

(No) Influence of Continuous Integration on the Commit Activity in GitHub Projects

Sebastian Baltes, Jascha Knack, Daniel Anastasiou, Ralf Tymann, and Stephan Diehl

University of Trier, Germany

Email: research@sbaltes.com, diehl@uni-trier.de

Abstract—A core goal of Continuous Integration (CI) is to make small incremental changes to software projects, which are integrated frequently into a mainline repository or branch. This paper presents an empirical study that investigates if developers adjust their commit activity towards the above-mentioned goal after projects start using CI. We analyzed the commit and merge activity in 93 GitHub projects that introduced the hosted CI system *Travis CI*, but have also been developed on GitHub for at least one year before introducing CI. In our analysis, we only found one non-negligible effect, an increased merge ratio, meaning that there were more merging commits in relation to all commits after the projects started using *Travis CI*. This effect has also been reported in related work. However, we observed the same effect in a random sample of 60 GitHub projects not using CI. Thus, it is unlikely that the effect is caused by the introduction of CI alone. We conclude that: (1) in our sample of projects, the introduction of CI did not lead to major changes in developers' commit activity, and (2) it is important to compare the commit activity to a baseline before attributing an effect to a treatment that may not be the cause for the observed effect.

I. INTRODUCTION

Continuous Integration (CI) is a software engineering practice where developers frequently integrate their work into a common “mainline” repository or branch [1], [2]. After changes have been committed to this repository or branch, a CI system automatically builds and tests the software. The approach has originally been proposed by Grady Booch [3] and became popular after being promoted as one of the Extreme Programming (XP) practices [4]. Many software projects on GitHub use hosted CI services like *Travis CI* or *CloudBees* [5]. The specific CI process may differ between projects (e.g., when is a build triggered, what is considered to be a broken build, etc.) [6], but a core goal of CI is to work with small increments and to integrate them frequently into the mainline branch [2]. There has been research on different aspects of using CI in GitHub projects (see Section V), but we are not aware of any empirical evidence showing that the introduction of CI actually leads to a different commit activity in terms of smaller, but more frequent commits.

II. RESEARCH DESIGN

The overall goal of our research was to analyze the impact of the introduction of continuous integration on the commit and merge activity in open source software projects. We selected projects hosted on GitHub that employ the CI system *Travis CI*. We identified such projects using the *TravisTorrent* data set (January 11, 2017) [7] and the *GHTorrent* Big Query

data set (February 14, 2017) [8], [9]. We only considered projects that:

- 1) used GitHub from the beginning (first commit not more than seven days before project creation date according to *GHTorrent*),
- 2) were active for at least one year (365 days) before the first build with *Travis CI* (see *before_ci* in Figure 1),
- 3) used *Travis CI* at least for one year (see *during_ci* in Figure 1),
- 4) had commit or merge activity on the default branch in both of these phases, and
- 5) used the default branch to trigger builds.

The motivation for restriction (1) was that projects which started outside of GitHub and have later been ported could introduce a bias, because the commit activity may differ if features like GitHub pull requests are not available [10], [11], [12]. To be able to compare a considerable amount of commit activity before and after the first build, we added restrictions (2) and (3). To further exclude projects using a different branch than the default branch as “mainline”, we added restrictions (4) and (5).

We utilized the *GHTorrent* Big Query data set to identify the time frames *before_ci* and *during_ci* for the projects in the *TravisTorrent* data set. Of all projects in the data set, 544 satisfied restrictions (2) and (3). Of these projects, 366 were Ruby projects and 178 were Java projects. The mean time span *before_ci* was 2.9 years ($SD=2.1$, $Mdn=2.2$), the mean time span *during_ci* was 3.2 years ($SD=1.1$, $Mdn=3.2$). To compare two time frames of equal size, we restricted our analysis to the activity one year before and after the first build.

Our *units of observation* were the commits in the selected projects. We only considered changes to Java or Ruby source code files, because we were interested in the actual devel-

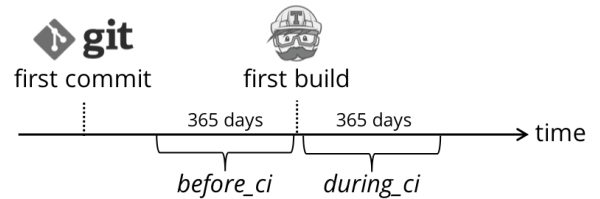


Fig. 1: Partitioning of commits into two time frames for each analyzed project. We only analyzed the activity one year before and after the first build.

opment activity, not in changes to binary files like images or PDF documents. We cloned all 544 project repos and extracted the version history for all branches with a tool we developed [13]. For each repo and branch, we created one log file with all regular commits and one log file with all merges. From those log files, we then extracted metadata about the commits and stored this data in CSV files using a second tool [14]. Combining the commit data and *TravisTorrent*, we applied restrictions (1), (4), and (5). This resulted in a sample of 113 projects (89 Ruby and 24 Java projects). As *units of analysis*, we considered the commits themselves and the projects. The measures we compared for these units were the *commit rate*, the *commit size*, and the *merge ratio*, which we define below.

In the following, let \mathcal{C} be the set of all commits in all projects we collected as described above. Further, let $\mathcal{P}_{\mathcal{C}}$ be the power set of \mathcal{C} . The *commit frequency* is the number of commits in a certain time span. We chose a time span of one week to adjust for the varying activity between working days and weekend. The partition $C^w = C^{w_1} \dots C^{w_n}$ divides a set of commits C into one subset for each week, beginning with the week of the first commit (w_1) until the week of the last commit (w_n) in C . For our analysis, we ignored w_1 or w_n if they did not contain data about a whole week. Further, we ignored weeks without any commits. In a last filtering step, we excluded projects that had no merges in either of the two phases or only data for incomplete weeks. This resulted in a final set of 93 projects. We provide the project list and the scripts and data used for the filtering process as supplementary material [15], [16]. Using the above definition, we can now define the mean commit rate based on a weekly partition of a set of commits C :

Definition II.1 (Commit Rate). Let $C \in \mathcal{P}_{\mathcal{C}}$ be a set of commits and $C^w = C^{w_1} \dots C^{w_n}$ be a weekly partition of C . We define the *mean commit rate* $\bar{c}_w: \mathcal{P}_{\mathcal{C}} \rightarrow \mathbb{R}_0^+$ as:

$$\bar{c}_w(C) = \frac{1}{n} \sum_{C^{w_i} \in C^w} |C^{w_i}|, \quad i \in \{1, \dots, n\}$$

Further, we define two measures to describe the *change size of a commit*. In the following, $n_f(c)$ denotes the number of source code files changed by a commit $c \in C$, and $n_l(c)$ denotes the number of lines changed in the source code files modified by this commit. We define $n_l(c)$ as $l_c^+ + l_c^-$, where l_c^+ is the sum of all lines added to the modified files and l_c^- is sum of all lines deleted from those files. Both l_c^+ and l_c^- are based on the line-based diffs of the modified files. Please note that this measure overestimates the change size in case existing lines are modified, e.g., a change to one existing line is represented as one deleted and one added line.

Definition II.2 (Change Size). For a commit $c \in \mathcal{C}$, we define the *change breadth* $b: \mathcal{C} \rightarrow \mathbb{R}_0^+$ and the *change depth* $d: \mathcal{C} \rightarrow \mathbb{R}_0^+$ as:

$$b(c) = n_f(c) \quad \text{and} \quad d(c) = \frac{n_l(c)}{n_f(c)}$$

For a set $C \in \mathcal{P}_{\mathcal{C}}$ of commits, we define the *mean change breadth* $\bar{b}(C)$ as:

$$\bar{b}(C) = \frac{1}{|C|} \sum_{c \in C} b(c)$$

For a partition $C^\phi = \{C^1 \dots C^n\}$ of C , we define the *mean change breadth* $\bar{b}(C^\phi)$ as:

$$\bar{b}(C^\phi) = \frac{1}{n} \sum_{C^i \in C^\phi} \bar{b}(C^i), \quad i \in \{1, \dots, n\}$$

The *mean change depths* $\bar{d}(C)$ and $\bar{d}(C^\phi)$ are defined analogously.

The last measure we are going to define is the amount of merging commits in relation to all commits. We use this measure to estimate the branching and merging activity in a certain time span. For all $C \in \mathcal{P}_{\mathcal{C}}$, let $n_m(C)$ denote the number of commits in C that merged other commits.

Definition II.3 (Merge Ratio). For a set $C \in \mathcal{P}_{\mathcal{C}}$ of commits, we define the *merge ratio* $m: \mathcal{P}_{\mathcal{C}} \rightarrow [0, 1]$ as:

$$m(C) = \frac{n_m(C)}{|C|}$$

Now that we have precise definitions of *commit rate*, *change size*, and *merge ratio*, we can take different comparison perspectives to describe the commit activity in software projects. We have two parameters for aggregating single commits into sets of commits that we can then compare with our measures. First, we can aggregate commits according to their *origin*, e.g., all commits in the same project or from the same developer. Second, we can aggregate commits according to *time*, here mainly the two time frames before and after the first CI build. Regarding the *origin* of the commits, we define two partitions:

- C^p : Partitions C into one set of commits for each project $p \in \text{projects}(C)$.
- $C^{p,b}$: Partitions C into one set of commits for each branch in each project ($\forall p \in \text{projects}(C) \forall b \in \text{branches}(p)$).

For this paper, we do not consider other partitions such as $C^{p,d}$ for each developer in a project. Regarding the *time*, we define two partitions that correspond to the time frames described above:

- C_{before} Contains all commits before the first CI build for each project, but not more than 365 days before the first build.
- C_{during} Contains all commits after the first but before the last CI build for each project, but not more than 365 days after the first build.

It is possible to combine the above partitions. $C_{\text{before}}^{p,b}$, for instance, contains one set of commits for each branch b in each project p , taking only commits into account that were committed before the first build in the corresponding project. For the following analyses, we first partition the sets using the branch partition $C^{p,b}$ and only consider the default

(“mainline”) branch for each project. This branch is often, but not always, called `master`. For better readability, we only write C^p instead of $C^{p,b}$, $b = \text{default_branch}(p)$ in the following. We focused on the default branch, because this is usually the branch triggering the CI builds. In fact, according to *TravisTorrent*, 81.8% of all builds of the 93 projects in our final sample were triggered by commits to the default branch. For the following analyses, we take a *project perspective*, i.e. we partition the *before* and *during* sets into the commits for each project, then calculate and compare \bar{c}_w , \bar{b} , \bar{d} , and m for each project.

III. RESULTS

In the following, we test our a priori hypotheses about commit activity changes using the data we collected. We provide the raw data and all analysis scripts as supplementary material [15], [16].

As descriptive statistics, we report mean (M), standard deviation (SD), and median (Mdn). To test for significant differences, we applied the nonparametric two-sided *Wilcoxon rank-sum test* [17] and report the corresponding p-values (p_w , significance level $\alpha = 0.01$). To measure the effect size, we used *Cohen’s d* [18], [19]. We provide the confidence interval of d at a 95% confidence level (CI_d). Our interpretation of d is based on the thresholds described by Cohen [20]: *negligible effect* ($|d| < 0.2$), *small effect* ($0.2 \leq |d| < 0.5$), *medium effect* ($0.5 \leq |d| < 0.8$), otherwise *large effect*.

Our general assumptions was that, with the introduction of CI, the projects shift towards smaller increments (in form of smaller commits) that are frequently integrated (directly committed or merged) into the default branch.

A. Commit Rate

If developers follow the advice to frequently integrate their work into the main branch, the introduction of CI may have an effect on the commit rate:

Hypothesis 1. After the introduction of CI, the commit rate increases.

To test this hypothesis, we compared the following sets:

$$\{\bar{c}_w(C_{before}^p)\} \text{ vs. } \{\bar{c}_w(C_{during}^p)\}, p \in \text{projects}(C)$$

For C_{before} , the mean commit rate per project was 4.9 commits per week ($SD = 4.1$, $Mdn = 3.7$); for C_{during} it was 5.0 commits per week ($SD = 3.9$, $Mdn = 3.7$). The difference was not significant ($p_w = 0.8$) and negligible ($d = 0.02$, $CI_d = [-0.27, 0.31]$).

The mean commit rate of merging commits was 1.7 merges per week ($SD = 0.7$, $Mdn = 1.5$) in the timespan *before* and 1.9 merges per week ($SD = 1.3$, $Mdn = 1.6$) in the timespan *during*. The difference was not significant ($p_w = 0.13$) and negligible ($d = 0.18$, $CI_d = [-0.10, 0.47]$).

Thus, we failed to reject the null hypothesis that the commit rate decreases or does not change.

B. Change Size

As described above, we employed two measures to capture the change size of a commit. We tested both its breadth, i.e. the number of changed source code files, as well as its depth, i.e. the number of changed lines divided by the number of files. Our hypothesis was that, with the introduction of CI, the mean size of the changes decreases:

Hypothesis 2. After the introduction of CI, the commit changes become smaller, i.e. they have a lower change breadth and depth.

To test this hypothesis, we compared the following sets:

$$\{\bar{b}(C_{before}^p)\} \text{ vs. } \{\bar{b}(C_{during}^p)\}, p \in \text{projects}(C)$$

$$\{\bar{d}(C_{before}^p)\} \text{ vs. } \{\bar{d}(C_{during}^p)\}, p \in \text{projects}(C)$$

For C_{before} , the mean commit breadth per project was 9.5 files per commit ($SD = 62.2$, $Mdn = 2.3$); for C_{during} it was 7.1 files per commit ($SD = 36.1$, $Mdn = 2.3$). The difference was not significant ($p_w = 0.6$) and negligible ($d = -0.09$, $CI_d = [-0.38, 0.20]$). The mean commit breadth of merged commits was 7.4 files per merged commit ($SD = 24.6$, $Mdn = 3.4$) in the timespan *before* and 13.4 files per merged commit ($SD = 87.8$, $Mdn = 3.2$) in the timespan *during*. The difference was not significant ($p_w = 0.13$) and negligible ($d = 0.07$, $CI_d = [-0.23, 0.36]$).

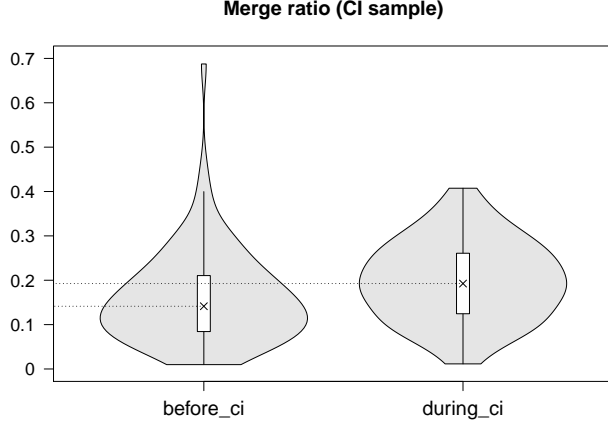
For C_{before} , the mean commit depth per project was 23.3 lines per file ($SD = 25.1$, $Mdn = 15.7$); for C_{during} it was 19.6 lines per file ($SD = 15.1$, $Mdn = 14.6$). The difference was not significant ($p_w = 0.04$) and negligible ($d = -0.19$, $CI_d = [-0.48, 0.10]$). The mean commit depth of merged commits was 23.8 lines per file ($SD = 21.3$, $Mdn = 16.1$) in the timespan *before* and 25.5 lines per file ($SD = 43.0$, $Mdn = 15.8$) in the timespan *during*. The difference was not significant ($p_w = 0.62$) and negligible ($d = 0.05$, $CI_d = [-0.24, 0.34]$).

Thus, we failed to reject the null hypothesis that the change size decreases or does not change.

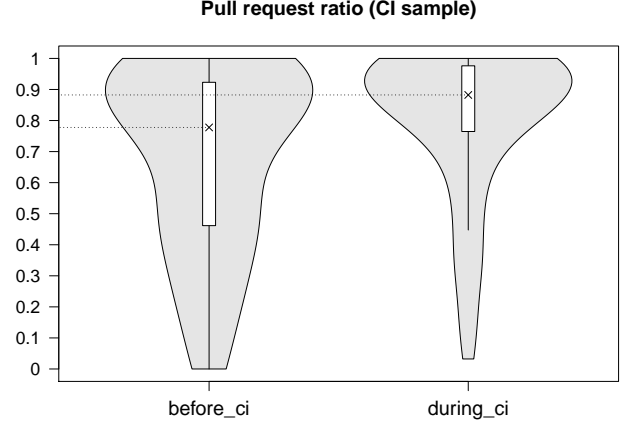
C. Merge Ratio

As a last step, we analyzed if the introduction of CI increases the merge ratio, and in particular the pull request ratio (the number of commits merging a pull request in relation to all merging commits). Our hypothesis was that after the introduction of CI, the amount of direct commits in the default branch decreases, because developers prefer to review the changes before triggering a build. On GitHub, the pull-based software development model has become more and more popular over the past years [21], [12], [10], [5]. This development model allows projects to review the changes before merging pull requests into the default branch.

Hypothesis 3. After the introduction of CI, the merge ratio increases.



(a) Merge ratio (number of merging commits in relation to all commits).



(b) Pull request ratio (number of commits merging a pull request in relation to all merging commits).

Fig. 2: Merge ratio and pull request ratio of projects ($n = 93$) before and after their first CI build.

To test this hypothesis, we compared the following sets:

$$\{m(C_{before}^p)\} \text{ vs. } \{m(C_{during}^p)\}, p \in \text{projects}(C)$$

For C_{before} , the mean merge ratio over all projects was 0.16 ($SD = 0.11$, $Mdn = 0.14$); for C_{during} it was 0.20 ($SD = 0.09$, $Mdn = 0.19$). The difference was significant ($p_w < 5.4e-6$) and effect was small ($d = 0.36$, $CI_d = [0.06, 0.65]$). Thus, we reject the null hypothesis that the change size decreases or does not change. Figure 2a shows violin plots visualizing the difference.

We also compared the pull request ratio: For C_{before} , the mean pull request ratio was 0.68 ($SD = 0.30$, $Mdn = 0.78$); for C_{during} it was 0.80 ($SD = 0.24$, $Mdn = 0.88$). The difference was significant ($p_w < 7.1e-5$) and effect was small ($d = 0.44$, $CI_d = [0.15, 0.73]$). Thus, we can conclude that an increased usage of pull requests is one factor leading to the increased merge ratio.

D. Comparison Sample

To check whether the increased merge ratio can actually be attributed to the introduction of CI, we analyzed how the merge ratio changed in a random sample of GitHub projects that do not use CI. Since this sample should be comparable to the CI project sample, we applied the following constraints, selecting projects that:

- 1) have Java or Ruby as their project language
- 2) used GitHub from the beginning (first commit not more than seven days before project creation date according to GHTorrent)
- 3) have commit activity for at least two years (730 days)
- 4) are engineered software projects (at least 10 watchers)

We applied those constraints to the projects in the *GHTorrent BigQuery data set* (February 06, 2018) [8], [9]. To

select only GitHub projects that are actually “engineered software projects” and not small toy projects, we filtered them according to their popularity, measured using the number of watchers or stargazers (see (4)). This approach has been used in several well-received studies and proved to have a very high precision [22] (almost 0% false positives for a threshold of 10 watchers/stargazers).

Of the 8,405 projects that satisfied the above constraints, 359 were also in the *TravisTorrent* data set. We excluded those projects and drew a random sample of 800 projects from the remaining 8,046 projects. We retrieved the commit data in the same way as for the CI projects. Then, we determined the date that splits the development activity in those projects into two equally-sized time frames. For the analysis, we considered one year (365 days) of commit activity in the default branch before and after that date. We only considered projects with commit and merge activity in the default branch in both time frames (130 projects), which we manually checked for CI configuration files. We removed 70 projects with such configuration files, resulting in 60 projects in which we did not find any indication that they use CI services.

For those projects, we compared the merge ratio in the two time frames to investigate if we can observe the same increase as in the CI projects. For the commits before the split date, the mean merge ratio over all projects was 0.16 ($SD = 0.14$, $Mdn = 0.12$); for the commits after that date it was 0.22 ($SD = 0.17$, $Mdn = 0.19$). The difference between the merge ratios of all projects in the two time frames was significant ($p_w < 0.01$) and effect was small ($d = 0.41$, $CI_d = [0.04, 0.77]$). As the effect was similar to the CI sample, we cannot attribute the increased merge ratio exclusively to the introduction of CI.

IV. LIMITATIONS AND VERIFIABILITY

The main limitations of our research are the focus on Ruby and Java projects and the fact we do not know if the

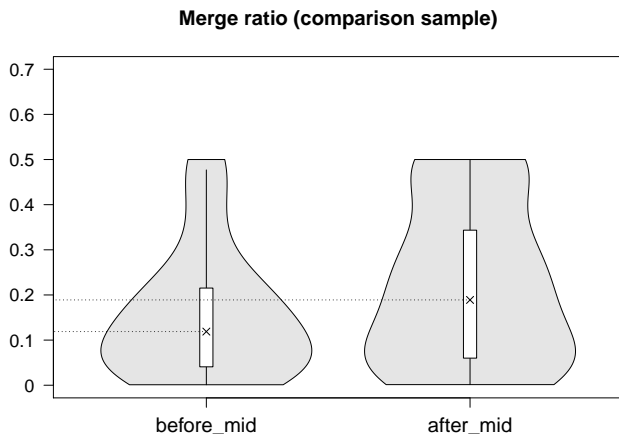


Fig. 3: Merge ratio in randomly selected projects not using CI ($n = 60$) before and after median development date.

introduction of CI would actually be the trigger for the effects we hypothesized. In fact, we are confident that the increased merge ratio cannot be attributed to the introduction of CI alone. Another limitation is the fact that projects may have used other CI tools than *Travis CI* before, meaning that our time span *before_ci* would actually be *during_ci*, but with another CI tool. This could be one reason why we did not observe the expected effects.

In our random comparison sample of projects not using CI, we compared the commit activity before and after the median date. Obviously, the effects may be different when choosing another comparison date. To enable other researcher to verify our results, we provide both the raw data and our analysis scripts as supplementary material [15], [16].

V. RELATED WORK

Vasilescu et al. [21] analyzed GitHub projects which introduced CI and found that CI improves the productivity of project teams in terms of merged pull requests. Hilton et al. [23], who analyzed GitHub projects, *Travis CI* builds, and surveyed 442 developers, found that (1) popular projects are more likely to use CI, (2) projects that use CI release more than twice as often as those that do not use CI, and (3) CI builds on the master branch pass more often than on the other branches. Furthermore, Hilton et al. [24] conducted semi-structured interviews with developers and conclude that developers encounter increased complexity, increased time costs, and new security concerns when working with CI.

Zhao et al. [25] investigated the impact of CI on GitHub projects. Their approach was similar to ours as they also considered one year of activity before and after the first CI build. However, they aggregated information for a whole month, opposed to one week in our analysis, and utilized a statistical modeling framework named *regression discontinuity design* [26]. Like us, they observed an increased number of merge commits over time, but as we described above, this

trend is not limited to projects adapting CI. Thus, we argue against attributing this effect to the introduction of CI.

Zhao et al. also conclude that the adaption of CI is much more complex than suggested by other studies. For example, they found that more pull requests are being closed after adopting CI, but their analysis suggests that the expected increasing trend over time manifests itself only before adopting CI, afterwards the number of closed pull requests remains relatively stable.

Memon et al. [27] analyzed data from Google’s CI system *TAP* and found that code recently modified by more than three developers is more likely to break the build. Other studies investigated aspects like the usage of static code analysis tools in CI pipelines [28], the personnel overhead of CI [29], the interplay between non-functional requirements and CI builds [30], the impact of CI on developer attraction and retention [31] or code reviews [32], and factors influencing build failures [33], [34], [35], [36], [37].

VI. CONCLUSION

We presented an empirical study investigating if developers of open-source GitHub projects adjust their commit activity towards smaller but more frequent commits after the introduction of continuous integration (CI). We expected this change, because a core goal of CI is to work with small incremental changes. We analyzed the commit and merge activity in 93 GitHub projects that introduced *Travis CI* and have been developed on GitHub for at least one year before the introduction of CI. The only non-negligible effect we observed was an increased merge ratio, i.e. the number of merging commits in relation to all commits. However, we observed the same effect in a random sample of GitHub projects that do not use CI. Thus, we argue against attributing this effect to the introduction of CI alone. It is more likely that projects use merges more frequently when they grow and mature. Another reason could be the general trend of adopting the pull-based software development model [21], [12], [10], [5].

Beside those findings, this paper contributes a precise formalization of different commit activity measures, which we used to test for expectable changes in GitHub projects after the introduction of CI. Our results show that it is important to compare observed changes in commit activity to a baseline (in our case the comparison sample) to prevent attributing those changes to a treatment that may not be the actual cause.

ACKNOWLEDGMENT

The authors would like to thank Oliver Moseler for his feedback on our formalization of the commit activity measures.

REFERENCES

- [1] M. Fowler, “Continuous Integration,” 2006. [Online]. Available: <https://www.martinfowler.com/articles/continuousIntegration.html>
- [2] M. Meyer, “Continuous integration and its tools,” *IEEE Software*, vol. 31, no. 3, pp. 14–16, 2014.
- [3] G. Booch, *Object oriented design: With applications*. Benjamin/Cummings Publishing, 1991.
- [4] K. Beck, *Extreme Programming Explained: Embrace Change*. Upper Saddle River, NJ, USA: Addison-Wesley, 2000.

- [5] G. Gousios, A. Zaidman, M.-A. Storey, and A. van Deursen, "Work practices and challenges in pull-based development: The integrator's perspective," in *37th International Conference on Software Engineering (ICSE 2015)*, A. Bertolino, G. Canfora, and S. Elbaum, Eds. Florence, Italy: IEEE, 2015, pp. 358–368.
- [6] D. Stahl and J. Bosch, "Modeling continuous integration practice differences in industry software development," *Journal of Systems and Software*, vol. 87, pp. 48–59, 2014.
- [7] M. Beller, G. Gousios, and A. Zaidman, "Oops, my tests broke the build: An explorative analysis of Travis CI with GitHub," in *14th International Conference on Mining Software Repositories (MSR 2017)*, J. M. Gonzalez-Barahona, A. Hindle, and L. Tan, Eds. Buenos Aires, Argentina: IEEE Computer Society, 2017, pp. 356–367.
- [8] G. Gousios, "The GHTorrent dataset and tool suite," in *10th International Working Conference on Mining Software Repositories (MSR 2013)*, T. Zimmermann, M. Di Penta, and S. Kim, Eds. San Francisco, CA, USA: IEEE, 2013, pp. 233–236.
- [9] —, "GHTorrent on the Google cloud," 2018. [Online]. Available: <http://ghtorrent.org/gcloud.html>
- [10] G. Gousios, M.-A. Storey, and A. Bacchelli, "Work Practices and Challenges in Pull-Based Development: The Contributor's Perspective," in *38th International Conference on Software Engineering (ICSE 2016)*, L. Dillon, W. Visser, and L. Williams, Eds. Austin, TX, USA: ACM, 2016, pp. 285–296.
- [11] J. Tsay, L. Dabbish, and J. D. Herbsleb, "Influence of social and technical factors for evaluating contribution in GitHub," in *36th International Conference on Software Engineering (ICSE 2014)*, P. Jalote, L. C. Briand, and A. van der Hoek, Eds. Hyderabad, India: ACM, 2014, pp. 356–366.
- [12] G. Gousios, M. Pinzger, and A. van Deursen, "An exploratory study of the pull-based software development model," in *36th International Conference on Software Engineering (ICSE 2014)*, P. Jalote, L. C. Briand, and A. van der Hoek, Eds. Hyderabad, India: ACM, 2014, pp. 345–355.
- [13] S. Baltes, "sbaltes/git-log-extractor on GitHub," 2017. [Online]. Available: <https://doi.org/10.5281/zenodo.821011>
- [14] —, "sbaltes/git-log-parser on GitHub," 2017. [Online]. Available: <https://doi.org/10.5281/zenodo.821020>
- [15] S. Baltes and J. Knack, "(No) Influence of Continuous Integration on the Development Activity in GitHub Projects — Dataset," 2018. [Online]. Available: <https://doi.org/10.5281/zenodo.1140260>
- [16] S. Baltes, "(No) Influence of Continuous Integration on the Commit Activity in GitHub Projects — Supplementary Material," 2018. [Online]. Available: <https://doi.org/10.5281/zenodo.1182934>
- [17] F. Wilcoxon, "Individual comparisons by ranking methods," *Biometrics*, vol. 1, no. 6, pp. 80–83, 1945.
- [18] J. Cohen, *Statistical Power Analysis for the Behavioral Sciences*, 2nd ed. Mahwah, NJ, USA: Routledge, 1988.
- [19] R. D. Gibbons, D. R. Hedeker, and J. M. Davis, "Estimation of effect size from a series of experiments involving paired comparisons," *Journal of Educational Statistics*, vol. 18, no. 3, pp. 271–279, 1993.
- [20] J. Cohen, "A power primer," *Psychological bulletin*, vol. 112, no. 1, p. 155, 1992.
- [21] B. Vasilescu, Y. Yu, H. Wang, P. Devanbu, and V. Filkov, "Quality and productivity outcomes relating to continuous integration in GitHub," in *10th Joint Meeting of the European Software Engineering Conference and the ACM SIGSOFT International Symposium on Foundations of Software Engineering (ESEC/FSE 2015)*, E. Di Nitto, M. Harman, and P. Heymans, Eds. Bergamo, Italy: ACM, 2015, pp. 805–816.
- [22] N. Munaiah, S. Kroh, C. Cabrey, and M. Nagappan, "Curating GitHub for engineered software projects," *Empirical Software Engineering*, vol. 22, no. 6, pp. 3219–3253, 2017.
- [23] M. Hilton, T. Tunnell, K. Huang, D. Marinov, and D. Dig, "Usage, costs, and benefits of continuous integration in open-source projects," in *31st IEEE/ACM International Conference on Automated Software Engineering (ASE 2016)*, D. Lo, S. Apel, and S. Khurshid, Eds. Singapore: ACM, 2016, pp. 426–437.
- [24] M. Hilton, N. Nelson, T. Tunnell, D. Marinov, and D. Dig, "Trade-offs in continuous integration: Assurance, security, and flexibility," in *11th Joint Meeting of the European Software Engineering Conference and the ACM SIGSOFT International Symposium on Foundations of Software Engineering (ESEC/FSE 2017)*, Eric Bodden, Wilhelm Schäfer, Arie van Deursen, and Andrea Zisman, Eds. Paderborn, Germany: ACM, 2017, pp. 197–207.
- [25] Y. Zhao, A. Serebrenik, Y. Zhou, V. Filkov, and B. Vasilescu, "The impact of continuous integration on other software development practices: A large-scale empirical study," in *32nd IEEE/ACM International Conference on Automated Software Engineering (ASE 2017)*, Grigore Rosu, Massimiliano Di Penta, and Tien N. Nguyen, Eds. Urbana, IL, USA: IEEE Computer Society, 2017, pp. 60–71.
- [26] G. W. Imbens and T. Lemieux, "Regression discontinuity designs: A guide to practice," *Journal of Econometrics*, vol. 142, no. 2, pp. 615–635, 2008.
- [27] A. M. Memon, Z. Gao, B. N. Nguyen, S. Dhanda, E. Nickell, R. Siemborski, and J. Micco, "Taming Google-Scale Continuous Testing," in *39th International Conference on Software Engineering*, S. Uchitel, D. Shepherd, and N. Juristo, Eds. Buenos Aires, Argentina: IEEE, 2017, pp. 233–242.
- [28] F. Zampetti, S. Scalabrino, R. Oliveto, G. Canfora, and M. Di Penta, "How open source projects use static code analysis tools in continuous integration pipelines," in *14th International Conference on Mining Software Repositories (MSR 2017)*, J. M. Gonzalez-Barahona, A. Hindle, and L. Tan, Eds. Buenos Aires, Argentina: IEEE Computer Society, 2017, pp. 334–344.
- [29] M. Manglaviti, E. Coronado-Montoya, K. Gallaba, and S. McIntosh, "An empirical study of the personnel overhead of continuous integration," in *14th International Conference on Mining Software Repositories (MSR 2017)*, J. M. Gonzalez-Barahona, A. Hindle, and L. Tan, Eds. Buenos Aires, Argentina: IEEE Computer Society, 2017, pp. 471–474.
- [30] K. V. R. Paixao, Cricia, F. M. Delfim, and M. d. A. Maia, "On the interplay between non-functional requirements and builds on continuous integration," in *14th International Conference on Mining Software Repositories (MSR 2017)*, J. M. Gonzalez-Barahona, A. Hindle, and L. Tan, Eds. Buenos Aires, Argentina: IEEE Computer Society, 2017, pp. 479–482.
- [31] Y. Gupta, Y. Khan, K. Gallaba, and S. McIntosh, "The impact of the adoption of continuous integration on developer attraction and retention," in *14th International Conference on Mining Software Repositories (MSR 2017)*, J. M. Gonzalez-Barahona, A. Hindle, and L. Tan, Eds. Buenos Aires, Argentina: IEEE Computer Society, 2017, pp. 491–494.
- [32] M. M. Rahman and C. K. Roy, "Impact of continuous integration on code reviews," in *14th International Conference on Mining Software Repositories (MSR 2017)*, J. M. Gonzalez-Barahona, A. Hindle, and L. Tan, Eds. Buenos Aires, Argentina: IEEE Computer Society, 2017, pp. 499–502.
- [33] T. Rausch, W. Hummer, P. Leitner, and S. Schulte, "An empirical analysis of build failures in the continuous integration workflows of Java-based open-source software," in *14th International Conference on Mining Software Repositories (MSR 2017)*, J. M. Gonzalez-Barahona, A. Hindle, and L. Tan, Eds. Buenos Aires, Argentina: IEEE Computer Society, 2017, pp. 345–355.
- [34] M. Beller, G. Gousios, and A. Zaidman, "TravisTorrent: Synthesizing Travis CI and GitHub for Full-Stack Research on Continuous Integration," in *14th International Conference on Mining Software Repositories (MSR 2017)*, J. M. Gonzalez-Barahona, A. Hindle, and L. Tan, Eds. Buenos Aires, Argentina: IEEE Computer Society, 2017, pp. 447–450.
- [35] M. R. Islam and M. F. Zibran, "Insights into continuous integration build failures," in *14th International Conference on Mining Software Repositories (MSR 2017)*, J. M. Gonzalez-Barahona, A. Hindle, and L. Tan, Eds. Buenos Aires, Argentina: IEEE Computer Society, 2017, pp. 467–470.
- [36] M. Reboucas, R. O. Santos, G. Pinto, and F. Castor, "How does contributors' involvement influence the build status of an open-source software project?" in *14th International Conference on Mining Software Repositories (MSR 2017)*, J. M. Gonzalez-Barahona, A. Hindle, and L. Tan, Eds. Buenos Aires, Argentina: IEEE Computer Society, 2017, pp. 475–478.
- [37] C. Ziftci and J. Reardon, "Who Broke the Build? Automatically Identifying Changes That Induce Test Failures in Continuous Integration at Google Scale," in *39th International Conference on Software Engineering*, S. Uchitel, D. Shepherd, and N. Juristo, Eds. Buenos Aires, Argentina: IEEE, 2017, pp. 113–122.