

QuEST and High Performance Simulation of Quantum Computers

Tyson Jones,¹ Anna Brown,² Ian Bush,² and Simon Benjamin¹

¹*Department of Materials, University of Oxford, Parks Road, Oxford OX1 3PH, United Kingdom*

²*Oxford e-Research Centre, Department of Engineering Science,
University of Oxford, Keble Road, Oxford OX1 3PH, United Kingdom*

(Dated: December 3, 2024)

We introduce **QuEST**, the Quantum Exact Simulation Toolkit, and compare it to ProjectQ [1], qHipster [2] and a recent distributed implementation [3] of Quantum++ [4]. QuEST is the first open source, OpenMP and MPI hybridised, GPU accelerated simulator of universal quantum circuits. Embodied as a C library, it is designed so that a user's code can be deployed seamlessly to any platform from a laptop to a supercomputer. QuEST is capable of simulating generic quantum circuits of general single-qubit gates and many-qubit controlled gates. Using the ARCUS Phase-B and ARCHER supercomputers, we benchmark QuEST's simulation of random circuits of up to 38 qubits, distributed over up to 2048 compute nodes, each with up to 24 cores. We directly compare QuEST's performance to ProjectQ's on single machines, and discuss the differences in distribution strategies of QuEST, qHipster and Quantum++. QuEST shows excellent scaling, both strong and weak, on multicore and distributed architectures.

I. INTRODUCTION

Classical simulation of quantum computation is vital for the study of new algorithms and architectures. As experimental researchers move closer to realising quantum computers of sufficient complexity to be useful, their work must be guided by an understanding of what tasks we can hope to perform. This in turn means we must explore an algorithm's scaling, its robustness versus errors and imperfections, and the relevance of limitations of the underlying hardware. Because of these requirements simulation tools are needed on many different classical architectures; while a workstation may be sufficient for the initial stages of examining an algorithm, further study of scaling and robustness may require more powerful computational resources. Flexible, multi-platform supporting simulators of quantum computers are therefore essential.

Further it is important these simulations are very efficient since they are often repeated many times, for example to study the influence of many parameters, or the behaviour of circuits under noise. But it is expensive to exactly simulate a quantum system using a classical system, since a high-dimensional complex vector must be maintained with high fidelity. Both the memory requirements, and the time required to simulate an elementary circuit operation, grow exponentially with the number of qubits. A quantum computer of only 50 qubits is already too large to be comprehensively simulated by our best classical computers [5], and is barely larger than the 49 qubit computers in development by Intel and Google [6, 7]. To simulate quantum computers even of the size already experimentally realised, it is necessary that a classical simulator take full advantage of the performance optimisations possible of high performance classical computing.

It is also equally important that the research community have access to an ecosystem of simulators. Verification of complex simulations is a non-trivial task, one that is much eased by having the facility to compare the

results of simulations performed by multiple packages.

The number of single compute node generic [8–10] and specialised [11–14] simulators is rapidly growing. However despite many reported distributed simulators [2, 3, 15–20] and proposals for GPU accelerated simulators [18, 21–24], QuEST is the first open source simulator available to offer *both* facilities, and the only simulator to offer support on all hardware platforms commonly used in the classical simulation of quantum computation

II. BACKGROUND

A. Target Platforms and Users

Simulations of quantum computation are performed on a wide variety of classical computational platforms, from standard laptops to the most powerful supercomputers in the world, and on standard CPUs or on accelerators such as GPUs. Which is most suitable for the simulation of a given circuit will depend upon the algorithm being studied and the size of the quantum computer being modelled. To date this has resulted in a number of simulators which typically target one, or a small number, of these architectures. While this leads to a very efficient exploitation of a given architecture, it does mean that should a research project need to move from one architecture to another, for instance due to the need to simulate more qubits, a different simulation tool is required. This may require a complete rewrite of the simulation code, which is time consuming and makes verification across platforms difficult. In this article we describe QuEST which runs efficiently on *all* architectures typically available to a researcher, thus facilitating the seamless deployment of the researcher's code. This universal support also allows the researcher to easily compare the performance of the different architectures available to them, and so pick that most suitable for their needed simulations.

In the rest of this section we shall examine the nature

of the architectures that are available, cover briefly how codes exploit them efficiently, and show how QuEST, the universal simulator, compares with the more platform specific implementations.

B. Simulator Optimisations

Classical simulators of quantum computation can make good use of several performance optimisations.

For instance, the data parallel task of modifying the state vector under a quantum operation can be sped up with single-instruction-multiple-data (SIMD) execution. SIMD instructions, like Intel’s advanced vector extensions (AVX), operate on multiple operands held in vector registers to concurrently modify multiple array elements [25], like state vector amplitudes.

Task parallelism can be achieved through multithreading, taking advantage of the multiple cores found in modern CPUs. Multiple CPUs can cooperate through a shared NUMA memory space, which simulators can interface with through OpenMP [26].

Simulators can defer the expensive exchange of data in a CPU’s last level cache (LLC) with main memory through careful data access; a technique known as cache blocking [27]. Quantum computing simulators can cache block by combining sequential operations on adjacent qubits before applying them, a technique referred to as *gate fusion* [2, 18]. For instance, gates represented as matrices can be fused by computing their tensor product.

Machines on a network can communicate and cooperate through message passing. Simulators can partition the state vector and operations upon it between distributed machines, for example through MPI, to achieve both parallelisation and greater aggregate memory. Such networks are readily scalable, and are necessary for simulating many qubit circuits [18].

With the advent of general-purpose graphical processing units (GPUs), the thousands of linked cores of a GPU can work to parallelise scientific code. Simulators can make use of NVIDIA’s compute unified device architecture (CUDA) to achieve massive speedup on cheap, discrete hardware, when simulating circuits of a limited size [23]. We mention too a recent proposal to utilise multi-GPU nodes for highly parallel simulation of many qubit quantum circuits [22].

1. Single node

ProjectQ is an open-source quantum computing framework featuring a compiler targeting quantum hardware and a C++ quantum computer simulator behind a Python interface [1]. In this text, we review the performance of its simulator, which supports AVX instructions, employs OpenMP and cache blocking for efficient parallelisation on single-node shared-memory systems, and emulation to take computational shortcuts [28].

QuEST is a new open source simulator developed in ISO standard conformant C [29], and released under the open source MIT license. Both OpenMP and MPI based parallelisation strategies are supported, and they may be used together in a so-called hybrid strategy. This provides seamless support for both single-node shared-memory and distributed systems. QuEST also employs CUDA for GPU acceleration, can be compiled with AVX, and offers the same interface on single-node, distributed and GPU platforms. Though QuEST does not use cache blocking or emulation, we find QuEST performs equally or better than ProjectQ on multicore systems, and can use its additional message-passing facilities for faster and bigger simulations on distributed memory architectures.

ProjectQ offers a high-level Python interface, but can therefore be difficult to install and run on supercomputing architectures, though containerisation may make this process easier in future [30, 31]. Conversely, QuEST is light-weight, stand-alone, and tailored for high-performance resources - its low-level C interface can be compiled directly to a native executable and run on personal laptops and supercomputers.

Both QuEST and ProjectQ maintain a pure state in 2^n complex floating point numbers for a system of n qubits, with (by default) double precision in each real and imaginary component; QuEST can otherwise be configured to use single or quad precision. Both simulators store the state in C/C++ primitives, and so (by default) consume 16×2^n B [32] in the state vector alone. However ProjectQ incurs a $\times 1.5$ memory overhead during state allocation, and QuEST clones the state vector in distributed applications. Typical memory costs of both simulators on a single thread are shown in Figure 1, which vary insignificantly from their multithreaded costs. While QuEST allows direct read and write access to the state-vector, ProjectQ’s single amplitude fetching has a Python overhead, and writing is only supported in batch which is memory expensive due to Python objects consuming more memory than a comparable C primitive - as much as $3 \times$ [33, 34]. Iterating the state-vector in ProjectQ is therefore either very slow, or comes with an appreciable memory cost.

QuEST applies a single-qubit gate (a 2×2 matrix G) on qubit q of an N -qubit wavefunction $|\psi\rangle = \sum_{n=0}^{2^N-1} \alpha_n |n\rangle$, represented as the complex vector $\vec{\alpha}$, by updating vector elements

$$\begin{pmatrix} \alpha_{n_i} \\ \alpha_{n_i+2^q} \end{pmatrix} \mapsto G \begin{pmatrix} \alpha_{n_i} \\ \alpha_{n_i+2^q} \end{pmatrix} \quad (1)$$

where $n_i = \lfloor i/2^q \rfloor 2^{q+1} + (i \bmod 2^q)$ for every integer $i \in [0, 2^{N-1} - 1]$. This applies G via 2^N computations of $ab + cd$ for complex a, b, c, d and avoids having to compute and matrix-multiply a full $2^N \times 2^N$ unitary on the state-vector. This has a straight-forward generalisation to many-control single-target gates, and lends itself to parallelisation.

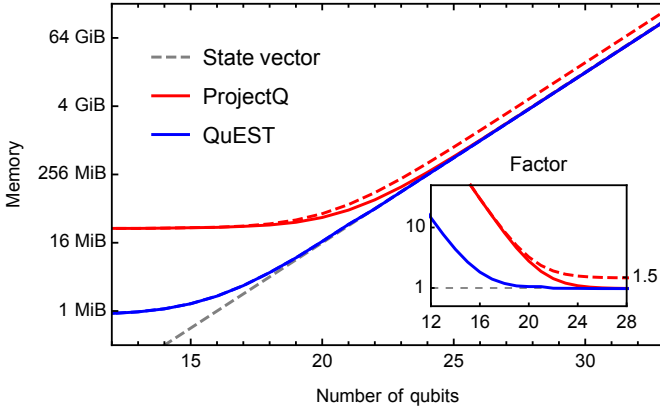


FIG. 1. Memory consumption of QuEST’s C and ProjectQ’s Python processes, as reported by Linux’s `/proc/self/status` during random circuit simulation on a single 256 GiB ARCUS Phase-B compute node. Full and dashed lines show the typical and maximum usage respectively, while the gray dashed line marks the memory required to store only the state-vector (in double precision). The subplot shows the ratio of total memory consumed to that by only the state-vector.

2. Distributed

How simulators partition the state vector between processes and communicate over the network is key to their performance on distributed memory architectures. All simulators we have found so far employ a simple partitioning scheme; the memory to represent a state vector is split equally between all processes holding that vector. A common strategy to then evaluate a circuit is to pair nodes such that upon applying a single qubit gate, every process must send and receive the entirety of its portion of the state vector to its paired process [2, 3, 17].

The number of communications between paired processes, the amount of data sent in each and the additional memory incurred on the compute nodes form a tradeoff. A small number of long messages will ensure that the communications are bandwidth limited, which leads to best performance in the communications layer. However this results in a significant memory overhead, due to the process having to store buffers for both the data it is sending and receiving, and in an application area so memory hungry as quantum circuit simulation this may limit the size of circuit that can be studied. On the other hand many short messages will minimise the memory overhead as the message buffers are small, but will lead to message latency limited performance as the bandwidth of the network fabric will not be saturated. This in turn leads to poor parallel scaling, and hence again limits the size of the circuit under consideration, but now due to time limitations. Note that the memory overhead is at most a factor 2, which due to the exponential scaling of the memory requirements, means only 1 less qubit may be studied. Some communication strategies and their memory overheads and visualised in

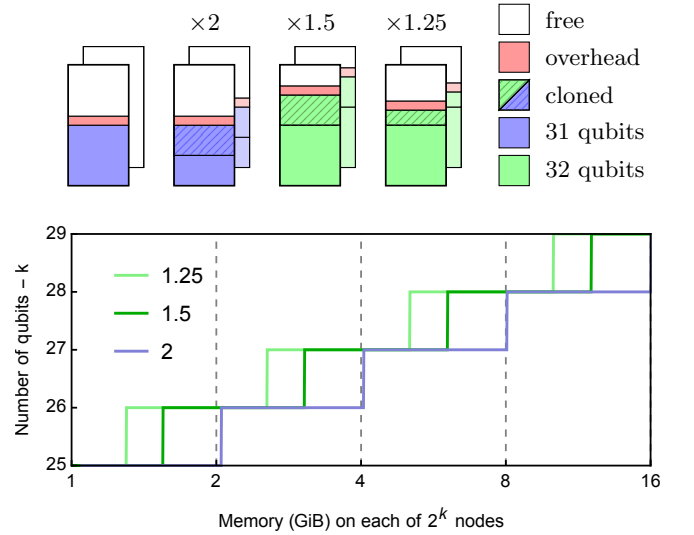


FIG. 2. An illustration of strategies to distribute the state vector between two 64 GiB nodes. A complete cloning ($\times 2$ memory) of the partition on each node is wasteful. Half the partition can be cloned, at the cost of twice as many MPI messages, to fit another qubit into memory [17]. Further division requires more communication for less memory overhead [2]. The bottom plot shows the maximum number of qubits which can fit on 2^k nodes of varying memory, assuming a 50 MiB overhead per node.

Figure 2.

QuEST partitions the state vector equally between the processes within the job, and the message passing between the process pairs is so organised as to absolutely minimise the number of communications during the operation of a single gate. Thus parallel performance should be good, but there will be a significant memory overhead; in practice a factor of 2 as described above. For n qubits distributed over 2^k nodes, these communications occur when operating on qubits with index $\geq n - k$, indexing from 0.

An alternative strategy is to clone, send and receive only half of each node’s data in two exchanges [17], incurring instead a $1.5\times$ memory cost. This often leaves room to simulate an additional qubit, made clear in Figure 2. This strategy can be recursed further to reduce the memory overhead even more, and negligible additional memory cost can be achieved by communicating every amplitude separately as in [3], though this comes at a significant communication cost, since a message passing pattern is latency dominated and will exhibit poor scaling with process count. However an improvement made possible by having two exchanges is to overlap the communication of the first message with the computation on the second half of the state vector, an optimisation implemented in qHipster [2]. This depends on the network effectively supporting asynchronous communications.

We also mention recent strategies for further reducing network traffic by optimising the simulated circuit through gate fusion, state reordering [2, 18] and

rescheduling operations [18], though opportunities for such optimisations may be limited.

In terms of the functionality implemented in the simulation packages we note that while qHipster is limited to single and two-qubit controlled gates, QuEST additionally allows the distributed operation of any-qubit controlled gates.

3. GPU

Though MPI distribution can be used for scalable parallelisation, networks are expensive and are overkill for deep circuits of few qubits. Simulations limited to 29 qubits can fit into a 12 GB GPU which offers high parallelisation at low cost. In our testing, QuEST running a single Tesla K40m GPU (retailing currently for ~ 3.6 k USD) outperforms 8 distributed 12-core Xeon E5-2697 v2 series processors, currently retailing at ~ 21 k USD total, ignoring the cost of the network.

QuEST is the first available simulator which can run on a CUDA enabled GPU, offering speedups of $\sim 5\times$ over already highly-parallelised 24-threaded single-node simulation. We mention QCGPU, a recent GPU-accelerated single-node simulator being developed with Rust and OpenCL [35].

4. Multi-platform

QuEST is the only simulator which supports all of the above classical architectures. A simulation written in QuEST can be immediately deployed to all environments, from a laptop to a national-grade supercomputer, performing well at all simulation scales. We list the facilities supported by other state-of-the-art simulators in Table I.

Simulator	multithreaded	distributed	GPU	stand-alone
QuEST	✓	✓	✓	✓
ProjectQ	✓			
qHipster	✓	✓		✓
Quantum++	✓	✓		?
QCGPU	✓		✓	

TABLE I. A comparison of the facilities offered by some publicly available, state-of-the-art simulators. Note the distributed adaptation of Quantum++ [3] is not publicly available.

C. Algorithm

We compare QuEST and ProjectQ performing simulations of universal psuedo-random quantum circuits of varying depth and number of qubits. A random circuit contains a random sequence of gates, in our case with gates from the universal set $\{H, T, C(Z), X^{1/2}, Y^{1/2}\}$.

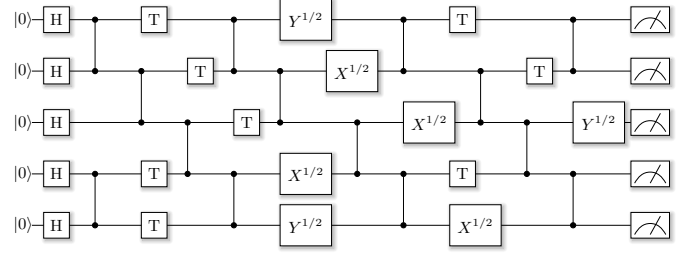


FIG. 3. An example of a depth 10 random circuit on 5 qubits, of the linear topology described in [36]. This diagram was generated using ProjectQ’s circuit drawer.

These are the Hadamard, $\pi/8$, controlled-phase and root Pauli X and Y gates. Being computationally hard to simulate, random circuits are a natural algorithm for benchmarking simulators [36]. We generate our random circuits by the algorithm in [36], which fixes the topology for a given depth and number of qubits, though randomises the sequence of single qubit gates. An example is shown in Figure 3. The total number of gates (single plus control) goes like $\mathcal{O}(nd)$ for an n qubit, depth d random circuit, and the ratio of single to control gates is mostly fixed at 1.2 ± 0.2 , so we treat these gates as equal in our runtime averaging. For measure, a depth 100 circuit of 30 qubits features 1020 single qubit gates and 967 controlled phase gates.

Though we here treat performance in simulating a random circuit as an indication of the general performance of the simulator, we acknowledge that specialised simulators may achieve better performance on particular classes of circuits. For example, ProjectQ can utilise topological optimisation or classical emulation to shortcut the operation of particular subcircuits, such as the quantum Fourier transform [28].

We additionally study QuEST’s communication efficiency by measuring the time to perform single qubit rotations on distributed hardware.

III. SETUP

A. Hardware

We evaluate the performance of QuEST and ProjectQ using Oxford’s computing facilities, specifically the ARCUS Phase-B supercomputer, and the UK National Supercomputing facility ARCHER.

QuEST and ProjectQ are compared on single nodes with 1-16 threads, on ARCUS Phase-B with nodes of 64, 128 and 256 GiB memory (simulating 1-31, 32 and 33 qubits respectively), each with two 8-core Intel Xeon E5-2640 V3 processors and a collective last level cache (LLC) size of 41 MB between two NUMA banks. We furthermore benchmark QuEST on ARCUS Phase-B Tesla K40m GPU nodes, which with 12 GB global memory over

2880 CUDA cores, can simulate up to 29 qubit circuits.

QuEST and ProjectQ are also compared on ARCHER, a CRAY XC30 supercomputer. ARCHER contains both 64 and 128 GiB compute nodes, each with two 12-core Intel Xeon E5-2697 v2 series processors linked by two QuickPath Interconnects, and a collective LLC of 61 MB between two NUMA banks. Thus a single node is capable of simulating up to 32 qubits with 24 threads. We furthermore evaluate the scalability of QuEST when distributed over up to 2048 ARCHER compute nodes, linked by a Cray Aries interconnect, which supports an MPI latency of $\sim 1.4 \pm 0.1 \mu\text{s}$ and a bisection bandwidth of 19 TB/s.

B. Software

1. Installation

On ARCUS Phase-B, we compile both single-node QuEST v0.10.0 and ProjectQ’s C++ backend with GCC 5.3.0, which supports OpenMP 4.0 [26] for parallelisation among threads. For GPU use, QuEST-GPU v0.6.0 is compiled with the NVIDIA CUDA 8.0. ProjectQ v0.3.5 is run with Python 3.5.4, inside an Anaconda 4.3.8 environment.

On ARCHER, ProjectQ v0.3.6 is compiled with GCC 5.3.0, and run in Python 3.5.3 inside an Anaconda 4.0.6. QuEST is compiled with ICC 17.0.0 which supports OpenMP 4.5 [26], and is distributed with the MPICH3 implementation of the MPI 3.0 standard, optimised for the Aries interconnect.

2. Configuration

We attempt to optimise ProjectQ when simulating many qubits by enabling gate fusion only for multithreaded simulations [31].

```
from projectq import MainEngine
from projectq.backends import Simulator

MainEngine(
    backend=Simulator(
        gate_fusion=(threads > 1)))
```

We found that ProjectQ’s multithreaded simulation of few qubit random circuits can be improved by disabling all compiler engines, to reduce futile time spent optimising the circuit in Python.

```
MainEngine(
    backend=Simulator(gate_fusion=True),
    engine_list=[])
```

However, this disables ProjectQ’s ability to perform classical emulation and gate decomposition, and so is not

explored in our benchmarking. We studied ProjectQ’s performance for different combinations of compiler engines, number of gates considered in local optimisation and having gate fusion enabled, and found the above configurations gave the best performance for random circuits on our tested hardware.

Our benchmarking measures the runtime of strictly the code responsible for simulating the sequence of gates, and excludes the time spent allocating the state vector, instantiating or freeing objects or other one-time overheads.

In ProjectQ, this looks like:

```
# prepare the simulator
sim = Simulator(gate_fusion=(threads > 1))
engine = MainEngine(backend=sim)
qubits = engine.allocate_quireg(num_qubits)
engine.flush()

# ensure we're in the 0 state
sim.set_wavefunction([1], qubits)
sim.collapse_wavefunction(
    qubits, [0]*num_qubits)
engine.flush()

# start timing, perform circuit

# ensure cache is empty
engine.flush()
sim._simulator.run()

# stop timing
```

and in QuEST:

```
// prepare the simulator
QuESTEnv env;
MultiQubit qubits;
initQuESTEnv(&env);
createMultiQubit(&qubits, num_qubits, env);

// ensure we're in the 0 state
initStateZero(&qubits);

// start timing, perform circuit

// ensure distributed work finishes
syncQuESTEnv(env);

// stop timing
```


IV. RESULTS

A. Single Node Performance

The runtime performance of QuEST and ProjectQ, presented in Figure 4, varies with the architecture on which they are run, and the system size they simulate.

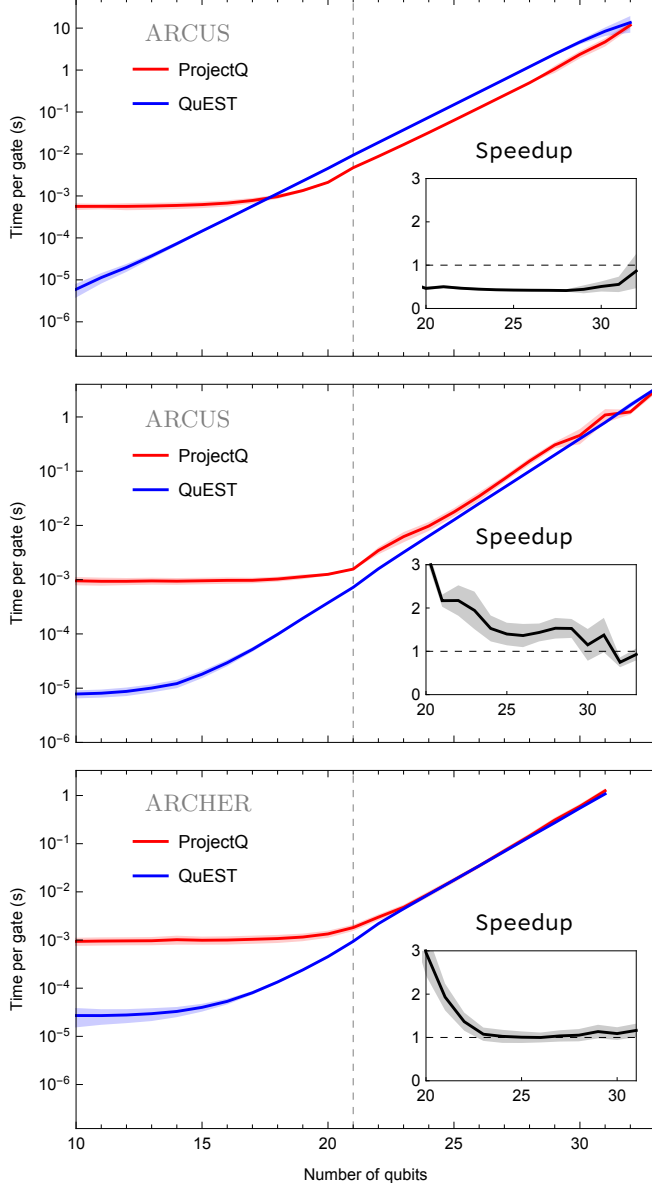


FIG. 4. Comparison of QuEST and ProjectQ when simulating random circuits over 1, 16 (on ARCUS Phase-B) and 24 (on ARCHER) threads (top to bottom). Coloured lines indicate the mean, with shaded regions indicating a standard deviation either side, over a total of ~ 77 k simulations of varying depth. Vertical dashed lines indicate the maximum number of qubits for which the entire state vector fits into the LLC. The speedup subgraphs show the ratio of ProjectQ to QuEST runtime.

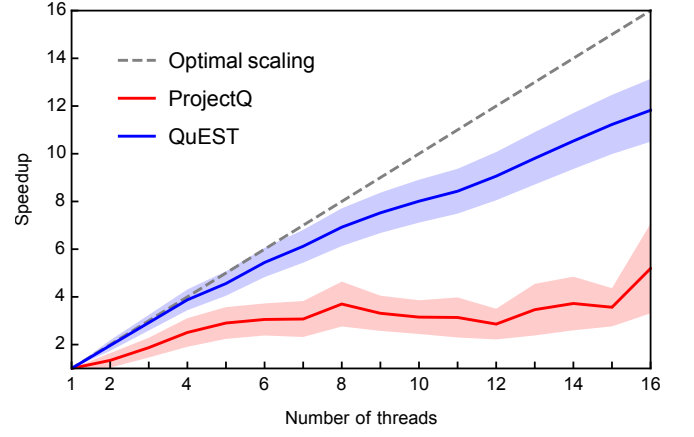


FIG. 5. Single-node strong scaling achieved when parallelising (through OpenMP) 30 qubit random circuits across a varying number of threads on a 16-CPU ARCUS Phase-B compute node. Solid lines and shaded regions indicate the mean and a standard deviation either side (respectively) of ~ 7 k simulations of circuit depths between 10 and 100.

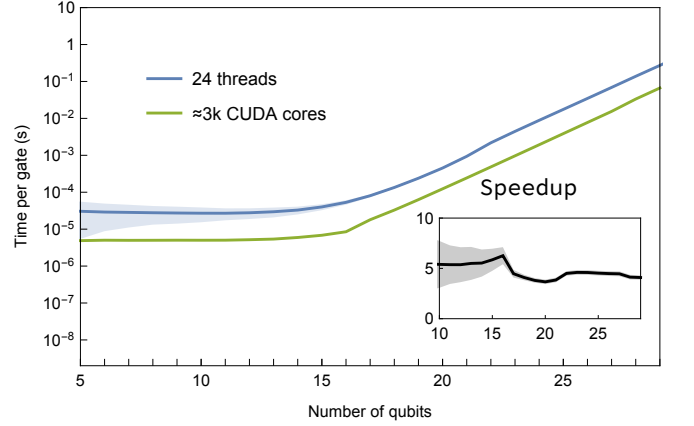


FIG. 6. QuEST's single-node performance using multithreading and GPU acceleration to parallelise random circuit simulations. The subplot shows the speedup (ratio of runtimes) that a GPU of 2880 CUDA cores on ARCUS Phase-B achieves against 24 threads on ARCHER.

Anomalous slowdown of ProjectQ at 22 qubits may be explained by the LLC becoming full, due to its use of cache blocking through gate fusion [31].

For fewer than ~ 22 qubits, ProjectQ's Python overhead is several orders of magnitude slower than QuEST's C overhead, independent of circuit depth. The Python overhead can be reduced by disabling some simulation facilities - see Section III B 2. For larger systems, the time spent in ProjectQ's C++ backend operating on the state vector dominates total runtime, and the time per gate of both simulators grows exponentially with increasing number of qubits.

On a single ARCUS-B thread, ProjectQ becomes twice as fast as QuEST, attributable to its sophisticated circuit evaluation. However, these optimisations appear to scale

poorly; QuEST outperforms ProjectQ on 16 threads on ARCUS-B, and on ARCHER both simulation packages are equally fast on 24 threads. This is made explicit in the strong scaling over threads shown in Figure 5, which reveals ProjectQ’s scaling is not monotonic. Performance suffers with the introduction of more than 8 threads, though is restored at 16.

We demonstrate QuEST’s utilisation of a GPU for highly parallelised simulation in Figure 6, achieving a speedup of $\sim 5\times$ from QuEST and ProjectQ on 24 threads.

B. Distributed Performance

Strong scaling of QuEST simulating a 30 and 38 qubit random circuit, distributed over 1 to 2048 ARCHER nodes, is shown in Figure 7. In all cases one MPI process per node was employed, each with 24 threads. Recall that QuEST’s communication strategy involves cloning the state vector partition stored on each node. The 30 qubit (38 qubit) simulations therefore demand 32 GiB (8 TiB) memory (excluding overhead), and require at least 1 node (256 nodes), whereas qHipster’s strategy would fit a 31 qubit (39 qubit) simulation on the same hardware [2].

Communication cost is shown in Figure 8 as the time to rotate a single qubit when using just enough nodes to store the state-vector; the size of the partition on each node is constant for increasing nodes and qubits. QuEST shows excellent weak scaling, and moving from 34 to 37 simulated qubits slows QuEST by a mere $\approx 9\%$. It is interesting to note that the equivalent results for qHipster show a slowdown of $\approx 148\%$ [2], but this is almost certainly a reflection of the different network used in generating those results, rather than in any inherent weakness in qHipster itself. QuEST and qHipster show comparable $\sim 10^1$ slowdown when operating on qubits which require

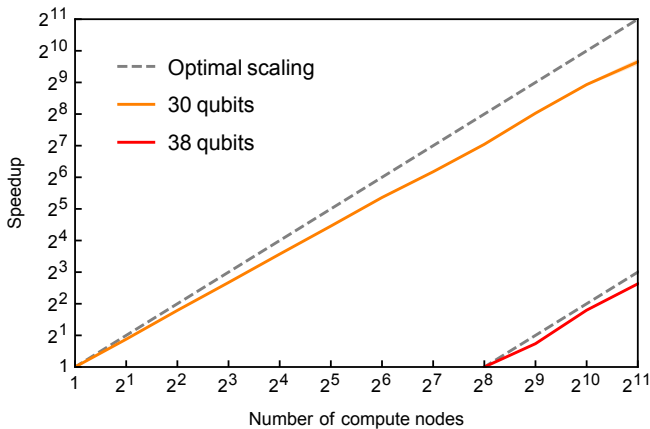


FIG. 7. QuEST multinode strong scaling when distributing (through MPI) a depth 100 (depth 10) random circuit simulation of 30 qubits (38 qubits) across many 24-thread 64 GiB ARCHER nodes.

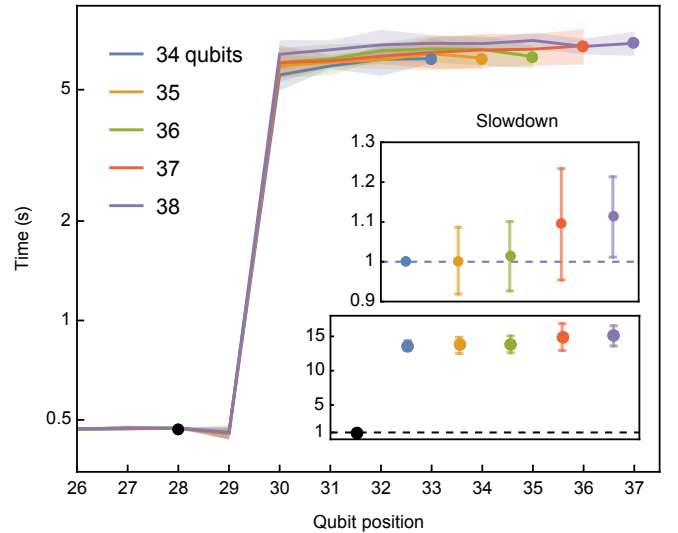


FIG. 8. QuEST multinode weak scaling of a single qubit rotation, distributed on $\{16, 32, 64, 128, 256\}$ ARCHER nodes respectively, each with 24 threads between two sockets and 64 GiB of memory. Communication occurs for qubits at positions ≥ 30 , indexing from 0. Time to rotate qubits at positions 0-25 are similar to those of 26-29 and are omitted. The bottom subplot shows the slowdown caused by communication, while the top subplot shows the slowdown of rotating the final (communicated) qubit as the total number of qubits simulated increases from 34.

communication against operations on qubits which do not (shown in the bottom subplot of Figure 8). Though such slowdown is also network dependent, it is significantly smaller than the $\sim 10^6$ slowdown reported by the Quantum++ adaptation on smaller systems [3], and reflects a more efficient communication strategy. We will discuss these network and other hardware dependencies further in future work, and also intend to examine qHipster on ARCHER so a true like with like comparison with QuEST can be made.

V. SUMMARY

This paper introduced QuEST, a new high performance open source framework for simulating universal quantum computers. We demonstrated QuEST shows good strong scaling over OpenMP threads, competitive with a state of the art single-node simulator ProjectQ when performing multithreaded simulations of random circuits. We furthermore parallelised QuEST on a GPU for a $5\times$ speedup over a 24 threaded simulation, and a $40\times$ speedup over single threaded simulation. QuEST also supports distributed memory architectures via message passing with MPI, and we’ve shown QuEST to have excellent strong and weak scaling over multiple nodes. This behaviour has been demonstrated for up to 2048 nodes and has been used to simulate a 38 qubit random circuit. Despite its relative simplicity, we found QuEST’s

communication strategy yields comparable performance to qHipster's, and strongly outperforms the distributed adaptation of Quantum++. QuEST can be downloaded in Reference [37]

VI. ACKNOWLEDGEMENTS

The authors would like to thank Mihai Duta as a contributor to QuEST, and the ProjectQ team for helpful advice in configuring ProjectQ on ARCUS Phase-B and ARCHER.

The authors also acknowledge the use of the University of Oxford Advanced Research Computing (ARC) facility (<http://dx.doi.org/10.5281/zenodo.22558>) and the ARCHER UK National Supercomputing Service (<http://www.archer.ac.uk>) in carrying out this work.

-
- [1] Damian S. Steiger, Thomas Häner, and Matthias Troyer, “ProjectQ: an open source software framework for quantum computing,” *Quantum* **2**, 49 (2018).
 - [2] Mikhail Smelyanskiy, Nicolas P. D. Sawaya, and Alán Aspuru-Guzik, “qHiPSTER: The quantum high performance software testing environment,” (2016), [arXiv:1601.07195](https://arxiv.org/abs/1601.07195).
 - [3] Ryan LaRose, “Distributed memory techniques for classical simulation of quantum circuits,” (2018), [arXiv:1801.01037](https://arxiv.org/abs/1801.01037).
 - [4] Vlad Gheorghiu, “Quantum++ - a C++11 quantum computing library,” (2014), [arXiv:1412.4704](https://arxiv.org/abs/1412.4704).
 - [5] Edwin Pednault, John A. Gunnels, Giacomo Nannicini, Lior Horesh, Thomas Magerlein, Edgar Solomonik, and Robert Wisnieff, “Breaking the 49-qubit barrier in the simulation of quantum circuits,” (2017), [arXiv:1710.05867](https://arxiv.org/abs/1710.05867).
 - [6] Brian Krzanich, “How data is shaping innovation of the future,” (Presented as the 2018 Consumer Electronics Show, Consumer Technology Association, Las Vegas, 2018).
 - [7] R. Courtland, “Google aims for quantum computing supremacy,” *IEEE Spectrum* **54**, 9–10 (2017).
 - [8] Dave Wecker and Krysta M. Svore, “LIQUi|>: a software design architecture and domain-specific language for quantum computing,” (2014).
 - [9] Robert S. Smith, Michael J. Curtis, and William J. Zeng, “A practical quantum instruction set architecture,” (2016), [arXiv:1608.03355](https://arxiv.org/abs/1608.03355).
 - [10] Keith Heston, Den Delimarsky, Alan Geller, and Dave Wecker, “The Q# programming language,” (2017).
 - [11] Alwin Zulehner and Robert Wille, “Advanced simulation of quantum computations,” (2017), [arXiv:1707.00865](https://arxiv.org/abs/1707.00865).
 - [12] E. Schuyler Fried, Nicolas P. D. Sawaya, Yudong Cao, Ian D. Kivlichan, Jhonathan Romero, and Alán Aspuru-Guzik, “qTorch: The quantum tensor contraction handler,” (2017), [arXiv:1709.03636](https://arxiv.org/abs/1709.03636).
 - [13] Sergey Bravyi and David Gosset, “Improved classical simulation of quantum circuits dominated by clifford gates,” *Phys. Rev. Lett.* **116**, 250501 (2016).
 - [14] Axel Dahlberg and Stephanie Wehner, “SimulaQron - a simulator for developing quantum internet software,” (2017), [arXiv:1712.08032](https://arxiv.org/abs/1712.08032).
 - [15] K. De Raedt, K. Michielsen, H. De Raedt, B. Trieu, G. Arnold, M. Richter, Th. Lippert, H. Watanabe, and N. Ito, “Massively parallel quantum computer simulator,” *Computer Physics Communications* **176**, 121–136 (2007).
 - [16] Jumpei Niwa, Keiji Matsumoto, and Hiroshi Imai, “General-purpose parallel simulator for quantum computing,” *Phys. Rev. A* **66**, 062317 (2002).
 - [17] D. B. Trieu, *Large-scale simulations of error-prone quantum computation devices*, Dr. (univ.), Univ. Diss. Wuppertal, Jlich (2009), record converted from VDB: 12.11.2012; Wuppertal, Univ. Diss., 2009.
 - [18] Thomas Häner and Damian S. Steiger, “0.5 petabyte simulation of a 45-qubit quantum circuit,” in *Proceedings of the International Conference for High Performance Computing, Networking, Storage and Analysis*, SC '17 (ACM, New York, NY, USA, 2017) pp. 33:1–33:10.
 - [19] N. Khammassi, I. Ashraf, X. Fu, C. G. Almudever, and K. Bertels, “QX: A high-performance quantum computer simulation platform,” in *Design, Automation Test in Europe Conference Exhibition (DATE), 2017* (2017) pp. 464–469.
 - [20] Zhaoyun Chen, Qi Zhou, Cheng Xue, Xia Yang, Guangcan Guo, and Guoping Guo, “64-qubit quantum circuit simulation,” (2018), [arXiv:1802.06952](https://arxiv.org/abs/1802.06952).
 - [21] A. Amariutei and S. Caraiman, “Parallel quantum computer simulation on the GPU,” in *15th International Conference on System Theory, Control and Computing* (2011) pp. 1–6.
 - [22] Pei Zhang, Jiabin Yuan, and Xiangwen Lu, “Quantum computer simulation on multi-GPU incorporating data locality,” in *Algorithms and Architectures for Parallel Processing*, edited by Guojun Wang, Albert Zomaya, Gregorio Martinez, and Kenli Li (Springer International Publishing, Cham, 2015) pp. 241–256.
 - [23] Eladio Gutierrez, Sergio Romero, Mara A. Trenas, and Emilio L. Zapata, “Quantum computer simulation using the CUDA programming model,” *Computer Physics Communications* **181**, 283 – 300 (2010).
 - [24] I. Savran, M. Demirci, and A. H. Yilmaz, “Accelerating shor’s factorization algorithm on GPUs,” (2018), [arXiv:1801.01434](https://arxiv.org/abs/1801.01434).
 - [25] Chris Lomont, “Introduction to Intel advanced vector extensions. Intel white paper,” (2011).
 - [26] “OpenMP compilers & tools,” <http://www.openmp.org/resources/openmp-compilers/> (2016), accessed: 2018-02-14.
 - [27] Monica D. Lam, Edward E. Rothberg, and Michael E. Wolf, “The cache performance and optimizations of blocked algorithms,” *SIGARCH Comput. Archit. News* **19**, 63–74 (1991).

- [28] Thomas Häner, Damian S Steiger, Krysta Svore, and Matthias Troyer, “A software methodology for compiling quantum programs,” *Quantum Science and Technology* (2018).
- [29] “International standard - programming languages - C ISO/IEC 9899:1999,” <http://www.open-std.org/jtc1/sc22/wg14/www/standards> (1999).
- [30] Tyson Jones, “Installing ProjectQ on supercomputers,” https://qtechtheory.org/resources/installing_projectq_on_supercomputers (2018), accessed 30-5-2018.
- [31] Thomas Häner, private communication (2017).
- [32] “Fundamental types, C++ language reference, microsoft developer network,” <https://msdn.microsoft.com/en-us/library/cc953fe1.aspx>, accessed: 2018-2-05.
- [33] Python Software Foundation, “Data model, the Python language reference,” <https://docs.python.org/3/reference/datamodel.html> (2018), accessed 20-5-2018.
- [34] Laboratoire d’Informatique des Systèmes Adaptatifs, “Python memory management,” <http://deeplearning.net/software/theano/tutorial/python-memory-management.html> (2017), accessed 20-5-2018.
- [35] Adam Kelly, “Simulating quantum computers using OpenCL,” (2018), [arXiv:1805.00988](https://arxiv.org/abs/1805.00988).
- [36] Sergio Boixo, Sergei V. Isakov, Vadim N. Smelyanskiy, Ryan Babbush, Nan Ding, Zhang Jiang, Michael J. Bremner, John M. Martinis, and Hartmut Neven, “Characterizing quantum supremacy in near-term devices,” (2016), [arXiv:1608.00263](https://arxiv.org/abs/1608.00263).
- [37] “QuEST: The quantum exact simulation toolkit,” (2018).