

Optimal Multi-User Scheduling of Buffer-Aided Relay Systems

Pihe Hu, Cheng Li, Dingjie Xu, Bin Xia

Department of Electronic Engineering, Shanghai Jiao Tong University, Shanghai,
China

Emails: {hupihe, lichengg, xudingjie1993, bxia}@sjtu.edu.cn

Abstract

Multi-User scheduling is a challenging problem under the relaying scenarios. Traditional schemes, which are based on the instantaneous signal-to-interference-plus-noises ratios (SINRs), cannot solve the inherent disparities of the qualities between different links. Hence, the system performance is always limited by the weaker links. In this paper, from the whole system throughput view, we propose an optimal multi-user scheduling scheme for the multi-user full-duplex (FD) buffer aided relay systems. We first formulate the throughput maximization problem. Then, according to the characteristics of the Karush-Kuhn-Tucker conditions, we obtain the optimal decision functions and the optimal weighted factors of different links of the proposed scheme. Simulation results show that the proposed scheme not only solves the disparities of the qualities between S_i - R and R - D_i links, but also that between different S_i - R or D_i - R links, which can be used as guidance in the design of the practical systems.

I. INTRODUCTION

Relaying communication, which is an efficient way to improve the quality of service of wireless communication systems, has been investigated extensively. Practical field tests under the long term evolution (LTE) systems have shown that the relay nodes can eliminate the coverage holes of the macro base stations [1], as well as enhance the outdoor to indoor signal strengths [2]. However, most of the existing works about the relaying communication only considered the single user scenarios [3], [4], i.e., a source node communicate with a destination node via a relay. However, in the design of the fifth generation (5G) wireless communication systems, the

This work was supported in part by the the Huawei HIRP Project under Grant YB2015040062, the National Nature Science Foundation of China under Grants 61771307, 61531009 and 61521062.

volume of users is envisioned to improve 100 times compared to that of LTE systems [5], [6]. Hence, it is urgent to investigate the multi-user relay systems.

In the multi-user systems, the user scheduling schemes are crucial to the system performances. For this topic, in [7], the authors proposed the Max-link selection scheme and analyzed the average achievable rate with the consideration of the independent and identically distributed (i.i.d.) fading channels. To model the distance disparities between different users to the relay node, in [8]–[10], the authors have proposed two multi-user scheduling schemes and analyzed the system performances for the two-way full-duplex (FD) relay systems under the independent but not identically distributed (i.ni.d.) fading environment. However, the results revealed that the system performances were limited by the worse one of the S - R and R - D links of the selected users. In this case, the potentials of the good links could not be fully exploited. In addition, these works did not consider the buffer at the relay node [11], which led to the fixed transmission mode, i.e., the source transmission phase was always followed by the relay transmission phase.

Thereafter, the buffer was considered in the multi-user relay systems [12], [13]. However, the multiple access channels were considered rather than the multi-user scheduling schemes. In [14], the authors have proposed a multi-user scheduling scheme for the buffer aided multi-user relay system, in which the relay node could achieve the adaptive link selection. In [15], the authors have investigated the system performance of three different multi-user scheduling schemes, i.e., Max-Min, Max-Max and Max link selection schemes, for the multi-relay systems. However, even equipped with buffers, the disparities of the qualities of different links have not been solved. As a consequence, the system performance was always restricted by the weaker links.

From the existing works about the multi-user relay systems, we observe that how to solve the disparities between different links remains unsolved. In this paper, we are dedicated to design an optimal multi-user scheduling scheme from the system throughput view for the FD multi-user relay systems. To solve this problem, we first formulate the throughput maximization problem as a binary integer optimization problem, which is known as an NP-hard problem. By relaxing the binary variables, we obtain the Karush-Kuhn-Tucker (KKT) optimal conditions, based on which, we further obtain the optimal decision functions and optimal weighted factors of different links. To verify the proposed scheme, numerical simulations are conducted. The results indicate that the proposed scheme not only solve the disparities between the S_i - R and R - D_i links, but also that between different S_i - R (D_i - R) links. In addition, the superiorities of the proposed scheme over the traditional schemes are revealed.

II. SYSTEM MODEL

In this section, we elaborate on the physical-layer channel mode, specific CSI requirements and basic transmission scheme, respectively.

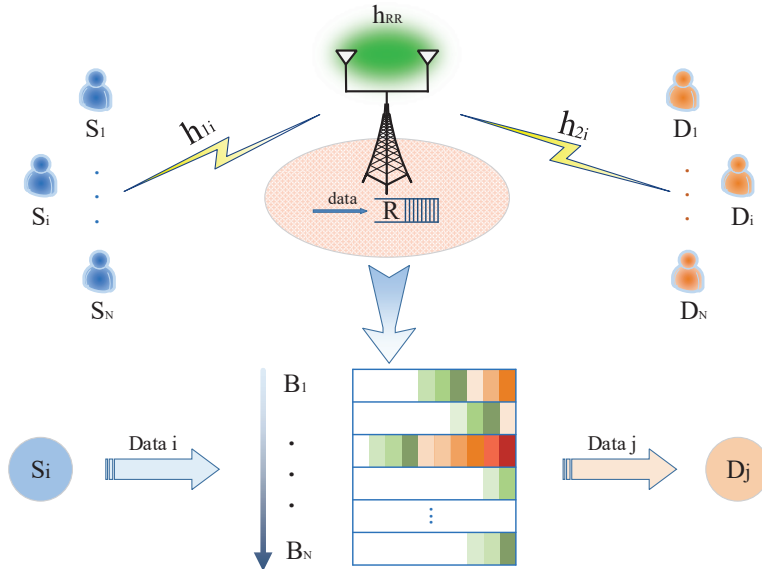


Fig. 1. The multi-user buffer aided relay system, where the source S_i sends messages to D_i via the relay node. The relay node is equipped with N buffers from B_1 to B_N . The messages from the source S_i are temporarily stored in the buffer B_i , where $i \in \{1, \dots, N\}$.

A. Channel Model

As shown in the Fig.1, we consider a multi-user buffer aided FD relay system. The multiple users are pre-paired, i.e., S_i exclusively sends messages to D_i . We assume that the direct link between S_i and D_i does not exist due to the strong fading caused by the large separation, penetration loss of buildings and strong shadowing effects. The relay node R has the capability to work in the FD mode and is equipped with a large buffer, which is divided into N sub-buffers from B_1 to B_N . The bit messages from the source S_i are first stored in the buffer B_i , and then forwarded to the destination D_i in the subsequential time slots.

We denote the channel coefficients of the S_i - R link and R - D_i link in the t -th time slot as $h_{1i}(t)$ and $h_{2i}(t)$, respectively. We assume that $h_{1i}(t)$ and $h_{2i}(t)$ are subject to the i.n.i.d., stationary and ergodic stochastic distributions. In addition, we consider the block fading channels, i.e., the channel coefficients keep constant within one time slot but change independently between

different time slots. We denote the transmit powers of the sources and the relay as P_s and P_r , respectively. Hence, the instantaneous signal-to-noise-ratios (SNRs) of the S_i - R and R - D_i links in the t -th time slot are given by $s_i(t) \triangleq \gamma_s g_{1i}(t)$ and $r_i(t) \triangleq \gamma_r g_{2i}(t)$, with probability density functions (pdfs) $f_{s_i}(s)$ and $f_{r_i}(r)$, respectively. Here, $g_{1i}(t) = |h_{1i}(t)|^2$ and $g_{2i}(t) = |h_{2i}(t)|^2$ denote the channel gains of the S_i - R and R - D_i links, respectively. $\gamma_s = P_s/\sigma_r^2$ and $\gamma_r = P_r/\sigma_d^2$ denote the variances of the transmit SNRs of the source S_i and the relay R , respectively. σ_r^2 and σ_d^2 denote variances the Gaussian noises at the relay node and the destination nodes, respectively. In addition, we denote the average SNRs as $\Omega_{s_i} \triangleq \mathbb{E}\{s_i(t)\}$ and $\Omega_{r_i} \triangleq \mathbb{E}\{r_i(t)\}$. At this point, we can give the capacity expressions of the S_i - R and R - D_i links as

$$\begin{aligned} C_{s_i}(t) &= \log_2(1 + s_i(t)), \\ C_{r_i}(t) &= \log_2(1 + r_i(t)). \end{aligned} \tag{1}$$

B. CSI Requirements

To perform the optimal multi-user scheduling scheme, the knowledge of the global CSI is needed at the relay node. The global CSI can be obtained by the following steps. First, at the beginning of each time slot, all the source nodes transmit the pilot signals to the relay node R , and R estimates $h_{1i}(t)$. Second, the relay node broadcasts the pilot signals to all the destinations, and each destination estimates $h_{2i}(t)$. Finally, all the destination nodes feed back the quantized version of $h_{2i}(t)$ to the relay node. In addition, according to the system parameters, including P_s , P_r , σ_r^2 and σ_d^2 , the relay node can obtain the instantaneous channel capacities of all the links.

C. Basic Transmission Scheme

In the traditional multi-user relay systems with or without buffers, there are two scheduling schemes. First, for the system without buffer, in each time slot the relay node has to select one pair of users simultaneously. For instance, S_1 is selected to send messages and D_1 is selected to receive messages in the same time slot. Second, for the system with buffer, in each time slot, the relay node always chooses the source node with maximum $C_{s_i}(t)$ and the destination node with maximum $C_{r_i}(t)$. However, in this paper, we abandon these two schemes and propose an optimal user scheduling scheme. In the proposed scheme, the source node and the destination node are selected independently according to the selection criteria, which will be elaborated on in the Section III. Next, we briefly explain the basic transmission scheme.

If the source node S_i is selected to send messages in the t -th time slot, it transmits with the instantaneous rate

$$R_{s_i}(t) = C_{s_i}(t). \quad (2)$$

The messages will be first stored in the buffer B_i . We use $Q_i(t)$ to denote the buffer state, which will change to

$$Q_i(t) = Q_i(t-1) + R_{s_i}(t). \quad (3)$$

If the destination node D_i is selected to receive message in the t -th time slot, the relay node transmits with the instantaneous rate

$$R_{r_i}(t) = \min\{Q_i(t-1), C_{r_i}(t)\}. \quad (4)$$

The messages stored in the buffer B_i will be sent to the destination D_i and the buffer state will change to

$$Q_i(t) = Q_i(t-1) - R_{r_i}(t). \quad (5)$$

III. OPTIMAL USER SCHEDULING SCHEME

In this section, we will first formulate the throughput maximization problem and then propose the optimal user scheduling scheme.

A. Problem Formulation

In this paper, we are dedicated to design an optimal user scheduling scheme for the buffer aided relay system under the i.n.i.d. fading environment. Before that, we use the binary variables $p_i(t)$ and $q_i(t)$ to denote the indicator of which S_i and D_i are selected in the t -th time slot. We have the following definition:

Definition 1. For the source nodes

$$p_i(t) = \begin{cases} 1, & \text{the node } S_i \text{ is selected} \\ 0, & \text{otherwise} \end{cases} \quad (6)$$

For the destination nodes

$$q_i(t) = \begin{cases} 1, & \text{the node } D_i \text{ is selected} \\ 0, & \text{otherwise} \end{cases} \quad (7)$$

It is clear that

$$\begin{aligned}\sum_{i=1}^N p_i(t) &= 1, \\ \sum_{i=1}^N q_i(t) &= 1,\end{aligned}\tag{8}$$

which guarantees that only one source node and one destination node are selected simultaneously in each time slot. In addition, we assume that all the source nodes have enough backlogged messages to transmit. Thus the average transmission rate of the source S_i is given by

$$R_{s_i} = \lim_{T \rightarrow \infty} \frac{1}{T} \sum_{t=0}^T p_i(t) R_{s_i}(t),\tag{9}$$

and the maximum average reception rate at the destination node D_i is given by

$$R_{r_i} = \lim_{T \rightarrow \infty} \frac{1}{T} \sum_{t=0}^T q_i(t) R_{r_i}(t),\tag{10}$$

The system throughput can be explained as the sum of the average reception rates of all the destination nodes. It is given by

$$\mathcal{T} = \sum_{i=1}^N R_{r_i} = \lim_{T \rightarrow \infty} \frac{1}{T} \sum_{i=1}^N \sum_{t=0}^T q_i(t) R_{r_i}(t).\tag{11}$$

Since we have considered a practical system, the buffer at the relay node has to satisfy the stationary conditions, which is given by

Lemma 1. *For a stationary buffer aided relay system, the average arrival rate and the departure rate have to satisfy*

$$R_{s_i} \leq R_{r_i}, \quad i \in \{1, \dots, N\}\tag{12}$$

Proof. In order to be stationary, the length of the queue in the buffer cannot increase infinitely. However, according to the queueing theory, if $R_{s_i} > R_{r_i}$, the length of the queue will approach to infinity. Hence, we have Lemma 1. \square

In addition to the stationary condition, in order to maximize the system throughput, we have the following lemma

Lemma 2. *To maximize the throughput, the buffer at the relay node have to be at the edge of non-absorbing state, i.e.,*

$$R_{s_i} = R_{r_i}, \quad i \in \{1, \dots, N\}\tag{13}$$

Proof. If the buffer is at the non-absorbing state, i.e., $R_{s_i} < R_{r_i}$, the system throughput is limited by R_{s_i} . Intuitively, we have two methods to improve the system throughput. One is that we can choose S_i in more time slots to increase R_{s_i} . The other is that we can choose other node except D_i in more time slots to decrease R_{r_i} . Once $R_{s_i} = R_{r_i}$, R_{s_i} cannot be increased further more according to the Lemma 1. \square

With this lemma, we can observe that the minimal limitation in (4) can be neglected. Because according to the queuing theory, when the average arrival rate equals to the average departure rate, the average queue length can be large enough. This means the relay node always have enough messages stored in the buffer, which can also be explained as that over the infinite time horizon, there are only accountable time slots that the buffer has insufficient messages to transmit. Hence, we can simplify the system throughput as

$$\mathcal{T} = \lim_{T \rightarrow \infty} \frac{1}{T} \sum_{i=1}^N \sum_{t=0}^T q_i(t) C_{r_i}(t), \quad (14)$$

Now, we are ready to present the throughput maximization problem \mathcal{P}_1

$$\begin{aligned} \max_{p_i(t), q_i(t)} \quad & \mathcal{T} & (15) \\ \text{s.t.} \quad & \text{C1 : } R_{s_i} = R_{r_i}, \quad \forall i \\ & \text{C2 : } \sum_{i=1}^N p_i(t) = 1, \quad \forall t \\ & \text{C3 : } \sum_{i=1}^N q_i(t) = 1, \quad \forall t \\ & \text{C4 : } p_i(t) \in \{0, 1\}, \quad \forall i, t \\ & \text{C5 : } q_i(t) \in \{0, 1\}, \quad \forall i, t & (16) \end{aligned}$$

where C1 ensures that every sub-buffer is at the edge of non-absorbing state. C2 and C3 guarantee that only one source and one destination node are selected during one time slot. C4 and C5 ensure that there are only two states of a source node and a destination node, i.e., selected or not selected.

We note that the original problem \mathcal{P}_1 is a binary integer programming problem, which is NP-hard. To solve this problem, we relax the binary decision variables $p_i(t)$ and $q_i(t)$ to be continuous ones varying between 0 and 1, i.e., $p_i(t), q_i(t) \in [0, 1]$. The problem after relaxation is denoted by \mathcal{P}_2 ,

$$\begin{aligned}
& \max_{p_i(t), q_i(t)} \mathcal{T} & (17) \\
& \text{s.t. C1 : } R_{s_i} = R_{r_i}, \quad \forall i \\
& \text{C2 : } \sum_{i=1}^N p_i(t) = 1, \quad \forall t \\
& \text{C3 : } \sum_{i=1}^N q_i(t) = 1, \quad \forall t \\
& \text{C4 : } 1 - p_i(t) \geq 0, \quad \forall i, t \\
& \text{C5 : } p_i(t) \geq 0, \quad \forall i, t \\
& \text{C6 : } 1 - q_i(t) \geq 0, \quad \forall i, t \\
& \text{C7 : } q_i(t) \geq 0, \quad \forall i, t & (18)
\end{aligned}$$

B. Optimal Multi-User Scheduling Scheme

Here we present the optimal multi-user scheduling scheme.

Theorem 1. *The optimal multi-user scheduling scheme maximizing the system throughput is given by*

For the source nodes:

$$p_k(t) = \begin{cases} 1, & k = \arg \max_{i=1, \dots, N} \Gamma_i(t) \\ 0, & \text{otherwise} \end{cases} \quad (19)$$

For the destination nodes:

$$q_k(t) = \begin{cases} 1, & k = \arg \max_{i=1, \dots, N} \Lambda_i(t) \\ 0, & \text{otherwise} \end{cases} \quad (20)$$

where the optimal decision functions are given by

$$\Gamma_i(t) = -\lambda_i \mathcal{F}(s_i(t)) \quad (21)$$

$$\Lambda_i(t) = (1 + \lambda_i) \mathcal{F}(r_i(t)) \quad (22)$$

in which

$$\mathcal{F}(x) = \log_2(1 + x) \quad (23)$$

denotes the optimal metric function and $\lambda_i \in (-1, 0)$ denotes the weighted factors of the link $S_i - R$, which satisfy

$$\mathbb{E}\{p_i(t)C_{s_i}(t)\} = \mathbb{E}\{q_i(t)C_{r_i}(t)\} \quad (24)$$

Proof. Please see Appendix A. □

Remark 1. We note that after relaxation, the original problem converts to a $2N$ -dimensional linear programming problem over an infinite time horizon. For this problem, the optimal solution always locates at the boundary of the feasible set, i.e., $p_i(t), q_i(t) = 0$ or 1 , which coincides with the original problem. Hence, the optimal solution of the problem \mathcal{P}_2 is also the optimal solution of the original problem.

Remark 2. It is noted that this scheme is particularly suitable for the i.n.i.d. fading environment. Unlike the traditional multi-user scheduling scheme, in which the system performance is limited by the worse one of the S - R and R - D links, the proposed scheme can balance the quality of the S_i - R and R - D_i links by introducing the weighted factor λ_i . For instance, we assume that the expectation of the channel gain of the first pair are $\Omega_{s_1} = 10$ and $\Omega_{r_1} = 1$. We may set $\lambda_1 = -0.1$ and $1 + \lambda_1 = 0.9$, which is equivalent to that the S - R link is weakened with factor 0.1 but the R - D link is weakened with factor 0.9 . The source node S_1 will be selected in less time slots and the destination node D_1 will be selected in more time slots. By this way, the average arrival rate and the average departure rate of the buffer B_1 can be balanced.

IV. MAXIMUM SYSTEM THROUGHPUT

To obtain the maximum system throughput, we need to first obtain the λ_i , which is given by the following corollary

Corollary 1. For the proposed optimal scheduling scheme in theorem 1, the optimal weighted factors are the solutions of the following equations

$$\begin{aligned} & \int_0^\infty \left[\prod_{j=1, j \neq i}^N \int_0^{\mathcal{H}_{s_j}^i} f_{s_j}(s_j) dt \right] \log_2(1 + s_i) f_{s_i}(s_i) ds_i \\ &= \int_0^\infty \left[\prod_{j=1, j \neq i}^N \int_0^{\mathcal{H}_{r_j}^i} f_{r_j}(r_j) dr_j \right] \log_2(1 + r_i) f_{r_i}(r_i) dr_i \end{aligned} \quad (25)$$

where

$$\mathcal{H}_{s_j}^i = \mathcal{F}^{-1}\left(\frac{\lambda_i}{\lambda_j} \mathcal{F}(s_i)\right) \quad (26)$$

$$\mathcal{H}_{r_j}^i = \mathcal{F}^{-1}\left(\frac{1 + \lambda_i}{1 + \lambda_j} \mathcal{F}(r_i)\right) \quad (27)$$

Proof. Please see Appendix B. □

We can obtain the optimal weighted factor λ_i using the built-in functions of the software packages such as Matlab or Mathematica. Then the system throughput is given by the following Theorem.

Theorem 2. *Based on the theorem 1 and the corollary 1, the system throughput can be easily obtained as*

$$\mathcal{T} = \sum_{i=1}^N \int_0^\infty \left[\prod_{j=1, j \neq i}^N \int_0^{\mathcal{H}_{r_j}^i} f_{r_j}(r_j) dr_j \right] \log_2(1 + r_i) f_{r_i}(r_i) dr_i \quad (28)$$

Proof. The system throughput can be easily obtained using the Total Probability Theorem, the details of the proof are omitted here. □

V. SIMULATION RESULTS

In this section, we present the simulation results to verify the proposed multi-user scheduling scheme. For simplicity and without loss of generality, we consider two pairs of users in the system. In the simulation, we adopt the Rayleigh fading environment with SNR expectations $E\{s_i(t)\} = \Omega_{s_i}$, $E\{r_i(t)\} = \Omega_{r_i}$, $i \in \{1, 2\}$. In addition, we also present the sub-optimal method, in which we use $\mathcal{F}'(x) = x$ to approximate $\mathcal{F}(x) = \log_2(1 + x)$ to reduce the complexity in the simulation. As a results, the sub-optimal weighted factors will be obtained.

In the Fig. 2, we plot the optimal and sub-optimal weighted factors λ_i versus the channel variation. We set $\Omega_{s_2} = 4$, $\Omega_{r_2} = 6$ and $\Omega_{s_1} + \Omega_{r_1} = 10$, and change the ratio of $\Omega_{s_1}/\Omega_{r_1}$. The simulation results verify that the value of λ_i varies between -1 and 0. In addition, we note that with the increase of the ratio $\Omega_{s_1}/\Omega_{r_1}$, λ_1 increases from -1 to 0. Actually, this is consistent with our intuition, the larger λ_1 represents that the S_1 will be selected in less time slots. Furthermore, the variation of $\Omega_{s_1}/\Omega_{r_1}$ will also affects the value of λ_2 . When $\Omega_{s_1}/\Omega_{r_1}$ is very large, λ_2 will approach to -1, which implies that when S_1 is selected in less time slots, then S_2 will be selected in more time slots. This insight reveals the advantages of our proposed multi-user scheduling scheme. By multiplying different weighted factors, we can adjust the selection probabilities of different nodes, and by this way, to balance the disparities of the channel qualities between different S_i - R links.

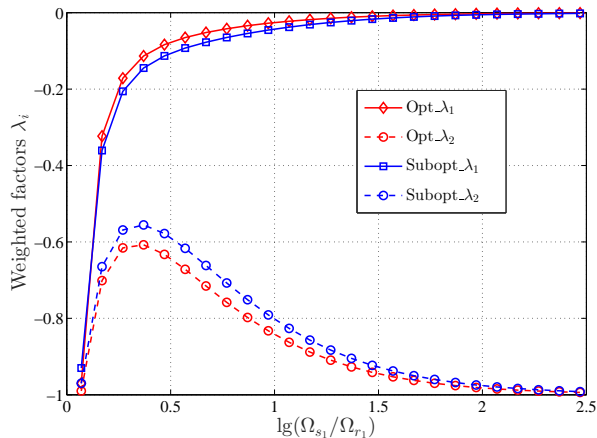


Fig. 2. System throughput vs. channel variation.

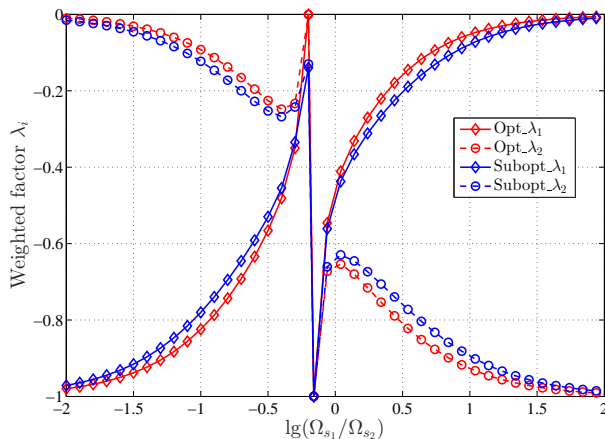


Fig. 3. system throughput \mathcal{T} vs. channel variation.

Fig. 3 plots the optimal and sub-optimal weighted factor λ_i with the variation of the ratio Ω_{s1}/Ω_{s2} . We set $\Omega_{r1} = 4$, $\Omega_{r2} = 6$ and $\Omega_{s1} + \Omega_{s2} = 10$. This figure shows the relationship between the variation of the weighted factor λ_1 and λ_2 . The results reveals that in the low Ω_{s1}/Ω_{s2} regime, i.e., the S_1 - R link is weaker than the S_2 - R link, λ_1 is close to -1, but λ_2 is close to 0. This will lead to that S_1 will be selected in more time slots than S_2 . This insights reveals another advantage of the proposed scheme, i.e., the ability to balance the disparities of the channel qualities between S_i - R and S_j - R , $i \neq j$. In addition, we note that when $\Omega_{s1}/\Omega_{s2} \approx 2/3$, i.e., $\Omega_{s1} = 4$ and $\Omega_{s2} = 6$, λ_1 and λ_2 almost have the same value and the curves are almost completely vertical, which means any value of $\lambda_1 = \lambda_2$ is optimal. In this case, S_i - R and R - D_i

links have the same quality. The proposed scheme will convert to the traditional Max-Max user scheduling scheme.

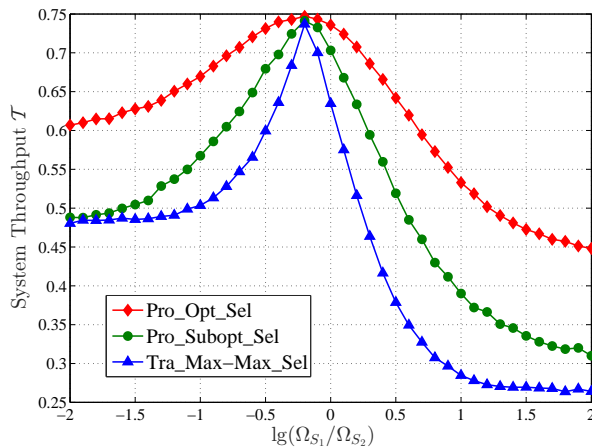


Fig. 4. system throughput \mathcal{T} vs. channel variation.

Fig. 4 plots the system throughput versus the variation of the ratio $\Omega_{s_1}/\Omega_{s_2}$. The figure shows that the proposed user scheduling scheme achieves considerable performance gain over the traditional Max-Max user scheduling scheme. The reason is that under the traditional Max-Max scheme, the system has no ability to balance the disparities of the qualities between different links. Hence, the throughput of each user pair is limited by the weaker one of the S_i - R and R - D_i links. However, the proposed scheme can schedule more time slots to the weaker links and less time slots to the stronger links. In this way, the system throughput can be improved. In addition, we note that when $\Omega_{s_1}/\Omega_{s_2} \approx 2/3$, i.e., $\Omega_{s_1} = 4$ and $\Omega_{s_2} = 6$, the three different schemes have the same system throughput. This is consistent with the results in the Fig. 3. In this case, the proposed scheme converts to the traditional Max-Max scheme, which leads to the same performance.

VI. CONCLUSION

In this paper, we proposed an optimal multi-user scheduling scheme for the FD multi-user buffer aided relay system. The proposed scheme could solve the disparities of the qualities between different links and maximize the system throughput. To obtain this scheme, we formulated the throughput maximization problem as a binary integer optimization problem. By relaxing the binary variables and based on the KKT optimal conditions, we obtained the optimal decision

functions and optimal weighted factors of different links. Simulations were conducted and the results verified the effectiveness and advantages of the proposed scheme over the traditional schemes.

APPENDIX A

PROOF OF THEOREM 1

We note that the problem \mathcal{P}_2 is a $2N$ -dimensional linear programming problem over infinite time horizon. For this problem, the optimal solution satisfies the KKT optimal conditions. Hence, the lagrangian function can be expressed as

$$\begin{aligned}
& \mathcal{L}(p_i(t), q_i(t), \lambda_i, \alpha(t), \beta(t), \mu_i(t), \nu_i(t), \zeta_i(t), \eta_i(t)) \\
&= \frac{1}{T} \sum_{i=1}^N \sum_{t=0}^T q_i(t) C_{r_i}(t) \\
&\quad - \frac{1}{N} \sum_{t=0}^T \lambda_i [p_i(t) C_{s_i}(t) - q_i(t) C_{r_i}(t)] \\
&\quad - \alpha(t) [1 - \sum_{i=1}^N p_i(t)] - \beta(t) [1 - \sum_{i=1}^N q_i(t)] \\
&\quad + \mu_i(t) [1 - p_i(t)] + \nu_i(t) p_i(t) \\
&\quad + \zeta_i(t) [1 - q_i(t)] + \eta_i(t) q_i(t)
\end{aligned} \tag{29}$$

where λ_i , $\alpha(t)$, $\beta(t)$, $\mu_i(t)$, $\nu_i(t)$, $\zeta_i(t)$ and $\eta_i(t)$ are the Lagrange multipliers. Differentiate the $\mathcal{L}(\cdot)$ function with regard to $p_i(t)$ and $q_i(t)$, and set them to zero, i.e.,

$$\frac{\partial \mathcal{L}}{\partial p_i(t)} = 0, \quad \frac{\partial \mathcal{L}}{\partial q_i(t)} = 0, \tag{30}$$

we get

$$\begin{aligned}
& -\lambda_i \frac{1}{N} C_{s_i}(t) + \alpha(t) - \mu_i(t) + \nu_i(t) = 0, \\
& (1 + \lambda_i) \frac{1}{N} C_{r_i}(t) + \beta(t) - \zeta_i(t) + \eta_i(t) = 0,
\end{aligned} \tag{31}$$

respectively.

If we let $p_k(t) = 1$, we obtain that $\nu_k(t) = 0$, $\mu_i(t) = 0$, $i \neq k$, according to the complementary slackness theorem. Substituting them into (31), we have

$$\begin{aligned}
N[-\alpha(t) + \mu_k(t)] &= -\lambda_k C_{s_k}(t) \triangleq \Gamma_k(t) \\
N[-\alpha(t) - \nu_i(t)] &= -\lambda_i C_{s_i}(t) \triangleq \Gamma_i(t), \quad i \neq k
\end{aligned} \tag{32}$$

Since $\mu_k(t) \geq 0$, $\nu_i(t) \geq 0$, we have $\Gamma_k(t) \geq \Gamma_i(t)$, $i \neq k$, where $\Gamma_i(t)$ denotes the optimal decision function for the source nodes. Here, we can conclude that if $p_k(t) = 1$, $\Gamma_k(t) \geq \max\{\Gamma_i(t)\}$. Hitherto, we obtain the optimal scheduling scheme for the source nodes. In the similar way, if we set $q_k(t) = 1$, we have

$$\begin{aligned} N[-\beta(t) + \zeta_k(t)] &= (1 + \lambda_k)C_{r_k}(t) = \Lambda_k \\ N[-\beta(t) - \eta_i(t)] &= (1 + \lambda_i)C_{r_i}(t) = \Lambda_i \end{aligned} \quad (33)$$

where $\zeta_k(t) \geq 0$, $\eta_i(t) \geq 0$, we have $\Lambda_k(t) \geq \Lambda_i(t)$, $i \neq k$, which denotes the optimal decision function for the destination nodes. Hitherto, we have the necessary conditions of the optimal scheduling scheme for the destination nodes.

Next, we need to specify the range of the optimal weighted factors λ_i . First, in order to make the buffers at the edge of non-absorb state, the average arrival rate should equal to the average departure rate, we have

$$\mathbb{E}\{p_i(t)C_{s_i}(t)\} = \mathbb{E}\{q_i(t)C_{r_i}(t)\}. \quad (34)$$

Second, if $\lambda_i = 0$ and $(1 + \lambda_i) = 0$, the corresponding source node S_i and D_i will never be selected. Hence, we have $\lambda_i \notin \{-1, 0\}$. Finally, we consider a special case, i.e., i.i.d. fading environment, which means all the links have the same link quality, i.e., completely symmetric. In this case, $\lambda_1 = \lambda_2 = \dots = \lambda_N = c_0$, where c_0 is a constant. In order to maximize the system throughput, the source with the maximum $C_{s_i}(t)$, say S_{k_1} and the destination with maximum $C_{r_j}(t)$, say D_{k_2} will be selected. Thus, we have that $-\lambda_{k_1} > 0$ and $-(1 + \lambda_{k_2}) > 0$. Hence, we can conclude that $\lambda_i \in (-1, 0)$.

APPENDIX B

PROOF OF COROLLARY 1

First, we define $2N$ -dimensional random variables, $\mathbf{s}(t) = \{s_1(t), s_2(t), \dots, s_N(t)\}$ and $\mathbf{r}(t) = \{r_1(t), r_2(t), \dots, r_N(t)\}$, of which the *pdfs* are

$$f_{\mathbf{s}}(\mathbf{s}) = \prod_{i=1}^N f_{s_i}(s_i), \quad (35)$$

$$f_{\mathbf{r}}(\mathbf{r}) = \prod_{i=1}^N f_{r_i}(r_i). \quad (36)$$

Hence, for $i = 1, 2, \dots, N$, we have

$$\begin{aligned} \mathbb{E}\{p_i(t)C_{s_i}(t)\} &= \int_{-\lambda_j\mathcal{F}(s_j) < -\lambda_i\mathcal{F}(s_i)} f_{\mathbf{s}}(\mathbf{s}) \log_2(1 + s_i) d\mathbf{s} \\ &= \int_0^\infty \left\{ \left[\prod_{j=1, j \neq i}^N \int_0^{\mathcal{H}_{s_j}^i} f_{s_j}(s_j) ds_j \right] \right. \\ &\quad \left. \log_2(1 + s_i) f_{s_i}(s_i) \right\} \end{aligned} \quad (37)$$

$$\begin{aligned} \mathbb{E}\{q_i(t)C_{r_i}(t)\} &= \int_{(1+\lambda_j)\mathcal{F}(r_j) < (1+\lambda_i)\mathcal{F}(r_i)} f_{\mathbf{r}}(\mathbf{r}) \log_2(1 + r_i) d\mathbf{r} \\ &= \int_0^\infty \left\{ \left[\prod_{j=1, j \neq i}^N \int_0^{\mathcal{H}_{r_j}^i} f_{r_j}(r_j) dr_j \right] \right. \\ &\quad \left. \log_2(1 + r_i) f_{r_i}(r_i) \right\} \end{aligned} \quad (38)$$

where $\mathcal{H}_{s_j}^i$ and $\mathcal{H}_{r_j}^i$ are given by (25) and (26). Substituting (37) and (38) into (24), we can get the corollary 1, which ends the proof.

REFERENCES

- [1] J. Gan, Z. Guo, K. Sandlund, J. Liu, X. Shen, R. Fan, W. Liu, H. Wang, and G. Liu, "LTE in-band relay prototype and field measurement," in *Proc. IEEE Veh. Technol. Conf. (VTC Spring)*, May 2012, pp. 1–5.
- [2] Y. Qian, Z. Guo, R. Fan, H. Wang, J. Liu, Y. Yan, X. Shen, and Z. Hu, "Improving outdoor to indoor coverage by use of td-lte in-band relay," in *Proc. IEEE PIMRC*, Sept. 2013, pp. 2658–2662.
- [3] C. Li, Z. Chen, Y. Wang, Y. Yao, and B. Xia, "Outage analysis of the full-duplex decode-and-forward two-way relay system," *IEEE Trans. Veh. Technol.*, vol. 66, no. 5, pp. 4073–4086, May 2017.
- [4] C. Li, Y. Wang, Z. Chen, Y. Yao, and B. Xia, "Performance analysis of the full-duplex enabled decode-and-forward two-way relay system," in *2016 IEEE Int. Conf. Commun. Workshops (ICC)*, May 2016, pp. 559–564.
- [5] E. Hossain, M. Rasti, H. Tabassum, and A. Abdelnasser, "Evolution toward 5G multi-tier cellular wireless networks: an interference management perspective," *IEEE Trans. Wireless. Commun.*, vol. 21, no. 3, pp. 118–127, Jun. 2014.
- [6] K. Xiao, B. Xia, Z. Chen, J. Wang, D. Chen, and S. Ma, "On optimizing multicarrier-low-density codebook for gmacc with finite alphabet inputs," *IEEE Commun. Lett.*, vol. 21, no. 8, pp. 1811–1814, Aug. 2017.
- [7] Y. U. Jang and Y. H. Lee, "Performance analysis of user selection for multiuser two-way amplify-and-forward relay," *IEEE Commun. Lett.*, vol. 14, no. 11, pp. 1086–1088, Nov. 2010.
- [8] C. Li, B. Xia, S. Shao, Z. Chen, and Y. Tang, "Multi-user scheduling of the full-duplex enabled two-way relay systems," *IEEE Trans. Wireless Commun.*, vol. 16, no. 2, pp. 1094–1106, Feb. 2017.
- [9] B. Xia, C. Li, and Q. Jiang, "Outage performance analysis of multi-user selection for two-way full-duplex relay systems," *IEEE Commun. Lett.*, vol. 21, no. 4, pp. 933–936, Apr. 2017.
- [10] C. Li, B. Xia, Q. Jiang, Y. Yao, and G. Yang, "Achievable rate of the multi-user two-way full-duplex relay system," *IEEE Trans. Veh. Technol.*, vol. PP, no. 99, pp. 1–1, 2018.

- [11] B. Xia, Y. Liu, C. Yang, Z. Chen, W. Xie, and Y. Zhao, "Opportunistic channel sharing in stochastic networks with dynamic traffic," *IEEE Trans. Veh. Technol.*, vol. 66, no. 10, pp. 9587–9591, Oct. 2017.
- [12] R. Liu, P. Popovski, and G. Wang, "On buffer-aided multiple-access relay channel," *IEEE Commun. Lett.*, vol. 20, no. 10, pp. 2051–2054, Oct. 2016.
- [13] Y. Li, M. C. Gursoy, and S. Velipasalar, "On the throughput of multi-source multi-destination relay networks with queueing constraints," *IEEE Trans. Wireless Commun.*, vol. 15, no. 8, pp. 5368–5383, Aug. 2016.
- [14] B. Zhang, C. Dong, J. Lei, M. El-Hajjar, L. L. Yang, and L. Hanzo, "Buffer-aided relaying for the multi-user uplink: outage analysis and power allocation," *IET Commun.*, vol. 10, no. 8, pp. 936–944, May 2016.
- [15] I. Krikidis, T. Charalambous, and J. S. Thompson, "Buffer-aided relay selection for cooperative diversity systems without delay constraints," *IEEE Trans. Wireless Commun.*, vol. 11, no. 5, pp. 1957–1967, May 2012.