

BRUNO: A Deep Recurrent Model for Exchangeable Data

Iryna Korshunova ♥
Ghent University

Jonas Degraeve ♥ †
Ghent University

Ferenc Huszár
Twitter

Yarin Gal
University of Oxford

Arthur Gretton ♠
Gatsby Unit, UCL

Joni Dambre ♠
Ghent University

Abstract

We present a novel model architecture which leverages deep learning tools to perform exact Bayesian inference on sets of high dimensional, complex observations. Our model is provably exchangeable, meaning that the joint distribution over observations is invariant under permutation: this property lies at the heart of Bayesian inference. The model does not require variational approximations to train, and new samples can be generated conditional on previous samples, with cost linear in the size of the conditioning set. The advantages of our architecture are demonstrated on learning tasks that require generalisation from short observed sequences while modelling sequence variability, such as conditional image generation, few-shot learning, and anomaly detection.

1 Introduction

We address the problem of modelling unordered sets of objects that have some characteristic in common. Set modelling has been a recent focus in machine learning, both due to relevant application domains and to efficiency gains when dealing with groups of objects [5, 17, 19, 22]. The relevant concept in statistics is the notion of an exchangeable sequence of random variables – a sequence where any re-ordering of the elements is equally likely. To fulfil this definition, subsequent observations must behave like previous ones, which implies that we can make predictions about the future. This property allows the formulation of some machine learning problems in terms of modelling exchangeable data. For instance, one can think of few-shot concept learning as learning to complete short exchangeable sequences [10]. A related example comes from the generative image modelling field, where we might want to generate images that are in some ways similar to the ones from a given set. At present, however, there are few flexible and provably exchangeable deep generative models to solve this problem.

Formally, a finite or infinite sequence of random variables x_1, x_2, x_3, \dots is said to be exchangeable if for all n and all permutations π

$$p(x_1, \dots, x_n) = p(x_{\pi(1)}, \dots, x_{\pi(n)}), \quad (1)$$

i. e. the joint probability remains the same under any permutation of the sequence. If random variables in the sequence are independent and identically distributed (i. i. d.), then it is easy to see that the sequence is exchangeable. The converse is false: exchangeable random variables can be correlated. One example of an exchangeable but non-i. i. d. sequence is a sequence of variables x_1, \dots, x_n , which jointly have a multivariate normal distribution $\mathcal{N}_n(\mathbf{0}, \Sigma)$ with the same variance and covariance for all the dimensions [1]: $\Sigma_{ii} = 1$ and $\Sigma_{ij, i \neq j} = \rho$, with $0 \leq \rho < 1$.

♥♠Equal contribution †Now at DeepMind.

Correspondence to: Iryna Korshunova <iryna.korshunova@ugent.be>
Preprint. Work in progress.

The concept of exchangeability is intimately related to Bayesian statistics. De Finetti’s theorem states that every exchangeable process (infinite sequence of random variables) is a mixture of i. i. d. processes:

$$p(x_1, \dots, x_n) = \int p(\theta) \prod_{i=1}^n p(x_i|\theta) d\theta, \quad (2)$$

where θ is some parameter (finite or infinite dimensional) conditioned on which the random variables are i. i. d. [1]. In our previous Gaussian example, one can prove that x_1, \dots, x_n are i. i. d. with $x_i \sim \mathcal{N}(\theta, 1 - \rho)$ conditioned on $\theta \sim \mathcal{N}(0, \rho)$.

In terms of predictive distributions $p(x_n|x_{1:n-1})$, the stochastic process in Eq. 2 can be written as

$$p(x_n|x_{1:n-1}) = \int p(x_n|\theta) p(\theta|x_{1:n-1}) d\theta, \quad (3)$$

by conditioning both sides on $x_{1:n-1}$. Eq. 3 is exactly the posterior predictive distribution, where we marginalise the likelihood of x_n given θ with respect to the posterior distribution of θ . From this follows one possible interpretation of the de Finetti’s theorem: learning to fit an exchangeable model to sequences of data is implicitly the same as learning to reason about the hidden variables behind the data.

One strategy for defining models of exchangeable sequences is through explicit Bayesian modelling: one defines a prior $p(\theta)$, a likelihood $p(x_i|\theta)$ and calculates the posterior in Eq. 2 directly. Here, the key difficulty is the intractability of the posterior and the predictive distribution $p(x_n|x_{1:n-1})$. Both of these expressions require integrating over the parameter θ , so we might end up having to use approximations. This could violate the exchangeability property and make explicit Bayesian modelling difficult.

On the other hand, we do not have to explicitly represent the posterior to ensure exchangeability. One could define a predictive distribution $p(x_n|x_{1:n-1})$ directly, and as long as the process is exchangeable, it is consistent with Bayesian reasoning. The key difficulty here is defining an easy-to-calculate $p(x_n|x_{1:n-1})$ which satisfies exchangeability. For example, it is not clear how to train or modify an ordinary recurrent neural network (RNN) to model exchangeable data. In our opinion, the main challenge is to ensure that a hidden state contains information about all previous inputs $x_{1:n}$ regardless of sequence length.

In this paper, we propose a novel architecture which combines features of both the above approaches, which we will refer to as BRUNO: Bayesian RecUrrrent Neural mOdel. Our model is *provably exchangeable*, and makes use of deep features learned from observations so as to model complex data types such as images. To achieve this, we construct a *bijective* mapping between random variables $x_i \in \mathcal{X}$ in the observation space and features $z_i \in \mathcal{Z}$, and explicitly define an exchangeable model for the sequences z_1, z_2, z_3, \dots , where we know an analytic form of $p(z_n|z_{1:n-1})$ without explicitly computing the integral in Eq. 3.

Using BRUNO, we are able to generate samples conditioned on the input sequence by sampling directly from $p(x_n|x_{1:n-1})$. The latter is also tractable to evaluate, i. e. has linear complexity in the number of data points. In respect of model training, evaluating the predictive distribution requires a single pass through the neural network that implements $\mathcal{X} \mapsto \mathcal{Z}$ mapping. The model can be learned straightforwardly, since $p(x_n|x_{1:n-1})$ is differentiable with respect to the model parameters.

The paper is structured as follows. In Section 2 we will look at two methods selected to highlight the relation of our work with previous approaches to modelling exchangeable data. Section 3 will describe BRUNO, along with necessary background information. In Section 4, we will use our model for conditional image generation, few-shot learning, set expansion and set anomaly detection. Our code will be made available in a final version of the paper.

2 Related work

Bayesian sets [6] aim to model exchangeable sequences of binary random variables by analytically computing the integrals in Eq. 2, 3. This is made possible by using a Bernoulli distribution for the likelihood and a beta distribution for the prior. To apply this method to other types of data, e.g. images, one needs to engineer a set of binary features [7]. In that case, there is usually no one-to-one mapping

between the input space \mathcal{X} and the features space \mathcal{Z} : in consequence, it is not possible to draw samples from $p(x_n|x_{1:n-1})$. Unlike Bayesian sets, our approach does have a bijective transformation, which guarantees that inference in \mathcal{Z} is equivalent to inference in space \mathcal{X} .

The Neural Statistician [5] is an extension of a variational autoencoder model [8, 15] applied to datasets. In addition to learning an approximate inference network over the latent variable z_i for every x_i in the set, approximate inference is also implemented over a latent variable c – a context that is global to the dataset. The architecture for the inference network $q(c|x_1, \dots, x_n)$ maps every x_i into a feature vector and applies a mean pooling operation across these representations. The resulting vector is then used to produce parameters of a Gaussian distribution over c . Mean pooling makes $q(c|x_1, \dots, x_n)$ invariant under permutations of the inputs. In addition to the inference networks, the neural statistician also has a generative component $p(x_1, \dots, x_n|c)$ which assumes that x_i 's are independent given c . Here, it is easy to see that c plays the role of θ from Eq. 2. In the neural statistician, it is intractable to compute $p(x_1, \dots, x_n)$, so its variational lower bound is used instead. In our model, we perform an implicit inference over θ and can exactly compute predictive distributions and the marginal likelihood. Despite these differences, both neural statistician and BRUNO can be applied in similar settings, namely few-shot learning and conditional image generation, albeit with some restrictions, as we will see in Section 4.

3 Method

We begin this section with an overview of the mathematical tools needed to construct our model: first the Student-t process [16]; and then the Real NVP – a deep, stably invertible and learnable neural network architecture for density estimation [4]. We next propose BRUNO, wherein we combine an exchangeable Student-t process with the Real NVP, and derive recurrent equations for the predictive distribution such that our model can be trained as an RNN. Our approach is illustrated in Fig. 1.

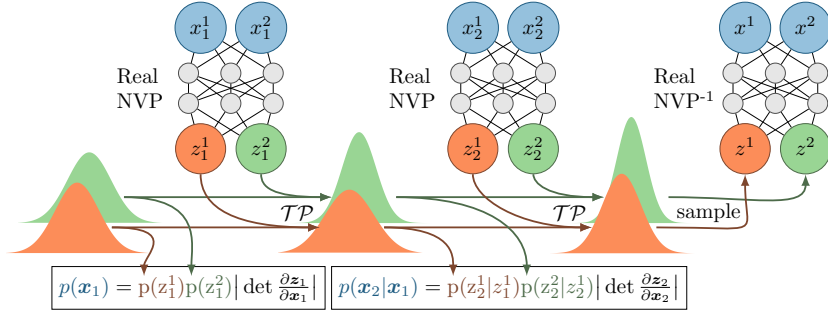


Figure 1: A schematic of the BRUNO model. It depicts how Bayesian thinking can lead to an RNN-like computational graph in which Real NVP is a bijective feature extractor and the recurrence is represented by Bayesian updates of an exchangeable Student-t process.

3.1 Student-t processes

The Student-t process (\mathcal{TP}) is the most general elliptically symmetric process with an analytically representable density [16]. Our choice of \mathcal{TP} s in preference to the more commonly used Gaussian processes (\mathcal{GP} s) is motivated by some non-trivial differences in their behaviour for the task we set out to solve. In what follows, we provide the background and definition of \mathcal{TP} s.

Let us assume that $\mathbf{z} = (z_1, \dots, z_n) \in \mathbb{R}^n$ follows a multivariate Student-t distribution $MVT_n(\nu, \boldsymbol{\mu}, \mathbf{K})$ with degrees of freedom $\nu \in \mathbb{R}_+ \setminus [0, 2]$, mean $\boldsymbol{\mu} \in \mathbb{R}^n$ and a positive definite $n \times n$ covariance matrix \mathbf{K} . Its density is given by

$$p(\mathbf{z}) = \frac{\Gamma(\frac{\nu+n}{2})}{((\nu-2)\pi)^{n/2}\Gamma(\nu/2)} |\mathbf{K}|^{-1/2} \times \left(1 + \frac{(\mathbf{z} - \boldsymbol{\mu})^T \mathbf{K}^{-1} (\mathbf{z} - \boldsymbol{\mu})}{\nu - 2}\right)^{-\frac{\nu+n}{2}}. \quad (4)$$

For our problem, we are interested in computing a conditional distribution. Suppose we can partition \mathbf{z} into two consecutive parts $\mathbf{z}_a \in \mathbb{R}^{n_a}$ and $\mathbf{z}_b \in \mathbb{R}^{n_b}$, such that

$$\begin{bmatrix} \mathbf{z}_a \\ \mathbf{z}_b \end{bmatrix} \sim MVT_n \left(\nu, \begin{bmatrix} \boldsymbol{\mu}_a \\ \boldsymbol{\mu}_b \end{bmatrix}, \begin{bmatrix} \mathbf{K}_{aa} & \mathbf{K}_{ab} \\ \mathbf{K}_{ba} & \mathbf{K}_{bb} \end{bmatrix} \right). \quad (5)$$

Then conditional distribution $p(\mathbf{z}_b|\mathbf{z}_a)$ is given by

$$\begin{aligned} p(\mathbf{z}_b|\mathbf{z}_a) &= MVT_{n_b}\left(\nu + n_a, \tilde{\boldsymbol{\mu}}_b, \frac{\nu + \beta_a - 2}{\nu + n_a - 2} \tilde{\mathbf{K}}_{bb}\right), \\ \tilde{\boldsymbol{\mu}}_b &= \mathbf{K}_{ba}\mathbf{K}_{aa}^{-1}(\mathbf{z}_a - \boldsymbol{\mu}_a) + \boldsymbol{\mu}_b \\ \beta_a &= (\mathbf{z}_a - \boldsymbol{\mu}_a)^T \mathbf{K}_{aa}^{-1}(\mathbf{z}_a - \boldsymbol{\mu}_a) \\ \tilde{\mathbf{K}}_{bb} &= \mathbf{K}_{bb} - \mathbf{K}_{ba}\mathbf{K}_{aa}^{-1}\mathbf{K}_{ab}. \end{aligned} \tag{6}$$

In the general case, when one needs to invert the covariance matrix, the complexity of computing $p(\mathbf{z}_b|\mathbf{z}_a)$ is $\mathcal{O}(n_a^3)$. These computations become infeasible for large datasets, which is a known bottleneck for \mathcal{GP} s and \mathcal{TP} s [13]. In Section 3.3, we will show that exchangeable processes do not have this issue.

The parameter ν , representing the degrees of freedom, has a large impact on the behaviour of \mathcal{TP} s. It controls how heavy-tailed the t-distribution is: as ν increases, the tails get lighter and t-distribution gets closer to the Gaussian. From Eq. 6, we can see that as ν or n_a tends to infinity, the predictive distribution tends to the one from a \mathcal{GP} . Thus, for small ν and n_a , a \mathcal{TP} would give less certain predictions than its corresponding \mathcal{GP} .

A second feature of the \mathcal{TP} is the scaling of the predictive variance with a β coefficient, which explicitly depends on the values of the conditioning observations. From Eq. 6, the value of β is precisely the Hotelling statistic for the vector \mathbf{z}_a , and has a $\chi_{n_a}^2$ distribution with mean n_a in the event that $\mathbf{z}_a \sim \mathcal{N}_{n_a}(\boldsymbol{\mu}_a, \mathbf{K}_{aa})$. Looking at the weight $(\nu + \beta_a - 2)/(\nu + n_a - 2)$, we see that the variance of $p(\mathbf{z}_a|\mathbf{z}_b)$ is increased over the Gaussian default when $\beta_a > n_a$, and is reduced otherwise. In other words, when the samples are dispersed more than they would be under the Gaussian distribution, the predictive uncertainty is increased compared with the Gaussian case. It is helpful in understanding these two properties to recall that the multivariate Student-t distribution can be thought of as a Gaussian distribution with an inverse Wishart prior on the covariance [16]. We return to this point in our experiments of Section 4.3, where this prior ensures stability when the covariance parameters of the \mathcal{TP} model are fit from data, as compared with a \mathcal{GP} model.

3.2 Real NVP

Real NVP [4] is a member of the normalising flows family of models, where some density in the input space \mathcal{X} is transformed into a desired probability distribution in space \mathcal{Z} through a sequence of invertible mappings [14]. Specifically, Real NVP proposes a design for a bijective function $f : \mathcal{X} \mapsto \mathcal{Z}$ with $\mathcal{X} = \mathbb{R}^D$ and $\mathcal{Z} = \mathbb{R}^D$ such that **1)** the inverse is easy to evaluate, i.e. the cost of computing $\mathbf{x} = f^{-1}(\mathbf{z})$ is the same as for the forward mapping and **2)** computing the Jacobian determinant takes linear time in the number of dimensions D . Additionally, Real NVP assumes a simple distribution for \mathbf{z} , e.g. an isotropic Gaussian, so one can use a change of variables formula to evaluate $p(\mathbf{x})$:

$$p(\mathbf{x}) = p(\mathbf{z}) \left| \det \left(\frac{\partial f(\mathbf{x})}{\partial \mathbf{x}} \right) \right|. \tag{7}$$

The main building block of Real NVP is a coupling layer. It implements a mapping $\mathcal{X} \mapsto \mathcal{Y}$ that transforms half of its inputs while copying the other half directly to the output:

$$\begin{cases} \mathbf{y}^{1:d} = \mathbf{x}^{1:d} \\ \mathbf{y}^{d+1:D} = \mathbf{x}^{d+1:D} \odot \exp(s(\mathbf{x}^{1:d})) + t(\mathbf{x}^{1:d}), \end{cases} \tag{8}$$

where \odot is an elementwise product, s (scale) and t (translation) are arbitrarily complex functions, e.g. convolutional neural networks.

One can show that the coupling layer is a bijective, easily invertible mapping with a triangular Jacobian and composition of such layers preserves these properties. To obtain a highly nonlinear mapping $f(\mathbf{x})$, one needs to stack coupling layers $\mathcal{X} \mapsto \mathcal{Y}_1 \mapsto \mathcal{Y}_2 \dots \mapsto \mathcal{Z}$ while alternating the dimensions that are being copied to the output.

To make good use of modelling densities, the Real NVP has to treat its inputs as instances of a continuous random variable [18]. To do so, integer pixel values in \mathbf{x} are dequantised by adding uniform noise $\mathbf{u} \in [0, 1)^D$. The values $\mathbf{x} + \mathbf{u} \in [0, 256)^D$ are then rescaled to a $[0, 1)$ interval and transformed with an elementwise function: $f(\mathbf{x}) = \text{logit}(\alpha + (1 - 2\alpha)\mathbf{x})$ with some small α .

3.3 BRUNO: the exchangeable sequence model

We now combine the Bayesian and deep learning tools from the previous sections and present our model for exchangeable sequences.

Assume we are given an exchangeable sequence $\mathbf{x}_1, \dots, \mathbf{x}_n$, where every element is a D -dimensional vector: $\mathbf{x}_i = (x_i^1, \dots, x_i^D)$. We apply a Real NVP transformation to every \mathbf{x}_i , which results in an exchangeable sequence in the latent space: $\mathbf{z}_1, \dots, \mathbf{z}_n$, where $\mathbf{z}_i \in \mathbb{R}^D$. The proof that the latter sequence is exchangeable is given in Section A of the appendix.

We make the following assumptions about the latents:

A1: dimensions $\{z^d\}_{d=1, \dots, D}$ are independent, so $p(\mathbf{z}) = \prod_{d=1}^D p(z^d)$

A2: for every dimension d , we assume the following: $(z_1^d, \dots, z_n^d) \sim MVT_n(\nu^d, \mu^d \mathbf{1}, \mathbf{K}^d)$, with parameters **1)** degrees of freedom $\nu^d \in \mathbb{R}_+ \setminus [0, 2]$ **2)** mean $\mu^d \mathbf{1}$ is a $1 \times n$ dimensional vector of ones multiplied by the scalar $\mu^d \in \mathbb{R}$ **3)** $n \times n$ covariance matrix \mathbf{K}^d with $\mathbf{K}_{ii}^d = v^d$ and $\mathbf{K}_{ij, i \neq j}^d = \rho^d$ where $0 \leq \rho^d < v^d$ to make sure that \mathbf{K}^d is a positive-definite matrix that complies with covariance properties of exchangeable sequences [1].

The exchangeable structure of the covariance matrix and having the same mean for every n , guarantees that the sequence $z_1^d, z_2^d, \dots, z_n^d$ is exchangeable. Because the covariance matrix is simple, we can derive recurrent updates for parameters of $p(z_{n+1}^d | z_{1:n}^d)$. Using the recurrence is a lot more efficient compared to the closed-form expressions in Eq. 6 since we want to compute the predictive distribution for every step n .

We start from a prior Student-t distribution for $p(z_1)$ with parameters $\mu_1 = \mu$, $v_1 = v$, $\nu_1 = \nu$, $\beta_1 = 0$. Here, we will drop the dimension index d to simplify the notation. A detailed derivation of the following results is given in Section B of the appendix. To compute the degrees of freedom, mean and variance of $p(z_{n+1} | z_{1:n})$ for every n , we begin with the recurrent relations

$$\nu_{n+1} = \nu_n + 1, \quad \mu_{n+1} = (1 - d_n)\mu_n + d_n z_n, \quad v_{n+1} = (1 - d_n)v_n + d_n(v - \rho) \quad (9)$$

where $d_n = \frac{\rho}{v + \rho(n-1)}$. Note that the \mathcal{GP} recursions simply use the latter two equations, i.e. if we were to assume that $(z_1^d, \dots, z_n^d) \sim \mathcal{N}_n(\mu^d \mathbf{1}, \mathbf{K}^d)$. For \mathcal{TP} s, however, we also need to compute β – a data-dependent term that scales the covariance matrix as in Eq. 6. To update β , we introduce recurrent expressions for the auxiliary variables,

$$\begin{aligned} \tilde{z}_i &= z_i - \mu \\ a_n &= \frac{v + \rho(n-2)}{(v - \rho)(v + \rho(n-1))}, \quad b_n = \frac{-\rho}{(v - \rho)(v + \rho(n-1))} \\ \beta_{n+1} &= \beta_n + (a_n - b_n)z_n^2 + b_n \left(\sum_{i=1}^n \tilde{z}_i \right)^2 - b_{n-1} \left(\sum_{i=1}^{n-1} \tilde{z}_i \right)^2 \end{aligned}$$

From these equations, we see that computational complexity of making predictions in exchangeable \mathcal{GP} s or \mathcal{TP} s scales linearly with the number of observations, i.e. $\mathcal{O}(n)$ instead of a general $\mathcal{O}(n^3)$ case where one needs to compute an inverse covariance matrix.

So far, we have constructed an exchangeable Student-t process in the latent space \mathcal{Z} . By coupling it with a bijective Real NVP mapping, we get an exchangeable process in space \mathcal{X} . Although we do not have an explicit analytic form of the transitions in \mathcal{X} , we still can sample from this process and evaluate the predictive distribution via the change of variables formula in Eq. 7.

3.4 Training

Having an easy-to-evaluate autoregressive distribution $p(\mathbf{x}_{n+1} | \mathbf{x}_{1:n})$ allows us to use a training scheme that is common for RNNs, i.e. maximise the likelihood of the next element in the sequence at every step. Thus, our objective function for sequences of a fixed length N can be written as $\sum_{n=0}^{N-1} \log p(\mathbf{x}_{n+1} | \mathbf{x}_{1:n})$, which is equivalent to maximising $\log p(\mathbf{x}_1, \dots, \mathbf{x}_N)$. By using backpropagation through time, we update the parameters of the Real NVP model and also learn the parameters of the prior Student-t distribution. For the latter, we have 4 trainable parameters per dimension: degrees of freedom ν^d , mean μ^d , variance v^d and covariance ρ^d .

4 Experiments

In this section, we will consider a few problems that fit naturally into the framework of modeling exchangeable data. We chose to work with sequences of images, so the results are easy to analyse; yet BRUNO does not make any image-specific assumptions, and our conclusions can generalise to other types of data. Specifically, for non-image data, one can use a general-purpose Real NVP coupling layer as proposed by Papamakarios et al. [12]. In contrast to the original Real NVP model, which uses convolutional architecture for scaling and translation functions in Eq. 8, a general implementation has s and t composed from fully connected layers. We experimented with both convolutional and non-convolutional architectures, the details of which are given in Section C of the appendix.

In our experiments, the models are trained on image sequences of length 20. We form each sequence by uniformly sampling a class and then selecting 20 random images from that class. This scheme implies that a model is trained to implicitly infer a class label that is global to a sequence. In what follows, we will see how this property can be used in a few tasks.

4.1 Conditional image generation

We first consider a problem of generating samples conditionally on a set of images, which reduces to sampling from a predictive distribution. This is different from a general Bayesian approach, where one needs to infer the posterior over some meaningful latent variable and then ‘decode’ it.

To draw samples from $p(\mathbf{x}_{n+1}|\mathbf{x}_{1:n})$, we first sample $\mathbf{z} \sim p(\mathbf{z}_{n+1}|\mathbf{z}_{1:n})$ and then compute the inverse Real NVP mapping: $\mathbf{x} = f^{-1}(\mathbf{z})$. Since we assumed that dimensions of \mathbf{z} are independent, we can sample each z^d from a univariate Student-t distribution with parameters ν^d , μ^d and v^d . To do so, we modified Bailey’s polar t-distribution generation method [2] to be computationally efficient for GPU. Its algorithm is given in the appendix.

In Figure 2, we show samples from the prior distribution $p(\mathbf{x}_1)$ and conditional samples from a predictive distribution $p(\mathbf{x}_{n+1}|\mathbf{x}_{1:n})$ at steps $n = 1, \dots, 20$. Here, we used a convolutional Real NVP model as a part of BRUNO. The model was trained on Omniglot [10] same-class image sequences of length 20 and we used the train-test split and preprocessing as defined by Vinyals et al. [20]. Namely, we resized the images to 28×28 pixels and augmented the dataset with rotations by multiples of 90 degrees yielding 4,800 and 1,692 classes for training and testing respectively.



Figure 2: Samples generated conditionally on the sequence of unseen character classes. Each subplot shows an input sequence in the top row and samples in the bottom 4 rows. Every column of the subplots contains 4 samples from the predictive distribution conditioned on the input images up to and including that column. That is, the 1st column shows samples from the prior when no input image is given; the 2nd column shows samples conditioned on the 1st input image and so on. *Left*: input sequence contains images of a test Omniglot character class. *Right*: the same image is used as an input at every step. We see that samples on the right have lower variability in their appearance.

To better understand how BRUNO behaves, we test it on special types of input sequences that were not seen during training. For example, Figure 2 illustrates the case when the same image is used throughout the sequence. Here, the recursive TP updates cause the variability of the samples to reduce as the models gets more inputs. This property does not hold for the neural statistician model [5], discussed in Section 2. As mentioned earlier, the neural statistician computes the approximate posterior $q(c|\mathbf{x}_1, \dots, \mathbf{x}_n)$ and then uses its mean to sample \mathbf{x} from a conditional model $p(\mathbf{x}|c_{mean})$. This scheme does not account for the variability in the inputs as a consequence of applying mean pooling over the features of $\mathbf{x}_1, \dots, \mathbf{x}_n$ when computing $q(c|\mathbf{x}_1, \dots, \mathbf{x}_n)$. Thus, when all \mathbf{x}_i ’s are the same, it would still sample different instances from the class specified by \mathbf{x}_i . Given the code provided by the authors of the neural statistician and following an email exchange, we could not reproduce the results from their paper, so we refrained from making any direct comparisons here.

More examples, also from convolutional and non-convolutional architectures trained on MNIST [11], Fashion-MNIST [21] and CIFAR-10 [9] are given in the appendix.

4.2 Few-shot learning

Previously, we saw that BRUNO can generate images of the unseen classes even after being conditioned on a couple of examples. In this section, we will see how one can use its conditional probabilities not only for generation, but also for a few-shot classification.

We evaluate the few-shot learning accuracy on the unseen Omniglot characters from the 1,692 testing classes following the n -shot and k -way classification setup proposed by Vinyals et al. [20]. For every test case, we randomly draw a test image \mathbf{x}_{n+1} and a sequence of n images from the target class. At the same time, we draw n images for every of the $k - 1$ random decoy classes. To classify an image \mathbf{x}_{n+1} , we compute $p(\mathbf{x}_{n+1} | \mathbf{x}_{1:n}^{C=i})$ for each class $i = 1 \dots k$ in the batch. An image is classified correctly when the conditional probability is highest for the target class compared to the decoy classes. This evaluation is performed 20 times for each of the test classes and the average classification accuracy is reported in Table 1.

For comparison, we considered three models from Vinyals et al. [20]: **1)** k-nearest neighbours (k-NN), where matching is done on raw pixels (Pixels) **2)** k-NN with matching on discriminative features from a state-of-the-art classifier (Baseline Classifier) and **3)** Matching networks.

We observe that our BRUNO model from section 4.1 outperforms the baseline classifier, despite being trained in a generative way and on longer sequences. Yet, it cannot compete with Matching networks – a model tailored for a few-shot learning and trained in a discriminative way on short sequences such that its test-time protocol exactly matches the training time protocol. One can argue, however, that a comparison between models trained generatively and discriminatively is not fair. Generative modelling is a more general, harder problem to solve than discrimination, so a generatively trained model may waste a lot of statistical power on modelling aspects of the data which are irrelevant for the classification task. To verify our intuition, we fine-tuned BRUNO with a discriminative objective by forming few-shot learning episodes based on the training set of the Omniglot for every of the k -way, n -shot setting. We find that additional discriminative training makes BRUNO competitive with state-of-the-art models.

Table 1: Classification accuracy for a few-shot learning task on the Omniglot dataset.

Model	5-way		20-way	
	1-shot	5-shot	1-shot	5-shot
PIXELS[20]	41.7%	63.2%	26.7%	42.6%
BASILINE CLASSIFIER[20]	80.0%	95.0%	69.5%	89.1%
MATCHING NETS[20]	98.1%	98.9%	93.8%	98.5%
BRUNO	87.5%	95.8%	70.8%	87.2%
BRUNO (discriminative fine-tuning)	95.0%	98.6%	87.0%	95.1%

As an extension to the few-shot learning task, we showed that BRUNO could be used for online set anomaly detection as well. These experiments can be found in Section F of the appendix.

4.3 \mathcal{GP} -based models

To compare the behaviour of \mathcal{TP} s versus \mathcal{GP} s, we trained a non-convolutional model on MNIST where Student-t predictive probabilities were replaced by those from a Gaussian process. We have observed that in this model prior samples were nonsensical. This is explained by the mismatch between the prior distribution we sample from and the actual distribution for some of the latent dimensions, as shown in Fig. 3 (right). In about a third of cases, the learned means μ^d are far from the actual feature means of the Real NVP mapping. We found that for these dimensions, parameter ρ^d (the covariance between z_i^d and z_j^d for $\forall i, j$) is close to the variance v^d . Referring back to Eq. 9, the updates at $n = 1$ are: $\mu_{n+1}^d \approx z_n^d$ and $v_{n+1}^d \approx 0$. In other words, the predictive variance collapses, and the mean takes the value of the first observation z_1^d . In subsequent iterations, the predictive mean becomes a running average of the inputs, and the variance remains negligible. As a result, prior

parameters μ^d and v^d are ignored during model training and can be arbitrarily far from the parameters of the actual distribution.

The better performance of the \mathcal{TP} can be understood by recalling its interpretation as a \mathcal{GP} with an inverse Wishart covariance prior [16], which corrects this pathology of the \mathcal{GP} maximum likelihood solution. In practical terms, and referring back to Eq. 6, the number of degrees of freedom of the t-distribution is lower when there are fewer conditioning samples, and the predictive variance is greater when the conditioning samples are more broadly dispersed than expected under the prior Gaussian distribution. This means that initial inputs in a sequence cannot dominate the subsequent predictions, which in turn forces the prior means μ^d to carry information on the distribution. Typical behaviour for the \mathcal{TP} is shown in Fig. 3 (left): in particular, we never encounter a severe mismatch between the assumed and the actual distributions.

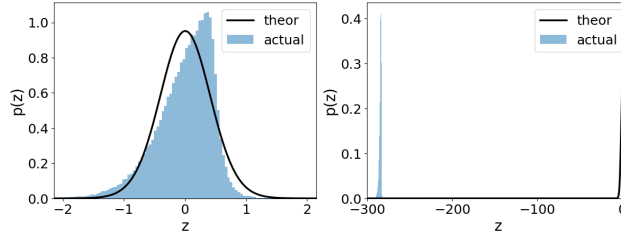


Figure 3: Both plots show the assumed prior density $p(z^d)$ and the histogram of the actual distribution of the d -th latent variable. The latter was obtained by encoding all training MNIST images with Real NVP. *On the left*: typical example of the prior distributions from a \mathcal{TP} -based model. *On the right*: an example from a \mathcal{GP} -based model, where about a third of the latent dimensions exhibit similar behaviour. When using \mathcal{TP} s, we found no such cases.

5 Discussion and conclusion

In this paper, we introduced BRUNO, a new technique combining deep learning and Student-t processes for modelling exchangeable data. With this architecture, we may carry out implicit Bayesian inference, avoiding the need to compute posteriors and eliminating the high computational cost or approximation errors often associated with explicit Bayesian inference.

Based on our experiments, BRUNO shows promise for applications such as conditional image generation, few-shot concept learning, few-shot classification and online anomaly detection. The probabilistic construction makes the BRUNO approach particularly useful and versatile in transfer learning and multi-task situations. To demonstrate this, we showed that BRUNO trained in a generative way achieves good performance in a downstream few-shot classification task without any task-specific retraining. Though, the performance can be significantly improved with discriminative fine-tuning.

Training BRUNO is a form of meta-learning or learning-to-learn: it learns to perform Bayesian inference on various sets of data. Just as encoding translational invariance in convolutional neural networks seems to be the key to success in vision applications, we believe that the notion of exchangeability is equally central to data-efficient meta-learning. In this sense, architectures like BRUNO and Deep Sets [22] can be seen as the most natural starting point for these applications.

As a consequence of exchangeability-by-design, BRUNO is endowed with a hidden state which integrates information about all inputs regardless of sequence length. This desired property for meta-learning is usually difficult to ensure in general RNNs as they do not automatically generalise to longer sequences than they were trained on and are sensitive to the ordering of inputs. Based on this observation, the most promising applications for BRUNO may fall in the many-shot meta-learning regime, where larger sets of data are available in each episode. Such problems naturally arise in privacy-preserving on-device machine learning, or federated meta-learning [3], which is a potential future application area for BRUNO.

Acknowledgements

We would like to thank Lucas Theis for his conceptual contributions to BRUNO, Conrado Miranda and Frederic Godin for their comments on the paper, Wittawat Jitkrittum for useful discussions and Lionel Pigou for setting up the hardware.

References

- [1] Aldous, D., Hennequin, P., Ibragimov, I., and Jacod, J. (1985). *Ecole d'Ete de Probabilites de Saint-Flour XIII, 1983*. Lecture Notes in Mathematics. Springer Berlin Heidelberg.
- [2] Bailey, R. W. (1994). Polar generation of random variates with the t -distribution. *Math. Comp.*, 62(206):779–781.
- [3] Chen, F., Dong, Z., Li, Z., and He, X. (2018). Federated meta-learning for recommendation. *arXiv preprint arXiv:1802.07876*.
- [4] Dinh, L., Sohl-Dickstein, J., and Bengio, S. (2017). Density estimation using Real NVP. In *Proceedings of the 5th International Conference on Learning Representations*.
- [5] Edwards, H. and Storkey, A. (2017). Towards a neural statistician. In *Proceedings of the 5th International Conference on Learning Representations*.
- [6] Ghahramani, Z. and Heller, K. A. (2006). Bayesian sets. In Weiss, Y., Schölkopf, B., and Platt, J. C., editors, *Advances in Neural Information Processing Systems 18*, pages 435–442. MIT Press.
- [7] Heller, K. A. and Ghahramani, Z. (2006). A simple bayesian framework for content-based image retrieval. In *IEEE Computer Society Conference on Computer Vision and Pattern Recognition*, pages 2110–2117.
- [8] Kingma, D. P. and Welling, M. (2014). Auto-encoding variational bayes. In *Proceedings of the 2nd International Conference on Learning Representations*.
- [9] Krizhevsky, A. (2009). Learning multiple layers of features from tiny images. Technical report.
- [10] Lake, B. M., Salakhutdinov, R., and Tenenbaum, J. B. (2015). Human-level concept learning through probabilistic program induction. *Science*.
- [11] LeCun, Y., Cortes, C., and Burges, C. J. (1998). The MNIST database of handwritten digits.
- [12] Papamakarios, G., Murray, I., and Pavlakou, T. (2017). Masked autoregressive flow for density estimation. In *Advances in Neural Information Processing Systems 30*, pages 2335–2344.
- [13] Rasmussen, C. E. and Williams, C. K. I. (2005). *Gaussian Processes for Machine Learning (Adaptive Computation and Machine Learning)*. The MIT Press.
- [14] Rezende, D. and Mohamed, S. (2015). Variational inference with normalizing flows. In *Proceedings of the 32nd International Conference on Machine Learning*, volume 37 of *Proceedings of Machine Learning Research*, pages 1530–1538.
- [15] Rezende, D. J., Mohamed, S., and Wierstra, D. (2014). Stochastic backpropagation and approximate inference in deep generative models. In *Proceedings of the 31st International Conference on Machine Learning*, pages 1278–1286.
- [16] Shah, A., Wilson, A. G., and Ghahramani, Z. (2014). Student-t processes as alternatives to gaussian processes. In *Proceedings of the 17th International Conference on Artificial Intelligence and Statistics*, pages 877–885.
- [17] Szabo, Z., Sriperumbudur, B., Poczos, B., and Gretton, A. (2016). Learning theory for distribution regression. *Journal of Machine Learning Research*, 17(152).
- [18] Theis, L., van den Oord, A., and Bethge, M. (2016). A note on the evaluation of generative models. In *Proceedings of the 4th International Conference on Learning Representations*.

- [19] Vinyals, O., Bengio, S., and Kudlur, M. (2016a). Order matters: Sequence to sequence for sets. In *Proceedings of the 4th International Conference on Learning Representations*.
- [20] Vinyals, O., Blundell, C., Lillicrap, T., Kavukcuoglu, K., and Wierstra, D. (2016b). Matching networks for one shot learning. In *Advances in Neural Information Processing Systems 29*, pages 3630–3638.
- [21] Xiao, H., Rasul, K., and Vollgraf, R. (2017). Fashion-mnist: a novel image dataset for benchmarking machine learning algorithms. *arXiv preprint*, abs/1708.07747.
- [22] Zaheer, M., Kottur, S., Ravanbakhsh, S., Poczos, B., Salakhutdinov, R. R., and Smola, A. J. (2017). Deep sets. In *Advances in Neural Information Processing Systems 30*, pages 3394–3404.

A Proofs

Lemma 1

Given two exchangeable sequence $\mathbf{x} = (x_1, x_2, \dots, x_n)$ and $\mathbf{y} = (y_1, y_2, \dots, y_n)$ of random variables, where x_i is independent from y_j for $\forall i, j$, the concatenated sequence $\mathbf{x} \frown \mathbf{y} = ((x_1, y_1), (x_2, y_2), \dots, (x_n, y_n))$ is exchangeable as well.

Proof. For any permutation π , as both sequences \mathbf{x} and \mathbf{y} are exchangeable we have:

$$p(x_1, x_2, \dots, x_n)p(y_1, y_2, \dots, y_n) = p(x_{\pi(1)}, x_{\pi(2)}, \dots, x_{\pi(n)})p(y_{\pi(1)}, y_{\pi(2)}, \dots, y_{\pi(n)}).$$

Independence between elements in \mathbf{x} and \mathbf{y} allows to write it as a joint distribution:

$$p((x_1, y_1), (x_2, y_2), \dots, (x_n, y_n)) = p((x_{\pi(1)}, y_{\pi(1)}), (x_{\pi(2)}, y_{\pi(2)}), \dots, (x_{\pi(n)}, y_{\pi(n)})),$$

and thus the sequence $\mathbf{x} \frown \mathbf{y}$ is exchangeable.

Lemma 2

Given an exchangeable sequence (x_1, x_2, \dots, x_n) of random variables $x_i \in \mathcal{X}$ and a bijective mapping $f : \mathcal{X} \mapsto \mathcal{Z}$, the sequence $(f(x_1), f(x_2), \dots, f(x_n))$ is exchangeable.

Proof. Consider a vector function $\mathbf{g} : \mathbb{R}^n \mapsto \mathbb{R}^n$ such that $(x_1, \dots, x_n) \mapsto (z_1 = f(x_1), \dots, z_n = f(x_n))$. A change of variable formula gives:

$$p(x_1, x_2, \dots, x_n) = p(z_1, z_2, \dots, z_n) |\det \mathbf{J}|,$$

where $\det \mathbf{J} = \prod_{i=1}^n \frac{\partial f(x_i)}{\partial x_i}$ is the determinant of the Jacobian of \mathbf{g} . Since both the joint probability of (x_1, x_2, \dots, x_n) and the $|\det \mathbf{J}|$ are invariant to the permutation of sequence entries, so must be $p(z_1, z_2, \dots, z_n)$. This proves that (z_1, z_2, \dots, z_n) is exchangeable.

B Derivation of recurrent Bayesian updates for exchangeable Student-t processes

We assume that $\mathbf{x} = (x_1, x_2, \dots, x_n) \in \mathbb{R}^n$ follows a multivariate Student-t distribution $MVT_n(\nu, \boldsymbol{\mu}, \mathbf{K})$ with degrees of freedom $\nu \in \mathbb{R}_+ \setminus [0, 2]$, mean $\boldsymbol{\mu} \in \mathbb{R}^n$ and a positive definite $n \times n$ covariance matrix \mathbf{K} . Its density is given by:

$$p(\mathbf{x}) = \frac{\Gamma(\frac{\nu+n}{2})}{((\nu-2)\pi)^{n/2} \Gamma(\nu/2)} |\mathbf{K}|^{-1/2} \times \left(1 + \frac{(\mathbf{x} - \boldsymbol{\mu})^T \mathbf{K}^{-1} (\mathbf{x} - \boldsymbol{\mu})}{\nu - 2}\right)^{-\frac{\nu+n}{2}} \quad (1)$$

Note that this parameterization of the multivariate t-distribution as defined by Shah et al. [10] is slightly different from the commonly used one. We used this parametrization as it makes the formulas easier.

If we partition \mathbf{x} into two consecutive parts $\mathbf{x}_a \in \mathbb{R}^{n_a}$ and $\mathbf{x}_b \in \mathbb{R}^{n_b}$:

$$\begin{bmatrix} \mathbf{x}_a \\ \mathbf{x}_b \end{bmatrix} \sim MVT_n \left(\nu, \begin{bmatrix} \boldsymbol{\mu}_a \\ \boldsymbol{\mu}_b \end{bmatrix}, \begin{bmatrix} \mathbf{K}_{aa} & \mathbf{K}_{ab} \\ \mathbf{K}_{ba} & \mathbf{K}_{bb} \end{bmatrix} \right)$$

the conditional distribution $p(\mathbf{x}_b | \mathbf{x}_a)$ is given by:

$$p(\mathbf{x}_b | \mathbf{x}_a) = MVT_{n_b}(\nu + n_a, \tilde{\boldsymbol{\mu}}_b, \frac{\nu + \beta_a - 2}{\nu + n_a - 2} \tilde{\mathbf{K}}_{bb}),$$

where

$$\begin{aligned} \tilde{\boldsymbol{\mu}}_b &= \mathbf{K}_{ba} \mathbf{K}_{aa}^{-1} (\mathbf{x}_a - \boldsymbol{\mu}_a) + \boldsymbol{\mu}_b \\ \beta_a &= (\mathbf{x}_a - \boldsymbol{\mu}_a)^T \mathbf{K}_{aa}^{-1} (\mathbf{x}_a - \boldsymbol{\mu}_a) \\ \tilde{\mathbf{K}}_{bb} &= \mathbf{K}_{bb} - \mathbf{K}_{ba} \mathbf{K}_{aa}^{-1} \mathbf{K}_{ab} \end{aligned}$$

Derivation of this result is given in the appendix of [10]. Let us now simplify these equations for the case of exchangeable sequences with the following covariance structure:

$$\mathbf{K} = \begin{pmatrix} v & \rho & \cdots & \rho \\ \rho & v & \cdots & \rho \\ \vdots & \vdots & \ddots & \vdots \\ \rho & \rho & \cdots & v \end{pmatrix}$$

In our problem, we are interested in doing one-step predictions, i.e. computing a univariate density $p(x_{n+1}|x_{1:n})$ with parameters ν_{n+1} , μ_{n+1} , v_{n+1} . Therefore, we can take: $\mathbf{x} \in \mathbb{R}^{n+1}$, $n_b = 1$ and $n_a = n$. In this case, $\mathbf{K}_{aa} = \mathbf{K}_{1:n,1:n}$, $\mathbf{K}_{ab} = \mathbf{K}_{1:n,n+1}$, $\mathbf{K}_{ba} = \mathbf{K}_{n+1,1:n}$ and $\mathbf{K}_{bb} = \mathbf{K}_{n+1,n+1} = v$

Computing the parameters of the predictive distribution requires the inverse of \mathbf{K}_{aa} , which we can find using the Sherman-Morrison formula:

$$\mathbf{K}_{aa}^{-1} = (\mathbf{A} + \mathbf{u}\mathbf{v}^T)^{-1} = \mathbf{A}^{-1} - \frac{\mathbf{A}^{-1}\mathbf{u}\mathbf{v}^T\mathbf{A}^{-1}}{1 + \mathbf{v}^T\mathbf{A}^{-1}\mathbf{u}}$$

with

$$\mathbf{A} = \begin{pmatrix} v - \rho & 0 & \cdots & 0 \\ 0 & v - \rho & \cdots & 0 \\ \vdots & \vdots & \ddots & \vdots \\ 0 & 0 & \cdots & v - \rho \end{pmatrix},$$

$$\mathbf{u} = \begin{pmatrix} \rho \\ \rho \\ \vdots \\ \rho \end{pmatrix}, \mathbf{v} = \begin{pmatrix} 1 \\ 1 \\ \vdots \\ 1 \end{pmatrix}$$

After a few steps, the inverse of \mathbf{K}_{aa} is:

$$\mathbf{K}_{aa}^{-1} = \begin{pmatrix} a_n & b_n & \cdots & b_n \\ b_n & a_n & \cdots & b_n \\ \vdots & \vdots & \ddots & \vdots \\ b_n & b_n & \cdots & a_n \end{pmatrix}$$

with

$$a_n = \frac{v + \rho(n-2)}{(v - \rho)(v + \rho(n-1))}$$

$$b_n = \frac{-\rho}{(v - \rho)(v + \rho(n-1))}$$

Note that entries of \mathbf{K}_{aa}^{-1} explicitly depend on n .

Equations for the mean and variance of the predictive distribution require the following term:

$$\mathbf{K}_{ba}\mathbf{K}_{aa}^{-1} = (\rho \quad \rho \quad \cdots \quad \rho) \mathbf{K}_{aa}^{-1} = \left\{ \frac{\rho}{v + \rho(n-1)} \right\}_{1:n},$$

which is a $1 \times n$ vector.

With this in mind, it is easy to derive the following recurrence:

$$d_n = \frac{\rho}{v + \rho(n-1)}$$

$$\mu_{n+1} = (1 - d_n)\mu_n + d_n x_n$$

$$v_{n+1} = (1 - d_n)v_n + d_n(\rho - v)$$

Finally, let us derive recurrent equations for $\beta_{n+1} = (\mathbf{x}_a - \boldsymbol{\mu}_a)^T \mathbf{K}_{aa}^{-1}(\mathbf{x}_a - \boldsymbol{\mu}_a)$

Let $\tilde{\mathbf{x}} = \mathbf{x}_a - \boldsymbol{\mu}_a$, then:

$$\begin{aligned}
\beta_{n+1} &= \tilde{\mathbf{x}}^T K_{aa}^{-1} \tilde{\mathbf{x}} \\
&= (a_n \tilde{x}_1 + b_n \sum_{i \neq 1}^n \tilde{x}_i, a_n \tilde{x}_2 + b_n \sum_{i \neq 2}^n \tilde{x}_i, \dots, a_n \tilde{x}_n + b_n \sum_{i \neq n}^n \tilde{x}_i)^T (\tilde{x}_1, \tilde{x}_2, \dots, \tilde{x}_n) \\
&= (a_n - b_n) \sum_{i=1}^n \tilde{x}_i^2 + b_n (\sum_{i=1}^n \tilde{x}_i)^2
\end{aligned}$$

Similarly, β_n from $p(x_n | x_{1:n-1})$ is:

$$\begin{aligned}
\beta_n &= (a_{n-1} - b_{n-1}) \sum_{i=1}^{n-1} \tilde{x}_i^2 + b_{n-1} (\sum_{i=1}^{n-1} \tilde{x}_i)^2 \\
\beta_{n+1} &= (a_n - b_n) (\sum_{i=1}^{n-1} \tilde{x}_i^2 + \tilde{x}_n^2) + b_n (\sum_{i=1}^n \tilde{x}_i)^2 \\
&= (a_n - b_n) \frac{\beta_n - b_{n-1} (\sum_{i=1}^{n-1} \tilde{x}_i)^2}{a_{n-1} - b_{n-1}} + (a_n - b_n) \tilde{x}_n^2 + b_n (\sum_{i=1}^n \tilde{x}_i)^2
\end{aligned}$$

It is easy to show that $\frac{a_n - b_n}{a_{n-1} - b_{n-1}} = 1$, so β_{n+1} can be written recursively as:

$$\begin{aligned}
s_{n+1} &= s_n + \tilde{x}_n \\
\beta_{n+1} &= \beta_n + (a_n - b_n) \tilde{x}_n^2 + b_n (s_{n+1}^2 - s_n^2)
\end{aligned}$$

with $s_0 = 0$.

C Implementation details

C.1 BRUNO with a non-convolutional Real NVP

For simple datasets, such as MNIST, we found it sufficient to use models that rely upon a general implementation of the Real NVP coupling layer similarly to Papamakarios et al. [8]. Namely, when scaling and translation functions s and t are fully-connected neural networks. In our model, networks s and t share the parameters in the first two dense layers with 1024 hidden units and ELU nonlinearity [1]. Their output layers are different: s ends with a dense layer with \tanh and t ends with a dense layer without a nonlinearity. We stacked 6 coupling layers with alternating the indices of the transformed dimensions between odd and even as described by Dinh et al. [2]. For the first layer, which implements a logit transformation of the inputs, we used $\alpha = 10^{-6}$.

The models are trained using Adam [7] with an initial learning rate of 10^{-3} , which we halve every 25 000 iterations. Initial parameters of the Student-t distribution are updated with a 10 times smaller learning rate. In total, we trained for 200 000 iterations using a minibatch size of 64 and a sequence length of 32. We made sure that models do not overfit by tracking a validation loss on a set of 10 000 examples when training on MNIST.

We noticed that training models on longer sequences results in a better test performance. Our default sequence length for MNIST was 32. Having the same models trained on sequences of 8 images, but with batch size increased 4 times, the results were worse. Namely, the model trained on 32-image sequences yields an average negative log-likelihood of 862 nats when tested with a sequence length of 8, while the model trained with sequence length of 8, has only 983 nats. Both models were evaluated on a set of 10 000 sequences of MNIST test images. This can be due to initial predictions being fairly uncertain, so that the learning signal from the beginning of the sequence is less strong. This also holds for classical RNNs, where the predictions in the beginning are less accurate due to the lack of context.

C.2 BRUNO with convolutional Real NVP architecture

In Omniglot and CIFAR-10 experiments, we built upon a Real NVP model originally designed for CIFAR-10 by Dinh et al. [3]: a multi-scale architecture with deep convolutional residual networks in the coupling layers with rectifier nonlinearity and skip-connections. Our main difference was the use of coupling layers with fully-connected s and t networks (as described in the previous section) placed on top of the original convolutional Real NVP model. We found that adding these layers allowed for a faster convergence and improved results. This is likely due to a better mixing of the information before the output of the Real NVP gets into the Student-t layer. We also used weight normalization [9] within every s and t function, but no batch normalization [6].

The models are trained using RMSProp [11] with a decaying learning rate starting from 10^{-3} . In total, we trained for 200 000 iterations using a minibatch size of 32 and a sequence length of 20.

D Sampling from a Student-t distribution

Algorithm 1 Efficient sampling on GPU from a univariate t-distribution with mean μ , variance v and degrees of freedom ν

```

function sample( $\mu, v, \nu$ )
   $a, b \leftarrow \mathcal{U}(0, 1)$ 
   $c \leftarrow \min(a, b)$ 
   $r \leftarrow \max(a, b)$ 
   $\alpha \leftarrow \frac{2\pi c}{r}$ 
   $t \leftarrow \cos(\alpha) \sqrt{(\nu/r^2)(r^{-4/\nu} - 1)}$ 
   $\sigma \leftarrow \sqrt{v(\frac{\nu-2}{\nu})}$ 
  return  $\mu + \sigma t$ 
end function

```

E Correlation analysis

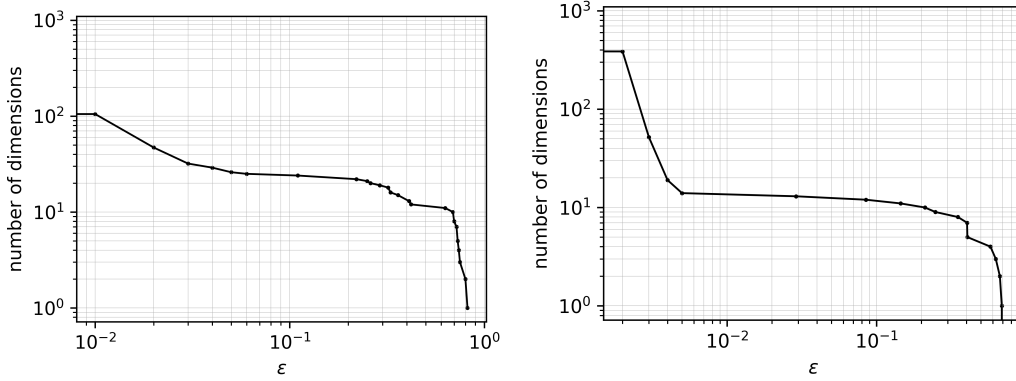


Figure 1: Number of dimensions where $\rho^d/v^d > \epsilon$ plotted on a double logarithmic scale. *Left*: BRUNO model with convolutional Real NVP that was trained on Omniglot and used for few-shot learning experiments. *Right*: BRUNO with a non-convolutional Real NVP trained on MNIST.

F Set anomaly detection

Online anomaly detection for exchangeable data is another application where we can use BRUNO. This problem is closely related to the task of content-based image retrieval, where we need to rank an image x on how well it fits with the sequence $x_{1:n}$ [5]. To do so, Bayesian sets [4] use a probabilistic

score:

$$\text{score}(\mathbf{x}) = \frac{p(\mathbf{x}|\mathbf{x}_{1:n})}{p(\mathbf{x})}. \quad (2)$$

When we care exclusively about comparing ratios of conditional densities of \mathbf{x}_{n+1} under different sequences $\mathbf{x}_{1:n}$, we can compare densities in the latent space \mathcal{Z} instead. This is because the Jacobian from the change of variable formula does not depend on the sequence we condition on. Also, evaluating predictive densities for all D dimensions can be redundant as for most of them, the predictive distribution is not notably different from the prior. We can find the irrelevant dimensions by inspecting the correlations ρ^d/v^d and discarding the dimensions where the correlations are negligibly small. This both helps to reduce the noise in predictions and speed up the computations. Henceforth, we will assume that

$$p(\mathbf{z}|\mathbf{z}_{1:n}) \approx \prod_{\substack{d=1, \\ \rho^d/v^d > \epsilon}}^D p(z^d|\mathbf{z}_{1:n}^d), \quad (3)$$

For the following experiment, we trained the non-convolutional version of BRUNO only on even MNIST digits (30,508 training images). While evaluating the score, we set ϵ in Eq. 3 to 0.01. This reduces the number of dimensions from 784 to 14. The choice of ϵ is motivated by plotting the number of the remaining dimensions as a function of ϵ as in Fig. 1 of Section E. In Fig. 2, we give a typical example of how the score evolves as the model gets more data points and how it behaves in the presence of inputs that do not conform with the majority of the sequence. This preliminary experiment shows that our model can detect anomalies in a stream of incoming data.

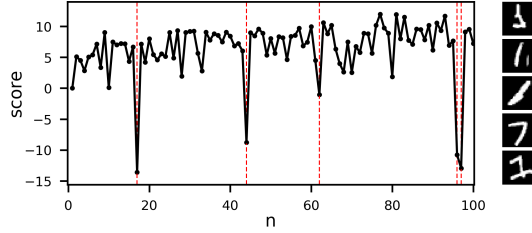


Figure 2: Evolution of the score as the model sees more images of digit ‘1’. The obvious outliers at steps marked with vertical lines are plotted on the right in order from top to bottom. Note that the model was trained only on images of even digits.

G Model samples




Figure 3: Samples from a model trained on Omniglot. Conditioning images come from character classes that were not seen during training, so when n is small, the problem is equivalent to a few-shot generation. *Left*: images from one class are fed to BRUNO in a random order. *Right*: the same image is given at each step.



Figure 4: Samples from a model trained on CIFAR-10. The model was trained on the train set where all of the 10 classes were present. Conditioning images come from test set.




Figure 5: Samples from a convolutional BRUNO model trained on Fashion MNIST. The model was trained on the train set where all 10 classes were present. Conditioning images come from test set.




Figure 6: Samples from a non-convolutional model trained on MNIST. The model was trained on the train set where all 10 classes were present. Conditioning images come from test set.

References

- [1] Clevert, D., Unterthiner, T., and Hochreiter, S. (2016). Fast and accurate deep network learning by exponential linear units (ELUs). In *Proceedings of the 4th International Conference on Learning Representations*.
- [2] Dinh, L., Krueger, D., and Bengio, Y. (2014). NICE: non-linear independent components estimation. *arXiv preprint*, abs/1410.8516.
- [3] Dinh, L., Sohl-Dickstein, J., and Bengio, S. (2017). Density estimation using Real NVP. In *Proceedings of the 5th International Conference on Learning Representations*.
- [4] Ghahramani, Z. and Heller, K. A. (2006). Bayesian sets. In Weiss, Y., Schölkopf, B., and Platt, J. C., editors, *Advances in Neural Information Processing Systems 18*, pages 435–442. MIT Press.
- [5] Heller, K. A. and Ghahramani, Z. (2006). A simple bayesian framework for content-based image retrieval. In *IEEE Computer Society Conference on Computer Vision and Pattern Recognition*, pages 2110–2117.
- [6] Ioffe, S. and Szegedy, C. (2015). Batch normalization: Accelerating deep network training by reducing internal covariate shift. In *Proceedings of the 32Nd International Conference on International Conference on Machine Learning - Volume 37*.
- [7] Kingma, D. P. and Ba, J. (2015). Adam: A method for stochastic optimization. In *Proceedings of the 3rd International Conference on Learning Representations*.
- [8] Papamakarios, G., Murray, I., and Pavlakou, T. (2017). Masked autoregressive flow for density estimation. In *Advances in Neural Information Processing Systems 30*, pages 2335–2344.
- [9] Salimans, T. and Kingma, D. P. (2016). Weight normalization: A simple reparameterization to accelerate training of deep neural networks. In *Proceedings of the 30th International Conference on Neural Information Processing Systems*.
- [10] Shah, A., Wilson, A. G., and Ghahramani, Z. (2014). Student-t processes as alternatives to gaussian processes. In *Proceedings of the 17th International Conference on Artificial Intelligence and Statistics*, pages 877–885.
- [11] Tieleman, T. and Hinton, G. (2012). Lecture 6.5 - RmsProp: Divide the gradient by a running average of its recent magnitude. COURSE: Neural Networks for Machine Learning.