

A Mixed Mimetic Spectral Element Model of the Rotating Shallow Water Equations on the Cubed Sphere

D. Lee^{a,*}, A. Palha^b

^aComputer, Computational and Statistical Sciences, Los Alamos National Laboratory, Los Alamos, NM 87545, USA

^bEindhoven University of Technology, Department of Mechanical Engineering, P.O. Box 513, 5600 MB Eindhoven, The Netherlands

Abstract

In a previous article [*J. Comp. Phys.* **357** (2018) 282-304], hereafter LPG18, the mixed mimetic spectral element method was used to solve the rotating shallow water equations in an idealized geometry. Here the method is extended to a non-affine, cubed sphere geometry. The differential operators are encoded topologically via incidence matrices due to the use of spectral element edge functions to construct tensor product solution spaces in $H(\text{rot})$, $H(\text{div})$ and L_2 . These incidence matrices commute with respect to the metric terms in order to ensure that the mimetic properties are preserved independent of the geometry. This ensures conservation of mass, vorticity and energy for the rotating shallow water equations using inexact quadrature on the cubed sphere. The spectral convergence of errors are similarly preserved on the cubed sphere, with the generalized Piola transformation used to construct the metric terms for the physical field quantities.

Keywords: Mimetic, Spectral convergence, Shallow water, Cubed sphere

1. Introduction

In recent years there has been much attention given to the use of mimetic or compatible finite element methods for the modelling of geophysical flows. This work has been motivated by the desire to preserve conservation laws in order to mitigate against biases in the solution over long time integrations [1]. These mimetic methods are designed to preserve the divergence and circulation theorems in the discrete form, as well as the annihilation of the gradient by the curl and the curl by the divergence. When appropriate solution spaces are chosen for the divergent, vector and rotational moments, this allows for the conservation of first (mass, vorticity) and higher (energy and potential enstrophy) moments in the discrete form [2–4]. Various classes of element types have been explored for this purpose, including Raviart-Thomas, Brezzi-Douglas-Marini and Brezzi-Douglas-Fortin-Marini elements [3, 5–7]. Mimetic properties may also be recovered for standard collocated A-grid spectral elements [8] and primal/dual finite volume formulations [9].

When implemented on non-affine geometries, the convergence of errors has been observed to degrade for standard compatible finite element methods [10]. Several methods have been shown to rehabilitate the optimal convergence of Raviart-Thomas elements [7, 11, 12] by modifying how the metric terms are incorporated into the differential operators, however it is unclear if and how these methods are applicable to other families of compatible finite element methods.

In the present article we extend previous work on the use of mixed mimetic spectral elements for geophysical flows [4], hereafter LPG18, to a non-affine cubed sphere geometry. The method uses the spectral element edge functions [13], which are specified to satisfy the Kronecker delta property with respect to their integrals between nodes, so as to exactly satisfy the fundamental theorem of calculus with respect to the standard nodal spectral element basis functions. Combinations of standard nodal and edge functions are then used to construct tensor product solution spaces in higher

*Corresponding author. Tel. +61 452 262 804.

Email address: davelee2804@gmail.com (D. Lee)

dimensions for which the differential operators may be defined in a purely topological manner via the use of incidence matrices [14–16]. These incidence matrices allow for the preservation of the divergence and circulation theorems, as well as the annihilation of the gradient by the curl and the curl by the divergence in the discrete form. These incidence matrices commute with the metric transformations between computational and physical space, such that both the mimetic properties and the spectral convergence of errors are preserved independent of the geometry [14, 16].

In LPG18 the conservation and convergence properties of the mixed mimetic spectral element method for rotating shallow water flows were demonstrated both theoretically through formal proofs in the discrete form, and experimentally, through numerical experiments on idealized doubly periodic geometries. Here we extend these results to a non-affine cubed sphere geometry via the use of the generalized Piola transformation [6, 17, 18]. This demonstrates that both the conservation laws derived from the mimetic properties, and the spectral convergence of errors, are preserved without the need to rehabilitate the method through the modification of the discrete differential operators.

The remainder of this article proceeds as follows. In Section 2 the formulation of the mixed mimetic spectral element method will be briefly discussed. Section 3 will discuss the formulation of the metric terms and their commuting properties with respect to the differential operators. The solution of the rotating shallow water equations on the cubed sphere using mixed mimetic spectral elements will be discussed in Section 4. Section 5 will present results from some standard test cases demonstrating the preservation of optimal spectral convergence and conservation laws on the cubed sphere, and finally Section 6 will discuss the conclusions of this work and some future directions we intend to pursue with this research.

2. Mixed mimetic spectral elements

In this section we introduce the construction of the mixed mimetic spectral element method. For a more detailed discussion see LPG18, as well as previous work [13–16] and references therein.

2.1. One dimensional nodal and histopolant polynomials

The mixed mimetic spectral element method is built off two types of one-dimensional polynomials: one associated with nodal interpolation, and the other with integral interpolation (histopolation) [13, 19]. Subsequently, these two types of polynomials will be combined to generate the family of two-dimensional polynomial basis functions used to discretize the system.

Consider the canonical interval $I = [-1, 1] \subset \mathbb{R}$ and the Legendre polynomials, $L_p(\xi)$ of degree p with $\xi \in I$. The $p + 1$ roots, ξ_i , of the polynomial $(1 - \xi^2) \frac{dL_p}{d\xi}$ are called Gauss-Lobatto-Legendre (GLL) nodes and satisfy $-1 = \xi_0 < \xi_1 < \dots < \xi_{p-1} < \xi_p = 1$. Let $l_i^p(\xi)$ be the Lagrange polynomial of degree p through the GLL nodes, such that

$$l_i^p(\xi_j) := \begin{cases} 1 & \text{if } i = j \\ 0 & \text{if } i \neq j \end{cases}, \quad i, j = 0, \dots, p. \quad (1)$$

The explicit form of these Lagrange polynomials is given by

$$l_i^p(\xi) = \prod_{\substack{k=0 \\ k \neq i}}^p \frac{\xi - \xi_k}{\xi_i - \xi_k}. \quad (2)$$

Let $q_h(\xi)$ be a polynomial of degree p defined on $I = [-1, 1]$ and $q_i = q_h(\xi_i)$, then the expansion of $q_h(\xi)$ in terms of Lagrange polynomials is given by

$$q_h(\xi) := \sum_{i=0}^p q_i l_i^p(\xi). \quad (3)$$

Because the expansion coefficients in (3) are given by the value of q_h in the nodes ξ_i , we refer to this interpolation as a *nodal interpolation* and we will denote the Lagrange polynomials in (2) by *nodal polynomials*. Using the nodal

polynomials we can define another set of basis polynomials, $e_i^p(\xi)$, as

$$e_i^p(\xi) := - \sum_{k=0}^{i-1} \frac{dl_k^p(\xi)}{d\xi}, \quad i = 1, \dots, p. \quad (4)$$

These polynomials $e_i^p(\xi)$ have polynomial degree $p - 1$ and satisfy,

$$\int_{\xi_{j-1}}^{\xi_j} e_i^p(\xi) d\xi = \begin{cases} 1 & \text{if } i = j \\ 0 & \text{if } i \neq j \end{cases}, \quad i, j = 1, \dots, p. \quad (5)$$

The proof that the polynomials $e_i^p(\xi)$ have degree $p - 1$ follows directly from the fact that their definition (4) involves a linear combination of the derivative of polynomials of degree p . The proof of (5) results from the properties of $l_k^p(\xi)$. Using (4) the integral of $e_i^p(\xi)$ becomes

$$\int_{\xi_{j-1}}^{\xi_j} e_i^p(\xi) d\xi = - \int_{\xi_{j-1}}^{\xi_j} \sum_{k=0}^{i-1} \frac{dl_k^p(\xi)}{d\xi} d\xi = - \sum_{k=0}^{i-1} \int_{\xi_{j-1}}^{\xi_j} \frac{dl_k^p(\xi)}{d\xi} d\xi = - \sum_{k=0}^{i-1} (l_k^p(\xi_j) - l_k^p(\xi_{j-1})) = - \sum_{k=0}^{i-1} (\delta_{k,j} - \delta_{k,j-1}) = \delta_{i,j},$$

where $\delta_{i,j}$ is the Kronecker delta. For more details see [13, 19].

Let $g_h(\xi)$ be a polynomial of degree $(p - 1)$ defined on $I = [-1, 1]$ and $g_i = \int_{\xi_{i-1}}^{\xi_i} g_h(\xi) d\xi$, then its expansion in terms of the polynomials $e_i^p(\xi)$ is given by

$$g_h(\xi) = \sum_{i=1}^p g_i e_i^p(\xi). \quad (6)$$

Because the expansion coefficients in (6) are the integral values of $g_h(\xi)$, we denote the polynomials in (4) by *histopolant polynomials* and refer to (6) as *histopolation*. It can be shown, [13, 19], that if $q_h(\xi)$ is expanded in terms of nodal polynomials, as in (3), then the expansion of its derivative $\frac{dq_h(\xi)}{d\xi}$ in terms of histopolant polynomials is

$$\begin{aligned} \left(\frac{dq_h(\xi)}{d\xi} \right)_h &= \sum_{i=1}^p \left(\int_{\xi_{i-1}}^{\xi_i} \frac{dq_h(\xi)}{d\xi} d\xi \right) e_i^p(\xi) = \sum_{i=1}^p (q_h(\xi_i) - q_h(\xi_{i-1})) e_i^p(\xi) \\ &= \sum_{i=1}^p (q_i - q_{i-1}) e_i^p(\xi) = \sum_{i=1, j=0}^p \mathbf{E}_{i,j}^{1,0} q_j e_i^p(\xi), \end{aligned} \quad (7)$$

where $\mathbf{E}_{i,j}^{1,0}$ are the coefficients of the $p \times (p + 1)$ matrix $\mathbf{E}^{1,0}$, hereafter referred to as an *incidence matrix*. The following identity holds (Commuting property)

$$\left(\frac{dq(\xi)}{d\xi} \right)_h = \frac{dq_h(\xi)}{d\xi}. \quad (8)$$

For an example of the one-dimensional basis polynomials corresponding to $p = 4$, see Fig. 1.

2.2. Finite dimensional mimetic function spaces

Before discussing the construction of the mixed mimetic spectral elements in two dimensions, we first introduce the spatial conforming function spaces in which the solution variables will be defined:

$$W_h \subset H(\text{rot}, \Omega), \quad U_h \subset H(\text{div}, \Omega), \quad \text{and} \quad Q_h \subset L^2(\Omega). \quad (9)$$

The choice of finite dimensional function spaces determines the properties of the discretization [20–22], LPG18. Therefore, the finite dimensional function spaces used in this work are such that when combined form a Hilbert subcomplex

$$\mathbb{R} \longrightarrow W_h \xrightarrow{\nabla^\perp} U_h \xrightarrow{\nabla \cdot} Q_h \longrightarrow 0. \quad (10)$$

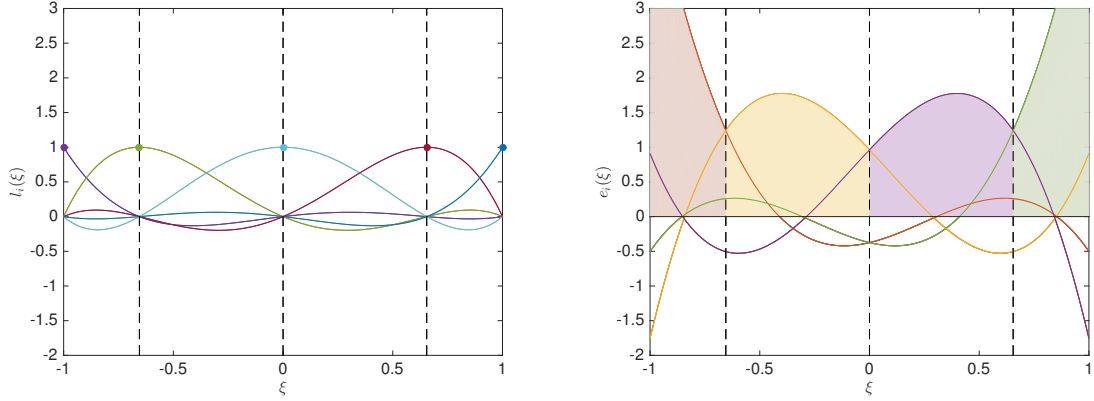


Figure 1: Basis polynomials associated to $p = 4$. Left: nodal polynomials, the value of the basis polynomial at the corresponding node is one and on the other nodes is zero. Right: histopolant polynomials, the integral of the basis polynomials over the corresponding shaded area evaluates to one and to zero on the others.

The meaning of this Hilbert subcomplex is that

$$\{\nabla^\perp \psi_h \mid \psi_h \in W_h\} \subset U_h \quad \text{and} \quad \{\nabla \cdot \vec{u}_h \mid \vec{u}_h \in U_h\} \subseteq Q_h, \quad (11)$$

where ψ_h and \vec{u}_h are the discrete representations of the stream function and the velocity respectively. In other words, the *rot* operator must map W_h into U_h and the *div* operator must map U_h onto Q_h .

This discrete subcomplex mimics the 2D Hilbert complex associated to the continuous functional spaces

$$\mathbb{R} \longrightarrow H(\text{rot}, \Omega) \xrightarrow{\nabla^\perp} H(\text{div}, \Omega) \xrightarrow{\nabla \cdot} L^2(\Omega) \longrightarrow 0. \quad (12)$$

The Hilbert complex is an important structure that is intimately connected to the de Rham complex of differential forms. Therefore, the construction of a discrete subcomplex is an important requirement to obtain a stable and accurate finite element discretization [16, 21, 23–27].

Each of these finite dimensional function spaces W_h , U_h , and Q_h has an associated finite set of basis functions $\epsilon_i^W, \vec{\epsilon}_i^U, \epsilon_i^Q$, such that

$$W_h = \text{span}\{\epsilon_1^W, \dots, \epsilon_{d_W}^W\}, \quad U_h = \text{span}\{\vec{\epsilon}_1^U, \dots, \vec{\epsilon}_{d_U}^U\}, \quad \text{and} \quad Q_h = \text{span}\{\epsilon_1^Q, \dots, \epsilon_{d_Q}^Q\}, \quad (13)$$

where d_W , d_U , and d_Q denote the dimension of the discrete function spaces and therefore correspond to the number of degrees of freedom associated to each of the unknowns.

2.3. Two dimensional basis functions

Basis functions for W_h Combining nodal polynomials we can construct the polynomial basis functions for W_h on a reference quadrilateral. Consider the canonical interval $I = [-1, 1]$, the canonical square $\Omega = I \times I \subset \mathbb{R}^2$, the nodal polynomials (2), $l_i^p(\xi)$ of degree p , and take $\xi, \eta \in I$. Then a set of two-dimensional basis polynomials, $\epsilon_k^W(\xi, \eta; p)$, on Ω can be constructed as the tensor product of the one-dimensional ones

$$\epsilon_k^W(\xi, \eta; p) := l_i^p(\xi) l_j^p(\eta), \quad i, j = 0, \dots, p, \quad k = j + 1 + i(p + 1). \quad (14)$$

These polynomials, $\epsilon_k^W(\xi, \eta; p)$, have degree p in each direction and from (1) it follows that they have a value of one at the point (ξ_i, η_j) if $k = i(p + 1) + j + 1$ and zero otherwise [13, 16]. Where, as before, ξ_i and η_i with $i = 0, \dots, p$ are the Gauss-Lobatto-Legendre (GLL) nodes. Let $\psi_h(\xi, \eta)$ be a polynomial function of degree p in ξ and η , defined on Ω and

$$\psi_k^p = \psi_h(\xi_i, \eta_j), \quad \text{with } k = i(p + 1) + j + 1, \quad (15)$$

then its expansion in terms of these polynomials, $\psi_h(\xi, \eta; p)$, is given by

$$\psi_h(\xi, \eta; p) = \sum_{k=1}^{(p+1)^2} \psi_k^p \epsilon_k^W(\xi, \eta; p). \quad (16)$$

For this relation between the expansion coefficients and nodal interpolation we denote the polynomials in (14) by *nodal polynomials*. Therefore we set $W_h^p := \text{span}\{\epsilon_1^W(\xi, \eta; p), \dots, \epsilon_{(p+1)^2}^W(\xi, \eta; p)\}$. To simplify the notation, the explicit reference to the polynomial degree p will be dropped from the function space, the basis functions, and the coefficient expansion, therefore from here on we will simply use W_h , $\epsilon_k^W(\xi, \eta)$, and ψ_k .

Basis functions for U_h In a similar fashion we may combine nodal polynomials with histopolant polynomials to construct the polynomial basis functions for U_h on quadrilaterals. Consider the nodal polynomials (2), $l_i^p(\xi)$ of degree p , the histopolant polynomials (4), $e_i^p(\xi)$ of degree $p-1$, the canonical square $\Omega = I \times I \subset \mathbb{R}^2$, and take $\xi, \eta \in I = [-1, 1]$. A set of two-dimensional basis polynomials, $\tilde{e}_k^U(\xi, \eta; p)$, can be constructed as the tensor product of the one-dimensional basis functions

$$\tilde{e}_k^U(\xi, \eta; p) := \begin{cases} l_i^p(\xi) e_j^p(\eta) \vec{e}_\xi & \text{if } k \text{ odd, with } i = 0, \dots, p, \quad j = 1, \dots, p, \quad k = 2(ip + j) - 1, \\ e_i^p(\xi) l_j^p(\eta) \vec{e}_\eta & \text{if } k \text{ even, with } i = 1, \dots, p, \quad j = 0, \dots, p, \quad k = 2((i-1)(p+1) + j + 1). \end{cases} \quad (17)$$

Note that this ordering of degrees of freedom, which alternate between vector components normal to \vec{e}_ξ and those normal to \vec{e}_η is arbitrary, however it greatly simplifies the implementation, and so will be used in Section 4. These polynomials, $\tilde{e}_k^U(\xi, \eta; p)$, have degree p in ξ and $p-1$ in η if k is odd. If k is even, then the degree in ξ is $p-1$ and the degree in η is p . Let $\vec{u}_h(\xi, \eta; p)$ be a vector valued polynomial function defined on Ω , then its expansion in terms of these polynomials, $\vec{u}_h(\xi, \eta; p)$, is given by

$$\vec{u}_h(\xi, \eta; p) = \sum_{k=1}^{2p(p+1)} u_k^p \tilde{e}_k^Q(\xi, \eta; p). \quad (18)$$

The expansion $\vec{u}_h(\xi, \eta; p)$ is a two-dimensional polynomial edge histopolant (interpolates integral values along lines). Since the coefficients of this expansion are edge (or flux) integrals, we denote the polynomials in (17) by *edge polynomials*. We set $U_h := \text{span}\{\epsilon_1^U(\xi, \eta; p), \dots, \epsilon_{2p(p+1)}^U(\xi, \eta; p)\}$. To simplify the notation, the explicit reference to the polynomial degree p will be dropped from the function space, the basis functions, and the expansion coefficients, therefore from here on we will simply use U_h , $\tilde{e}_k^U(\xi, \eta)$, and u_k .

Basis functions for Q_h Combining histopolant polynomials we can construct the polynomial basis functions for Q_h on a quadrilateral. Consider the canonical interval $I = [-1, 1]$, the canonical square $\Omega = I \times I \subset \mathbb{R}^2$, the histopolant polynomials (4), $e_i^p(\xi)$ of degree $p-1$, and take $\xi, \eta \in I$. Then a set of two-dimensional basis polynomials, $\epsilon_k^Q(\xi, \eta; p)$, can be constructed as the tensor product of the one-dimensional ones

$$\epsilon_k^Q(\xi, \eta; p) := e_i^p(\xi) e_j^p(\eta), \quad i, j = 1, \dots, p, \quad k = j + (i-1)p. \quad (19)$$

Where, as before, ξ_i and η_i with $i = 0, \dots, p$ are the Gauss-Lobatto-Legendre (GLL) nodes. Let $h_h(\xi, \eta)$ be a polynomial function defined on Ω and $h_k^p = \int_{\xi_{i-1}}^{\xi_i} \int_{\eta_{j-1}}^{\eta_j} h_h(\xi, \eta) d\xi d\eta$ with $k = j + (i-1)p$, then its expansion in terms of these polynomials, $h_h(\xi, \eta; p)$, is given by

$$h_h(\xi, \eta; p) = \sum_{k=1}^{p^2} h_k^p \epsilon_k^Q(\xi, \eta; p). \quad (20)$$

For this relation between the expansion coefficients and surface integration we denote the polynomials in (19) by *surface polynomials*. Moreover, these basis polynomials satisfy $\epsilon_k^Q(\xi, \eta; p) \in L^2(\Omega)$. Therefore we set $Q_h^p := \text{span}\{\epsilon_1^Q(\xi, \eta; p), \dots, \epsilon_{p^2}^Q(\xi, \eta; p)\}$. To simplify the notation, the explicit reference to the polynomial degree p will be dropped from the function space, the basis functions, and the coefficient expansion, therefore from here on we will simply use Q_h , $\epsilon_k^Q(\xi, \eta)$, and h_k .

2.4. Properties of the basis functions

The first property that can be shown, [13, 16], is that if $\psi_h(\xi, \eta) \in W_h$, then $\nabla^\perp \psi_h(\xi, \eta) \in U_h$, where $\psi_h(\xi, \eta)$ is expanded as (16).

$$\begin{aligned} \nabla^\perp \psi_h(\xi, \eta) &= \sum_{i=0, j=1}^p \left(\psi_h(\xi_i, \eta_{j-1}) - \psi_h(\xi_i, \eta_j) \right) \tilde{e}_{ip+j}^U(\xi, \eta) + \sum_{i=1, j=0}^p \left(\psi_h(\xi_i, \eta_j) - \psi_h(\xi_{i-1}, \eta_j) \right) \tilde{e}_{(p+i-1)(p+1)+j+1}^U(\xi, \eta) \\ &= \sum_{k=1}^{2p(p+1)} \sum_{j=1}^{(p+1)^2} \mathbf{E}_{k,j}^{1,0} \psi_j \tilde{e}_k^U(\xi, \eta), \end{aligned} \quad (21)$$

where $\mathbf{E}_{k,j}^{1,0}$ are the coefficients of the $2p(p+1) \times (p+1)^2$ two-dimensional incidence matrix $\mathbf{E}^{1,0}$. From (21) it follows that

$$\psi_h(\xi, \eta) \in W_h \implies \nabla^\perp \psi_h(\xi, \eta) \in U_h,$$

which is the finite-dimensional analogue of

$$\psi(\xi, \eta) \in H(\text{rot}; \Omega) \implies \nabla^\perp \psi(\xi, \eta) \in H(\text{div}; \Omega).$$

Or in fully discrete form, if ψ_j are the expansion coefficients of $\psi_h \in W_h$ with respect to the basis $e_i^W(\xi, \eta)$, then $\mathbf{E}_{k,j}^{1,0} \psi_j$ are the expansion coefficients of $\nabla^\perp \psi_h$ in U_h with respect to the basis $\tilde{u}_j^U(\xi, \eta)$. As a special case we have that

$$\nabla^\perp \epsilon_j^W = \sum_{k=1}^{2p(p+1)} \mathbf{E}_{k,j}^{1,0} \tilde{e}_k^U, \quad (22)$$

and therefore $\nabla^\perp \tilde{e}_j^W \in U_h$, with $j = 1, \dots, (p+1)^2$, and these basis functions satisfy (10).

The second property that can be shown, [13, 16], is that if $\vec{u}_h(\xi, \eta) \in U_h$ is expanded in terms of edge polynomials, as in (18), then the expansion of $\nabla \cdot \vec{u}_h$ in terms of the surface polynomials, (19), is

$$\begin{aligned} \nabla \cdot \vec{u}_h(\xi, \eta) &= \sum_{i,j=1}^p \left(\int_{\eta_{j-1}}^{\eta_j} \vec{u}_h(\xi_i, \eta) \cdot \tilde{e}_\xi d\eta + \int_{\xi_{i-1}}^{\xi_i} \vec{u}_h(\xi, \eta_j) \cdot \tilde{e}_\eta d\xi - \int_{\eta_{j-1}}^{\eta_j} \vec{u}_h(\xi_{i-1}, \eta) \cdot \tilde{e}_\xi d\eta \right. \\ &\quad \left. - \int_{\xi_{i-1}}^{\xi_i} \vec{u}_h(\xi, \eta_{j-1}) \cdot \tilde{e}_\eta d\xi \right) \epsilon_{j+(i-1)p}^Q(\xi, \eta) \\ &= \sum_{k=1}^{p^2} \sum_{j=1}^{2p(p+1)} \mathbf{E}_{k,j}^{2,1} u_j \epsilon_k^Q(\xi, \eta), \end{aligned} \quad (23)$$

where $\mathbf{E}_{k,j}^{2,1}$ are the coefficients of the $p^2 \times 2p(p+1)$ two-dimensional incidence matrix $\mathbf{E}^{2,1}$. Equation (23) confirms that we have a finite dimensional Hilbert sequence as in (10), because

$$\vec{u}_h(\xi, \eta) \in U_h \implies \nabla \cdot \vec{u}_h(\xi, \eta) \in Q_h,$$

which is the finite dimensional analogue of

$$\vec{u} \in H(\text{div}; \Omega) \implies \nabla \cdot \vec{u} \in L^2(\Omega).$$

In terms of the expansion coefficients we have: If u_j are the expansion coefficients of $\vec{u}_h \in U_h$ with respect to the basis \tilde{e}_j^U , then the expansion coefficient of $\nabla \cdot \vec{u}_h \in Q_h$ with respect to the basis ϵ_k^Q are given by $\sum_{j=1}^{2p(p+1)} \mathbf{E}_{k,j}^{2,1} u_j$. As a special case we have that

$$\nabla \cdot \tilde{e}_j^U = \sum_{k=1}^{p^2} \mathbf{E}_{k,j}^{2,1} \epsilon_k^Q. \quad (24)$$

As seen before, if ψ_j are the expansion coefficients of $\psi_h \in W_h$, then $\mathbf{E}_{k,j}^{1,0}\psi_j$ are the expansion coefficients of $\nabla^\perp \psi_h \in U_h$. Then $\mathbf{E}_{i,k}^{2,1}\mathbf{E}_{k,j}^{1,0}\psi_j$ are the expansion coefficients of $\nabla \cdot \nabla^\perp \psi_h \in Q_h$. Since $\nabla \cdot \nabla^\perp \psi_h = 0$ for all ψ_h and because ϵ_k^Q forms a basis for Q_h , we have

$$\sum_{k=1}^{2p(p+1)} \mathbf{E}_{i,k}^{2,1} \circ \mathbf{E}_{k,j}^{1,0} \equiv 0. \quad (25)$$

This is the fully discrete representation of the vector identity $\nabla \cdot \nabla^\perp \equiv 0$.

In addition to these point wise *strong form* properties, the method also supports corresponding *weak form* properties via the application of Galerkin projections. Let $\omega_h \in W_h$ and $\vec{u}_h \in U_h$ be discrete representations of the vorticity and velocity respectively, such that $\omega_h = \nabla^* \times \vec{u}_h$, where $\nabla^* \times$ is an approximate weak form of the *curl* operator (as opposed to the exact strong form of the *rot* operator ∇^\perp). Then assuming periodic boundary conditions the adjoint relation between *rot* and *curl* is given as an inner product over the domain Ω as

$$\langle \epsilon_h^W, \omega_h \rangle_\Omega = \langle \epsilon_h^W, \nabla \times \vec{u}_h \rangle_\Omega = -\langle \nabla^\perp \epsilon_h^W, \vec{u}_h \rangle_\Omega. \quad (26)$$

The corresponding fully discrete form of this relation is given as

$$\sum_{i=1}^{d_W} \langle \epsilon_j^W, \epsilon_i^W \rangle_\Omega \omega_i = - \sum_{k,l=1}^{d_U} (\mathbf{E}_{k,j}^{1,0})^\top \langle \vec{\epsilon}_k^U, \vec{\epsilon}_l^U \rangle_\Omega u_l. \quad (27)$$

Similarly, we also have an adjoint relation between *div* and *grad*. Assuming that $p_h \in Q_h$, for which $\vec{u}_h = \nabla^* p_h$, where again ∇^* is an approximate weak form representation of *grad* (as opposed to the strong form representation of *div* $\nabla \cdot$), then

$$\langle \vec{\epsilon}_h^U, \vec{u}_h \rangle_\Omega = \langle \vec{\epsilon}_h^U, \nabla p_h \rangle_\Omega = -\langle \nabla \cdot \vec{\epsilon}_h^U, p_h \rangle_\Omega, \quad (28)$$

for which the fully discrete form is given as

$$\sum_{i=1}^{d_U} \langle \vec{\epsilon}_j^U, \vec{\epsilon}_i^U \rangle_\Omega u_i = - \sum_{k,l=1}^{d_Q} (\mathbf{E}_{k,j}^{2,1})^\top \langle \epsilon_k^Q, \epsilon_l^Q \rangle_\Omega p_l. \quad (29)$$

From (27) and (29) it follows that $\sum_{i=1}^{d_W} \langle \epsilon_j^W, \epsilon_i^W \rangle_\Omega \omega_i = \sum_{k=1}^{d_U} \sum_{l,m=1}^{d_Q} (\mathbf{E}_{k,j}^{1,0})^\top (\mathbf{E}_{l,k}^{2,1})^\top \langle \epsilon_l^Q, \epsilon_m^Q \rangle_\Omega p_m$, such that there is no projection of p_h onto ω_h since

$$\sum_{j=1}^{2p(p+1)} (\mathbf{E}_{j,i}^{1,0})^\top \circ (\mathbf{E}_{k,j}^{2,1})^\top \equiv 0, \quad (30)$$

which is the *weak form* discrete representation of the vector identity $\nabla \times \nabla \equiv 0$.

3. Extension to non-affine geometries

As mentioned before, this work extends the numerical method presented in LPG18 to non-affine geometries. Specifically, the main goal being the solution of the shallow water equations on a sphere. For this reason we must introduce how curved geometries are treated and included in the mixed mimetic spectral element method. As seen before, the core of the mixed mimetic spectral element method is the introduction of geometric degrees of freedom associated with points, lines, surfaces, etc. In turn, the mimetic basis functions are interpolatory polynomials that preserve these degrees of freedom. These two aspects are the key ingredients required to produce a discretization in which the differential operators can be exactly represented in a purely topological manner by incidence matrices (e.g.: $\mathbf{E}^{1,0}, \mathbf{E}^{2,1}$). Therefore, it is natural to expect that any extension to curved geometries must be such that these two ingredients are preserved. The contravariant and covariant Piola mappings have been thoroughly discussed in [28, 29] and more recently in [17]. It is well known that these two transformations preserve either the tangential

or normal traces of vector fields, [17], and have been extensively used for transforming vector fields in $H(\text{div})$ and $H(\text{curl})$ respectively. We will construct transformation rules Φ_0^* , $\Phi_{1,\text{curl}}^*$, $\Phi_{1,\text{div}}^*$, and Φ_2^* for $H(\text{rot}, \Omega)$, $H(\text{curl}, \Omega)$, $H(\text{div}, \Omega)$, and $L^2(\Omega)$, respectively. To do so, we will require that the geometric degrees of freedom are preserved by the transformation. The subscript i in the transformations Φ_i^* explicitly establish this relation to the geometric degrees of freedom: (0) nodal degrees of freedom, (1) edge degrees of freedom, and (2) surface degrees of freedom. We show that for vector fields this leads to the covariant and contravariant Piola transformations.

Additionally, we will also introduce the commuting relation between the transformations and the differential operators and the invariance of the incidence matrices (discrete differential operators). To finalize this discussion on curved geometries, we will explicitly show how the curved geometry affects the inner products used throughout this work and how they may be generalized with respect to the work presented in LPG18.

3.1. Transformation rules

3.1.1. Scalar fields

Consider the two-dimensional manifolds \mathcal{M} and $\tilde{\mathcal{M}}$, and the nondegenerate mapping $\Phi : \mathcal{M} \mapsto \tilde{\mathcal{M}}$ with Jacobian \mathbf{J} and Jacobian determinant J . For $\tilde{f} \in H(\text{rot}, \tilde{\mathcal{M}})$ we introduce the mapping $\Phi_0^* : H(\text{rot}, \tilde{\mathcal{M}}) \mapsto H(\text{rot}, \mathcal{M})$

$$\Phi_0^*[\tilde{f}] := \tilde{f} \circ \Phi, \quad (31)$$

and we say that $f := \tilde{f} \circ \Phi$ with $f \in H(\text{rot}, \mathcal{M})$. Moreover, the inverse mapping $(\Phi_0^*)^{-1} : H(\text{rot}, \mathcal{M}) \mapsto H(\text{rot}, \tilde{\mathcal{M}})$ is

$$(\Phi_0^*)^{-1}[f] := f \circ \Phi^{-1} = \tilde{f}. \quad (32)$$

The significance of this transformation is that if $(\xi^1, \xi^2) \in \mathcal{M}$ and $\Phi(\xi^1, \xi^2) = (x^1, x^2) \in \tilde{\mathcal{M}}$, then

$$f(\xi^1, \xi^2) = (\Phi_0^*)^{-1}[f](x^1, x^2), \quad \text{and} \quad \tilde{f}(x^1, x^2) = \Phi_0^*[\tilde{f}](\xi^1, \xi^2), \quad (33)$$

that is: point evaluations are preserved under this transformation. Therefore, the geometric degrees of freedom used to discretize functions in $H(\text{rot}, \mathcal{M})$ are invariant under this transformation.

We now introduce another transformation, specifically constructed for scalar fields $\tilde{f} \in L^2(\tilde{\mathcal{M}})$. As seen before, the geometric degrees of freedom associated to these scalar fields are volume integrations (since we are considering only two dimensional manifolds, volumes become surfaces). It is well known, see for example [30, Section 12.7], that the surface integral of a scalar field $\tilde{f} \in L^2(\tilde{\mathcal{M}})$ over a manifold $\tilde{\mathcal{M}}$ is related to the integral over the manifold \mathcal{M} in the following way

$$\int_{\tilde{\mathcal{M}}} \tilde{f} d\tilde{\mathcal{M}} = \int_{\mathcal{M}} (\tilde{f} \circ \Phi) J d\mathcal{M}. \quad (34)$$

We can then introduce the transformation $\Phi_2^* : L^2(\tilde{\mathcal{M}}) \mapsto L^2(\mathcal{M})$ as

$$\Phi_2^*[\tilde{f}] := (\tilde{f} \circ \Phi) J, \quad (35)$$

and we say that $f := (\tilde{f} \circ \Phi) J$ with $f \in L^2(\mathcal{M})$. In a similar way as before, the inverse mapping $(\Phi_2^*)^{-1} : L^2(\mathcal{M}) \mapsto L^2(\tilde{\mathcal{M}})$ is

$$(\Phi_2^*)^{-1}[f] := (f \circ \Phi^{-1}) \frac{1}{J} = \tilde{f}. \quad (36)$$

The relevance of this transformation, analogously to the previous one, lies in the fact that for submanifolds $\mathcal{N} \subseteq \mathcal{M}$ and $\Phi(\mathcal{N}) = \tilde{\mathcal{N}} \subseteq \tilde{\mathcal{M}}$ we have

$$\int_{\mathcal{N}} f d\mathcal{N} = \int_{\tilde{\mathcal{N}}} (\Phi_2^*)^{-1}[f] d\tilde{\mathcal{N}} \quad \text{and} \quad \int_{\tilde{\mathcal{N}}} \tilde{f} d\tilde{\mathcal{N}} = \int_{\mathcal{N}} \Phi_2^*[\tilde{f}] d\mathcal{N}. \quad (37)$$

Under this transformation, surface integrals are preserved. This means that the geometric degrees of freedom associated with the discretization of functions in $L^2(\mathcal{M})$ are invariant under this transformation.

3.1.2. Vector fields

As mentioned in the start of this section, the transformation rules for vector fields are the covariant and contravariant Piola transformations. We will briefly show that these transformations derive directly from the same ideas used to derive the transformations for the scalar fields, i.e. invariance of the geometric degrees of freedom. In the case of vector fields the geometric degrees of freedom are line integrals for $H(\text{curl}, \mathcal{M})$, and flux integrals for $H(\text{div}, \mathcal{M})$ (since here we consider only two dimensional manifolds, the flux integrals become normal line integrals).

As usual, see for example [30, Section 10.2], the line integral of a vector field $\tilde{\mathbf{v}} \in H(\text{curl}, \tilde{\mathcal{M}})$ along a line segment $\tilde{\gamma} : I \subset \mathbb{R} \mapsto \tilde{\mathcal{M}}$ is

$$\int_{\tilde{\gamma}} (\tilde{\mathbf{v}} \circ \tilde{\gamma}) \cdot \tilde{\mathbf{t}} d\tilde{\gamma} := \int_I (\tilde{\mathbf{v}} \circ \tilde{\gamma}) \cdot \frac{d\tilde{\gamma}}{ds} ds, \quad (38)$$

where $\tilde{\mathbf{t}}$ is a tangent vector and s is a parametric coordinate along the line. In a similar manner, the line integral of a vector field $\mathbf{v} \in H(\text{curl}, \mathcal{M})$ along a line segment $\gamma : I \subset \mathbb{R} \mapsto \mathcal{M}$ is

$$\int_{\gamma} (\mathbf{v} \circ \gamma) \cdot \mathbf{t} d\gamma := \int_I (\mathbf{v} \circ \gamma) \cdot \frac{d\gamma}{ds} ds. \quad (39)$$

If we consider the case $\tilde{\gamma} = \Phi[\gamma]$, then we may rewrite (38) as

$$\int_I (\tilde{\mathbf{v}} \circ \tilde{\gamma}) \cdot \frac{d\tilde{\gamma}}{ds} ds = \int_I (\tilde{\mathbf{v}} \circ \Phi \circ \gamma) \cdot \frac{d(\Phi \circ \gamma)}{ds} ds = \int_I (\tilde{\mathbf{v}} \circ \Phi \circ \gamma) \cdot \mathbf{J} \frac{d\gamma}{ds} ds = \int_I \mathbf{J}^\top (\tilde{\mathbf{v}} \circ \Phi \circ \gamma) \cdot \frac{d\gamma}{ds} ds, \quad (40)$$

where the Jacobian \mathbf{J} is defined such that $J_{i,j} = \frac{\partial \Phi^i}{\partial \xi^j}$. Now, if we want to construct a transformation $\Phi_{1,\text{curl}}^* : H(\text{curl}, \tilde{\mathcal{M}}) \mapsto H(\text{curl}, \mathcal{M})$ that preserves line integrals, then for $\tilde{\gamma} = \Phi[\gamma]$ and $\tilde{\mathbf{v}} = \Phi_{1,\text{curl}}^*[\tilde{\mathbf{v}}]$ we must to satisfy

$$\int_I (\tilde{\mathbf{v}} \circ \tilde{\gamma}) \cdot \frac{d\tilde{\gamma}}{ds} ds = \int_I (\mathbf{v} \circ \gamma) \cdot \frac{d\gamma}{ds} ds. \quad (41)$$

Therefore, combining (40) with (41) we obtain

$$\mathbf{v} = \mathbf{J}^\top (\tilde{\mathbf{v}} \circ \Phi) := \Phi_{1,\text{curl}}^*[\tilde{\mathbf{v}}]. \quad (42)$$

The inverse mapping $(\Phi_{1,\text{curl}}^*)^{-1} : H(\text{curl}, \mathcal{M}) \mapsto H(\text{curl}, \tilde{\mathcal{M}})$ follows directly

$$(\Phi_{1,\text{curl}}^*)^{-1}[\mathbf{v}] := \mathbf{J}^{-\top} (\mathbf{v} \circ \Phi^{-1}) = \tilde{\mathbf{v}}. \quad (43)$$

The inverse transformation $(\Phi_{1,\text{curl}}^*)^{-1}$ is the *covariant* Piola transformation. As we have seen, by construction, this transformation preserves line integrals. Therefore, the geometric degrees of freedom associated to the discretization of vector fields in $H(\text{curl}, \mathcal{M})$ are kept constant under this transformation.

The construction of the transformation for $H(\text{div}, \tilde{\mathcal{M}})$ that preserves normal line integrals (fluxes in two dimensions) is almost identical to the one we just derived for $H(\text{curl}, \tilde{\mathcal{M}})$. The only difference being the use of the normal to the curve, $\tilde{\mathbf{n}}$, instead of the tangent. Therefore (38) becomes

$$\int_{\tilde{\gamma}} (\tilde{\mathbf{v}} \circ \tilde{\gamma}) \cdot \tilde{\mathbf{n}} d\tilde{\gamma} := \int_I (\tilde{\mathbf{v}} \circ \tilde{\gamma}) \cdot \mathbf{H} \frac{d\tilde{\gamma}}{ds} ds, \quad \text{with} \quad \mathbf{H} := \pm \begin{bmatrix} 0 & -1 \\ 1 & 0 \end{bmatrix}, \quad (44)$$

depending on the chosen orientation, either the plus or the minus sign should be used. If we now follow exactly the same procedure as before, but taking into consideration the additional matrix \mathbf{H} , we obtain the following transformation rule $\Phi_{1,\text{div}}^* : H(\text{div}, \tilde{\mathcal{M}}) \mapsto H(\text{div}, \mathcal{M})$ that preserves fluxes

$$\Phi_{1,\text{div}}^*[\tilde{\mathbf{v}}] := \mathbf{J} \mathbf{J}^{-1} (\tilde{\mathbf{v}} \circ \Phi), \quad (45)$$

and we say that $\vec{v} := J\mathbf{J}^{-1}(\tilde{\vec{v}} \circ \Phi)$ with $\vec{v} \in H(\text{div}, \mathcal{M})$. The inverse transform $(\Phi_{1,\text{div}}^*)^{-1} : H(\text{div}, \mathcal{M}) \mapsto H(\text{div}, \tilde{\mathcal{M}})$ can be easily computed and is given by

$$(\Phi_{1,\text{div}}^*)^{-1}[\vec{v}] := \frac{1}{J} \mathbf{J}(\vec{v} \circ \Phi^{-1}) = \tilde{\vec{v}}. \quad (46)$$

This inverse transformation $(\Phi_{1,\text{div}}^*)^{-1}$ is the *contravariant* Piola transformation. Since flux integrals are preserved by this transformation, also the geometric degrees of freedom associated to the discretization of vector fields in $H(\text{div}, \mathcal{M})$ remain invariant.

3.2. Commuting relations for the differential operators

Having introduced the transformation rules for all types of physical field quantities present in this work¹, the next natural step is to discuss the relation between the differential operators and these transformations. Due to their length, we will not present full demonstrations. Instead, the results will be given, followed by a brief outline for the cases used in this work: ∇^\perp and $\nabla \cdot$.

The key result is that the differential operators ∇^\perp , $\nabla \times$, $\nabla \cdot$ commute with the transformations introduced in the previous section, that is

$$\Phi_{1,\text{div}}^*[\tilde{\nabla}^\perp \tilde{f}] = \nabla^\perp \Phi_0^*[\tilde{f}], \quad \Phi_2^*[\tilde{\nabla} \times \tilde{v}] = \nabla \times \Phi_{1,\text{curl}}^*[\tilde{v}], \quad \text{and} \quad \Phi_2^*[\tilde{\nabla} \cdot \tilde{u}] = \nabla \cdot \Phi_{1,\text{div}}^*[\tilde{u}], \quad (47)$$

with $\tilde{f} \in H(\text{rot}, \tilde{\mathcal{M}})$, $\tilde{v} \in H(\text{curl}, \tilde{\mathcal{M}})$, and $\tilde{u} \in H(\text{div}, \tilde{\mathcal{M}})$. Where as usual $\tilde{\nabla}^\perp \tilde{f} = -\frac{\partial \tilde{f}}{\partial x^2} \tilde{e}_1 + \frac{\partial \tilde{f}}{\partial x^1} \tilde{e}_2$, $\tilde{\nabla} \times \tilde{v} = \frac{\partial \tilde{v}^2}{\partial x^1} - \frac{\partial \tilde{v}^1}{\partial x^2}$, and $\tilde{\nabla} \cdot \tilde{u} = \frac{\partial \tilde{u}^1}{\partial x^1} + \frac{\partial \tilde{u}^2}{\partial x^2}$. The differential operators in \mathcal{M} are identical, with the exception that x^i is replaced by ξ^i , with $i = \{1, 2\}$. An important aspect to highlight here is the pairs of transformations used in the commuting relations. These pairs derive directly from the Hilbert subcomplex (10) (and an analogous one for ∇ and $\nabla \times$). For example, the pair Φ_0^* and $\Phi_{1,\text{div}}^*$ is used because if $\tilde{f} \in H(\text{rot}, \tilde{\mathcal{M}})$ then $\tilde{\nabla}^\perp \tilde{f} \in H(\text{div}, \tilde{\mathcal{M}})$, as is the case in (47).

3.2.1. Commuting relation for ∇^\perp

To show the commuting relation for ∇^\perp we start with the commuting relation itself and explicitly substitute the transformations Φ_0^* and $\Phi_{1,\text{div}}^*$, respectively (31) and (45),

$$J\mathbf{J}^{-1}((\tilde{\nabla}^\perp \tilde{f}) \circ \Phi) := \Phi_{1,\text{div}}^*[\tilde{\nabla}^\perp \tilde{f}] = \nabla^\perp \Phi_0^*[\tilde{f}] =: \nabla^\perp(\tilde{f} \circ \Phi). \quad (48)$$

After substitution of the inverse matrix Jacobian and expanding the derivatives on the right hand side using the chain rule we get the following identity

$$\begin{bmatrix} \frac{\partial \Phi^2}{\partial \xi^2} & -\frac{\partial \Phi^1}{\partial \xi^2} \\ \frac{\partial \Phi^2}{\partial \xi^1} & \frac{\partial \Phi^1}{\partial \xi^1} \end{bmatrix} \begin{bmatrix} -\frac{\partial \tilde{f}}{\partial x^2} \\ \frac{\partial \tilde{f}}{\partial x^1} \end{bmatrix} = \begin{bmatrix} \frac{\partial \Phi^2}{\partial \xi^2} & -\frac{\partial \Phi^1}{\partial \xi^2} \\ \frac{\partial \Phi^2}{\partial \xi^1} & \frac{\partial \Phi^1}{\partial \xi^1} \end{bmatrix} \begin{bmatrix} -\frac{\partial \tilde{f}}{\partial x^2} \\ \frac{\partial \tilde{f}}{\partial x^1} \end{bmatrix}, \quad (49)$$

thus proving the commuting relation.

3.2.2. Commuting relation for $\nabla \cdot$

The proof for the commuting relation of $\nabla \cdot$ follows the same steps. The first step is the commuting relation itself with the explicit expressions for the transformations Φ_2^* and $\Phi_{1,\text{div}}^*$, respectively (35) and (45),

$$J(\tilde{\nabla} \cdot \tilde{u}) \circ \Phi := \Phi_2^*[\tilde{\nabla} \cdot \tilde{u}] = \nabla \cdot \Phi_{1,\text{div}}^*[\tilde{u}] =: \nabla \cdot (J\mathbf{J}^{-1}(\tilde{u} \circ \Phi)). \quad (50)$$

If we expand both the right hand side and the left hand side expression we get

$$J\left(\frac{\partial \tilde{u}^1}{\partial x^1} \circ \Phi + \frac{\partial \tilde{u}^2}{\partial x^2} \circ \Phi\right) = \frac{\partial}{\partial \xi^1} \left(\frac{\partial \Phi^2}{\partial \xi^2} (\tilde{u}^1 \circ \Phi) - \frac{\partial \Phi^1}{\partial \xi^2} (\tilde{u}^2 \circ \Phi) \right) + \frac{\partial}{\partial \xi^2} \left(-\frac{\partial \Phi^2}{\partial \xi^1} (\tilde{u}^1 \circ \Phi) + \frac{\partial \Phi^1}{\partial \xi^1} (\tilde{u}^2 \circ \Phi) \right). \quad (51)$$

¹ Although not directly used in this work, we have also presented the transformation rule for the $H(\text{curl}, \mathcal{M})$ space, for completeness.

Expanding the right hand side using the chain rule and after some manipulations we obtain the identity

$$J \left(\frac{\partial \tilde{u}^1}{\partial x^1} \circ \Phi + \frac{\partial \tilde{u}^2}{\partial x^2} \circ \Phi \right) = J \left(\frac{\partial \tilde{u}^1}{\partial x^1} \circ \Phi + \frac{\partial \tilde{u}^2}{\partial x^2} \circ \Phi \right), \quad (52)$$

finishing the proof.

3.3. Inner products in $H(\text{rot}, \Omega)$, $H(\text{div}, \Omega)$, and $L^2(\Omega)$

Another important point to discuss in the context of curved geometries is how to compute the inner products that appear in this work, namely

$$\langle \tilde{f}, \tilde{g} \rangle_\Omega := \int_\Omega \tilde{f} \tilde{g} \, d\Omega, \quad \langle \tilde{\mathbf{v}}, \tilde{\mathbf{u}} \rangle_\Omega := \int_\Omega \tilde{\mathbf{v}} \cdot \tilde{\mathbf{u}} \, d\Omega, \quad \text{and} \quad \langle \tilde{q}, \tilde{a} \rangle_\Omega := \int_\Omega \tilde{q} \tilde{a} \, d\Omega, \quad (53)$$

with $\tilde{f}, \tilde{g} \in H(\text{rot}, \Omega)$, $\tilde{\mathbf{v}}, \tilde{\mathbf{u}} \in H(\text{div}, \Omega)$, and $\tilde{q}, \tilde{a} \in L^2(\Omega)$. It is straightforward to note that all integrands that appear in (53) are scalar fields. Therefore, since the goal is to compute these scalar integral quantities we must use a transformation rule that preserves scalar surface integrals, that is (35). To apply (35) there must exist a nondegenerate mapping $\Phi : \Omega_0 \mapsto \Omega$, with $\Omega_0 = [-1, 1] \times [-1, 1]$ since here we consider only the two-dimensional case. Under these conditions (53) may be transformed into

$$\langle \tilde{f}, \tilde{g} \rangle_\Omega := \int_{\Omega_0} (\tilde{f} \circ \Phi) (\tilde{g} \circ \Phi) J \, d\Omega_0, \quad \langle \tilde{\mathbf{v}}, \tilde{\mathbf{u}} \rangle_\Omega := \int_{\Omega_0} (\tilde{\mathbf{v}} \circ \Phi) \cdot (\tilde{\mathbf{u}} \circ \Phi) J \, d\Omega_0, \quad \text{and} \quad \langle \tilde{q}, \tilde{a} \rangle_\Omega := \int_{\Omega_0} (\tilde{q} \circ \Phi) (\tilde{a} \circ \Phi) J \, d\Omega_0, \quad (54)$$

which can now be straightforwardly integrated.

3.4. Inner products in $\tilde{W}_h \subset H(\text{rot}, \Omega)$, $\tilde{U}_h \subset H(\text{div}, \Omega)$, and $\tilde{Q}_h \subset L^2(\Omega)$

As is usual in all finite element formulations, the domain Ω is partitioned into a set of K non-overlapping subdomains Ω_i with $i = 1, \dots, K$ such that $\Omega = \bigcup_{i=1}^K \Omega_i$. Moreover, we consider that there exist K nondegenerate mappings $\Phi_i : \Omega_0 \mapsto \Omega_i$. Therefore we may focus on one single subdomain Ω_i since the results apply to all subdomains. To simplify the notation, on what follows we will suppress the index i and use Ω and Φ instead of Ω_i and Φ_i .

3.4.1. $\tilde{W}_h \subset H(\text{rot}, \Omega)$

In Section 2.3 we introduced the basis functions for the space $W_h \subset H(\text{rot}, \Omega_0)$ such that

$$W_h := \text{span}\{\epsilon_1^W(\xi, \eta), \dots, \epsilon_{(p+1)^2}^W(\xi, \eta)\},$$

where p is the polynomial degree of the basis functions, and $(\xi, \eta) \in \Omega_0 = [-1, 1] \times [-1, 1]$. We also saw that any function $f_h \in W_h$ could be written as a linear combination of the basis functions, (16),

$$f_h = \sum_{i=1}^{(p+1)^2} f_i \epsilon_i^W. \quad (55)$$

If we apply the transformation rule $(\Phi_0^*)^{-1}$, (32), to $f_h \in W_h$ we obtain $\tilde{f}_h \in \tilde{W}_h$, its polynomial expansion in the physical domain Ω

$$\tilde{f}_h := \sum_{i=1}^{(p+1)^2} f_i (\Phi_0^*)^{-1} [\epsilon_i^W] := \sum_{i=1}^{(p+1)^2} f_i (\epsilon_i^W \circ \Phi^{-1}) := \sum_{i=1}^{(p+1)^2} f_i \tilde{\epsilon}_i^W, \quad (56)$$

where we have defined the basis functions $\tilde{\epsilon}_i^W$ of the space \tilde{W}_h as

$$\tilde{\epsilon}_i^W := (\epsilon_i^W \circ \Phi^{-1}), \quad i = 1, \dots, (1+p)^2. \quad (57)$$

Therefore, the inner product between two scalar functions $\tilde{f}_h, \tilde{g}_h \in \tilde{W}_h$ is

$$\langle \tilde{f}_h, \tilde{g}_h \rangle_\Omega \stackrel{(56)}{=} \left\langle \sum_{i=1}^{(p+1)^2} f_i (\epsilon_i^W \circ \Phi^{-1}), \sum_{j=1}^{(p+1)^2} g_j (\epsilon_j^W \circ \Phi^{-1}) \right\rangle_\Omega \stackrel{(53)}{=} \sum_{i,j}^{(p+1)^2} f_i g_j \int_\Omega (\epsilon_i^W \circ \Phi^{-1}) (\epsilon_j^W \circ \Phi^{-1}) d\Omega. \quad (58)$$

As before, we may now apply the transformation Φ_2^* , (35), to the integrand in order to transform the integral into an integral in Ω_0 without changing the value of the integral

$$\langle \tilde{f}_h, \tilde{g}_h \rangle_\Omega = \sum_{i,j}^{(p+1)^2} f_i g_j \int_\Omega (\epsilon_i^W \circ \Phi^{-1}) (\epsilon_j^W \circ \Phi^{-1}) d\Omega \stackrel{(37)}{=} \sum_{i,j}^{(p+1)^2} f_i g_j \int_{\Omega_0} \epsilon_i^W \epsilon_j^W J d\Omega. \quad (59)$$

To simplify the notation, we define an inner product in W_h , $\langle \cdot, \cdot \rangle : W_h \times W_h \mapsto \mathbb{R}$ as

$$\langle f_h, g_h \rangle_{\Omega_0} := \int_{\Omega_0} f_h g_h J d\Omega_0, \quad \text{with } f_h, g_h \in W_h. \quad (60)$$

Therefore we may write

$$\langle \tilde{f}_h, \tilde{g}_h \rangle_\Omega = \langle (\Phi_0^*)^{-1} [f_h], (\Phi_0^*)^{-1} [g_h] \rangle_\Omega = \langle f_h, g_h \rangle_{\Omega_0}. \quad (61)$$

3.4.2. $\tilde{U}_h \subset H(\text{div}, \Omega)$

Any polynomial vector field $\tilde{u}_h \in U_h \subset H(\text{div}, \Omega_0)$, as was seen in Section 2.3, (18), can be written as

$$\tilde{u}_h = \sum_{i=1}^{2p(p+1)} u_i \tilde{\epsilon}_i^U, \quad (62)$$

with $\tilde{\epsilon}_i^U$, $i = 1, \dots, 2p(p+1)$, the basis functions of the space U_h , such that $U_h := \text{span}\{\tilde{\epsilon}_1^U(\xi, \eta), \dots, \tilde{\epsilon}_{2p(p+1)}^U(\xi, \eta)\}$, p the polynomial degree, and $(\xi, \eta) \in \Omega_0 = [-1, 1] \times [-1, 1]$, as before.

To construct the vector field $\tilde{u}_h \in \tilde{U}_h$ we simply apply the transformation $(\Phi_{1,\text{div}}^*)^{-1}$, (46)

$$\tilde{u}_h := \sum_{i=1}^{2p(p+1)} u_i (\Phi_{1,\text{div}}^*)^{-1} [\tilde{\epsilon}_i^U] = \sum_{i=1}^{2p(p+1)} u_i \frac{1}{J} \mathbf{J}(\tilde{\epsilon}_i^U \circ \Phi^{-1}) := \sum_{i=1}^{2p(p+1)} u_i \tilde{\epsilon}_i^U, \quad (63)$$

where we have defined the basis function $\tilde{\epsilon}_i^U$ of the space \tilde{U}_h as

$$\tilde{\epsilon}_i^U := \frac{1}{J} \mathbf{J}(\tilde{\epsilon}_i^U \circ \Phi^{-1}), \quad i = 1, \dots, 2p(p+1). \quad (64)$$

The inner product between two vector fields $\tilde{u}_h, \tilde{v}_h \in \tilde{U}_h$ follows directly

$$\langle \tilde{u}_h, \tilde{v}_h \rangle_\Omega \stackrel{(64)}{=} \left\langle \sum_{i=1}^{2p(p+1)} u_i \frac{1}{J} \mathbf{J}(\tilde{\epsilon}_i^U \circ \Phi^{-1}), \sum_{j=1}^{2p(p+1)} v_j \frac{1}{J} \mathbf{J}(\tilde{\epsilon}_j^U \circ \Phi^{-1}) \right\rangle_\Omega \stackrel{(53)}{=} \sum_{i,j=1}^{2p(p+1)} u_i v_j \int_\Omega \frac{1}{J^2} \mathbf{J}(\tilde{\epsilon}_i^U \circ \Phi^{-1}) \cdot \mathbf{J}(\tilde{\epsilon}_j^U \circ \Phi^{-1}) d\Omega. \quad (65)$$

If we now apply the transformation Φ_2^* , (35), to the integrand, we transform the integral into an integral in Ω_0 without changing its value

$$\langle \tilde{u}_h, \tilde{v}_h \rangle_\Omega = \sum_{i,j=1}^{2p(p+1)} u_i v_j \int_\Omega \frac{1}{J^2} \mathbf{J}(\tilde{\epsilon}_i^U \circ \Phi^{-1}) \cdot \mathbf{J}(\tilde{\epsilon}_j^U \circ \Phi^{-1}) d\Omega \stackrel{(37)}{=} \sum_{i,j=1}^{2p(p+1)} u_i v_j \int_{\Omega_0} (\mathbf{J} \tilde{\epsilon}_i^U) \cdot (\mathbf{J} \tilde{\epsilon}_j^U) \frac{1}{J} d\Omega_0. \quad (66)$$

If we manipulate this last expression we may write it in a more simplified way as

$$\sum_{i,j=1}^{2p(p+1)} u_i v_j \int_{\Omega_0} (\mathbf{J} \tilde{\epsilon}_i^U) \cdot (\mathbf{J} \tilde{\epsilon}_j^U) \frac{1}{J} d\Omega_0 = \sum_{i,j=1}^{2p(p+1)} u_i v_j \int_{\Omega_0} (\tilde{\epsilon}_i^U)^\top \mathbf{G} \tilde{\epsilon}_j^U d\Omega_0, \quad (67)$$

where we have defined

$$\mathbf{G} := \frac{1}{J} \mathbf{J}^\top \mathbf{J}. \quad (68)$$

To further simplify the notation, we introduce an inner product in U_h , $\langle \cdot, \cdot \rangle : U_h \times U_h \mapsto \mathbb{R}$ as

$$\langle \vec{u}_h, \vec{v}_h \rangle_{\Omega_0} := \int_{\Omega_0} \vec{u}_h^\top \mathbf{G} \vec{v}_h \, d\Omega_0, \quad \text{with } \vec{u}_h, \vec{v}_h \in U_h. \quad (69)$$

Therefore we may write

$$\langle \vec{u}_h, \vec{v}_h \rangle_\Omega = \langle (\Phi_{1,\text{div}}^*)^{-1} [\vec{u}_h], (\Phi_{1,\text{div}}^*)^{-1} [\vec{v}_h] \rangle_\Omega = \langle \vec{u}_h, \vec{v}_h \rangle_{\Omega_0}. \quad (70)$$

3.4.3. $\tilde{Q}_h \subset L^2(\Omega)$

We have introduced in Section 2.3 the basis functions for the space $Q_h \subset H(\text{rot}, \Omega_0)$ such that

$$Q_h := \text{span}\{\epsilon_1^Q(\xi, \eta), \dots, \epsilon_{p^2}^Q(\xi, \eta)\},$$

where as before p is the polynomial degree of the basis functions, and $(\xi, \eta) \in \Omega_0 = [-1, 1] \times [-1, 1]$. Therefore any function $f_h \in Q_h$ may be written as a linear combination of the basis functions, (20),

$$f_h = \sum_{i=1}^{p^2} f_i \epsilon_i^Q. \quad (71)$$

If we apply the transformation rule $(\Phi_1^*)^{-1}$, (36), to $f_h \in Q_h$ we obtain $\tilde{f}_h \in \tilde{Q}_h$, its polynomial expansion in the physical domain Ω

$$\tilde{f}_h := \sum_{i=1}^{p^2} f_i (\Phi_2^*)^{-1} [\epsilon_i^Q] := \sum_{i=1}^{p^2} f_i (\epsilon_i^Q \circ \Phi^{-1}) \frac{1}{J} := \sum_{i=1}^{p^2} f_i \tilde{\epsilon}_i^Q, \quad (72)$$

where we have defined the basis functions $\tilde{\epsilon}_i^Q$ of the space \tilde{Q}_h as

$$\tilde{\epsilon}_i^Q := \frac{1}{J} (\epsilon_i^Q \circ \Phi^{-1}), \quad i = 1, \dots, p^2. \quad (73)$$

Therefore, the inner product between two scalar functions $\tilde{f}_h, \tilde{g}_h \in \tilde{Q}_h$ is

$$\langle \tilde{f}_h, \tilde{g}_h \rangle_\Omega \stackrel{(72)}{=} \left\langle \sum_{i=1}^{p^2} f_i \frac{1}{J} (\epsilon_i^Q \circ \Phi^{-1}), \sum_{j=1}^{p^2} g_j \frac{1}{J} (\epsilon_j^Q \circ \Phi^{-1}) \right\rangle_\Omega \stackrel{(53)}{=} \sum_{i,j}^{p^2} f_i g_j \int_\Omega (\epsilon_i^Q \circ \Phi^{-1}) (\epsilon_j^Q \circ \Phi^{-1}) \frac{1}{J^2} d\Omega. \quad (74)$$

As before, we may now apply the transformation Φ_2^* , (35), to the integrand in order to transform the integral into an integral in Ω_0 without changing the value of the integral

$$\langle \tilde{f}_h, \tilde{g}_h \rangle_\Omega = \sum_{i,j}^{p^2} f_i g_j \int_\Omega (\epsilon_i^Q \circ \Phi^{-1}) (\epsilon_j^Q \circ \Phi^{-1}) \frac{1}{J^2} d\Omega \stackrel{(37)}{=} \sum_{i,j}^{p^2} f_i g_j \int_{\Omega_0} \epsilon_i^Q \epsilon_j^Q \frac{1}{J} d\Omega. \quad (75)$$

To simplify the notation, we define an inner product in Q_h , $\langle \cdot, \cdot \rangle : Q_h \times Q_h \mapsto \mathbb{R}$ as

$$\langle f_h, g_h \rangle_{\Omega_0} := \int_{\Omega_0} f_h g_h \frac{1}{J} d\Omega_0, \quad \text{with } f_h, g_h \in Q_h. \quad (76)$$

Therefore we may write

$$\langle \tilde{f}_h, \tilde{g}_h \rangle_\Omega = \langle (\Phi_2^*)^{-1} [f_h], (\Phi_2^*)^{-1} [g_h] \rangle_\Omega = \langle f_h, g_h \rangle_{\Omega_0}. \quad (77)$$

3.5. Exact topological relations

In Section 2.4 we showed that the mixed mimetic spectral element basis functions based on geometric degrees of freedom enables the exact representation of topological relations. We wish to show here that by using these basis functions together with the transformation rules for scalar and vector fields introduced in Section 3.1.1 and Section 3.1.2, respectively, we are able to exactly represent these topological relations even on non-affine geometries.

To make the demonstration more compact we will use the symbols Λ^i and Λ_h^i , with $i = \{0, 1, 2\}$, to represent the continuum function spaces used in this work and their corresponding discrete counterparts

$$\begin{aligned}\Lambda^0(\Omega_0) &:= H(\text{rot}, \Omega_0), & \Lambda^1(\Omega_0) &:= H(\text{div}, \Omega_0), & \Lambda^2(\Omega_0) &:= L^2(\Omega_0), \\ \Lambda_h^0(\Omega_0) &:= W_h, & \Lambda_h^1(\Omega_0) &:= U_h, & \Lambda_h^2(\Omega_0) &:= Q_h.\end{aligned}\quad (78)$$

and

$$\begin{aligned}\Lambda^0(\Omega) &:= H(\text{rot}, \Omega), & \Lambda^1(\Omega) &:= H(\text{div}, \Omega), & \Lambda^2(\Omega) &:= L^2(\Omega), \\ \Lambda_h^0(\Omega) &:= \tilde{W}_h, & \Lambda_h^1(\Omega) &:= \tilde{U}_h, & \Lambda_h^2(\Omega) &:= \tilde{Q}_h.\end{aligned}\quad (79)$$

We will also use the symbol D^i , with $i = \{0, 1\}$, to represent the two differential operators

$$\begin{aligned}D^0 &:= \nabla^\perp, & D^1 &:= \nabla \cdot, \\ \tilde{D}^0 &:= \tilde{\nabla}^\perp, & \tilde{D}^1 &:= \tilde{\nabla} \cdot.\end{aligned}\quad (80)$$

We wish to demonstrate that even on non-affine meshes, without exact integration, this formulation allows for an exact representation of topological relations of the type

$$\tilde{D}^i \tilde{f}_h^{(i)} = \tilde{g}_h^{(i+1)}, \quad (81)$$

with $\tilde{f}_h^{(i)} \in \Lambda_h^i(\Omega)$ and $\tilde{g}_h^{(i+1)} \in \Lambda_h^{i+1}(\Omega)$. We have seen that we can expand the discrete function \tilde{f}_h and \tilde{g}_h as a linear combination of the basis functions, see (16), (18), and (20), such that (81) can be rewritten as

$$\tilde{D}^i \sum_{n=1}^{\dim \Lambda_h^i(\Omega)} f_n \tilde{\epsilon}_n^i = \sum_{n=1}^{\dim \Lambda_h^{i+1}(\Omega)} g_n \tilde{\epsilon}_n^{i+1}, \quad (82)$$

where we have removed the tilde from the coefficients f_n and g_n because these are coefficients associated to the geometric degrees of freedom and, therefore, are invariant under the transformation rules, as shown in Section 3.1.1 and Section 3.1.2. Since we are in a finite element setting, this equation will appear as a weak formulation

$$\sum_{n=1}^{\dim \Lambda_h^i(\Omega)} f_n \langle \tilde{D}^i \tilde{\epsilon}_n^i, \tilde{\epsilon}_m^{i+1} \rangle_\Omega = \sum_{n=1}^{\dim \Lambda_h^{i+1}(\Omega)} g_n \langle \tilde{\epsilon}_n^{i+1}, \tilde{\epsilon}_m^{i+1} \rangle_\Omega, \quad \text{with } m = \{1, \dots, \dim \Lambda_h^{i+1}(\Omega)\}. \quad (83)$$

We have also seen that the basis functions in Ω and Ω_0 are related by the transformation rules, see (57), (64), and (73), therefore we may rewrite (83) as

$$\begin{aligned}\sum_{n=1}^{\dim \Lambda_h^i(\Omega)} f_n \langle \tilde{D}^i (\Phi_{i+1}^*)^{-1} [\epsilon_n^i], (\Phi_{i+1}^*)^{-1} [\epsilon_m^{i+1}] \rangle_\Omega &= \sum_{n=1}^{\dim \Lambda_h^{i+1}(\Omega)} g_n \langle (\Phi_{i+1}^*)^{-1} [\epsilon_n^{i+1}], (\Phi_{i+1}^*)^{-1} [\epsilon_m^{i+1}] \rangle_\Omega, \\ &\text{with } m = \{1, \dots, \dim \Lambda_h^{i+1}(\Omega_0)\}.\end{aligned}\quad (84)$$

Using the commuting relation between the differential operators and the transformation rules, (47), yields

$$\begin{aligned}\sum_{n=1}^{\dim \Lambda_h^i(\Omega)} f_n \langle (\Phi_{i+1}^*)^{-1} [D^i \epsilon_n^i], (\Phi_{i+1}^*)^{-1} [\epsilon_m^{i+1}] \rangle_\Omega &= \sum_{n=1}^{\dim \Lambda_h^{i+1}(\Omega)} g_n \langle (\Phi_{i+1}^*)^{-1} [\epsilon_n^{i+1}], (\Phi_{i+1}^*)^{-1} [\epsilon_m^{i+1}] \rangle_\Omega, \\ &\text{with } m = \{1, \dots, \dim \Lambda_h^{i+1}(\Omega_0)\}.\end{aligned}\quad (85)$$

If we now use (61), (70), and (77), we obtain

$$\sum_{n=1}^{\dim \Lambda_h^i(\Omega)} f_n \langle D^i \epsilon_n^i, \epsilon_m^{i+1} \rangle_{\Omega_0} = \sum_{n=1}^{\dim \Lambda_h^{i+1}(\Omega)} g_n \langle \epsilon_n^{i+1}, \epsilon_m^{i+1} \rangle_{\Omega_0}, \quad \text{with } m = \{1, \dots, \dim \Lambda_h^{i+1}(\Omega_0)\}. \quad (86)$$

These inner products correspond to integrals involving geometric terms, see (60), (69), and (76), therefore may only be approximated by numerical quadrature. This means that these relations may only be approximated. Hence, their exact topological nature is lost.

Within the mixed mimetic spectral element formulation we may use the incidence matrices to exactly express $D^i \epsilon_n^i$ as a linear combination of the basis ϵ_n^{i+1} , see (22) and (24). Using this in (86) gives

$$\sum_{n,j=1}^{\dim \Lambda_h^i(\Omega), \dim \Lambda_h^{i+1}(\Omega)} \mathbf{E}_{jn}^{i+1,i} f_n \langle \epsilon_j^{i+1}, \epsilon_m^{i+1} \rangle_{\Omega_0} = \sum_{n=1}^{\dim \Lambda_h^{i+1}(\Omega)} g_n \langle \epsilon_n^{i+1}, \epsilon_m^{i+1} \rangle_{\Omega_0}, \quad \text{with } m = \{1, \dots, \dim \Lambda_h^{i+1}(\Omega_0)\}. \quad (87)$$

In compact matrix notation (87) becomes

$$\mathbf{M}^{i+1} \mathbf{E}^{i+1,i} \mathbf{f} = \mathbf{M}^{i+1} \mathbf{g}, \quad (88)$$

with $\mathbf{M}_{j,m}^{i+1} := \langle \epsilon_j^{i+1}, \epsilon_m^{i+1} \rangle_{\Omega_0}$. Since \mathbf{M}^{i+1} is an invertible matrix, we can simply eliminate it from both sides of (87), yielding once more the exact topological relations

$$\mathbf{E}^{i+1,i} \mathbf{f} = \mathbf{g}. \quad (89)$$

This means that by using the mixed mimetic spectral element method together with the transformation rules discussed before, we are able to exactly represent the topological relations on non-affine geometries. Moreover, this may be achieved without exact integration.

4. Solution of the shallow water equations

The shallow water equations are given in rotational form for the velocity \vec{u} and the fluid depth h as

$$\frac{\partial \vec{u}}{\partial t} = -(\omega + f) \times \vec{u} - \nabla \left(\frac{1}{2} \vec{u} \cdot \vec{u} + gh \right) - c_0 \Delta^2 \vec{u}, \quad (90a)$$

$$\frac{\partial h}{\partial t} = -\nabla \cdot \vec{F}, \quad (90b)$$

where $g = 9.80616 \text{ m/s}^2$ is the acceleration due to the earth's gravity, $f = 2\Omega \sin(\phi)$ is the Coriolis term (for angular frequency $\Omega = 7.292 \times 10^{-5} \text{ s}^{-1}$ and latitude ϕ), c_0 is the biharmonic viscosity coefficient and Δ is the Laplacian operator. The vorticity ω and the mass flux \vec{F} are given respectively by the diagnostic equations

$$\omega = \nabla \times \vec{u}, \quad (91a)$$

$$\vec{F} = h \vec{u}. \quad (91b)$$

Our formulation here differs from that in LPG18 and other mimetic constructions of the shallow water equations [2, 3, 9]. This is because we are not here concerned with the conservation of potential enstrophy hq^2 , where q is the potential vorticity $q = (\omega + f)/h$. In LPG18 we showed that potential enstrophy conservation is contingent on exact integration due to the requirement that the chain rule for the relation $\nabla q_h^2 = 2q_h \nabla q_h$ hold in the discrete form. Here we abandon this aspiration because (i) it allows us to use inexact quadrature, leading to diagonal mass matrices for basis functions in W_h and (ii) because our geometry is non-affine and accounts for higher order curvature of the sphere, exact integration of inner products including metric terms which account for this curvature would require an extremely high quadrature order, which would be prohibitively expensive to compute.

Before discretizing the system (90) (91), we first express these in the continuous weak form, by multiplying (90a) by $\vec{v} \in H(\text{div}, \Omega)$, (91a) by $\eta \in H(\text{rot}, \Omega)$, and (91b) by $\vec{\mu} \in L_2(\Omega)$, and integrating over the domain Ω , using standard

inner product notation of the form $\langle f, g \rangle_\Omega = \int_\Omega f \cdot g d\Omega$. Note that we have not expressed (90b) in the weak form, since the divergence theorem is satisfied point wise in the strong form, and that the biharmonic viscosity has been omitted (this will be addressed in Section 4.2). This gives

$$\left\langle \vec{v}, \frac{\partial \vec{u}}{\partial t} \right\rangle_\Omega = -\langle \vec{v}, (\omega + f) \times \vec{u} \rangle_\Omega + \left\langle \nabla \cdot \vec{v}, \frac{1}{2} \vec{u} \cdot \vec{u} + gh \right\rangle_\Omega \quad \forall \vec{v} \in H(\text{div}, \Omega), \quad (92a)$$

$$\frac{\partial h}{\partial t} = -\nabla \cdot \vec{F}, \quad (92b)$$

$$\langle \eta, \omega \rangle_\Omega = -\langle \nabla^\perp \eta, \vec{u} \rangle_\Omega \quad \forall \eta \in H(\text{rot}, \Omega), \quad (92c)$$

$$\langle \vec{\mu}, \vec{F} \rangle_\Omega = \langle \vec{\mu}, h \vec{u} \rangle_\Omega \quad \forall \vec{\mu} \in H(\text{div}, \Omega), \quad (92d)$$

where we have applied the continuous form of the adjoint relations in (28) and (26) to the differential operators in (92a) and (92c) respectively.

As in LPG18 we discretize (92) with $w_h, f_h \in W_h$, $\vec{u}_h, \vec{F}_h \in U_h$ and $h_h \in Q_h$. Note that in LPG18 we also solved for the kinetic energy per unit mass $K_h \in Q_h$, however here we directly project $\vec{u}_h \cdot \vec{u}_h$ onto the test functions ϵ_i^Q . Multiplying (90a) and (91b) by $\vec{\epsilon}_i^U$ and (91a) by ϵ_i^Q , and integrating over the domain Ω leads to the discrete system

$$\sum_{i=1}^{d_U} \langle \vec{\epsilon}_j^U, \vec{\epsilon}_i^U \rangle_\Omega \frac{du_i}{dt} = - \sum_{i=1}^{d_U} \langle \vec{\epsilon}_j^U, (\omega_h + f_h) \times \vec{\epsilon}_i^U \rangle_\Omega u_i + g \sum_{i,k=1}^{d_Q} (\mathbf{E}_{k,j}^{2,1})^\top \langle \epsilon_k^Q, \epsilon_i^Q \rangle_\Omega h_i + \frac{1}{2} \sum_{i=1}^{d_U} \sum_{k=1}^{d_Q} (\mathbf{E}_{k,j}^{2,1})^\top \langle \epsilon_k^Q, \vec{u}_h \cdot \vec{\epsilon}_i^U \rangle_\Omega u_i, \quad (93a)$$

$$\frac{dh_j}{dt} = - \sum_{i=1}^{d_U} \mathbf{E}_{ji}^{2,1} F_i, \quad (93b)$$

$$\sum_{i=1}^{d_W} \langle \epsilon_j^W, \epsilon_i^W \rangle_\Omega \omega_i = - \sum_{i,k=1}^{d_U} (\mathbf{E}_{k,j}^{1,0})^\top \langle \vec{\epsilon}_k^U, \vec{\epsilon}_i^U \rangle_\Omega u_i + \sum_{i=1}^{d_W} \langle \epsilon_j^W, \epsilon_i^W \rangle_\Omega f_i, \quad (93c)$$

$$\sum_{i=1}^{d_U} \langle \vec{\epsilon}_j^U, \vec{\epsilon}_i^U \rangle_\Omega F_i = \sum_{i=1}^{d_U} \langle \vec{\epsilon}_j^U, h_h \vec{\epsilon}_i^U \rangle_\Omega u_i, \quad (93d)$$

where the differential operators in (93) are derived from the weak form relations (29) and (27). Note that we have not applied a Galerkin projection for (93b). This is because the divergence operator holds point-wise in the strong form as given in (24). Note also that we have omitted the biharmonic viscosity term, as this will be discussed later.

We may alternatively express (93) in matrix form for each element. First we define a set of matrices corresponding to the evaluation of basis functions at quadrature points as

$$\mathbf{A} : \mathbf{A}_{i,j} = \epsilon_j^W(\vec{q}_i(\xi_a, \eta_b)) \quad \mathbf{B} : \mathbf{B}_{i,j} = \vec{\epsilon}_j^U(\vec{q}_i(\xi_a, \eta_b)) \quad \mathbf{C} : \mathbf{C}_{i,j} = \epsilon_j^Q(\vec{q}_i(\xi_a, \eta_b)) \quad (94)$$

where $\vec{q}_i(\xi_a, \eta_b)$ is the i^{th} quadrature point in the canonical domain of the element $\Omega = [-1, 1] \times [-1, 1] \subset \mathbb{R}^2$, for $i = b(p+1) + a + 1$, and j is the basis function index. In addition to these we also introduce the matrix \mathbf{P} , which gives the values of the $H(\text{div}; \Omega)$ form of the Piola transformation [6, 17, 18], as derived in (46), at each quadrature point,

and is structured as

$$\mathbf{P} = \begin{bmatrix} \frac{\cos(\phi)\theta_{,\xi}|_{q_1}}{\det(J|_{q_1})} & \frac{\cos(\phi)\theta_{,\eta}|_{q_1}}{\det(J|_{q_1})} & 0 & 0 & \dots & 0 & 0 \\ \frac{\phi_{,\xi}|_{q_1}}{\det(J|_{q_1})} & \frac{\phi_{,\eta}|_{q_1}}{\det(J|_{q_1})} & 0 & 0 & \dots & 0 & 0 \\ 0 & 0 & \frac{\cos(\phi)\theta_{,\xi}|_{q_2}}{\det(J|_{q_1})} & \frac{\cos(\phi)\theta_{,\eta}|_{q_2}}{\det(J|_{q_1})} & \dots & 0 & 0 \\ 0 & 0 & \frac{\phi_{,\xi}|_{q_2}}{\det(J|_{q_1})} & \frac{\phi_{,\eta}|_{q_2}}{\det(J|_{q_1})} & \dots & 0 & 0 \\ \vdots & \vdots & \vdots & \vdots & \ddots & 0 & 0 \\ 0 & 0 & 0 & 0 & 0 & \frac{\cos(\phi)\theta_{,\xi}|_{q_2}}{\det(J|_{q_1})} & \frac{\cos(\phi)\theta_{,\eta}|_{q_2}}{\det(J|_{q_1})} \\ 0 & 0 & 0 & 0 & 0 & \frac{\phi_{,\xi}|_{q_2}}{\det(J|_{q_1})} & \frac{\phi_{,\eta}|_{q_2}}{\det(J|_{q_1})} \end{bmatrix}, \quad (95)$$

where

$$J|_{q_i} = \begin{bmatrix} \cos(\phi)\theta_{,\xi}|_{q_i} & \cos(\phi)\theta_{,\eta}|_{q_i} \\ \phi_{,\xi}|_{q_i} & \phi_{,\eta}|_{q_i} \end{bmatrix} \quad (96)$$

is the Jacobian evaluated at quadrature point $q_i(\xi, \eta)$, and $\det(J|_{q_i})$ is its determinant. Note that the \vec{e}_θ terms have been scaled by $\cos(\phi)$, since $d\vec{\theta} = \cos(\phi)d\theta\vec{e}_\theta + d\phi\vec{e}_\phi$ for $\vec{\theta} = (\theta\vec{e}_\theta, \phi\vec{e}_\phi)$, where \vec{e}_θ is the zonal direction and \vec{e}_ϕ is the meridional direction. The specifics of the implementation of the Jacobian terms can be found in [31].

We also introduce a diagonal matrix \mathbf{D} which contains the Jacobian determinant evaluated at each quadrature point q_i , and a second diagonal matrix \mathbf{W} , which corresponds to the weights of the quadrature points within the canonical element. Using these operators, local degrees of freedom $\boldsymbol{\omega} := [\omega_1, \dots, \omega_{d_w}]^\top$, $\mathbf{u} := [u_1, \dots, u_{d_U}]^\top$, and $\mathbf{h} := [h_1, \dots, h_{d_Q}]^\top$, may be mapped to global spherical coordinates via (32), (46) and (36) respectively as

$$\boldsymbol{\omega}_g = \mathbf{A}\boldsymbol{\omega}, \quad (97a)$$

$$\mathbf{u}_g = \mathbf{P}\mathbf{B}\mathbf{u} = \hat{\mathbf{B}}\mathbf{u}, \quad (97b)$$

$$\mathbf{h}_g = \mathbf{D}^{-1}\mathbf{C}\mathbf{h} = \hat{\mathbf{C}}\mathbf{h}. \quad (97c)$$

Note that no mapping from local to global coordinates is required for variables in W_h .

For \mathbf{P} in (95) the vector component represents the minor index for each row and column and the quadrature point is the major index. For all other matrices operating on vector fields in U_h this convention also applies, that is the minor index is the vector component and the major index corresponds to the quadrature point or basis function. Having established this convention we introduce four other pieces of notation: a subscript 2, which when applied to a diagonal matrix as \mathbf{X}_2 creates a minor index of length 2 by repeating the entries of the scalar field; a subscript d , which when applied to a vector as \mathbf{x}_d converts this to a diagonal matrix; a superscript \perp , which when applied to a matrix as \mathbf{X}^\perp or a vector as \mathbf{x}^\perp rotates the minor index components by $\pi/2$ radians by the rotational matrix

$$\begin{bmatrix} 0 & -1 \\ 1 & 0 \end{bmatrix}; \quad (98)$$

and the operator $\bar{\cdot}$, which takes an inner product over the minor indices. Having outlined this notation, we can represent (93) in matrix form including the metric transformations as

$$\hat{\mathbf{B}}^\top \mathbf{D}_2 \mathbf{W}_2 \hat{\mathbf{B}} \frac{\partial \mathbf{u}}{\partial t} = -\hat{\mathbf{B}}^\top \mathbf{D}_2 \mathbf{W}_2 (\mathbf{A}(\boldsymbol{\omega} + \mathbf{f}))_{d,2} \hat{\mathbf{B}}^\perp \mathbf{u}^\perp + (\mathbf{E}^{2,1})^\top \hat{\mathbf{C}}^\top \mathbf{D} \mathbf{W} (0.5(\hat{\mathbf{B}}\mathbf{u})_d \bar{\hat{\mathbf{B}}}\mathbf{u} + g\hat{\mathbf{C}}\mathbf{h}), \quad (99a)$$

$$\frac{\partial \mathbf{h}}{\partial t} = -\mathbf{E}^{2,1} \mathbf{F}, \quad (99b)$$

$$\mathbf{A}^\top \mathbf{D} \mathbf{W} \mathbf{A} \boldsymbol{\omega} = -(\mathbf{E}^{1,0})^\top \hat{\mathbf{B}}^\top \mathbf{D}_2 \mathbf{W}_2 \hat{\mathbf{B}} \mathbf{u}, \quad (99c)$$

$$\hat{\mathbf{B}}^\top \mathbf{D}_2 \mathbf{W}_2 \hat{\mathbf{B}} \mathbf{F} = \hat{\mathbf{B}} \mathbf{D}_2 \mathbf{W}_2 (\hat{\mathbf{C}}\mathbf{h})_{d,2} \hat{\mathbf{B}} \mathbf{u}, \quad (99d)$$

where $\mathbf{F} := [F_1, \dots, F_{d_U}]^\top$, and the mass matrices on the left hand sides of (99a), and (99d) are the matrix forms of the inner product relation (67), and the left hand side of (99c) is the matrix form of (60). Note that since we are using inexact quadrature, such that the quadrature points are collocated with the nodal points, the matrix \mathbf{A} is diagonal, and so taking the transpose of this in (99c) is unnecessary, however we keep this in for completeness.

4.1. Conservation

In LPG18 we followed the work of [2, 3] to demonstrate the conservation properties of the discrete form of the shallow water equations using mixed mimetic spectral elements. Here we simply re-state the principle criteria for conservation of the various moments.

- Mass, $\frac{d}{dt} \int h_h d\Omega = 0$: Point-wise conservation due to the strong form representation of the divergence theorem (24).
- Vorticity, $\frac{d}{dt} \int w_h d\Omega = 0$: Weak form conservation due to the annihilation of the gradient by the curl (30), and the mapping of basis functions in W_h into basis functions in U_h by the discrete *rot* operator (22).
- Energy, $\frac{d}{dt} \langle h_h, \frac{1}{2} \vec{u}_h \cdot \vec{u}_h + \frac{1}{2} g h_h \rangle_\Omega = 0$: Orthogonality of \vec{u}_h and $(\omega_h + f_h) \times \vec{u}_h$ (or alternatively the anti-symmetry of the convective operator in (99a) [32]) and the adjoint relationship between *grad* and *div* (28) [33].

4.2. Biharmonic viscosity

We also apply a biharmonic viscosity operator to (99a) of the form $c_0 \Delta_h^2 \vec{u}_h$, where $c_0 = 0.0718 \Delta x^{3.2}$, as derived from previous spectral element simulations [31], and Δx is the average nodal grid spacing on the cubed sphere. The Laplacian operator is applied via the vector identity $\Delta \vec{u} = \nabla(\nabla \cdot \vec{u}) + \nabla^\perp(\nabla \times \vec{u})$. The continuous weak form is given via the Helmholtz decomposition [14] as

$$\langle \eta, \omega \rangle_\Omega = -\langle \nabla^\perp \eta, \vec{u} \rangle_\Omega \quad \forall \eta \in H(\text{rot}, \Omega), \quad (100a)$$

$$\vec{r} = \nabla^\perp \omega, \quad (100b)$$

$$\delta = \nabla \cdot \vec{u}, \quad (100c)$$

$$\langle \vec{v}, \vec{d} \rangle_\Omega = -\langle \nabla \cdot \vec{v}, \delta \rangle_\Omega \quad \forall \vec{v} \in H(\text{div}, \Omega), \quad (100d)$$

$$\Delta \vec{u} = \vec{f} + \vec{d}. \quad (100e)$$

Note that (100b) and (100c) are expressed in the strong form since the *rot* and *div* operators are applied point wise. The equivalent discrete matrix form of the Laplacian is then given as

$$\mathbf{A}^\top \mathbf{D} \mathbf{W} \mathbf{A} \omega = -(\mathbf{E}^{1,0})^\top \hat{\mathbf{B}}^\top \mathbf{D}_2 \mathbf{W}_2 \hat{\mathbf{B}} \mathbf{u}, \quad (101a)$$

$$\mathbf{r} = \mathbf{E}^{1,0} \omega, \quad (101b)$$

$$\delta = \mathbf{E}^{2,1} \mathbf{u}, \quad (101c)$$

$$\hat{\mathbf{B}}^\top \mathbf{D}_2 \mathbf{W}_2 \hat{\mathbf{B}} \mathbf{d} = -(\mathbf{E}^{2,1})^\top \hat{\mathbf{C}}^\top \mathbf{D} \mathbf{W} \hat{\mathbf{C}} \delta, \quad (101d)$$

$$\Delta_h \mathbf{u} = \mathbf{d} + \mathbf{r}, \quad (101e)$$

where $\mathbf{d} := [d_1, \dots, d_{d_U}]^\top$, $\mathbf{r} := [r_1, \dots, r_{d_U}]^\top$, and $\delta := [\delta_1, \dots, \delta_{d_Q}]^\top$ is the divergence. The biharmonic viscosity is then determined by applying this process a second time.

4.3. Implementation

We solve the explicit system (93) using a stiffly stable second order Runge-Kutta time integrator [34] of the form

$$\mathbf{y}' = \mathbf{y}^n - \Delta t G(\mathbf{y}^n), \quad \mathbf{y}^{n+1} = \mathbf{y}^n - \frac{1}{2} \Delta t (G(\mathbf{y}^n) + G(\mathbf{y}'))$$

for $y = [\vec{u}, h]^\top$, $G = [(\omega + f) \times \vec{u} + \nabla(\frac{1}{2}\vec{u} \cdot \vec{u} + gh) + c_0 \Delta^2 \vec{u}, \nabla \cdot \vec{F}]^\top$.

The geometry of the element corners on the cubed sphere is derived from the gnomonic projection in [35], with the geometry of the internal and edge nodes of the element determined from the Jacobian mapping [31]. The topological ordering of the faces is the same as for the C-CAM model, a C-grid finite difference model on the cubed sphere [36]. This ensures that the orientation of the edges is the same across for all faces, and the sign of the Jacobian determinant does not change. The PETSc library [37–39] is used to scatter data from global to local vectors and vice versa, as well as to assemble matrices in parallel and to solve linear systems. A simple parallel decomposition is applied whereby each face of the cubed sphere is divided into n regions in each dimension such that the total number of processors for the cubed sphere is $6 \times n^2$.

5. Results

We validate the model using standard test cases [40, 41]. These are used to validate both the spectral convergence of errors for analytical solutions, as well as the mimetic conservation properties of the scheme.

5.1. Williamson test case 2 (exact steady state solution)

The first test case [40] is an exact steady state solution for the inviscid ($c_0 = 0$) rotating shallow water equations (test case 2). We use this to validate the spectral convergence of errors in the model. We run the test for 5 days of simulation time with $\alpha = \pi/4$, such that the flow contains a significant meander, in order to avoid the fortuitous cancellation of errors that may occur in a flow that is aligned with the global coordinate system ($\alpha = 0.0$).

Figure 2 shows both the L_2 errors for the absolute vorticity, $\omega_h + f_h$, \vec{u}_h and h_h (left), and the convergence of errors between resolutions of $N_e = 4$, $N_e = 8$ and $N_e = 16$ with time (right), where N_e is the number of elements in each dimension for each face of the cubed sphere. The convergence is determined by taking the \log_2 of the ratio of the errors between higher and lower resolutions, in order to show the rate at which these reduce as the resolution is halved. The error convergence for $p = 3$ basis functions are almost precisely 3rd order between nodal resolutions of $\Delta x = 834\text{km}$, $\Delta x = 417\text{km}$ and $\Delta x = 207\text{km}$ at the equator (the anticipated spectral convergence rate for $p = 3$) for h_h , while errors for $\omega_h + f_h$ and \vec{u}_h vary somewhat with time. The fact that the error convergence for $\omega_h + f_h$ and \vec{u}_h is greater than 3rd order after the initial spin up stage is thought to be because the nodal basis functions $l_i(\xi)$ are a degree higher than the edge functions $e_i(\xi)$, and the basis functions for $\vec{u}_h \in U_h$ are comprised of nodal functions in one dimension, while the basis functions for $\omega_h + f_h \in W_h$ are composed of nodal basis functions in both dimensions. The fact that errors for $\omega_h + f_h$ are somewhat lower than those for \vec{u}_h despite the use of nodal basis functions in both dimensions is perhaps because we do not explicitly solve for $\omega_h + f_h$, but rather diagnose it in the weak form.

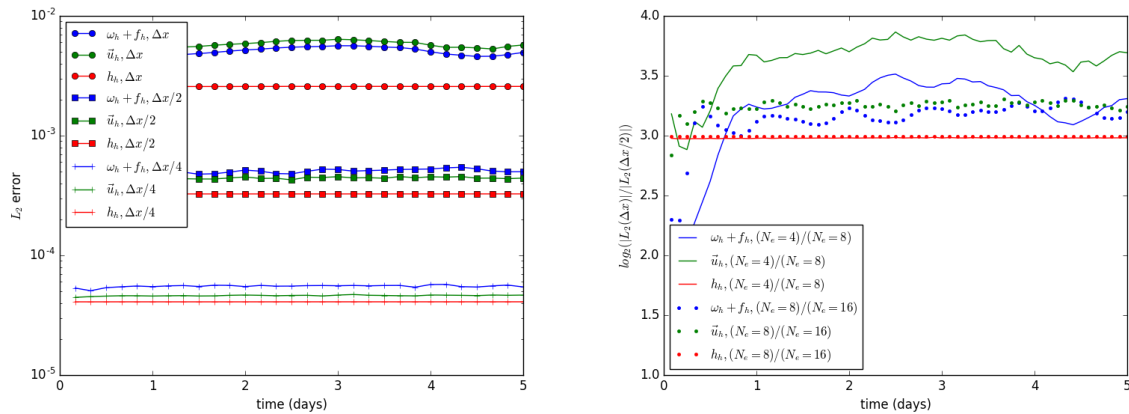


Figure 2: L_2 errors for vorticity, velocity and depth with time for Williamson test case 2 with $p = 3$ (left), and \log_2 of the ratio of L_2 errors between $N_e = 4$ ($\Delta t = 240\text{s}$), $N_e = 8$ ($\Delta t = 120\text{s}$) and $N_e = 16$ ($\Delta t = 60\text{s}$) (right). Error convergence is approximately 3rd order for all variables.

Results are broadly similar in the L_1 norm, with the convergence is somewhat less even in the L_∞ norm, as shown in Fig. 3. This is to be expected since the cubed sphere mesh is non-uniform, so the spread of errors may vary spatially. The convergence of errors in the L_2 norm for $p = 4$ between $N_e = 3$, $N_e = 6$ and $N_e = 12$ is shown in Fig. 4, in order to demonstrate that optimal convergence is also preserved at this order. Contour plots for the vorticity, ω_h and the fluid depth, h_h with $p = 4$, $N_e = 6$ at day 5 are also shown in Fig. 5.

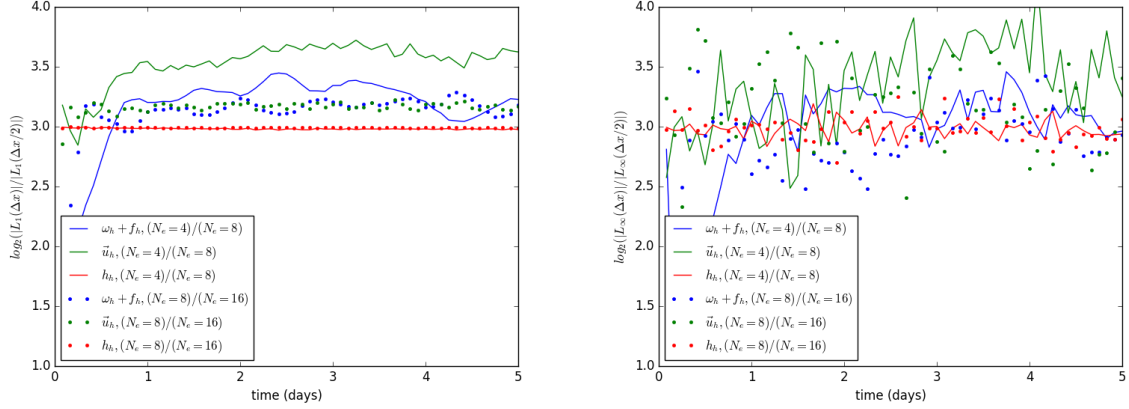


Figure 3: \log_2 of the ratio of $p = 3$ errors between $N_e = 4$ ($\Delta t = 240$ s), $N_e = 8$ ($\Delta t = 120$ s) and $N_e = 16$ ($\Delta t = 60$ s) in the L_1 norm (left) and the L_∞ norm (right) for Williamson test case 2.

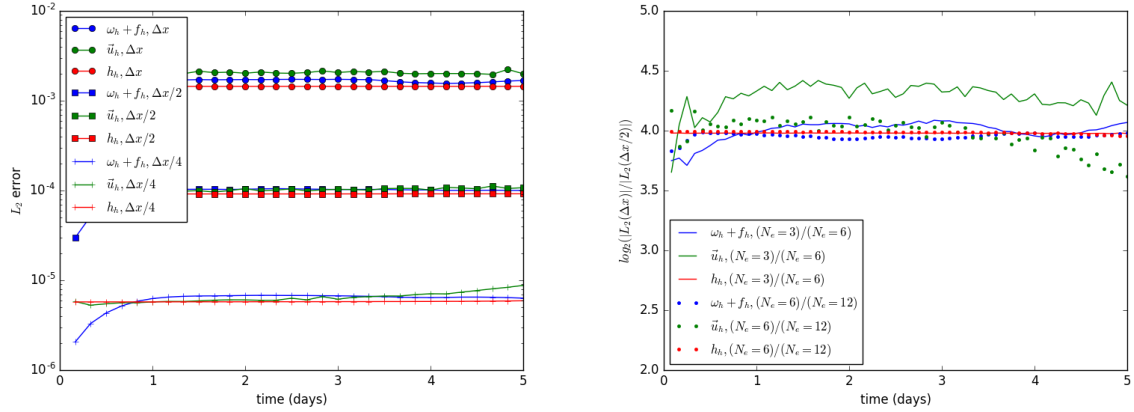


Figure 4: As for Fig. 2, however with $p = 4$ and comparison between $N_e = 3$ ($\Delta t = 240$ s), $N_e = 6$ ($\Delta t = 120$ s) and $N_e = 12$ ($\Delta t = 60$ s).

We also present the mass, vorticity and energy conservation errors in Fig. 6 for test case 2 with $p = 4$, $N_e = 6$, $\Delta t = 120$ s and $c_0 = 0.0$. Mass conservation is shown to be exact (machine precision), due to the point-wise preservation of the divergence theorem. Vorticity conservation errors meanwhile remain bounded and of $\mathcal{O}(10^{-6})$. Note that unlike the mass and energy conservation errors, vorticity errors are un-normalized, since the global integral of the initial vorticity is 0. The fact that vorticity conservation is not preserved to machine precision is most likely on account of the fact that this is satisfied in the weak form only, and the accuracy of weak form solutions are bounded by the accuracy of the iterative solver for the U_h mass matrix. The same is true for the energy conservation errors, which are also bounded but not exact. Note also that with sufficient time energy conservation will break down due to nonlinear cascades.

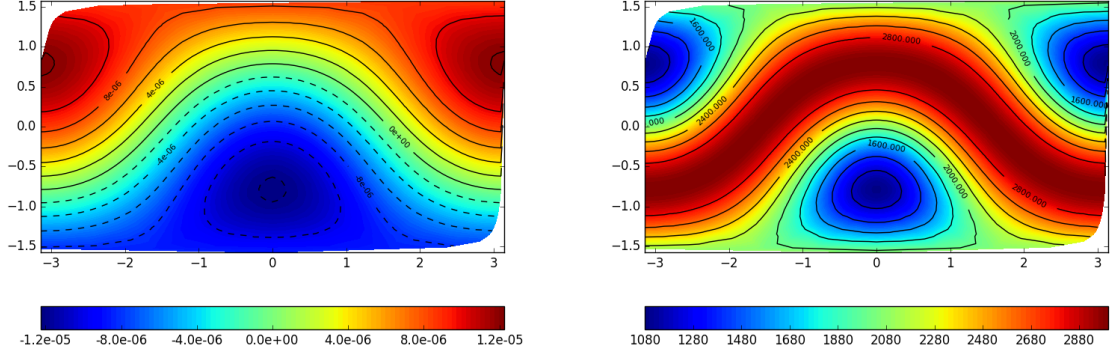


Figure 5: Vorticity, ω_h (left), and fluid depth h_h (right), for Williamson test case 2 at $t = 5$ days with $p = 4$, $N_e = 6$, $\Delta t = 120$ s.

In Fig. 6 we also show the convergence of energy conservation errors with increasing spatial and temporal resolution for $p = 4$. Using a second order Runge-Kutta time integrator the errors decay at approximately 8th order. The growth of errors due to the nonlinear cascade grid scales is apparent for the $N_e = 12$ case at day 5. While the convergence of energy conservation errors with temporal and spatial resolution is demonstrated here, we have not shown the convergence of energy conservation errors with time step only, since a repeated doubling of the time step required to show this convergence leads to a time step for which the solution becomes unstable for short simulation times due to nonlinear cascades in the absence of viscosity. However the fact that the energy conservation errors converge as the product of the temporal and spatial orders of the scheme suggests that the convergence of these errors with time is behaving correctly.

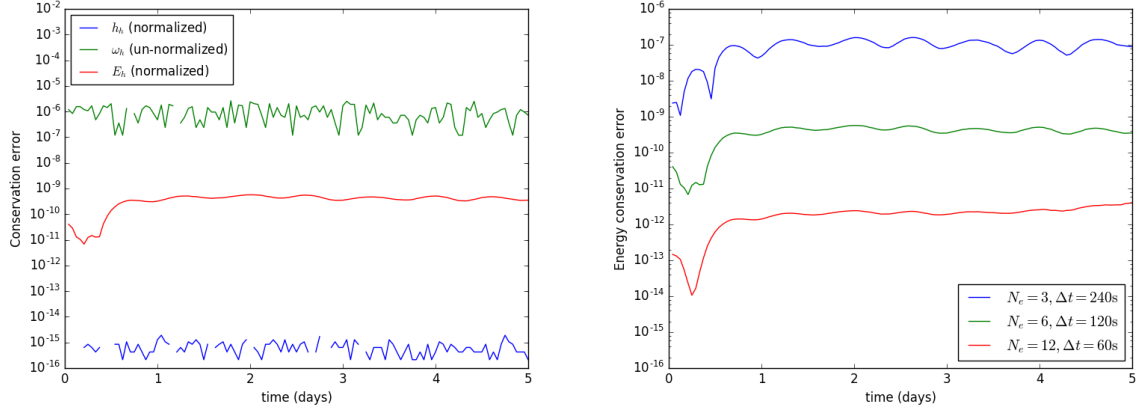


Figure 6: Conservation of mass, vorticity and energy for Williamson test case 2 with $p = 4$, $N_e = 6$, $\Delta t = 120$ s (left). Mass conservation is exact (machine precision), while the (un-normalized) vorticity and energy losses remain bounded but are not exact due to the weak representation of vorticity and energy conservation and the use of an iterative solver for the momentum equation. Energy conservation will eventually degrade due to nonlinear cascades to subgrid scales. The convergence of energy conservation errors is also shown for increasing spatial and temporal resolution (right).

5.2. Williamson test case 6 (Rossby-Haurwitz wave)

The second test case [40] is for the evolution of a Rossby-Haurwitz wave (test case 6). Note that this is an analytical solution of the barotropic vorticity equation, and not the shallow water equations, and so does not account for the presence of gravity waves. The solution has an east to west group velocity of $c_g = r_e(R(3+R)\Omega' - 2\Omega)/((1+R)(2+R))\vec{e}_\theta$ m/s, where $r_e = 6.37122 \times 10^6$ m is the earth's radius, $R = 4$ is the zonal wave number and $\Omega' = 7.848 \times 10^{-6} \text{s}^{-1}$.

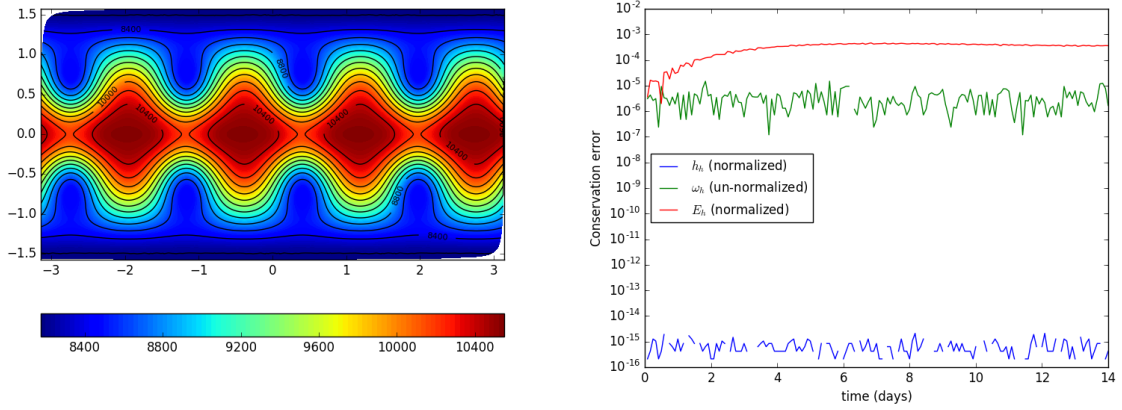


Figure 7: Fluid depth for Rossby-Haurwitz wave after 14 days with $p = 3$ $N_e = 32$, $\Delta t = 40$ s (left). Conservation of mass, vorticity and energy (right). Mass conservation is exact (machine precision), while the (un-normalized) vorticity losses remain bounded but are not exact due to the weak representation of vorticity conservation and the use of an iterative solver for the momentum equation. Energy losses occur due to the application of biharmonic viscosity.

As for test case 2, we also show the conservation errors for test case 6 in Fig. 7. The mass and vorticity conservation errors are similar to those presented for test case 2 in Fig. 6, while energy is not conserved due to the application of biharmonic viscosity. With $p = 3$ and $N_e = 32$, such there are 32 elements in each dimension for each face of the cubed sphere (corresponding to an approximate resolution of 1° at the equator), the group velocity magnitude, $|c_g|$ is approximately 94% of its analytical value. Contours of the depth field h_b after 14 days are consistent with previous A-grid mimetic spectral element results at this resolution [8].

5.3. Galewsky test case (barotropic instability of a mid-latitude jet)

The final test is for the nonlinear barotropic instability of a mid latitude jet [41]. The flow is initialized with a near balanced state, perturbed by a shallow Gaussian hill in the depth field. As the gravity wave triggered by this perturbation radiates outward it interacts with the mean flow, exciting a shear instability. At low resolutions, errors due to grid imprinting are of greater amplitude than the Gaussian hill perturbation and a wave number 4 instability arises. At higher resolutions the Gaussian perturbation dominates the grid imprinting errors and an instability that matches well in position and shape with the published results from a high resolution spectral model [41] emerges. Results are presented for the vorticity field in figs. 8, 9 and 10 at days 4, 5, and 6 respectively with $p = 3$, $N_e = 32$ and $\Delta t = 40$ s. The biharmonic viscosity is applied in order to suppress instabilities due to nonlinear cascades to the grid scale.

6. Conclusions

A model of the rotating shallow water equations on a cubed sphere using mixed mimetic spectral elements is presented. Unlike other mixed mimetic finite element methods [7, 11, 12], no rehabilitation procedure is required in order to preserve the optimum convergence of errors on this non-affine geometry, since the differential operators commute with the metric transformations. This ensures that the vorticity, velocity and fluid depth errors converge at

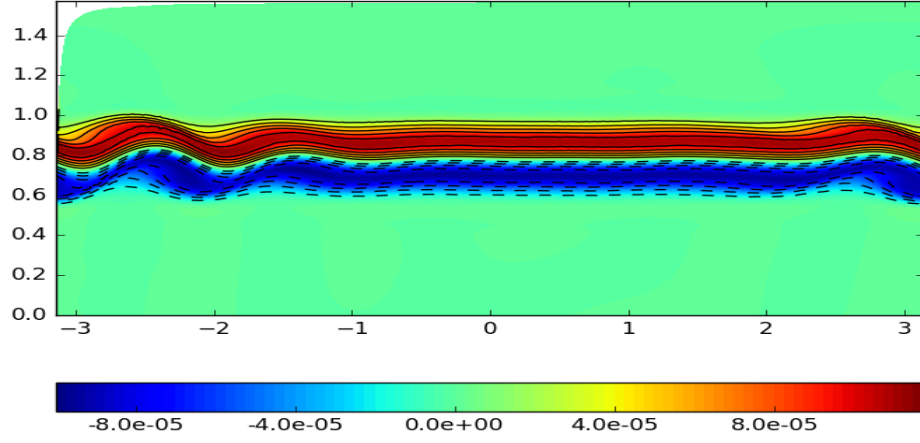


Figure 8: Vorticity, ω_h for the Galewsky test case at day 4 with $p = 3$, $N_e = 32$ and $\Delta t = 40s$. The peak of the instability and contours match well with [41]. Contours separation is $2.0 \times 10^{-5} s^{-1}$, with the $\omega_h = 0$ contour omitted. Only the northern hemisphere is shown.

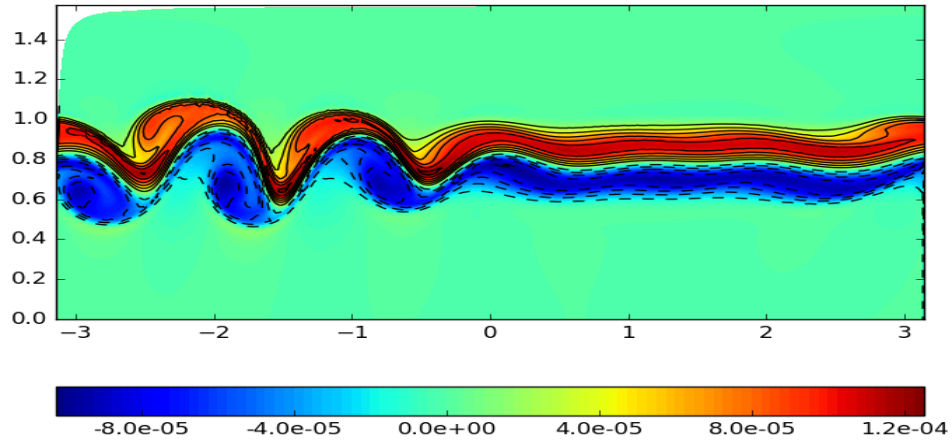


Figure 9: As for Fig. 8, day 5.

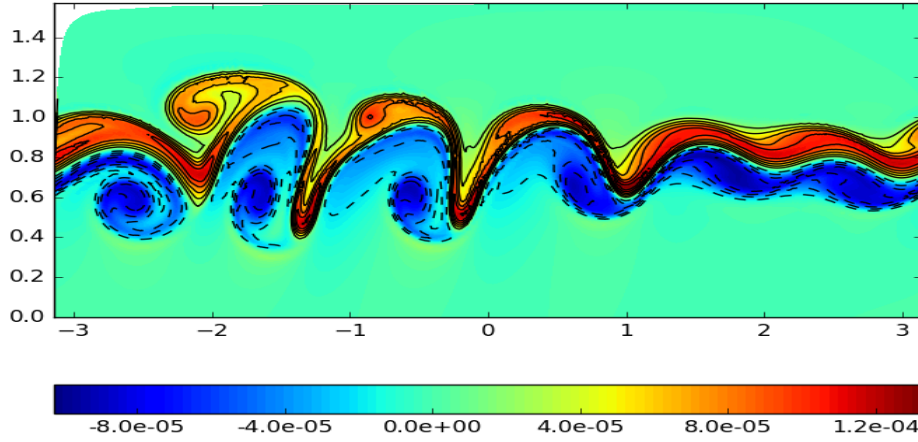


Figure 10: As for Fig. 8, day 6.

the order of the basis function polynomials in the L_1 , L_2 and L_∞ norms with a higher order representation of spherical curvature in each element.

The mimetic properties of the incidence matrices are preserved independent of the geometry, ensuring the conservation of mass, vorticity and energy. While mass conservation holds to machine precision due to the point wise satisfaction of the divergence theorem, vorticity and energy conservation hold in the weak form. As such conservation errors for vorticity remain bounded for the duration of the simulations presented, and energy conservation errors converge as the product of the temporal and spatial orders of the scheme in the absence of viscosity. These results are validated using standard test cases.

In future work we intend to explore the extension of this method to the three dimensional primitive equations, as well as alternative formulations of the governing equations.

7. Acknowledgements

David Lee would like to thank Dr. Mark Taylor for several helpful discussions on the formulation of the Jacobian mapping, and Prof. Hugh Blackburn for the generous use of machine time for the production of the results. This research was supported as part of the Launching an Exascale ACME Prototype (LEAP) project, funded by the US Department of Energy, Office of Science, Office of Biological and Environmental Research. This research used resources provided by the Los Alamos National Laboratory Institutional Computing Program, which is supported by the U.S. Department of Energy National Nuclear Security Administration under Contract No. DE-AC52-06NA25396.

References

- [1] J. Thuburn, Some conservation issues for the dynamical cores of NWP and climate models, *J. Comp. Phys.* 227 (2008) 3715–3730.
- [2] A. Arakawa, V. R. Lamb, A potential enstrophy and energy conserving scheme for the shallow water equations, *Mon. Wea. Rev.* 109 (1981) 18–36.
- [3] A. T. T. McRae, C. J. Cotter, Energy- and enstrophy-conserving schemes for the shallow-water equations, based on mimetic finite elements, *Q. J. R. Meteorol. Soc.* 140 (2014) 2223–2234.
- [4] D. Lee, A. Palha, M. Gerritsma, Discrete conservation properties for shallow water flows using mixed mimetic spectral elements, *J. Comp. Phys.* 357 (2018) 282–304.
- [5] C. J. Cotter, J. Shipton, Mixed finite elements for numerical weather prediction, *J. Comp. Phys.* 231 (2012) 7076–7091.
- [6] A. Natale, J. Shipton, C. J. Cotter, Compatible finite element spaces for geophysical fluid dynamics, dynamics and statistics of the climate system, *Dyn. Stat. Climate Sys.* 1 (2016) 1–31.

- [7] J. Shipton, C. J. Cotter, Higher-order compatible finite element schemes for the nonlinear rotating shallow water equations on the sphere, Cornell University Library.
- [8] M. A. Taylor, A. Fournier, A compatible and conservative spectral element method on unstructured grids, *J. Comp. Phys.* 229 (2010) 5879–5895.
- [9] T. D. Ringler, J. Thuburn, J. B. Klemp, W. C. Skamarock, A unified approach to energy conservation and potential vorticity dynamics for arbitrarily-structured C-grids, *J. Comp. Phys.* 229 (2010) 3065–3090.
- [10] D. N. Arnold, D. Boffi, F. Bonizzoni, Finite element differential forms on curvilinear cubic meshes and their approximation properties, *Numer. Math.* 129 (2015) 1–20.
- [11] P. B. Bochev, D. Ridzal, Rehabilitation of the lowest-order Raviart-Thomas element on quadrilateral grids, *SIAM J. Numer. Anal.* 47 (2008) 487–507.
- [12] D. Boffi, L. Gastaldi, Some remarks on quadrilateral mixed finite elements, *Computers & Structures* 87 (2009) 751–757.
- [13] M. Gerritsma, Edge Functions for Spectral Element Methods, in: *Spectral and High Order Methods for Partial Differential Equations*, Vol. 76 of *Lecture Notes in Computational Science and Engineering*, Springer, 2011, pp. 199–207.
- [14] J. Kreeft, A. Palha, M. Gerritsma, Mimetic framework on curvilinear quadrilaterals of arbitrary order, Cornell University Library.
- [15] J. Kreeft, M. Gerritsma, Mixed mimetic spectral element method for Stokes flow: A pointwise divergence-free solution, *J. Comp. Phys.* 240 (2013) 284–309.
- [16] A. Palha, P. P. Rebelo, R. Hiemstra, J. Kreeft, M. Gerritsma, Physics-compatible discretization techniques on single and dual grids, with application to the Poisson equation of volume forms, *J. Comp. Phys.* 257 (2014) 1394–1422.
- [17] M. E. Rognes, R. C. Kirby, A. Logg, Efficient assembly of $H(\text{div})$ and $H(\text{curl})$ nonconforming finite elements, *SIAM J. Sci. Comput.* 31 (2009) 4130–4151.
- [18] M. E. Rognes, D. A. Ham, C. J. Cotter, A. T. T. McRae, Automating the solution of PDEs on the sphere and other manifolds in FEniCS 1.2, *Geosci. Model Dev.* 6 (2013) 2099–2119.
- [19] N. Robidoux, Polynomial histopolation, superconvergent degrees of freedom, and pseudospectral discrete Hodge operators, Unpublished: http://people.math.sfu.ca/~nrobidou/public_html/prints/histogram/histogram.pdf.
- [20] D. N. Arnold, R. S. Falk, R. Winther, Finite element exterior calculus, homological techniques, and applications, *Acta Numerica* 15 (2006) 1–155.
- [21] D. N. Arnold, R. S. Falk, R. Winther, Finite element exterior calculus: from hodge theory to numerical stability, *Bulletin of the American Mathematical Society* 47 (2) (2010) 281–354.
- [22] A. Palha, M. Gerritsma, A mass, energy, enstrophy and vorticity conserving (MEEVC) mimetic spectral element discretization for the 2D incompressible Navier-Stokes equations, *J. Comp. Phys.* 328 (2017) 200–220.
- [23] A. Bossavit, Computational electromagnetism and geometry: (1) network equations, *Journal of the Japan Society of Applied Electromagnetics* 7 (2) (1999) 150–159.
- [24] A. Bossavit, Computational electromagnetism and geometry: (2) network constitutive laws, *Journal of the Japan Society of Applied Electromagnetics* 7 (3) (1999) 294–301.
- [25] A. Bossavit, Computational electromagnetism and geometry: (3) convergence, *Journal of the Japan Society of Applied Electromagnetics* 7 (4) (1999) 401–408.
- [26] A. Bossavit, Computational electromagnetism and geometry: (4) from degrees of freedom to fields, *Journal of the Japan Society of Applied Electromagnetics* 8 (1) (2000) 102–109.
- [27] A. Bossavit, Computational electromagnetism and geometry: (5) the “galerkin hodge”, *Journal of the Japan Society of Applied Electromagnetics* 8 (2) (2000) 203–209.
- [28] F. Brezzi, M. Fortin, *Mixed and Hybrid Finite Element Methods*, Springer, 15, 1991.
- [29] P. Monk, *Finite Element Methods for Maxwell’s Equations*, Oxford University Press, New York, 2003.
- [30] T. M. Apostol, *Calculus volume II*, Wiley, 1969.
- [31] O. Guba, M. A. Taylor, P. A. Ullrich, J. R. Overfelt, M. N. Levy, The spectral element method (SEM) on variable-resolution grids: evaluating grid sensitivity and resolution-aware numerical viscosity, *Geosci. Model Dev.* 7 (2014) 2803–2816.
- [32] C. Eldred, D. Randall, Total energy and potential enstrophy conserving schemes for the shallow water equations using Hamiltonian methods - Part 1: derivation and properties, *Geosci. Model Dev.* 10 (2017) 791–810.
- [33] R. Salmon, Poisson-bracket approach to the conservation of energy- and potential-enstrophy- conserving algorithms for the shallow-water equations, *J. Atmos. Sci.* 61 (2004) 2016–2036.
- [34] C. W. Shu, S. Osher, Efficient implementation of essentially nonoscillatory shock-capturing schemes, *J. Comp. Phys.* 77 (1988) 439–471.
- [35] F. X. Giraldo, J. B. Perot, P. F. Fischer, A spectral element semi-Lagrangian (SESL) method for the shallow water equations, *J. Comp. Phys.* 190 (2003) 623–650.
- [36] J. L. McGregor, C-CAM: Geometric aspects and dynamical formulation, Tech. rep., CSIRO Atmospheric Research (2005).
- [37] S. Balay, S. Abhyankar, M. F. Adams, J. Brown, P. Brune, K. Buschelman, L. Dalcin, V. Eijkhout, W. D. Gropp, D. Kaushik, M. G. Knepley, D. A. May, L. C. McInnes, K. Rupp, B. F. Smith, S. Zampini, H. Zhang, H. Zhang, PETSc Web page, <http://www.mcs.anl.gov/petsc> (2017).
- [38] S. Balay, S. Abhyankar, M. F. Adams, J. Brown, P. Brune, K. Buschelman, L. Dalcin, V. Eijkhout, W. D. Gropp, D. Kaushik, M. G. Knepley, D. A. May, L. C. McInnes, K. Rupp, P. Sanan, B. F. Smith, S. Zampini, H. Zhang, H. Zhang, PETSc users manual, Tech. Rep. ANL-95/11 - Revision 3.8, Argonne National Laboratory (2017).
- [39] S. Balay, W. D. Gropp, L. C. McInnes, B. F. Smith, Efficient management of parallelism in object oriented numerical software libraries, in: E. Arge, A. M. Bruaset, H. P. Langtangen (Eds.), *Modern Software Tools in Scientific Computing*, Birkhäuser Press, 1997, pp. 163–202.
- [40] D. L. Williamson, J. B. Drake, J. J. Hack, R. Jakob, P. N. Swarztrauber, A standard test set for numerical approximations to the shallow water equations in spherical geometry, *J. Comp. Phys.* 102 (1992) 211–224.
- [41] J. Galewsky, R. K. Scott, L. M. Polvani, An initial-value problem for testing numerical models of the global shallow water equations, *Tellus* 56A (2004) 429–440.