

# Scale Free Bounds on the Amplification of Disturbances in Mass Chains

Richard Pates and Kaoru Yamamoto

**Abstract**—We give a method for designing a mechanical impedance to suppress the propagation of disturbances along a chain of masses. The key feature of our method is that it is *scale free*. This means that it can be used to give a single, fixed, design, with provable performance guarantees in mass chains of any length. We illustrate the approach by designing a bidirectional control law in a vehicle platoon in a manner that is independent of the number of vehicles in the platoon.

## I. INTRODUCTION

We study the propagation of disturbances in the mass chain in Figure 1. More specifically we investigate how the transfer function from the position of the movable point to the first intermass displacement in a chain of  $N$  masses

$$F_N(s) := \frac{x_0(s) - x_1(s)}{x_0(s)}$$

changes as  $N$  changes. Our main contribution is to show that if

$$sZ(s)m =: h(s) = \frac{a^2 s^2}{(1-a)s^2 + 2s + 1}, \quad (1)$$

where  $a > 0$ , then

$$\sup_{N \in \mathbb{N}} \|F_N(s)\|_\infty \leq a. \quad (2)$$

That is, when the models of the components in the mass chain take on the particular canonical form in eq. (1), the  $\mathcal{H}_\infty$  norm of the the entire family of transfer functions  $F_N(s)$  can be bounded by  $a$ . We use this to develop a *scale free* design method, that is a method that is independent of the number of masses in the chain, for designing the frequency responses of  $F_N(s)$ .

The importance of a scale free design method for a mass chain stems from the prevalence of modelling network control problems with mechanical analogues. Examples include the platooning of vehicles [1], both frequency and voltage stability problems in electrical power systems [2], [3], and flocking and consensus phenomena [4]. These applications typically involve very large numbers of subsystems, and the numbers of subsystems is often subject to change. The advantage of a scale free method is that it is easily applied independently of problem size, and any design remains valid even if the number of subsystems changes.

The specific problem studied in this paper is too simplistic for many of these applications, since we only consider a

The authors are members of the LCCC Linnaeus Center and the ELLIIT Excellence Center at Lund University.

This work was supported by the Swedish Research Council through the LCCC Linnaeus Center.

R. Pates and K. Yamamoto are with the Department of Automatic Control, Lund University, Box 118, SE-221 00 Lund, Sweden.

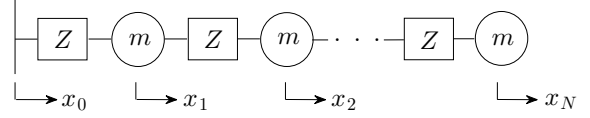


Fig. 1. Chain of  $N$  masses  $m$  connected by a mechanical impedance  $Z(s)$ , and connected to a movable point  $x_0$ .

single performance measure, and a string topology. Scale free performance criteria are however extremely rare. The overwhelming majority of existing scale free results, for example those based on passivity or dissipativity [5], the multivariable Nyquist criterion [6], or IQC criteria [7], have focused on the question of *robust stability*, rather than performance. This shortcoming stems at least in part from the fact that several key performance measures, in particular those relating to large scale network behaviours, simply do not scale. Notable examples include the string instability or network incoherence phenomena in [8], [4]. However it appears that average or local performance measures, for example those in [9], [4], can be guaranteed in a scale free manner. The result we present here is another example. We therefore see the results in this paper as another step towards understanding the role of scale free design, in a setting that is relevant to a wide range of application areas.

The results in this paper build on the following recursive formula from [10] for computing the transfer functions from the movable point to the first intermass displacement:

$$F_{N+1}(s) = \frac{F_N(s) + h(s)}{F_N(s) + h(s) + 1}, \quad F_0(s) = 0. \quad (3)$$

The remarkable feature of this formula is that it allows the actual transfer function for  $F_N(s)$  to be computed in a simple manner, even when the impedance  $Z(s)$  has extremely general dynamics. This not only allows us to derive the norm based performance criterion in eq. (2), given as Theorem 1 in Section II, but also to build up a picture of the entire frequency response of  $F_N(s)$ . This, along with the conservatism of the method, is discussed in Section III.

## NOTATION

$\mathcal{R}$  denotes the set of real rational not necessarily proper transfer functions,  $\mathcal{H}_\infty$  denotes the Hardy space of transfer functions that are analytic on the open right half plane  $\mathbb{C}_+$  with norm  $\|G(s)\|_\infty := \sup_{s \in \mathbb{C}_+} |G(s)|$ , and  $\mathcal{RH}_\infty := \mathcal{R} \cap \mathcal{H}_\infty$ .  $\hat{\mathbb{C}} := \mathbb{C} \cup \{\infty\}$  denotes the extended complex plane. The principal value of the square root of  $z \in \mathbb{C}$  is defined by  $\sqrt{|z|} \exp(j\angle z/2)$  where  $-\pi < \angle z \leq \pi$ . The impedance

of a linear time-invariant mechanical one-port network with force-velocity pair  $(F, v)$  is defined by the ratio  $v(s)/F(s)$ .

## II. RESULTS

In this section we present the mathematical result that underpins the scale free design method discussed in Section III. The following theorem shows that when  $h(s)$  takes on the particular canonical form in eq. (1), the largest  $\mathcal{H}_\infty$  norm of the family of transfer functions generated by the complex iterative map in eq. (3) can be bounded by  $a$ .

*Theorem 1:* Let  $a > 0$ , and define the family of transfer functions

$$F_{N+1}(s) = \frac{F_N(s) + h(s)}{F_N(s) + h(s) + 1}, \quad F_0(s) = 0.$$

If

$$h(s) = \frac{a^2 s^2}{(1-a)s^2 + 2s + 1},$$

then

$$\sup_{N \in \mathbb{N}} \|F_N(s)\|_\infty \leq a.$$

*Proof:* The proof will be in two stages. We will first show that the following inequality holds for all  $i \in \mathbb{N}$ :

$$\sup_{\omega \in \mathbb{R}} \left| \frac{2}{a} F_i(j\omega) - \sqrt{\frac{j\omega - 1}{j\omega + 1}} \right| \leq 1. \quad (4)$$

We will then show the above implies that  $\|F_i(s)\|_\infty \leq a$ .

We will prove that eq. (4) holds for all  $i \in \mathbb{N}$  by induction. Define the all pass filter

$$z(s) := \sqrt{\frac{s-1}{s+1}}.$$

Therefore because  $F_0(s) = 0$  and  $\|z\|_\infty = 1$ , eq. (4) holds for  $i = 0$ . Now assume that eq. (4) holds for  $i = N$ . Define

$$\begin{aligned} n(s) &= (F_N(s) + h(s)), \\ m(s) &= a(F_N(s) + h(s) + 1). \end{aligned}$$

Hence  $\frac{1}{a} F_{N+1}(s) = \frac{n(s)}{m(s)}$ . We may therefore rewrite eq. (4) for  $i = N + 1$  as

$$\left( \frac{2n(j\omega)}{m(j\omega)} - z(j\omega) \right)^* \left( \frac{2n(j\omega)}{m(j\omega)} - z(j\omega) \right) \leq 1 \quad \forall \omega \in \mathbb{R}.$$

Multiplying through by  $m(s)^* m(s)$  and using the fact that  $z^*(j\omega) z(j\omega) = 1$  shows that this is equivalent to

$$(2n^*n - z^*m^*n - zmn^*)(j\omega) \leq 0 \quad \forall \omega \in \mathbb{R}.$$

Suppressing the dependence on  $\omega$ , it is quickly established that the above is equivalent to

$$\begin{bmatrix} F_N \\ a \end{bmatrix}^* (A + B + B^*) \begin{bmatrix} F_N \\ a \end{bmatrix} \leq 0,$$

where

$$A = \begin{bmatrix} 2 & -z \\ -z^* & 0 \end{bmatrix} \quad \text{and} \quad B = \begin{bmatrix} -az & \frac{2h}{a} - h(z + z^*) \\ 0 & \frac{|h|^2}{a^2} - \frac{hz^*(h^* + 1)}{a} \end{bmatrix}.$$

Note that since eq. (4) holds for  $i = N$ ,

$$\begin{bmatrix} F_N \\ a \end{bmatrix}^* A \begin{bmatrix} F_N \\ a \end{bmatrix} \leq 0,$$

so it is sufficient to show that  $B + B^* \leq 0$ . Next observe that

$$\begin{aligned} z(j\omega) &= \sqrt{\frac{1 - \frac{1}{j\omega}}{1 + \frac{1}{j\omega}}} = \frac{1 + \frac{j}{\omega}}{\sqrt{1 + \frac{1}{\omega^2}}} \\ &= \exp\left(j \arctan\left(\frac{1}{\omega}\right)\right). \end{aligned}$$

Defining  $t := \arctan\left(\frac{1}{\omega}\right)$ , and substituting in for  $h$  and  $z$ , it can be verified algebraically that

$$B + B^* = 2a \cos t \begin{bmatrix} -1 & \frac{\omega^2(a - \sec t)}{\omega^2(a-1) + 1 + 2j\omega} \\ \star & \frac{y}{(\omega^2(a-1) + 1 + 2j\omega)^* (\omega^2(a-1) + 1 + 2j\omega)} \end{bmatrix}$$

where the ‘ $\star$ ’ denotes the entry required to make the above Hermitian, and

$$y = \omega^4(-a^2 + a - 1) + a\omega^4 \sec t - 2\omega^3 \tan t + \omega^2.$$

Non-positivity of  $B + B^*$  is equivalent to non-positivity of its Schur complement  $\Delta$ , which is given by:

$$\Delta = 2a \cos t \left( -1 - \omega^4(a - \sec t)^2 / y \right).$$

Substituting back in for  $t$  shows that

$$-y - \omega^4(a - \sec t)^2 = a\omega^4 \left( \sqrt{1/\omega^2 + 1} - 1 \right) \geq 0.$$

Observe that this also implies that  $-y \geq \omega^4(a - \sec t)^2$  which implies that  $y \leq 0$ . Since  $\cos t = 1/\sqrt{1/\omega^2 + 1}$ , it then follows that  $\Delta \leq 0$  as required. Therefore eq. (4) holds for  $i = N + 1$ , and consequently for all  $i \in \mathbb{N}$  by induction.

We will now show that this implies that  $\|F_i(s)\|_\infty \leq a$ . In words, eq. (4) states that for any  $\omega \in \mathbb{R}$ , the complex number  $\frac{2}{a} F_i(j\omega)$  lies within a circle centered on  $z(j\omega)$ . Since  $|z(j\omega)| = 1$ , it then follows that meeting eq. (4) implies that for all  $i \in \mathbb{N}$

$$\sup_{\omega \in \mathbb{R}} \left| \frac{2}{a} F_i(j\omega) \right| \leq 2, \quad \Leftrightarrow \quad \sup_{\omega \in \mathbb{R}} |F_i(j\omega)| \leq a.$$

Finally, it is easily shown that  $h(s) \notin (-4, 0)$  for all  $s$  in the closed right half plane. Therefore by [10, Theorem 1],  $F_i \in \mathcal{RH}_\infty$ . Consequently  $\|F_i(s)\|_\infty \leq a$  as required.  $\blacksquare$

## III. DISCUSSION

### A. How can Theorem 1 be used for scale free design?

In this section we give a method for designing the mechanical impedance  $Z(s)$  to suppress disturbances from the movable point to the first intermass displacement in mass chains of any length. To do so, we pose the following weighted scale free  $\mathcal{H}_\infty$  problem: Design  $Z(s) \in \mathcal{R}_Z$  such that

$$\sup_{N \in \mathbb{N}} \|W(s) F_N(s)\|_\infty \leq 1. \quad (5)$$

In the above  $W(s) \in \mathcal{R}$  is a weighting function, chosen to specify the requirements on the propagation of disturbances,



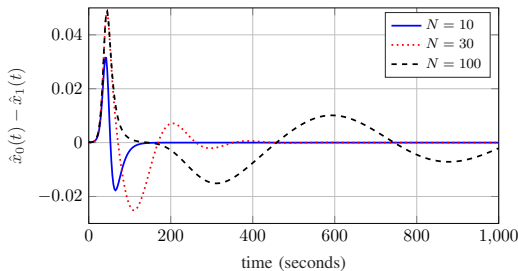


Fig. 4. Change in first inter-vehicle displacement in response to eq. (8).

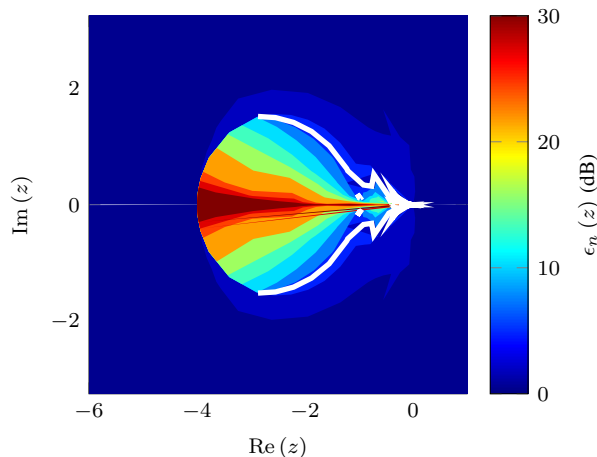


Fig. 5. Plot of  $\epsilon_n(z)$ , with  $n = 10^6$ . The white curve shows the contour  $\epsilon_n(z) = 2$ .

The ‘frequency response’ for this design is shown in Figure 3. Time domain simulations for this design in platoons of different lengths are shown in Figure 4. This figure shows how the first inter-vehicle displacement changes in response to

$$\hat{x}_0(t) = \begin{cases} \frac{1}{1+e^{-0.2t+8}} & \text{if } t \geq 0, \\ 0 & \text{otherwise.} \end{cases} \quad (8)$$

Here  $\hat{x}_0(t)$  gives the displacement of the fixed point in the time domain. Therefore eq. (8) describes a scenario in which the lead vehicle undergoes a short period of acceleration before returning to its original velocity. The disturbance is well suppressed in all cases.

### B. How conservative is Corollary 1?

In this section we will present numerical evidence to illustrate that provided  $h(j\omega)$  does not pass close to the critical strip  $(-4, 0)$ , the conservatism of our method is low. Consider the following lower bound.

*Lemma 1:* Let  $h(s) \in \mathcal{R}$ , and define

$$g_n(z) := \max_{N \in \{1, \dots, n\}} |y_N| \\ \text{s.t. } y_{N+1} = \frac{y_N + z}{y_N + z + 1}, y_0 = 0.$$

For any  $s \in \hat{\mathbb{C}}$ , if  $h(s) \notin (-4, 0)$ , then

$$\sup_{N \in \mathbb{N}} |F_N(s)| \geq g_n(h(s)).$$

*Proof:* By eq. (3),  $F_N(s) = y_N$ . The result is now immediate, since  $\sup_{N \in \mathbb{N}} |y_N| \geq \max_{N \in \{1, \dots, n\}} |y_N|$ . ■  
Combining Corollary 1 and Lemma 1 shows that

$$g_n(h(s)) \leq \sup_{N \in \mathbb{N}} |F_N(s)| \leq f(h(s)).$$

Therefore if

$$\epsilon_n(h(s)) := \frac{f(h(s))}{g_n(h(s))} \approx 1,$$

then

$$f(h(s)) \approx \sup_{N \in \mathbb{N}} |F_N(s)|.$$

Figure 5 plots  $\epsilon_n(z)$  for  $n = 10^6$ . From this figure we see that for large regions of the complex plane,  $\epsilon_n(z)$  is approximately 1, and is rarely greater than 2. Furthermore, those regions where we have good agreement also correspond to the regions where  $f(z)$  is small, which is precisely what we are trying to achieve with our design. Therefore, as a design tool, the approximation proposed in eq. (7) seems a good one. Nevertheless, it does appear that this step does introduce conservatism, since based on Figure 5 it is doubtful that for all  $z \in \hat{\mathbb{C}}$ ,  $\lim_{n \rightarrow \infty} g_n(z) = f(z)$ . It is interesting to think how the arguments used in the proof of Theorem 1 can be improved to reduce this conservatism.

## IV. CONCLUSION

A scale free design method for the suppression of disturbances in mass chains has been presented. The method allows for the design of a single mechanical impedance function that has provable performance guarantees in mass chains of any length. The approach was illustrated by designing a bidirectional controller for a vehicle platoon.

## REFERENCES

- [1] W. Levine and M. Athans, “On the optimal error regulation of a string of moving vehicles,” *IEEE Transactions on Automatic Control*, vol. 11, no. 3, pp. 355–361, 1966.
- [2] J. Machowski, J. Bialek, and D. J. Bumbley, *Power System Dynamics and Stability*. Wiley, 1997.
- [3] J. W. Simpson-Porco, F. Dörfler, and F. Bullo, “Voltage collapse in complex power grids,” *Nature Communications*, vol. 7, no. 10790, 2016.
- [4] B. Bamieh, M. Jovanovic, P. Mitra, and S. Patterson, “Coherence in large-scale networks: Dimension-dependent limitations of local feedback,” *IEEE Transactions on Automatic Control*, vol. 57, no. 9, pp. 2235–2249, 2012.
- [5] J. C. Willems, “Dissipative dynamical systems, part I: General theory; part II: Linear systems with quadratic supply rates,” *Archive for rational mechanics and analysis*, vol. 45, no. 5, pp. 321–351, 1972.
- [6] I. Lestas and G. Vinnicombe, “Scalable decentralized robust stability certificates for networks of interconnected heterogeneous dynamical systems,” *IEEE Transactions on Automatic Control*, vol. 51, no. 10, pp. 1613–1625, 2006.
- [7] R. Pates and G. Vinnicombe, “Scalable design of heterogeneous networks,” *IEEE Transactions on Automatic Control*, vol. 62, no. 5, pp. 2318–2333, 2017.
- [8] P. Seiler, A. Pant, and K. Hedrick, “Disturbance propagation in vehicle strings,” *IEEE Transactions on Automatic Control*, vol. 49, no. 10, pp. 1835–1842, 2004.
- [9] R. Pates, “A loopshaping approach to controller design in networks of linear systems,” in *54th IEEE Conference on Decision and Control*, 2015, pp. 6276–6281.
- [10] K. Yamamoto and M. C. Smith, “Bounded disturbance amplification for mass chains with passive interconnection,” *IEEE Transactions on Automatic Control*, vol. 61, no. 6, pp. 1565–1574, 2016.