

Maximal Exploration of Trees with Energy-Constrained Agents *

Evangelos Bampas¹, Jérémie Chalopin¹, Shantanu Das¹,
Jan Hackfeld², and Christina Karousatou¹

- 1 LIS, Aix-Marseille Université & CNRS, France,
{evangelos.bampas, shantanu.das, jeremie.chalopin,
christina.karousatou}@lis-lab.fr
- 2 School of Business and Economics, Humboldt University Berlin, Germany,
jan.hackfeld@hu-berlin.de

Abstract

We consider the problem of exploring an unknown tree with a team of k initially colocated mobile agents. Each agent has limited energy and cannot, as a result, traverse more than B edges. The goal is to maximize the number of nodes collectively visited by all agents during the execution. Initially, the agents have no knowledge about the structure of the tree, but they gradually discover the topology as they traverse new edges. We assume that the agents can communicate with each other at arbitrary distances. Therefore the knowledge obtained by one agent after traversing an edge is instantaneously transmitted to the other agents. We propose an algorithm that divides the tree into subtrees during the exploration process and makes a careful trade-off between breadth-first and depth-first exploration. We show that our algorithm is 3-competitive compared to an optimal solution that we could obtain if we knew the map of the tree in advance. While it is easy to see that no algorithm can be better than 2-competitive, we give a non-trivial lower bound of 2.17 on the competitive ratio of any online algorithm.

Keywords and phrases graph exploration, mobile agents, online algorithm

Digital Object Identifier 10.4230/LIPIcs...

1 Introduction

The problem of exploration of an unknown graph by one or more agents is a well known problem with many applications ranging from searching the internet to physical exploration of unknown terrains using mobile sensor robots. Most results on exploration algorithms focus on minimizing the exploration time or memory requirements for the agents. For a brief survey of such results see [5].

We study the exploration problem under the very natural constraint that agents have limited energy resources and movement consumes energy. We model this constraint by bounding the number of edges that an agent can traverse by an integer B (henceforth called the *energy budget* of the agent). A similar restriction was considered in the *piecemeal exploration* problem [3], where the agent could refuel by going back to its starting location. Thus, the exploration could be performed by a single agent using a sequence of tours starting and ending at the root vertex. On the other hand, [13] and [6] studied exploration without refueling, using multiple agents with the objective of minimizing the energy budget per agent, or the number of agents needed for a fixed budget.

* This work was partially supported by the ANR project ANCOR (ANR-14-CE36-0002-01) and the DFG Priority Programme 1736 “Algorithms for Big Data”



In this paper, we drop the requirement that the graph needs to be completely explored by the agents and instead focus on exploring the maximum number of nodes with a fixed given number k of initially colocated agents with fixed energy budgets B . The tree is initially unknown to the agents and its topology is gradually discovered as the agents visit new nodes. We assume that the agents can communicate globally, i.e., an updated map of the tree is transmitted instantaneously to all other agents. We measure the performance of an algorithm for this problem by the standard tool of competitive analysis, i.e., we compare a given online algorithm to an optimal offline algorithm which has a complete map of the tree in advance.

Our result. The challenge in designing a good exploration algorithm for our problem is to balance between sending agents in a depth-first manner to avoid visiting the same set of vertices too often and exploring the tree in a breadth-first manner to make sure that there is no large set of vertices close to the root that was missed by the online algorithm. Our algorithm achieves this by maintaining a set of edge-disjoint subtrees of the part of the tree that is already explored and by iteratively sending an agent from the root to the subtree with the highest root. We prove that the algorithm is 3-competitive, i.e., an optimal offline algorithm which knows the tree in advance can explore at most three times as many vertices as our algorithm. We also show that the analysis is tight by giving a sequence of instances showing that the algorithm is not better than 3-competitive.

We complement this positive result by showing that no online algorithm can be better than 2.17-competitive. The proof of this general lower bound is based on an adaptive adversary that forces the online algorithm to spend a lot of energy if it completely wants to explore certain subtrees while preventing it from discovering some vertices close to the root.

Further related work. Graph exploration has received much attention in the literature as it is a basic subtask for solving other more complex problems. For the problem of graph exploration by a single agent a very common optimization objective is to minimize the exploration time or equivalently the number of edges traversed. Depth First Search is a very simple exploration algorithm that requires at most $2m$ steps for exploring a graph with m edges. In [21], Panaite and Pelc improved this result by presenting an algorithm that requires $m + 3n$ steps for exploring a graph of n nodes and m edges. Graph exploration has been studied for the case of weighted graphs [19], as well as for the much harder case of directed graphs [1, 8, 15, 16]. The objective of minimizing the memory has been investigated in [2, 10, 18].

For the case of multiple agents Fraigniaud et al. in [17] showed that the problem of minimizing the exploration time of k collaborating agents is NP-hard even for tree topologies. The authors also proposed an $\mathcal{O}(k/\log k)$ -competitive algorithm for collaborative graph exploration and gave a lower bound on the competitive ratio of $\Omega(2 - 1/k)$. This lower bound was later improved to $\Omega(\log k/\log \log k)$ in [14]. The lower and upper bounds for the problem of collaborative exploration have been further investigated in [9, 11, 20].

Energy aware graph exploration was first considered by Betke et al. in [4]. The authors studied exploration of grid graphs by an agent who can return to its starting node s for refueling (piecemeal exploration). The agent is given an upper bound $(2+\alpha)r$ on the number of edge traversals it can make before returning to s , where α is some positive constant and r is the distance to the furthest node from s . They presented an $\mathcal{O}(m)$ algorithm for exploration of grid graphs with rectangular obstacles. In [3] an algorithm for piecemeal exploration of general graphs was proposed requiring a nearly linear number of edge traversals. Finally, an

optimal algorithm for piecemeal exploration of weighted graphs requiring only $\Theta(m)$ edge traversals was presented in [12]. In [7] the authors studied the exploration of weighted trees and showed that in this case, the decomposition of any DFS traversal of a weighted tree into a sequence of closed routes of length at most B provides a constant-competitive solution with respect to the number of routes as well as the total energy consumption.

When refueling is not allowed, multiple agents may be needed to explore even graphs of restricted diameter. Dynia et al. [13] studied collaborative exploration with return for the case where the number of agents is fixed and the goal is to minimize the amount of energy B required by each agent. They presented an 8-competitive algorithm for trees and showed a lower bound of 1.5 on the competitive ratio for any deterministic algorithm. The upper bound was later improved to $4 - 2/k$ in [14]. The authors in [6] considered tree exploration with no return for the case where the amount of available energy to the agents is fixed and the goal is to minimize the number of agents used. They presented an algorithm with a competitive ratio of $\mathcal{O}(\log B)$ for the case that the agents need to meet in order to communicate and showed that this is best possible.

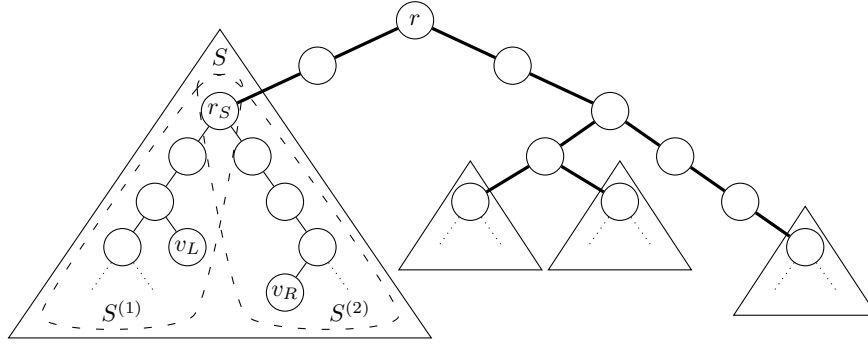
2 Terminology and Model

We consider a set \mathcal{A} of k distinct agents initially located at the root r of an undirected, initially unknown tree T . The edges at every vertex v in T have locally distinct edge labels $0, \dots, \delta_v - 1$, where δ_v is the degree of v . These edge labels are referred to as the *local port numbers* at v . We assume, without loss of generality, that the local port number of the edge leading back to the root r is 0 for any vertex $v \neq r$ in T . Otherwise, every agent internally swaps the labels of the edge leading back to the root and the label 0 for every vertex $v \neq r$.

For any vertex v in T , we let $d(v)$ be the depth of v in T . The induced subtree with root v containing v and all vertices below v in T is further denoted by $T(v)$. For a subtree S of T , we write r_S to denote the root of S , i.e., the unique vertex contained in S having the smallest depth in T . Moreover, $|S|$ denotes the number of vertices in S .

The tree is initially unknown to the agents, but they learn the map of the tree as they traverse new edges. Each time an agent arrives at a new vertex, it learns the local port number of the edge through which it arrived, as well as the degree of the vertex. We assume that agents can communicate at arbitrary distances, so the updated map of the tree, including all agent positions, is instantaneously available to all agents (global communication). Each agent has limited energy B and it consumes one unit of energy for every edge that it traverses.

The goal is to design an algorithm ALG that maximizes the total number of distinct vertices visited by the agents. For a given instance $I = \langle T, r, k, B \rangle$, where T is a tree, r is the starting vertex of the agents, k is the number of agents, and B is the energy budget of each agent, let $|\text{ALG}(I)|$ denote the total number of distinct vertices visited by the agents using algorithm ALG on the instance I . We measure the performance of an algorithm ALG by the competitive ratio $\rho_{\text{ALG}} = \sup_I \frac{|\text{OPT}(I)|}{|\text{ALG}(I)|}$, where $|\text{OPT}(I)|$ is the maximum number of distinct vertices of T that can be explored by the agents using an optimal offline algorithm OPT , i.e., an algorithm with full initial knowledge of the instance I . When the considered instance I is clear from the context, we simply write $|\text{ALG}|$ instead of $|\text{ALG}(I)|$ and $|\text{OPT}|$ instead of $|\text{OPT}(I)|$.



■ **Figure 1** Example in which algorithm DIVIDE & EXPLORE in iteration t divides the considered subtree S into two subtrees $S^{(1)}$ and $S^{(2)}$. The tree T_t^R that connects the roots of the subtrees in \mathcal{T}_t is the subtree containing all thick edges.

3 An Algorithm for Maximal Tree Exploration

Let us assume that we do a depth-first search of the whole tree T and always choose the smallest label $l > 0$ to an unexplored vertex. We call this algorithm L-DFS. We further denote the sequence $(r, v_1), (v_1, v_2), \dots, (v_m, r)$ of directed edges obtained by directing every undirected edge of T that the agent traversed in the direction in which the agent traversed the edge in the L-DFS traversal the *L-DFS sequence* of T . Note that every undirected edge $\{v, w\}$ of the tree T appears as (v, w) and (w, v) in this sequence. Similarly, we call a depth-first search of T that always chooses the largest label $l > 0$ to an unexplored vertex an R-DFS and the corresponding sequence of directed edges an *R-DFS sequence*. Note that the R-DFS sequence of the edges in T is obtained by reversing the order of edges of the L-DFS sequence and changing every edge (v, w) to (w, v) . A concrete implementation of both the algorithm L-DFS and the algorithm R-DFS is given in Appendix A.1.

We call a consecutive subsequence of an L-DFS or R-DFS sequence a *substring*. For an induced subtree $T(v)$ of T , the L-DFS sequence of $T(v)$ is simply a substring of the L-DFS sequence of T . For a subtree S we define the *leftmost* unexplored vertex as the unexplored vertex in S which is incident to the first edge in the L-DFS sequence of S leading to an unexplored vertex and the *rightmost* unexplored vertex as the unexplored vertex in S which is incident to the first edge in the R-DFS sequence of S leading to an unexplored vertex.

We further say that an agent A performing an L-DFS *covers* at least s edges $(v_1, v_2), \dots, (v_s, v_{s+1})$ of the L-DFS sequence of T , if A consecutively visits $v_1, v_2, \dots, v_s, v_{s+1}$ in this order and the sequence $(v_1, v_2), \dots, (v_s, v_{s+1})$ is a substring of the L-DFS sequence of T . Similarly, we say that an agent A performing an R-DFS *covers* at least s edges $(v_1, v_2), \dots, (v_s, v_{s+1})$ of the L-DFS sequence of T , if A consecutively visits $v_{s+1}, v_s, \dots, v_2, v_1$ in this order and the sequence $(v_1, v_2), \dots, (v_s, v_{s+1})$ is a substring of the L-DFS sequence of T . Note that two agents A_1 and A_2 may traverse the same edge in the same direction, but still cover two distinct sets of directed edges of the L-DFS sequence, if one agent performs an L-DFS and the other agent an R-DFS.

With these definitions, we are now ready to explain the idea of the algorithm DIVIDE & EXPLORE: During the run of the algorithm, we maintain a set \mathcal{T} of edge-disjoint subtrees of T , initially just containing T . An example is shown in Fig. 1, where the triangles show the subtrees that are currently contained in the set \mathcal{T} . In every iteration, we consider a subtree S which contains an unexplored vertex and has the highest root, i.e., minimizes $d(r_S)$. As

long as the leftmost unexplored vertex v_L in S is not too far away from r_S , i.e., $d(v_L) - d(r_S)$ is sufficiently small, we send an agent to v_L and let it continue the L-DFS from there. We do the same if v_R is not too deep and then let the agent continue the R-DFS from v_R . The intuition is that the energy spent to reach r_S is unavoidable, but also the agents in the offline optimum OPT need to spend this energy without exploring new vertices after the tree has been explored up to depth $d(r_S)$. Thus, the agent only potentially wastes energy to reach v_L (or v_R), but from then on explores many new vertices because an agent doing $2m$ edge traversals on a DFS visits at least m distinct vertices. If both v_L and v_R are sufficiently deep, we split S into two edge-disjoint subtrees $S^{(1)}$ and $S^{(2)}$, as shown in Fig. 1. In this case both $S^{(1)}$ and $S^{(2)}$ contain a sufficiently long part of the L-DFS sequence, which has not been covered by any agent. This is important because we want to avoid that an agent is sent to a new subtree which only needs little more exploration. A complete description of DIVIDE & EXPLORE is given in Algorithm 1.

Algorithm 1: DIVIDE & EXPLORE

```

Input: tree  $T$  with root  $r$ , set of agents  $\mathcal{A}$ , energy bound  $B$ 
 $\mathcal{T} = \{T\}$ 
L-DFS( $T, r$ )
R-DFS( $T, r$ )
while  $T$  contains unexplored vertex and  $\exists$  agent at  $r$  do
  // move down the roots of the subtrees in  $\mathcal{T}$  if possible
  forall  $S \in \mathcal{T}$  containing an unexplored vertex do
     $r_0 := r_S$ 
    while  $r_0$  only has one child  $v$  leading to an unexplored vertex
      and  $r_0$  has no unexplored child do
         $r_0 := v$ 
     $\mathcal{T} := (\mathcal{T} \setminus \{S\}) \cup \{T(r_0)\}$ 
  // explore or split the subtree with the highest root
   $S :=$  subtree in  $\mathcal{T}$  that contains an unexplored vertex and minimizes  $d(r_S)$ 
   $v_L :=$  leftmost unexplored vertex in  $S$ 
   $v_R :=$  rightmost unexplored vertex in  $S$ 
  if  $d(v_L) - d(r_S) \leq \max\{1, 1/3 \cdot (B - d(r_S))\}$  then
    | L-DFS( $S, v_L$ )
  else if  $d(v_R) - d(r_S) \leq \max\{1, 1/3 \cdot (B - d(r_S))\}$  then
    | R-DFS( $S, v_R$ )
  else
    |  $v :=$  child of  $r_S$  leading to  $v_R$ 
    |  $S^{(1)} :=$  induced subtree of  $S$  containing all vertices not in  $T(v)$ 
    |  $S^{(2)} :=$  induced subtree of  $S$  containing all vertices in  $T(v)$  and  $r_S$ 
    |  $\mathcal{T} := (\mathcal{T} \setminus \{S\}) \cup \{S^{(1)}, S^{(2)}\}$ 
    | R-DFS( $S^{(1)}, r_S$ )
    | L-DFS( $S^{(2)}, r_S$ )

```

In the remainder of this section, we analyze Algorithm DIVIDE & EXPLORE in order to show that it is 3-competitive. Note that the first agent in DIVIDE & EXPLORE simply performs a depth-first search and explores at least $B/2$ vertices or completely explores the tree. Consequently, if $k = 1$ or if $n < B$, the algorithm is 2-competitive, and thus we assume

XX:6 Maximal Exploration of Trees with Energy-Constrained Agents

in the following that $n \geq B$ and $k \geq 2$.

For the analysis of DIVIDE & EXPLORE, we further need the following notation. For every iteration t of the outer while-loop, we let $k_t \in \{1, 2\}$ be the number of agents used by DIVIDE & EXPLORE in this iteration and $k_0 = 2$ be the number of agents used before the first iteration of the outer while-loop. Further, let \mathcal{T}_t be the set of subtrees \mathcal{T} at the end of iteration t and let T_t^R be the unique subtree of T that connects the set of roots $\{r_S \mid S \in \mathcal{T}_t\}$ of all subtrees with the minimum number of edges. Moreover, we denote the subtree S with the highest root considered by DIVIDE & EXPLORE in iteration t by S_t and its root by r_t . Finally \bar{t} denotes the total number of iterations of the while-loop.

The crux of our analysis is to show that the amortized amount of energy spent making progress on the L-DFS or R-DFS is $\frac{2}{3} \cdot k_i \cdot (B - d(r_i))$ for the agents in iteration i , as stated in the following lemma.

► **Lemma 1.** *The algorithm DIVIDE & EXPLORE either completely explores T or all agents used by the algorithm together cover at least*

$$\frac{2}{3}(|T_{\bar{t}}^R| - 1) + \sum_{0 \leq i \leq \bar{t}} \frac{2}{3} \cdot k_i \cdot (B - d(r_i))$$

distinct edges of the total L-DFS sequence of T .

Proof. Let us assume that DIVIDE & EXPLORE does not completely explore T and let \mathcal{U}_t be the subset of \mathcal{T}_t containing all subtrees with an unexplored vertex. We will show by induction over t that all agents used by DIVIDE & EXPLORE up to the end of iteration t together cover at least

$$\frac{2}{3}(|T_t^R| - 1) + \sum_{S \in \mathcal{U}_t} \frac{2}{3}(B - d(r_S)) + \sum_{0 \leq i \leq t} \frac{2}{3} \cdot k_i \cdot (B - d(r_i)) \quad (1)$$

distinct edges of the total L-DFS sequence of T . It may happen that in the last iteration \bar{t} of DIVIDE & EXPLORE the third case occurs, but only one agent is left at the root. We will treat this special case separately at the end of the proof. First, we show the lower bound above for all t , for which iteration t is completed, i.e., there are enough agents for DIVIDE & EXPLORE to finish iteration t .

For $t = 0$, we have $\mathcal{U}_0 = \{T\}$ as DIVIDE & EXPLORE does not completely explore T by assumption, $k_0 = 2$, $r_0 = r_T$, and T_0^R only contains r_T . Thus the lower bound (1) on the number of edges covered by the first two agents evaluates to $2B$. The first agent used by DIVIDE & EXPLORE performs an L-DFS and covers exactly B edges of the total L-DFS sequence of T . The second agent performs an R-DFS starting at the root of T and also covers exactly B edges of the total L-DFS sequence of T . The edges covered by the second agent are distinct from the edges covered by the first because T is not completely explored by the algorithm by assumption. Hence, the lower bound (1) holds for $t = 0$.

Now, assume that the lower bound (1) holds for $t - 1$. We will show it for iteration t . Let \mathcal{U}'_{t-1} be the set of subtrees \mathcal{U}_{t-1} after the for-all loop in iteration t terminated and possibly some roots of the trees in \mathcal{U}_{t-1} were moved down. We claim that

$$\frac{2}{3}(|T_{t-1}^R| - 1) + \sum_{S \in \mathcal{U}_{t-1}} \frac{2}{3}(B - d(r_S)) = \frac{2}{3}(|T_t^R| - 1) + \sum_{S \in \mathcal{U}'_{t-1}} \frac{2}{3}(B - d(r_S)). \quad (2)$$

For any subtree $S \in \mathcal{U}_{t-1}$, let $S' \in \mathcal{U}'_{t-1}$ be the corresponding subtree after the root of S was possibly moved down. The tree T_t^R contains all vertices of the tree T_{t-1}^R plus the path from r_S to $r_{S'}$, i.e., $d(r_S) - d(r_{S'})$ additional vertices, for all $S \in \mathcal{U}_{t-1}$. This already implies (2).

Applying (2) on the lower bound (1) for $t-1$ yields that the number of edges of the total L-DFS sequence of T covered by the agents up to iteration $t-1$ is at least

$$\frac{2}{3}(|T_t^R| - 1) + \sum_{S \in \mathcal{U}'_{t-1}} \frac{2}{3}(B - d(r_S)) + \sum_{0 \leq i \leq t-1} \frac{2}{3} \cdot k_i \cdot (B - d(r_i)). \quad (3)$$

Let now S_t be the subtree with root r_t considered by the algorithm in iteration t as defined above and v_L, v_R be defined as in the algorithm.

First, assume that we have $d(v_L) - d(r_t) \leq \max\{1, 1/3 \cdot (B - d(r_t))\}$ and let A_0 be the only agent used by the algorithm in iteration t . Note that if $1/3 \cdot (B - d(r_t)) < 1$, then once it has reached r_t , agent A_0 has either one or two energy left. In the first case, A_0 only explores v_L and makes a progress of 1 on the total L-DFS sequence. In the second case, A_0 makes a progress of 2 on the total L-DFS sequence: it goes to v_L and then either it visits a child of v_L , or it goes back to r_t . Consequently, if $1/3 \cdot (B - d(r_t)) < 1 = d(v_L) - d(r_t)$, A_0 makes a progress of at least $(B - d(r_t)) \geq 2/3 \cdot (B - d(r_t))$ on the total L-DFS sequence.

Suppose now that $1 \leq d(v_L) - d(r_t) \leq 1/3 \cdot (B - d(r_t))$. Agent A_0 moves to v_L using at most $1/3 \cdot (B - d(r_t))$ energy and then performs an L-DFS. If A_0 does not completely explore S_t , then the set of edges traversed by A_0 starting in v_L and directed in the direction the edge is traversed by A_0 has not been covered by any other agent. Therefore A_0 makes a progress of at least $2/3 \cdot (B - d(r_t))$ edges on the total L-DFS sequence. Adding this progress of agent A_0 to the lower bound in (3) on the number of edges covered by the agents in the first $t-1$ iterations and using $\mathcal{U}_t = \mathcal{U}'_{t-1}$ yields the lower bound (1) for iteration t .

Next assume that A_0 completely explores the subtree S_t . We then have $\mathcal{U}_t = \mathcal{U}'_{t-1} \setminus \{S_t\}$ and the lower bound (1) for iteration t follows directly from the lower bound (3) even if A_0 explores only v_L and only covers two new directed edges of the total L-DFS sequence.

The proof when $d(v_R) - d(r_t) \leq 1/3 \cdot \max\{1, 1/3 \cdot (B - d(r_t))\}$ is completely analogous.

Finally, assume that the last case occurs in iteration t and S_t is split into two subtrees $S^{(1)}$ and $S^{(2)}$ as defined in the algorithm. Further, let A_1 and A_2 be the agents used in iteration t for performing an R-DFS in $S^{(1)}$ and an L-DFS in $S^{(2)}$, respectively.

We first show that v_L and v_R are below different children of r_t . Note that we have $d(v_L) - d(r_t) > \max\{1, 1/3 \cdot (B - d(r_t))\} \geq 1$ and $d(v_R) - d(r_t) > \max\{1, 1/3 \cdot (B - d(r_t))\} \geq 1$ and therefore neither v_L nor v_R are children of r_t . Suppose, for the sake of contradiction, there is a child v of r_t such that both v_L and v_R are contained in $T(v)$. By the definition of v_L and v_R , the subtrees below all other children of r_t must be completely explored. This means r_t only has one child leading to an unexplored vertex. We cannot have $v_L = v_R = v$ as v_L and v_R are not children of r_t . But then the root r_t would be moved down to v and possibly further at the beginning of iteration t . This is a contradiction. Therefore, $S^{(1)}$ and $S^{(2)}$ are edge-disjoint, non-empty trees and v_L is contained in $S^{(1)}$ and v_R in $S^{(2)}$.

Agent A_1 , which moves according to the call R-DFS($S^{(1)}, r_t$), moves to r_t using $d(r_t)$ energy and starts an R-DFS making a progress of at least $d(v_L) - d(r_t) > 1/3 \cdot (B - d(r_t))$ on the overall L-DFS sequence, as the part of the L-DFS sequence from v_L to r_t has not been covered by any other agent and has length at least $d(v_L) - d(r_t)$. If A_1 does not completely explore $S^{(1)}$, then it makes even a progress of $B - d(r_t)$ on the overall L-DFS sequence.

The second agent used in iteration t , the agent A_2 , first moves to r_t using $d(r_t)$ energy and then performs an L-DFS according to the call L-DFS($S^{(2)}, r_t$). We have $d(v_R) - d(r_t) > 1/3 \cdot (B - d(r_t))$ and hence A_2 makes a progress of at least $1/3 \cdot (B - d(r_t))$ edges on the overall L-DFS sequence, as the part of the sequence from r_t to v_R has not been covered by any other agent. If A_2 does not completely explore $S^{(2)}$, then it also makes a progress of $B - d(r_t)$ on the overall L-DFS sequence.

XX:8 Maximal Exploration of Trees with Energy-Constrained Agents

Let $s \in \{0, 1, 2\}$ be the number of subtrees among $\{S^{(1)}, S^{(2)}\}$ that A_1 and A_2 do not explore completely. By the above argument, we showed that overall A_1 and A_2 together make a progress of at least $2/3 \cdot (B - d(r_t)) + s \cdot 2/3 \cdot (B - d(r_t))$ edges on the overall L-DFS sequence of T . Adding this progress to the lower bound (3) and using $S_t \in \mathcal{U}'_{t-1} \setminus \mathcal{U}_t$ again yields the lower bound (1) for iteration t .

In order to show the claim, let us consider the last iteration \bar{t} . If DIVIDE & EXPLORE can complete this iteration, then the claim follows directly from the lower bound (1) because $\frac{2}{3}(B - d(r_S)) \geq 0$ for all $S \in \mathcal{U}_{\bar{t}}$ as no agent can explore a vertex below depth B in T . Now assume that iteration \bar{t} is not completed. But then we have that the number of edges of the total L-DFS sequence of T covered by the agents up to iteration $\bar{t} - 1$ is at least

$$\frac{2}{3}(|T_{\bar{t}}^R| - 1) + \sum_{S \in \mathcal{U}'_{\bar{t}-1}} \frac{2}{3}(B - d(r_S)) + \sum_{0 \leq i \leq \bar{t}-1} \frac{2}{3} \cdot k_i \cdot (B - d(r_i))$$

by the lower bound (3). This lower bound already implies the claim, as we have $k_{\bar{t}} = 1$ and $\sum_{S \in \mathcal{U}'_{\bar{t}-1}} \frac{2}{3}(B - d(r_S)) \geq \frac{2}{3} \cdot k_{\bar{t}} \cdot (B - d(r_{\bar{t}}))$. ◀

With the lower bound above, we can now prove the main result of this section.

► **Theorem 2.** *The algorithm DIVIDE & EXPLORE is 3-competitive.*

Proof. Assume that the algorithm DIVIDE & EXPLORE terminates after iteration \bar{t} . If it completely explores T , then it is clearly optimal. So let us assume that it runs out of agents in iteration \bar{t} .

Let A_1, A_2, \dots, A_k be the sequence of agents used by DIVIDE & EXPLORE in this order and let agent A_i be used in iteration t_i . We let $d_i := d(r_{t_i})$ be the depth of the root of the subtree visited by A_i in iteration t_i . As the algorithm in every iteration chooses the subtree S with an unexplored vertex which minimizes $d(r_S)$, we have $d_1 \leq d_2 \leq \dots \leq d_k$.

Note that every undirected edge $\{v, w\}$ of the tree appears exactly twice as a directed edge in the total L-DFS sequence of T , as (v, w) and as (w, v) . Thus dividing the bound given by Lemma 1 by two yields a lower bound on the number of distinct undirected edges traversed by the agents. As T is a tree, this number plus 1 is a lower bound on the number of vertices visited by the agents. Thus, using the notation T^R instead of $T_{\bar{t}}^R$, we obtain

$$|\text{ALG}| \geq \frac{1}{3}|T^R| + \sum_{1 \leq i \leq k} \frac{1}{3} \cdot (B - d_i). \quad (4)$$

Let now A_1^*, \dots, A_k^* be the k agents used by an optimal offline algorithm OPT and let d_i^* be the maximum depth of a vertex in T^R that is visited by the agent A_i^* . This is well-defined as every agent at least visits the root r of T^R . We assume without loss of generality that $d_1^* \leq d_2^* \leq \dots \leq d_k^*$. As the agent A_i^* must use at least d_i^* energy to reach a vertex at depth d_i^* in T^R , we have

$$|\text{OPT}| \leq |T^R| + \sum_{1 \leq i \leq k} (B - d_i^*). \quad (5)$$

Consider the maximal index $j \in \{1, \dots, k\}$ such that $d_j > d_j^*$. If no such j exists, $d_i \leq d_i^*$ holds for all $1 \leq i \leq k$. This implies $\sum_{i=1}^k (B - d_i^*) \leq \sum_{i=1}^k (B - d_i)$ and thus also $|\text{OPT}|/|\text{ALG}| \leq 3$ by (4) and (5).

Otherwise, we have $d_1^* \leq d_2^* \leq \dots \leq d_j^* < d_j$. Let T_{ALG}^j be the subtree explored by the first j agents used by DIVIDE & EXPLORE. We claim that all vertices explored by the

agents A_1^*, \dots, A_j^* are contained in T_{ALG}^j . Assume, for the sake of contradiction, that there is $1 \leq i \leq j$ such that agent A_i^* explores a vertex u which is not contained in T_{ALG}^j . At the moment when the agent A_j is used by DIVIDE & EXPLORE, the root r_S of every subtree $S \in \mathcal{T}_{t_j}$ is contained in $T_{t_j}^R$ and it has depth at least d_j . Let $S' \in \mathcal{T}_{t_j}$ be the subtree containing u . This means that the agent A_i^* must also visit $r_{S'}$ to reach u . But $T_{t_j}^R$ is a subtree of T^R and thus A_i^* visits a vertex in T^R of depth $d(r_{S'}) \geq d_j$. This implies $d_i^* \geq d(r_{S'}) \geq d_j$ contradicting the initial assumption that $d_i^* < d_j$. Consequently, the agents A_1^*, \dots, A_j^* in OPT only visit vertices in T_{ALG}^j . But then the first j agents in OPT visit a strict subset of the vertices visited by the first j agents in DIVIDE & EXPLORE. In this case, we can just replace the agents A_1^*, \dots, A_j^* and their paths by the agents A_1, \dots, A_j and their paths in DIVIDE & EXPLORE and $|\text{OPT}|$ does not decrease. By construction and by maximality of j , we then have $d_i \leq d_i^*$ for all $1 \leq i \leq k$ which again implies the claim. ◀

Note that the analysis of DIVIDE & EXPLORE is tight as shown in Appendix A.2.

4 A General Lower Bound on the Competitive Ratio

We first present an easy example showing a lower bound of 2 on the competitive ratio of any online algorithm.

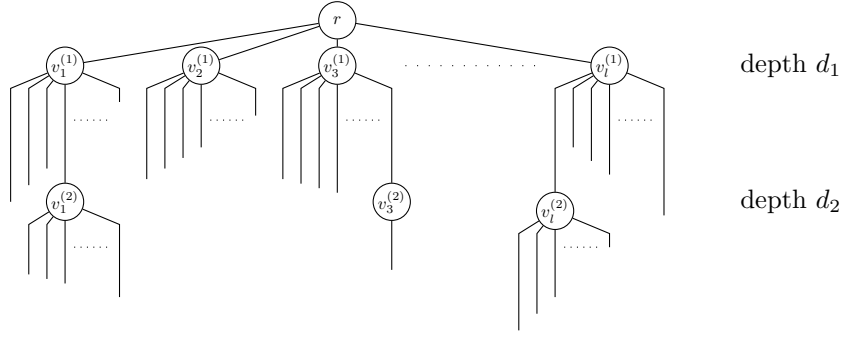
► **Proposition 3.** *There exists no ρ -competitive online exploration algorithm with $\rho < 2$.*

Proof. Given positive integers k and B , where B is even, consider the star with center r , k rays of length B and $k \cdot B/2$ rays of length 1. For every algorithm, the adversary can ensure that no agent that starts at r ever enters a long ray: Whenever an agent is at r and decides to follow an unexplored edge, the adversary directs it to a short ray. Therefore, every agent can explore at most $B/2$ edges and all k agents together at most $k \cdot B/2$ edges as B is even. On the other hand, the offline optimum sends all agents in the long rays and explores $k \cdot B$ edges. ◀

Note that this lower bound only requires that B is even and otherwise works for any choice of parameter k and B . For the lower bound of $(5 + 3\sqrt{17})/8 \approx 2.17$ on the competitive ratio, we present a sequence of instances where k and B become arbitrarily large. We initially construct an instance with general parameters and at the end choose the parameters to maximize the competitive ratio that the online algorithm can achieve. The lower bound instances that we construct are trees that contain very long paths and high degree vertices at certain depth in the tree. The length of the paths is determined by the online exploration algorithm.

► **Theorem 4.** *There exists no ρ -competitive online exploration algorithm with $\rho < (5 + 3\sqrt{17})/8 \approx 2.17$.*

For a given online algorithm ALG, we consider a set of $k = 2l - 1$ agents \mathcal{A} for $l \in \mathbb{N}$ with energy B each and we let $\Delta = \lceil \sqrt{2 \cdot l \cdot B} \rceil + 2l$. We now construct a tree T , which is shown in Figure 2, depending on the behavior of the algorithm. T has a root r with l distinct paths, each going from r to a vertex $v_i^{(1)}$ at depth d_1 for $i = 1, \dots, l$. Each vertex $v_i^{(1)}$ has degree $\Delta + 1$ and is the root of a subtree T_i . There are Δ paths connected to every $v_i^{(1)}$ whose length will be determined by the algorithm. Furthermore, depending on the algorithm, there may exist a vertex $v_i^{(2)}$ at depth d_2 that has degree $\Delta + 1$ and also Δ paths connected to it whose length will be determined by the algorithm. We call the



■ **Figure 2** Tree for the lower bound on the competitive ratio.

subtrees with root $v_i^{(1)}$ and $v_i^{(2)}$ *adaptive subtrees* as they depend on the behavior of the online exploration algorithm. We further assume that B, d_1, d_2 are even and

$$d_1 + \Delta < d_2 \leq \frac{5}{3} \cdot d_1 \quad \text{and} \quad 3 \cdot d_1 < B \leq d_1 + 2 \cdot d_2. \quad (6)$$

Each of the adaptive trees can be *active*, i.e., as soon as an agent visits an unexplored vertex on a path another unexplored neighbor is presented, or *passive*, i.e., all unexplored vertices in the adaptive tree are leaves. Moreover, every subtree T_i has a budget N_i , which limits the total number of non-leaf vertices that are presented to the algorithm, i.e., if N_i vertices that are not leaves have been explored in T_i both adaptive trees in T_i become passive and from now on all unexplored vertices in T_i are leaves. The budget N_i is initially 2 and is increased as described below when agents enter the subtree T_i . Initially every subtree T_i has an active adaptive subtree below $v_i^{(1)}$. We now present new vertices to the algorithm in every subtree T_i for $i \in 1, \dots, l$ according to the following rules:

1. *When the first agent A_1 that has not visited any other tree $T_j \neq T_i$ before enters T_i for the first time:*

The budget N_i of T_i is increased by $(B + d_2)/2 - d_1 + 2\Delta$, the adaptive tree below $v_i^{(1)}$ is active and $v_i^{(2)}$ has not been discovered. The first vertex at depth d_2 discovered by A_1 is $v_i^{(2)}$, i.e., it has degree $\Delta + 1$ and is the root of another adaptive tree which is active. Additionally, if A_1 explores a new vertex v at depth $d > d_2$ in T_i (below $v_i^{(2)}$) or on any branch below $v_i^{(1)}$ and the remaining energy of A_1 is $\leq d - d_2$, then we stop presenting new vertices on the current path of A_1 , i.e., v is a vertex without further unexplored neighbors.

2. *When the second agent A_2 that has not visited any other tree $T_j \neq T_i$ before enters T_i for the first time:*

- a. *If A_1 has explored at most $(d_1 + d_2)/2$ vertices in T_i :*

The adaptive trees both at $v_i^{(1)}$ and at $v_i^{(2)}$ become passive. In all following cases below, we assume that A_1 explored more than $(d_1 + d_2)/2$ vertices in T_i .

- b. *If A_1 has explored the vertex $v_i^{(2)}$ or still has enough energy left to reach a vertex v at depth d_2 via an unexplored vertex:*

If $v_i^{(2)}$ has been discovered, the adaptive tree at $v_i^{(1)}$ becomes passive, but the adaptive tree at $v_i^{(2)}$ remains active. If A_1 has not visited a vertex at depth d_2 , then the adaptive tree at $v_i^{(1)}$ becomes passive except for the path via an unexplored vertex to $v_i^{(2)} := v$ at depth d_2 , which A_1 can reach with its remaining energy. From now on, if any agent A is at depth $d > d_2$, then we stop presenting new vertices on the current path of A as soon as the remaining energy is $\leq d - d_2$.

c. If A_1 has not visited a vertex at depth d_2 and has not enough energy to reach a vertex at depth d_2 via an unexplored vertex:

From now on if any agent A is at depth $d > d_1$, we stop presenting new vertices on the current path of A if the remaining energy of A is $\leq d - d_1$.

3. Whenever an agent A which before has visited a tree $T_j \neq T_i$ enters T_i for the first time with remaining energy B_A :

The budget N_i of T_i is increased by $B_A/2 + 2$. If A discovers a vertex v below $v_i^{(2)}$ at depth $d > d_2$ and the remaining energy of A is $\leq d - d_2$, then we stop presenting new vertices on this path. Similarly, if A discovers a vertex v below $v_i^{(1)}$ at depth $d > d_1$ (but not on a branch containing $v_i^{(2)}$) and the remaining energy of A is $\leq d - d_1$, then we also stop presenting new vertices on that path.

Note that in every tree T_i , if Case 2b does not occur in T_i , $v_i^{(2)}$ and the adaptive subtree below $v_i^{(2)}$ exist if and only if A_1 discovers a vertex v at depth d_2 .

The full proof of the lower bound of $(5 + 3\sqrt{17})/8$ on the competitive ratio is quite technical and given in Appendix B. Here we want to give some intuition by looking at two special cases and making some simplifying assumptions, which do not hold in general. The adaptive trees are constructed in a way that a path ends exactly when the agent currently exploring that path has just enough energy to return to $v_i^{(1)}$ or $v_i^{(2)}$ respectively. So let us make the simplifying assumption that the final position of every agent is either at $v_i^{(1)}$ or $v_i^{(2)}$ for some $i \in \{1, \dots, l\}$. The online algorithm has to balance between sending each agent to only one subtree T_i to completely explore it or to move to a second subtree T_j later to explore more vertices which are close to the root r . We will consider instances with increasing values of B and l in such a way that $l = o(B)$. Note that this implies that $\Delta = o(B)$.

Let us consider the special case that the algorithm first sends one agent to each of the subtrees T_1, \dots, T_l and then a second agent to every subtree except T_1 (there are $2l - 1$ agents and l subtrees). For sake of simplification, assume that A_1 visits $v_i^{(2)}$ and Case 2b occurs in each subtree T_i when the second agent A_2 enters T_i . Note that in this case, A_1 cannot visit another subtree as it visits $v_i^{(2)}$ at depth d_2 and $2d_2 + d_1 \geq B$ by (6). We further assume that for each subtree T_i , $2 \leq i \leq l$, either the second agent A_2 entering T_i helps A_1 to explore T_i completely, or it goes to T_1 to explore new vertices.

The first agent A_1 in each subtree T_i can explore at most $(B + d_2)/2$ vertices in T if its final position is at $v_i^{(2)}$ (it traverses at most d_2 edges once and all other edges are traversed an even number of times) and less vertices if its final position is at $v_i^{(1)}$. Note that $d_1 - 2$ of the vertices explored by A_1 are on the path from r to $v_i^{(1)}$ and thus A_1 can only explore at most $(B + d_2)/2 - d_1 + 2$ vertices in T_i . But by construction the budget N_i is increased by $(B + d_2)/2 - d_1 + 2\Delta$ when A_1 enters T_i so that A_1 alone cannot deplete the whole budget and completely explore T_i .

As the subtree below $v_i^{(1)}$ becomes passive when A_2 enters T_i , A_2 can only explore at most Δ vertices that are not below $v_i^{(2)}$. Therefore if A_1 and A_2 completely explore T_i , A_2 has to go to depth d_2 and then it cannot visit any other subtree as $2d_2 + d_1 \geq B$ by (6). In this case, agents A_1 and A_2 together then explore at most N_i vertices in T_i plus at most 2Δ leaves and the path of length d_1 leading to T_i , i.e., they explore at most $(B + d_2)/2 + 4\Delta + 2 = (B + d_2)/2 + o(B)$ vertices.

Suppose now that A_1 and A_2 do not completely explore the subtree T_i and that A_2 goes to T_1 to explore new vertices after having visited T_i . Assume that A_2 has B_{A_2} energy left when it enters T_1 , and note that $B_{A_2} \leq (B - 3d_1)/2$ since A_2 went first to T_i before

XX:12 Maximal Exploration of Trees with Energy-Constrained Agents

entering T_1 . Agent A_2 can explore at most $B_{A_2}/2$ new vertices in T_1 if its final position is in $v_i^{(1)}$ (every edge it traverses in T_1 is traversed an even number of times) and less vertices if its final position is in $v_i^{(2)}$ (since the vertices on the branch from $v_i^{(1)}$ to $v_i^{(2)}$ have already been explored). Note that when A_2 enters T_1 , the budget N_1 of T_1 is increased by $B_{A_2}/2 + 2$ and thus the budget of T_1 is never depleted. As A_2 has B_{A_2} energy left when it enters T_1 and spends $3d_1$ energy to first reach T_i and then T_1 , it can have explored at most $(B - 3d_1 - B_{A_2})/2$ vertices in T_i because A_2 traverses every edge in T_i an even number of times. Overall, A_2 thus explores at most $(B - 3d_1)/2$ new vertices and A_1 at most $(B + d_2)/2$ vertices in this case.

Recall that for sake of simplification, we consider only two strategies for the online algorithm ALG: either in every tree T_i , $2 \leq i \leq l$, A_1 and A_2 completely explore T_i , or for every tree T_i , $2 \leq i \leq l$, the second agent A_2 entering T_i also visits T_1 (and T_i is not completely explored by the algorithm). In the first case, the algorithm explores at most $l \cdot (B + d_2)/2 + o(lB)$ vertices. In the second case, the algorithm explores at most $l \cdot ((B + d_2)/2 + (B - 3d_1)/2) + o(lB)$ vertices.

Let us now consider an optimal offline algorithm OPT. Whatever the strategy of ALG is, one can show that there is always an unexplored vertex u_1 at depth at most $d_1 + \Delta$ in T_1 . We can assume that u_1 has degree $2l$ and there are $2l - 1$ distinct paths of length B connected to it.

If ALG completely explores every tree T_i , $2 \leq i \leq l$, then OPT can send all agents to u_1 and then each agent explores one of the paths below u_1 . In this case, OPT explores at least $B + (2l - 2) \cdot (B - d_1 - \Delta) = 2l \cdot (B - d_1) - o(lB)$ vertices.

If ALG does not completely explore any T_i , $2 \leq i \leq l$, then there exists an unexplored vertex u_i in each tree T_i , $2 \leq i \leq l$, and we can assume that there is a path of length B connected to it. In this case, OPT can send an agent to each u_i , $2 \leq i \leq l$ that can then explore the path below u_i . Then, OPT can send the remaining l agents to u_1 as in the previous case, and each of these agent explores one of the paths below u_1 . In this case, OPT explores at least $lB + (l - 1) \cdot (B - d_1 - \Delta) = l \cdot (2B - d_1) - o(lB)$ vertices.

Since the algorithm can choose the best strategy among the two, we get

$$\frac{|\text{OPT}|}{|\text{ALG}|} \geq \min \left\{ \frac{4l \cdot (B - d_1) - o(lB)}{l \cdot (B + d_2) + o(lB)}, \frac{2l \cdot (2B - d_1) - o(lB)}{l \cdot (2B + d_2 - 3d_1) + o(lB)} \right\}.$$

In order to maximize the competitive ratio, we want to choose d_2 as small as possible. Because of the initial assumptions on the parameter in (6), we must have $2d_2 + d_1 \geq B$ and thus we choose $d_2 = (B - d_1)/2$. Additionally, dividing by l and omitting the terms that vanish as B tends to infinity, we obtain

$$\frac{|\text{OPT}|}{|\text{ALG}|} \geq \lim_{B \rightarrow \infty} \min \left\{ \frac{8B - 8d_1}{3B - d_1}, \frac{8B - 4d_1}{5B - 7d_1} \right\}.$$

By standard calculus, the competitive ratio is maximized when the two terms on the right-hand side are equal and this is true when $d_1 = (19 - 3\sqrt{17})B/26$. These choices of d_1 and d_2 satisfy (6) and the above lower bound evaluates to $(5 + 3\sqrt{17})/8 \approx 2.17$.

We made several simplifying assumptions to get to this bound, but one can show that no other strategy can beat the lower bound we established. The challenge in the analysis is that the online algorithm does not necessarily use one agent after the other, but the agents may wait in between. This creates many different cases which need to be grouped and analyzed.

References

- 1 Susanne Albers and Monika R. Henzinger. Exploring Unknown Environments. *SIAM J. Comput.*, 29(4):1164–1188, 2000. doi:10.1137/S009753979732428X.
- 2 Christoph Ambühl, Leszek Gąsieniec, Andrzej Pelc, Tomasz Radzik, and Xiaohui Zhang. Tree Exploration with Logarithmic Memory. *ACM Trans. Algorithms*, 7(2):17:1–17:21, 2011. doi:10.1145/1921659.1921663.
- 3 Baruch Awerbuch, Margrit Betke, Ronald L. Rivest, and Mona Singh. Piecemeal Graph Exploration by a Mobile Robot. *Inform. and Comput.*, 152(2):155–172, 1999. doi:10.1006/inco.1999.2795.
- 4 Margrit Betke, Ronald L. Rivest, and Mona Singh. Piecemeal learning of an unknown environment. *Machine Learning*, 18(2):231–254, 1995. doi:10.1007/BF00993411.
- 5 Shantanu Das. Mobile agents in distributed computing: Network exploration. *Bull. Eur. Assoc. Theor. Comput. Sci. (EATCS)*, 109:54–69, 2013.
- 6 Shantanu Das, Dariusz Dereniowski, and Christina Karousatou. Collaborative Exploration by Energy-Constrained Mobile Robots. In *Proc. 22nd Int. Colloquium Structural Information and Communication Complexity (SIROCCO)*, volume 9439, 2015. doi:10.1007/978-3-319-25258-2.
- 7 Shantanu Das, Dariusz Dereniowski, and Przemysław Uznański. Energy constrained depth first search. *ArXiv e-prints*, 2017. arXiv:1709.10146.
- 8 Xiaotie Deng and Christos H. Papadimitriou. Exploring an unknown graph. *J. Graph Theory*, 32(3):265–297, 1999. doi:10.1002/(SICI)1097-0118(199911)32:3<265::AID-JGT6>3.0.CO;2-8.
- 9 Dariusz Dereniowski, Yann Disser, Adrian Kosowski, Dominik Pająk, and Przemysław Uznański. Fast collaborative graph exploration. *Inform. and Comput.*, 243:37–49, 2015. doi:10.1016/j.ic.2014.12.005.
- 10 Yann Disser, Jan Hackfeld, and Max Klimm. Undirected graph exploration with $\Theta(\log \log n)$ pebbles. In *Proc. 27th Annu. ACM-SIAM Symp. Discrete Algorithms (SODA)*, pages 25–39, 2016. doi:10.1137/1.9781611974331.ch3.
- 11 Yann Disser, Frank Mousset, Andreas Noever, Nemanja Skoric, and Angelika Steger. A General Lower Bound for Collaborative Tree Exploration. In *Proc. 24th Int. Colloquium Structural Information and Communication Complexity (SIROCCO)*, pages 125–139, 2017. doi:10.1007/978-3-319-72050-0_8.
- 12 Christian A. Duncan, Stephen G. Kobourov, and V. S. Anil Kumar. Optimal constrained graph exploration. *ACM Trans. Algorithms*, 2(3):380–402, 2006. doi:10.1145/1159892.1159897.
- 13 Mirosław Dynia, Mirosław Korzeniowski, and Christian Schindelhauer. Power-Aware Collective Tree Exploration. In *Proc. 19th Int. Conf. Architecture of Computing Systems (ARCS)*, pages 341–351, 2006. doi:10.1007/11682127.
- 14 Mirosław Dynia, Jakub Łopuszański, and Christian Schindelhauer. Why robots need maps. In *Proc. 14th Int. Colloquium Structural Information and Communication Complexity (SIROCCO)*, pages 41–50, 2007. doi:10.1007/978-3-540-72951-8_5.
- 15 Rudolf Fleischer and Gerhard Trippen. Exploring an Unknown Graph Efficiently. In *Proc. 13th Annu. European Symp. Algorithms (ESA)*, pages 11–22, 2005. doi:10.1007/11561071_4.
- 16 Klaus-Tycho Foerster and Roger Wattenhofer. Lower and upper competitive bounds for online directed graph exploration. *Theoret. Comput. Sci.*, 655:15–29, 2016. doi:10.1016/j.tcs.2015.11.017.
- 17 Pierre Fraigniaud, Leszek Gąsieniec, Dariusz R. Kowalski, and Andrzej Pelc. Collective Tree Exploration. *Networks*, 48(3):166–177, 2006. doi:10.1002/net.v48:3.

- 18 Pierre Fraigniaud, David Ilcinkas, Guy Peer, Andrzej Pelc, and David Peleg. Graph exploration by a finite automaton. *Theoret. Comput. Sci.*, 345(2-3):331–344, 2005. doi:10.1016/j.tcs.2005.07.014.
- 19 Nicole Megow, Kurt Mehlhorn, and Pascal Schweitzer. Online graph exploration: New results on old and new algorithms. *Theoret. Comput. Sci.*, 463:62–72, 2012. doi:10.1016/j.tcs.2012.06.034.
- 20 Christian Ortolf and Christian Schindelbauer. A Recursive Approach to Multi-robot Exploration of Trees. In *Proc. 21st Int. Colloquium Structural Information and Communication Complexity (SIROCCO)*, pages 343–354, 2014. doi:10.1007/978-3-319-09620-9_26.
- 21 Petrişor Panaite and Andrzej Pelc. Exploring Unknown Undirected Graphs. *J. Algorithms*, 33(2):281–295, 1999. doi:10.1006/jagm.1999.1043.

A An Algorithm for Maximal Tree Exploration

A.1 L-DFS and R-DFS

Algorithm 2: L-DFS(T, u)

Input: Tree T , starting vertex u in T
 move on a shortest path to u
while agent A has energy left and T is not completely explored **do**
 if the subtree below the current node is completely explored **then**
 | traverse the edge with label 0
 else
 | traverse the unexplored edge with the smallest label $l > 0$

Algorithm 3: L-DFS(T, u)

Input: Tree T , starting vertex u in T
 move on a shortest path to u
while agent A has energy left and T is not completely explored **do**
 if the subtree below the current node is completely explored **then**
 | traverse the edge with label 0
 else
 | traverse the unexplored edge with the largest label $l > 0$

A.2 Divide & Explore is not ρ -competitive for $\rho < 3$

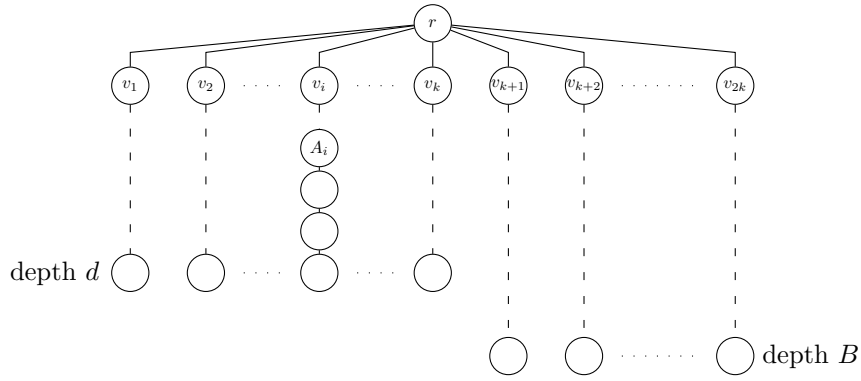
We construct now an example to show that the analysis of DIVIDE & EXPLORE is tight. Let $k, d \in \mathbb{N}$, $d \geq 2$ and $B = 3(d - 1)$. The tree T consists of a root r connected to $2k$ paths, of which k have length d and k have length B , as illustrated in Fig. 3. We assume that the edge labels of the edges incident to the root are increasing from left to right, i.e., for all $1 \leq i \leq 2k - 1$, the edge label of $\{r, v_i\}$ is smaller than the label of $\{r, v_{i+1}\}$. We further denote the path r, v_i, \dots up to the leaf of the tree by P_i .

At the beginning of DIVIDE & EXPLORE, one agent A_1 performs an L-DFS and completely explores P_1 and explores P_2 up to depth $d - 3$, overall exploring $2d - 3$ vertices. The second agent A_2 performs an R-DFS and completely explores the rightmost path P_{2k} of length B , i.e., $B = 3(d - 1)$ vertices. From now on, in every iteration of the while loop, we have $\mathcal{T} = \{T\}$, $r_S = r$, $d(v_L) = d - 2$ and thus

$$d(v_L) - d(r_S) = d - 2 \leq d - 1 = 1/3 \cdot (B - d(r_S)).$$

This means that, for $i \geq 3$, the agent A_i used in the iteration $i - 2$ of the outer while-loop, first moves to the unexplored vertex at depth $d - 2$ on the path P_{i-1} , then finishes exploring this path, and runs out of energy at depth $d - 3$ in P_i . Thus, A_i explores exactly d vertices. Overall, the number of vertices explored by the algorithm is therefore

$$2d - 3 + 3(d - 1) + (k - 2)d = 5d - 6 + (k - 2)d.$$



■ **Figure 3** Instance showing that the analysis of DIVIDE & EXPLORE is tight.

The optimal offline algorithm sends one agent down each of the paths P_{k+1}, \dots, P_{2k} exploring $3k(d-1)$ vertices. Hence, we obtain the following lower bound on the competitive ratio:

$$\frac{|\text{OPT}|}{|\text{ALG}|} = \frac{3k(d-1)}{5d-6+(k-2)d} \xrightarrow{d \rightarrow \infty, k \rightarrow \infty} 3.$$

B A General Lower Bound on the Competitive Ratio

For every vertex v in T , we say that v is *explored* by an agent A , if A is the first agent visiting v . If $v_i^{(2)}$ is defined, then we say that every vertex on the path from $v_i^{(1)}$ to $v_i^{(2)}$ is explored by the first agent A_1 , which enters T_i and has not visited any other tree $T_j \neq T_i$ before. It may be even the case that A_1 never visits these vertices, but to simplify the analysis, we will still attribute them to A_1 .

For $i \in \{1, \dots, l\}$, we let $\mathcal{A}_{1,i}$ be the set of agents for which T_i is the first tree they visit and let $\mathcal{A}_{2,i}$ be the set of agents for which T_i is the second tree they visit, i.e., every agent $A \in \mathcal{A}_{2,i}$ has visited a subtree distinct from T_i before. Note that an agent can visit at most two subtrees as

$$5 \cdot d_1 \geq d_1 + 4 \cdot \frac{3}{5}d_2 > d_1 + 2 \cdot d_2 \geq B \quad (7)$$

by our assumptions on the parameters in (6). Therefore an agent $A \in \mathcal{A}$ can be contained in one set $\mathcal{A}_{1,i}$ and possibly in some other set $\mathcal{A}_{2,j}$ for $j \in \{1, \dots, l\} \setminus \{i\}$. For every agent $A \in \mathcal{A}$ we let B_A denote the remaining energy when A enters a second subtree. If A only enters at most one of the subtrees T_1, \dots, T_l , we set $B_A = 0$. We now establish the following important properties for the number of vertices that the agents explore.

► **Lemma 5.** *Let T_i be a subtree of T as defined above.*

1. $B_A \leq B - 3d_1$ for all $A \in \mathcal{A}$.
2. If Case 2b or Case 2c occurs, then the first agent A_1 in $\mathcal{A}_{1,i}$ entering T_i does not visit any other subtree, i.e., $B_{A_1} = 0$.
3. Every agent $A \in \mathcal{A}_{2,i}$ explores at most $B_A/2 + 2$ vertices in T_i .
4. The first agent A_1 in $\mathcal{A}_{1,i}$ entering T_i explores at most $(B + d_2)/2 - d_1 + 2\Delta$ vertices.
5. If $|\mathcal{A}_{1,i}| \leq 1$, then the agents in $\mathcal{A}_{1,i} \cup \mathcal{A}_{2,i}$ visit strictly less than N_i vertices in T_i .

6. If the adaptive tree below $v_i^{(1)}$ is active and the budget N_i is not depleted, then there is an unexplored vertex in T_i at depth at most $d_1 + \Delta$.

Proof. 1. Note that we have $B - 3d_1 > 0$ by our initial assumptions on the parameters in (6) and thus the claim trivially holds if A visits at most one of the subtrees T_1, \dots, T_l , i.e., if $B_A = 0$. Now, consider an agent $A \in \mathcal{A}$ visiting two subtrees and assume without loss of generality, that A first visits T_1 and afterwards enters T_2 with remaining energy B_A . To reach T_1 the agent needs to traverse d_1 edges. Afterwards to reach T_2 , the agent A needs to traverse another $2d_1$ edges. Thus, we must have $B_A \leq B - 3d_1$.

2. In both cases, agent A_1 has explored more than $(d_1 + d_2)/2$ vertices in T_i . If A_1 visits another subtree it traverses every edge in T_i an even number of times and therefore needs at least $d_1 + d_2$ energy to explore more than $(d_1 + d_2)/2$ vertices. Moreover, $3d_1$ energy is needed to first reach T_i and then another subtree. As $3d_1 + (d_1 + d_2) > 5d_1 \geq B$ by (6) and (7), A_1 cannot visit another subtree.
3. By definition, the remaining energy of the agent A when entering T_i is B_A . If the final position of A is not in T_i , then it traverses every edge in T_i an even number of times and in particular A traverses at most $B_A/2$ edges in T_i . These can be incident to at most $B_A/2 + 1$ vertices, which yields the claim.

Now, consider the case that the final position of A is below $v_i^{(1)}$ and not below $v_i^{(2)}$ and not on the path between $v_i^{(1)}$ and $v_i^{(2)}$. This means that at some point A must have visited a vertex v at depth d with remaining energy exactly $d - d_1$. Recall that B and d_1 are even, hence B_A is even and this must happen at some point. Then A has exactly enough energy left to move to $v_i^{(1)}$ and, in particular, A cannot reach any other path below $v_i^{(1)}$. If v is explored by A , then v has no new unexplored neighbor and we can simply assume that A returns to $v_i^{(1)}$ as this does not change the number of neighbors it explores. In this case A has traversed every edge in T_i an even number of times and therefore can have explored at most $B_A/2 + 1$ vertices. If v is not explored by A , then A can only explore at most one more vertex after visiting v with energy $d - d_1$, because the current path ends immediately when A explores a new vertex. Compared to the case that v is explored by A , agent A only explores at most one additional vertex in this case so that we can bound the total number of vertices explored by A by $B_A/2 + 2$.

Next consider the case that the final position of A is on the path between $v_i^{(1)}$ and $v_i^{(2)}$. In particular, this implies that $v_i^{(2)}$ is defined and all vertices on the path between $v_i^{(1)}$ and $v_i^{(2)}$ are attributed to A_1 . Note that then all edges that are not on that path, must be traversed an even number of times by A and we therefore again obtain that A can explore at most $B_A/2 + 1$ vertices, which yields the claim.

Finally, the case the final position of A is below $v_i^{(2)}$ is completely analogous to the case that the final position is below $v_i^{(1)}$ as all vertices on the path from $v_i^{(1)}$ to $v_i^{(2)}$ are attributed to A_1 .

4. Let A_1 be the first agent entering T_i . If A_1 visits another subtree $T_j \neq T_i$ afterwards, then A_1 traverses every edge in T_i an even number of times and needs $3d_1$ energy to first reach T_i and afterwards T_j . Overall, A_1 can therefore explore at most $(B - 3d_1)/2$ vertices in T_i and as $(B + d_2)/2 - d_1 + 2\Delta \geq (B - 3d_1)/2$ this yields the claim.

From now on, we can therefore assume that A_1 only visits the subtree T_i . The energy that A_1 spends in T_i is at most $B - d_1$, as $B - d_1$ is the maximum energy possible when entering T_i . If the final position of the agent A_1 is at depth d_2 or above, then it traverses at most $d_2 - d_1$ edges in T_i once using $d_2 - d_1$ energy and exploring at most $d_2 - d_1 + 1$ vertices. All other edges in T_i traversed by A_1 must be traversed at least twice which means there is at most one explored vertex for every two energy used. Overall,

the number of explored vertices is thus bounded by

$$(d_2 - d_1 + 1) + \frac{B - d_1 - (d_2 - d_1)}{2} = \frac{B + d_2}{2} - d_1 + 1,$$

if the final position of A_1 is at depth d_2 or above. If the final position of A_1 is below d_2 , there has to be a vertex v at depth d visited by A_1 such that the remaining energy of A_1 when visiting v is exactly $d - d_2$ (recall that d_2 and B are even by assumption). If v is explored by A_1 , then v is the last vertex that A_1 explores because v then is a vertex without further neighbors and A_1 cannot reach another path below $v_i^{(1)}$ or $v_i^{(2)}$. If v has been already explored by another agent, then A_1 can only explore one more additional vertex as the path also ends immediately if A_1 explores a vertex. If A_1 after visiting v with remaining energy $d - d_2$, would directly move up towards $v_i^{(1)}$, its final position would be at depth d_2 and by the argument above A_1 could explore at most $(B + d_2)/2 - d_1 + 1$ vertices. As A_1 can explore only at most one more vertex, as we just showed, the total number of vertices explored by A_1 is bounded by $(B + d_2)/2 - d_1 + 2$ in this case.

However, in Case 2b, it can happen that $v_i^{(2)}$ is defined as it can be reached by A_1 with its remaining energy when A_2 enters T_i , but A_1 does not visit $v_i^{(2)}$. Recall that we always attribute the vertices on the path between $v_i^{(1)}$ and $v_i^{(2)}$ to A_1 , even if A_1 never visits them. If A_1 visits $v_i^{(2)}$, then it visits all vertices on the path between $v_i^{(1)}$ and $v_i^{(2)}$ and by the argument above the number of vertices visited by A_1 is bounded by $(B + d_2)/2 - d_1 + 2$. As the adaptive tree at $v_i^{(1)}$ becomes passive when A_2 enters T_i , A_1 can from then on only explore Δ vertices which are not on the path between $v_i^{(1)}$ and $v_i^{(2)}$ or below $v_i^{(2)}$. This means compared to the case that A_1 visits $v_i^{(2)}$, A_1 can only visit additional Δ vertices and therefore the overall number of vertices explored by A_1 is bounded by $(B + d_2)/2 - d_1 + 2\Delta$ in this case as $2 + \Delta \leq 2\Delta$. This yields the claim.

5. By Statement 3 of the lemma, every agent $A \in \mathcal{A}_{2,i}$ entering T_i explores at most $B_A/2 + 2$ vertices and the budget N_i is also increased by this value when A enters T_i . Thus, if $\mathcal{A}_{1,i} = \emptyset$, the number of vertices explored in T_i will always be less than the budget, as N_i is initially 2. Now assume, there is one agent $A_1 \in \mathcal{A}_{1,i}$ entering T_i . By Case 1 in the construction of the lower bound, the budget N_i is increased by $(B + d_2)/2 - d_1 + 2\Delta$ and by Statement 4 of the lemma, A_1 also explores at most $(B + d_2)/2 - d_1 + 2\Delta$ vertices in T_i . Thus the budget N_i , which is initially 2, is also larger than the number of explored vertices in T_i in this case.
6. Suppose, for the sake of contradiction, that the budget N_i is not depleted and the adaptive tree below $v_i^{(1)}$ is active, but there is no unexplored vertex at depth at most $d_1 + \Delta$ in T_i . Recall that there are Δ path below $v_i^{(1)}$ and $\Delta = \lceil \sqrt{2 \cdot l \cdot B} \rceil + 2l$. We have $2l - 1$ agents and each agent can be responsible for at most one path to be fully explored and end because the agent has remaining energy $\leq d - d_1$ at depth d . If all other $\lceil \sqrt{2 \cdot l \cdot B} \rceil + 1$ paths are fully explored up to depth Δ , then these path contain at least $\Delta \cdot \lceil \sqrt{2 \cdot l \cdot B} \rceil \geq 2 \cdot l \cdot B$ vertices. But all agents together only have $(2 \cdot l - 1) \cdot B$ energy and hence cannot visit all these vertices. This is a contradiction. ◀

We will say that Case 2a occurs in T_i if $|\mathcal{A}_{1,i}| \geq 2$ and Case 2a occurs when the second agent $A_2 \in \mathcal{A}_{1,i}$ enters T_i . Analogously for Case 2b and Case 2c. We partition the subtrees

into the following three sets:

$$\begin{aligned} M_0 &:= \{i \mid B_A > 0 \text{ for all } A \in \mathcal{A}_{1,i} \text{ or Case 2a occurs in } T_i\}, \\ M_1 &:= \{i \mid T_i \text{ is not completely explored, } \exists A \in \mathcal{A}_{1,i} \text{ with } B_A = 0 \\ &\quad \text{and Case 2a does not occur}\}, \\ M_2 &:= \{i \mid T_i \text{ is completely explored and Case 2b or Case 2c occurs in } T_i\}. \end{aligned}$$

► **Lemma 6.** *Let T_i be a subtree of T , $|T_i|$ be the number of vertices explored in T_i by ALG and M_0 , M_1 and M_2 as defined above.*

1. We have $M_0 \cup M_1 \cup M_2 = \{1, \dots, l\}$ and $M_i \cap M_j = \emptyset$ for all $i, j \in \{0, 1, 2\}$ with $i \neq j$.
2. For every $i = 1, \dots, l$, we have

$$|T_i| \leq \frac{B + d_2}{2} - d_1 + 6\Delta + \sum_{A \in \mathcal{A}_{2,i}} \frac{B_A}{2}. \quad (8)$$

3. If $i \in M_0$, then

$$\begin{aligned} |T_i| &\leq \frac{B + d_2}{2} - d_1 + 4\Delta + (|\mathcal{A}_{1,i}| - 2) \cdot \frac{B - 3d_1}{2} \\ &\quad + \sum_{A \in \mathcal{A}_{2,i}} \frac{B_A}{2} - \sum_{A \in \mathcal{A}_{1,i}} \frac{B_A}{2} \end{aligned} \quad (9)$$

4. If $i \in M_1$, then

$$\sum_{A \in \mathcal{A}_{1,i}} B_A \leq (|\mathcal{A}_{1,i}| - 1) \cdot (B - 3d_1). \quad (10)$$

5. If $i \in M_2$, then

$$\sum_{A \in \mathcal{A}_{1,i}} B_A \leq (|\mathcal{A}_{1,i}| - 2) \cdot (B - 3d_1). \quad (11)$$

Proof. 1. For the first part of the statement, let $i \in \{1, \dots, l\} \setminus (M_0 \cup M_1)$, and note that there exists $A \in \mathcal{A}_{1,i}$ with $B_A = 0$, Case 2a does not occur in T_i , and T_i is completely explored. By Statements 5 and 6 of Lemma 5, we have $|\mathcal{A}_{1,i}| \geq 2$. Consequently, since Case 2a does not occur in T_i , necessarily Case 2b or Case 2c occurs in T_i and $i \in M_2$.

We obviously have $M_0 \cap M_1 = \emptyset$ and $M_1 \cap M_2 = \emptyset$. By Statement 2 of Lemma 5, $B_{A_1} = 0$ if Case 2b or Case 2c occurs and thus also $M_0 \cap M_2 = \emptyset$.

2. The budget N_i of the tree T_i , which is initially 2, satisfies

$$\begin{aligned} N_i &\leq 2 + \frac{B + d_2}{2} - d_1 + 2\Delta + \sum_{A \in \mathcal{A}_{2,i}} \left(\frac{B_A}{2} + 2 \right) \\ &\leq \frac{B + d_2}{2} - d_1 + 4\Delta + \sum_{A \in \mathcal{A}_{2,i}} \frac{B_A}{2}, \end{aligned}$$

where we used $2 + 2|\mathcal{A}_{2,i}| \leq 4l + 2 \leq 2\Delta$. Since T_i has at most $2\Delta - 1$ leaves, and since the number of vertices explored in T_i that are not leaves is at most N_i , we have $|T_i| \leq N_i + 2\Delta$. This yields the claim.

3. First we show the claim for the case that $B_A > 0$ for all $A \in \mathcal{A}_{1,i}$. This means that every agent $A \in \mathcal{A}_{1,i}$ also visits a second subtree. As $3d_1$ energy is spent to reach T_i and afterwards the second subtree and A has still B_A energy left when entering the second subtree, at most $B - 3d_1 - B_A$ energy is spent in T_i . As every edge in T_i is traversed an even number of times, at most $(B - 3d_1 - B_A)/2$ vertices are explored by A in T_i for all $A \in \mathcal{A}_{1,i}$. Moreover, every agent $A \in \mathcal{A}_{2,i}$ explores at most $B_A/2 + 2$ vertices in T_i by Lemma 5. Additionally using $2|\mathcal{A}_{2,i}| \leq 2\Delta$, we thus have

$$\begin{aligned} |T_i| &\leq \sum_{A \in \mathcal{A}_{1,i}} \frac{B - 3d_1 - B_A}{2} + \sum_{A \in \mathcal{A}_{2,i}} \left(\frac{B_A}{2} + 2 \right) \\ &= |\mathcal{A}_{1,i}| \cdot \frac{B - 3d_1}{2} + \sum_{A \in \mathcal{A}_{2,i}} \frac{B_A}{2} - \sum_{A \in \mathcal{A}_{1,i}} \frac{B_A}{2} + 2\Delta. \end{aligned}$$

We obtain the claim using $(B + d_2)/2 - d_1 \geq 2 \cdot (B - 3d_1)/2$ as $d_2 > d_1$ and $5d_1 > B$ by (6) and (7).

Now assume Case 2a occurs and let $A_1 \in \mathcal{A}_{1,i}$ be the first agent entering T_i and $A_2 \in \mathcal{A}_{1,i}$ the second agent entering T_i . As Case 2a occurs, A_1 explores at most $(d_1 + d_2)/2$ vertices in T_i . If $B_{A_1} > 0$, i.e., A_1 also enters a second tree, we can even bound the number of vertices explored by A_1 in T_i by $(B - 3d_1 - B_{A_1})/2$. We have $(d_1 + d_2)/2 > (B - 3d_1)/2$ as $d_2 > d_1$ and $5d_1 > B$ by (6) and (7). Therefore, we can both for $B_{A_1} = 0$ and for $B_{A_1} > 0$ bound the number of vertices explored by A_1 until A_2 enters T_i by $(d_1 + d_2 - B_{A_1})/2$. As soon as A_2 enters T_i all agents together can only explore the unexplored leaves, i.e., at most 2Δ vertices. Moreover, every agent $A \in \mathcal{A}_{2,i}$ explores at most $B_A/2 + 2$ vertices in T_i by Lemma 5. Overall, we hence have

$$\begin{aligned} |T_i| &\leq \frac{d_1 + d_2 - B_{A_1}}{2} + 2\Delta + \sum_{A \in \mathcal{A}_{2,i}} \left(\frac{B_A}{2} + 2 \right) \\ &\leq \frac{d_1 + d_2 - B_{A_1}}{2} + 4\Delta + \sum_{A \in \mathcal{A}_{2,i}} \frac{B_A}{2}, \end{aligned}$$

where we again used $2|\mathcal{A}_{2,i}| \leq 2\Delta$. We also have $0 \leq B - 3d_1 - B_A$ for all $A \in \mathcal{A}_{1,i}$ by Lemma 5 and obtain

$$\begin{aligned} |T_i| &\leq \frac{d_1 + d_2 - B_{A_1}}{2} + 4\Delta + \sum_{A \in \mathcal{A}_{1,i} \setminus \{A_1\}} \frac{B - 3d_1 - B_A}{2} + \sum_{A \in \mathcal{A}_{2,i}} \frac{B_A}{2} \\ &= \frac{d_1 + d_2}{2} + 4\Delta + (|\mathcal{A}_{1,i}| - 1) \cdot \frac{B - 3d_1}{2} - \sum_{A \in \mathcal{A}_{1,i}} \frac{B_A}{2} + \sum_{A \in \mathcal{A}_{2,i}} \frac{B_A}{2} \\ &= \frac{B + d_2}{2} - d_1 + 4\Delta + (|\mathcal{A}_{1,i}| - 2) \cdot \frac{B - 3d_1}{2} - \sum_{A \in \mathcal{A}_{1,i}} \frac{B_A}{2} + \sum_{A \in \mathcal{A}_{2,i}} \frac{B_A}{2}. \end{aligned}$$

4. The bound follows directly from the fact that $B_A = 0$ for some $A \in \mathcal{A}_{1,i}$ and $B_A \leq B - 3d_1$ for all $A \in \mathcal{A}_{1,i}$ by Lemma 5.
5. In order to show the bound (11), we proceed along the following key claims:
- The bound (11) follows, if the set of agents $\mathcal{A}_{1,i} \setminus \{A_1\}$ together visit at least $(B - 3d_1)/2$ distinct vertices in T_i or if there is an agent in $\mathcal{A}_{1,i} \setminus \{A_1\}$ that does not visit another subtree.
 - The bound (11) holds if Case 2b occurs.

- c. For Case 2c, the agents in $(\mathcal{A}_{i,1} \setminus \{A_1\}) \cup \mathcal{A}_{i,2}$ need to visit at least $(B - 3d_1) + \sum_{A \in \mathcal{A}_{i,2}} (B_A/2 + 2)$ vertices in T_i for T_i to be completely explored. Some of these vertices may have already been explored by agent A_1 .
- d. Let V_1 be the set of vertices visited by A_1 . Further let e_2 be the number of vertices explored by the agents in $\mathcal{A}_{i,2}$ that are not contained in V_1 and n_2 be the total number of vertices visited by the agents in $\mathcal{A}_{i,2}$ that are contained in V_1 . Then it holds that $e_2 + n_2/2 \leq \sum_{A \in \mathcal{A}_{i,2}} (B_A/2 + 2)$.
- e. The claims 5c and 5d yield the bound (11) if Case 2c occurs.

We now show each of the above claims.

- a. By Statement 2 of Lemma 5, we know that A_1 cannot visit another subtree, i.e., $B_{A_1} = 0$, as Case 2b or Case 2c occurs when A_2 enters T_i . If there exists another agent $A' \in \mathcal{A}_{1,i}$ such that $B_{A'} = 0$, then the claim follows directly from the fact that $B_A \leq B - 3d_1$ for all $A \in \mathcal{A}_{1,i} \setminus \{A_1, A'\}$ by Lemma 5. So assume that for every $A \in \mathcal{A}_{1,i} \setminus \{A_1\}$, $B_A > 0$ holds, i.e., every agent in $\mathcal{A}_{1,i} \setminus \{A_1\}$ visits two subtrees and the agents in $\mathcal{A}_{1,i} \setminus \{A_1\}$ together visit at least $(B - 3d_1)/2$ distinct vertices in T_i . As every agent A in $\mathcal{A}_{1,i} \setminus \{A_1\}$ visits a distinct subtree after T_i , A traverses every edge in T_i an even number of times. Thus at least $B - 3d_1$ energy is needed to visit $(B - 3d_1)/2$ distinct vertices. But then we already have

$$\sum_{A \in \mathcal{A}_{1,i} \setminus \{A_1\}} B_A \leq (|\mathcal{A}_{1,i}| - 1) \cdot (B - 3d_1),$$

as every agent spends an additional $3d_1$ energy to first reach T_i and then the second subtree. This implies (11).

- b. The budget of T_i is increased by $(B + d_2)/2 - d_1 + 2\Delta$ when A_1 enters T_i , but this is also the maximum number of vertices that A_1 can explore by Lemma 5. Similarly, for every agent $A \in \mathcal{A}_{2,i}$ the budget is increased by $B_A/2 + 2$ and the agent can also explore at most $B_A/2 + 2$ vertices by Lemma 5. Note that when A_2 enters T_i , the adaptive tree rooted at $v_i^{(1)}$ becomes passive, and thus agents not entering $v_i^{(2)}$ can collectively explore at most Δ vertices after A_2 entered T_i . We claim that if no agent from $\mathcal{A}_{1,i} \setminus \{A_1\}$ enters $v_i^{(2)}$, then T_i cannot be explored. Indeed, there are Δ paths starting from $v_i^{(1)}$ and Δ paths starting from $v_i^{(2)}$. When the budget N_i is depleted, the agents must have explored N_i vertices that are not leaves, and consequently, $|T_i| \geq N_i + 2\Delta$. Since the agents from $\mathcal{A}_{2,i} \cup \{A_1\}$ can explore at most $N_i - 2$ vertices, the agents from $\mathcal{A}_{1,i} \setminus \{A_1\}$ have to explore at least $2\Delta + 2$ vertices in T_i . Consequently, at least one agent A' from $\mathcal{A}_{1,i} \setminus \{A_1\}$ has to visit $v_i^{(2)}$ and thus $B_{A'} = 0$ as $d_1 + 2d_2 \geq B$ by (6). By Claim 5a, this yields (11).
- c. As Case 2c occurs when A_2 enters T_i , agent A_1 has not enough energy to reach a vertex at depth d_2 via an unexplored vertex. We first show that then A_1 never visits a vertex at depth $d_2 + 1$ (it is clear by assumption that A_1 never explores a vertex at depth d_2 or below, but A_1 could still visit a vertex at depth $d_2 + 1$ on a path that was explored by another agent). If any agent A from $\mathcal{A}_{i,2}$ explores a vertex v at depth d_2 in T_i , then it must have spent at least $2d_1$ energy to reach the tree it visited before T_i and then come back to the root and another d_2 energy to reach v . We have $B - 2d_1 - d_2 \leq d_2 - d_1$ as $d_1 + 2d_2 \geq B$ by (6). Thus A has at most $d_2 - d_1$ energy left when it visits v at depth d_2 and the path of A ends by Case 3 in the construction of the lower bound. Therefore, A_1 cannot reach any vertex at depth $d_2 + 1$ on a path that was explored by an agent from $\mathcal{A}_{i,2}$ as this path ends at depth d_2 at the latest. Agent A_1 also cannot visit a vertex at depth $d_2 + 1$ that was explored by an agent

in $(\mathcal{A}_{i,1} \setminus \{A_1\})$ as this vertex would be unexplored at the time A_2 enters T_i and we assume that at this point A_1 cannot reach an unexplored vertex at depth d_2 .

This means that A_1 never visits any vertex at depth $d_2 + 1$ and can therefore only completely explore one path below $v_i^{(1)}$ containing at most $d_2 - d_1 + 1$ vertices. All other vertices visited by A_1 that are not on that path have to be visited by other agents since otherwise there is an unexplored vertex at the end of that path. For T_i to be completely explored, the budget N_i must be completely depleted as otherwise the adaptive tree below $v_i^{(1)}$ remains active and there is an unexplored vertex in T_i by Statement 6 of Lemma 5. Thus all N_i vertices, except for at most $d_2 - d_1 + 1$, need to be visited by the agents in $(\mathcal{A}_{i,1} \setminus \{A_1\}) \cup \mathcal{A}_{i,2}$ for T_i to be completely explored. We have

$$N_i - (d_2 - d_1 + 1) \geq \frac{B - d_2}{2} + \sum_{A \in \mathcal{A}_{i,2}} \left(\frac{B_A}{2} + 2 \right). \quad (12)$$

Using, $d_1 + 2d_2 \geq B$ and $d_2 \leq 5/3 \cdot d_1$ by (6), we obtain

$$2B - 6d_1 \leq (d_1 + 2d_2) + B - 6d_1 = 3d_2 - 5d_1 + (B - d_2) \leq B - d_2.$$

This implies $B - 3d_1 \leq (B - d_2)/2$ and together with (12) this yields the claim.

- d.** For an agent $A \in \mathcal{A}_{i,2}$, let e_A be the number of vertices in T_i that are explored by A and not visited by A_1 . Moreover, let n_A be the number of moves performed by agent A in T_i increasing the distance from A to $v_i^{(1)}$ while visiting a new distinct vertex in V_1 . We show that $e_A + n_A/2 \leq B_A/2 + 2$. The claim then follows by using $n_2 = \sum_{A \in \mathcal{A}_{i,2}} n_A$ and $e_2 = \sum_{A \in \mathcal{A}_{i,2}} e_A$.

Consider the last time an agent $A \in \mathcal{A}_{i,2}$ visits a vertex v at depth d and exactly has enough energy to move to $v_i^{(1)}$ (as B and d_1 are even, this will happen at some point). Note that A cannot reach any other path below $v_i^{(1)}$ and that it can explore at most one vertex as any unexplored vertex that A visits will have no further neighbor.

First, assume v is explored by A . By Case 3 in the construction of the lower bound, the current path ends and v is a vertex without further neighbors. We can now assume that A returns to $v_i^{(1)}$, as this does not change e_A or n_A . Then A has traversed every edge in T_i an even number of times and we have $e_A + n_A \leq B_A/2 + 1$ and thus in particular, $e_A + n_A/2 \leq B_A/2 + 1$ as $n_A \geq 0$.

Next, assume that v is not explored by A and also not visited by A_1 . If A would return to $v_i^{(1)}$, then we can again argue that A traverses every edge an even number of times and obtain $e_A + n_A \leq B_A/2$ because now we even know that the edge traversal to v was neither an exploration move nor is v contained in V_1 . On the other hand, if A does not return to $v_i^{(1)}$ from v then it cannot visit any new vertex in V_1 as A_1 never visits v and therefore also no vertex below v . Moreover, A can explore at most one additional vertex because then the current path will end immediately. Overall, we therefore again obtain $e_A + n_A \leq B_A/2 + 1$, which yields $e_A + n_A/2 \leq B_A/2 + 1$. Finally, assume that v is not explored by A but visited by A_1 . Let e'_A be the number of vertices not visited by A_1 and explored by A until the visit of v with remaining energy $d - d_1$ and analogously let n'_A be the number of moves performed by agent A up to that time increasing the distance from A to $v_i^{(1)}$ while visiting a new distinct vertex in V_1 . If A would return to $v_i^{(1)}$ with its remaining energy, it would have traversed every edge an even number of times and we obtain $e'_A + n'_A \leq B_A/2 + 1$. After visiting v agent A can explore only at most one more vertex as then the path ends immediately. Thus, we have $e_A \leq e'_A + 1$. As v is visited by A_1 , all vertices

between v and $v_i^{(1)}$ must also be visited by A_1 . Hence, it holds that $n'_A \geq d - d_1$. Moreover, after visiting v agent A only has $d - d_1$ energy left for visiting vertices in V_1 implying $n_A - n'_A \leq d - d_1$. Overall, this yields

$$e_A + \frac{n_A}{2} \leq e'_A + 1 + \frac{(d - d_1) + n'_A}{2} \leq e'_A + 1 + \frac{2n'_A}{2} \leq \frac{B_A}{2} + 2.$$

- e. Let n_1 be the total number of vertices in T_i visited by the agents in $\mathcal{A}_{i,1} \setminus \{A_1\}$. We assume $n_1 < (B - 3d_1)/2$ as otherwise the claim follows by Claim 5a. First of all, we must have $n_1 + e_2 \geq \sum_{A \in \mathcal{A}_{i,2}} (B_A/2 + 2)$ as T_i contains at least $N_i + \Delta$ vertices if it is completely explored of which $\sum_{A \in \mathcal{A}_{i,2}} (B_A/2 + 2)$ are not visited by A_1 by Statement 4 of Lemma 5. Using Claim 5d, this implies

$$(B - 3d_1)/2 > n_1 \geq \sum_{A \in \mathcal{A}_{i,2}} (B_A/2 + 2) - e_2 \geq n_2/2. \quad (13)$$

By Claim 5c, we must further have

$$n_1 + n_2 + e_2 \geq B - 3d_1 + \sum_{A \in \mathcal{A}_{i,2}} (B_A/2 + 2) \quad (14)$$

for the budget N_i to be depleted and T_i completely explored. As we have $\sum_{A \in \mathcal{A}_{i,2}} (B_A/2 + 2) \geq n_2/2 + e_2$ by Claim 5d, we obtain $n_1 + n_2/2 \geq B - 3d_1$ from (14). But this implies $n_1 \geq (B - 3d_1)/2$ as $n_2/2 < (B - 3d_1)/2$ by (13), which is a contradiction. ◀

► **Theorem 4.** *There exists no ρ -competitive online exploration algorithm with $\rho < (5 + 3\sqrt{17})/8 \approx 2.17$.*

Proof. Let ALG be an online exploration algorithm and let T be the tree defined above, which depends on ALG and the parameters l, d_1, d_2 and B . Assume t of the l subtrees T_1, T_2, \dots, T_l are completely explored and for $j \in \{1, 2, 3\}$ let $k_j := |\bigcup_{i \in M_j} \mathcal{A}_{1,i}|$.

We have $|\text{ALG}| \leq l \cdot d_1 + \sum_{i=1}^l |T_i|$, as there are l paths with d_1 edges each connecting the root r to every subtree. We now apply Inequality (8) from Lemma 6 for all subtrees T_i with $i \in M_1 \cup M_2$ and Inequality (9) for all subtrees T_i with $i \in M_0$ and additionally use that $\bigcup_{i=1}^l \mathcal{A}_{1,i} \supseteq \bigcup_{i=1}^l \mathcal{A}_{2,i}$. This yields

$$\begin{aligned} |\text{ALG}| &\leq l \cdot d_1 + \sum_{i=1}^l |T_i| \\ &\leq l \cdot d_1 + \sum_{i \in M_1 \cup M_2} \left(\frac{B + d_2}{2} - d_1 + 6\Delta + \sum_{A \in \mathcal{A}_{2,i}} \frac{B_A}{2} \right) \\ &\quad + \sum_{i \in M_0} \left(\frac{B + d_2}{2} - d_1 + 4\Delta + (|\mathcal{A}_{1,i}| - 2) \cdot \frac{B - 3d_1}{2} + \sum_{A \in \mathcal{A}_{2,i}} \frac{B_A}{2} - \sum_{A \in \mathcal{A}_{1,i}} \frac{B_A}{2} \right) \\ &\leq l \cdot \left(\frac{B + d_2}{2} + 6\Delta \right) + \sum_{i=1}^l \sum_{A \in \mathcal{A}_{2,i}} \frac{B_A}{2} - \sum_{i \in M_0} \sum_{A \in \mathcal{A}_{1,i}} \frac{B_A}{2} \\ &\quad + \sum_{i \in M_0} (|\mathcal{A}_{1,i}| - 2) \cdot \frac{B - 3d_1}{2} \\ &\leq l \cdot \left(\frac{B + d_2}{2} + 6\Delta \right) + (k_0 - 2|M_0|) \cdot \frac{B - 3d_1}{2} + \frac{1}{2} \sum_{i \in M_1 \cup M_2} \sum_{A \in \mathcal{A}_{1,i}} B_A. \end{aligned}$$

XX:24 Maximal Exploration of Trees with Energy-Constrained Agents

Now we can apply the Inequalities (10) and (11). We further use $k_0 + k_1 + k_2 \leq k = 2l - 1$, $|M_0| + |M_1| + |M_2| = l$, $t \leq |M_0| + |M_2|$ and obtain

$$\begin{aligned}
|\text{ALG}| &\leq l \left(\frac{B + d_2}{2} + 6\Delta \right) + (k_0 - 2|M_0|) \cdot \frac{B - 3d_1}{2} \\
&\quad + \frac{1}{2} \sum_{i \in M_1} \sum_{A \in \mathcal{A}_{1,i}} (|\mathcal{A}_{1,i}| - 1) \cdot (B - 3d_1) \\
&\quad + \frac{1}{2} \sum_{i \in M_2} \sum_{A \in \mathcal{A}_{1,i}} (|\mathcal{A}_{1,i}| - 2) \cdot (B - 3d_1) \\
&\leq l \left(\frac{B + d_2}{2} + 6\Delta \right) + (k_0 + k_1 + k_2 - 2|M_0| - |M_1| - 2|M_2|) \frac{B - 3d_1}{2} \\
&\leq l \left(\frac{B + d_2}{2} + 6\Delta \right) + (l - 1 - t) \frac{B - 3d_1}{2}.
\end{aligned}$$

Next, we will give a lower bound on the number of vertices explored by an optimal offline algorithm OPT. As there are $2l - 1$ agents and l subtrees, there has to be a subtree T_i with $|\mathcal{A}_{1,i}| \leq 1$. Without loss of generality let this subtree be T_1 . By Lemma 5 the subtree T_1 then has an unexplored vertex u_1 at depth at most $d_1 + \Delta$ and, in particular, is not completely explored, implying $t < l$.

For every subtree T_i that is not completely explored, let u_i be an unexplored vertex in this tree. We can just assume that every u_i has degree $2l$ and $2l - 1$ distinct paths of length B connected to it. The optimal offline algorithm OPT can then send $l - t$ agents each to one of the unexplored leaves u_i and then down one of the $2l - 1$ distinct paths. These agents in total explore $(l - t) \cdot B$ vertices. All other $l - 1 + t$ agents are send to the unexplored vertex u_1 in T_1 and then each down one path which is not taken by any other agent. These agents in total explore at least $(l - 1 + t) \cdot (B - d_1 - \Delta)$ vertices. Overall, this yields

$$\begin{aligned}
|\text{OPT}| &\geq (l - t) \cdot B + (l - 1 + t) \cdot (B - d_1 - \Delta) \\
&= (2l - 1) \cdot B + (l - 1 + t) \cdot (-d_1 - \Delta).
\end{aligned}$$

For the competitive ratio, we hence obtain

$$\frac{|\text{OPT}|}{|\text{ALG}|} \geq \min_{t \in \{0, \dots, l-1\}} \frac{(4l - 2) \cdot B + (2l - 2 + 2t) \cdot (-d_1 - \Delta)}{l \cdot (B + d_2 + 12\Delta) + (l - 1 - t)(B - 3d_1)}.$$

In order to maximize the term on the right-hand side, we want to choose d_2 as small as possible. Because of the initial assumptions on the parameters in (6), we must satisfy $2d_2 + d_1 \geq B$. We can therefore choose $d_2 = (B - d_1)/2$ and get

$$\frac{|\text{OPT}|}{|\text{ALG}|} \geq \min_{t \in \{0, \dots, l-1\}} \frac{(8l - 4) \cdot B + (4l - 4 + 4t) \cdot (-d_1 - \Delta)}{l \cdot (3B - d_1 + 24\Delta) + (2l - 2 - 2t)(B - 3d_1)}.$$

Note that since we assumed $d_2 \leq 5d_1/3$, we need to have that $B \leq 13d_1/3$, i.e., $d_1 \geq 3B/13$. We also need to satisfy $3d_1 < B$ by (6) or equivalently $d_1 < B/3$.

We now consider an infinite sequence of instances with the following parameters: For every $i \in \mathbb{N}$, let the energy B of the agents be $B^{(i)} := 2^{2i}$, the parameter l be $l^{(i)} := 2^i$ and the depth d_1 be $d_1^{(i)} := b_1 \cdot B^{(i)}$ for some $b_1 \in (3/13, 1/3)$. Note that $d_1^{(i)}$ then satisfies $3d_1^{(i)} < B^{(i)} < 13d_1^{(i)}/3$ as required by our initial assumptions on the parameters. Furthermore, we have

$$\frac{\Delta^{(i)}}{B^{(i)}} = \frac{\left[\sqrt{2l^{(i)} \cdot B^{(i)}} \right] + 2l^{(i)}}{B^{(i)}} \xrightarrow{i \rightarrow \infty} 0.$$

By dividing all terms in the numerator and denominator by $l^{(i)} \cdot B^{(i)}$ and using the property above, we can compute

$$\begin{aligned} \frac{|\text{OPT}|}{|\text{ALG}|} &\geq \min_{t \in \{0, \dots, l^{(i)} - 1\}} \frac{(8l^{(i)} - 4) \cdot B^{(i)} + (4l^{(i)} - 4 + 4t) \cdot (-d_1^{(i)} - \Delta^{(i)})}{l^{(i)} \cdot (3B^{(i)} - d_1^{(i)} + 24\Delta^{(i)}) + (2l^{(i)} - 2 - 2t)(B^{(i)} - 3d_1^{(i)})} \\ &\xrightarrow{i \rightarrow \infty} \inf_{t \in [0,1)} \frac{8 - 4b_1 - 4b_1 \cdot t}{3 - b_1 + 2 - 6b_1 - 2t + 6t \cdot b_1}. \end{aligned}$$

We still have the freedom to choose $b_1 \in (3/13, 1/3)$ to maximize the term on the right-hand side, so we even have

$$\frac{|\text{OPT}|}{|\text{ALG}|} \geq \sup_{b_1 \in (3/13, 1/3)} \inf_{t \in [0,1)} \frac{8 - 4b_1 - 4b_1 \cdot t}{5 - 7b_1 - 2t + 6t \cdot b_1}.$$

By standard calculus, we obtain that $b_1 = \frac{-3\sqrt{17}+19}{26} \approx 0.26$ maximizes the infimum and satisfies $3/13 \leq b_1 \leq 1/3$. Finally, we get

$$\frac{|\text{OPT}|}{|\text{ALG}|} \geq \frac{5 + 3\sqrt{17}}{8} \approx 2.17.$$

◀

