

# A Re-solving Heuristic for Dynamic Resource Allocation with Uniformly Bounded Revenue Loss

PORNPAAWEE BUMPENSANTI and HE WANG,

School of Industrial and Systems Engineering, Georgia Institute of Technology, Atlanta, GA 30332

---

We consider a dynamic resource allocation problem. There are multiple resources and each resource has multiple units. Customers arrive over a finite horizon according to some known distribution, and each customer requests a combination of resources and pays a price. The decision maker needs to irrevocably accept or reject these customers to maximize expected revenue. The exact solution to the problem is often impossible to obtain due to the curse of dimensionality. We study a class of re-solving heuristics. These heuristics periodically re-solve the deterministic linear program (DLP), where random customer arrivals are replaced by their expectations. We find that frequently re-solving the DLP produces the same order of revenue loss as one would get without re-solving. However, by re-solving the DLP at a few selected points in time, we design a new algorithm that has a revenue loss bounded by a constant that is independent of the horizon length.

*Keywords:* resource allocation, network revenue management, certainty equivalent control

---

## 1 Introduction

We consider a general dynamic resource allocation problem. In this problem, there is a set of resources with fixed capacities that cannot be replenished. Heterogeneous customers arrive sequentially over time. Customers are divided into different *classes* based on their consumption of resources and the prices they pay for the service. Each class of customer may request multiple types of resources and multiple units of each resource. The arrivals of each class of customers follow some known distribution. Upon a customer's arrival, a decision maker must either immediately accept or reject the customer, and the decision is irrevocable. If the customer is accepted and there is enough remaining capacities, she consumes the resources requested and pays a fixed price associated with her class. Otherwise, if the customer is rejected, no revenue is collected and no resources are used. Unused resources at the end of the horizon are perishable and have no salvage value. The objective of the decision maker is to maximize the expected revenue earned during the entire horizon by deciding whether or not to accept each arriving customer.

### 1.1 Applications

A classical application of this problem is airline seat revenue management [12, 30]. In this application, resources correspond to flight legs, while capacity corresponds to the number of seats on each flight. The resources are perishable on the date of flight departure. Arriving customer can be divided into separate classes defined by combinations of itinerary and fare. A simple example of two flight legs and three itineraries is shown in Fig. 1. The objective for the airline is to maximize the expected revenue earned from allocating available seats to different classes of customer. Notice that the problem cannot be decomposed for each individual flight leg, since there are customers who request multiple resources simultaneously (e.g., customers traveling from  $A$  to  $C$  would request itinerary  $A \rightarrow B \rightarrow C$  in Fig. 1).

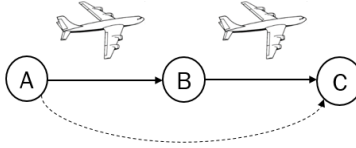


Fig. 1. A flight network of two flight legs ( $A \rightarrow B, B \rightarrow C$ ) and three itineraries.

Another application is in online search-based advertising. In this application, suppose an advertiser with limited daily budget would like to bid on a set of keywords. For simplicity, we assume each keyword is associated with an exogenous bid price that is determined by the market. When a query is made by a user, the advertiser decides whether to bid for the keywords in the query. If a bid is made, an ad from the advertiser is displayed to the user, and the advertiser pays the bid price from its budget. (We note that this is the pay-per-view setting. A pay-per-click variation can be found in Muthukrishnan et al. [22], Rusmevichientong and Williamson [25].) Arriving queries can be divided into different classes based on their impression value and bid price. In this setting, there is only one resource, which is the advertiser’s budget. The advertiser wants to maximize its total impression value by dynamically choosing which set of keywords to bid, subject to the daily budget constraint.

Yet another application is in cloud computing [14, 23]. In this application, a cloud service provider needs to accept or reject incoming job requests in order to maximize its profit given its available IT infrastructure. Resources are defined by (machine  $\times$  time slot) combinations. Jobs can be classified into different classes by their revenues and usage of resources. A job may use multiple resources, since the job task may require multiple machines or span over multiple time slots. An example illustrating jobs requesting multiple resources is shown in Fig. 2.

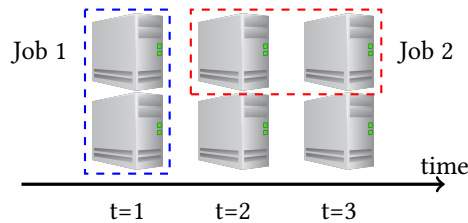


Fig. 2. A cloud computing service with two servers and three time slots. Job 1 requests two servers for one time slot, and Job 2 requests one server for two time slots.

## 1.2 Deterministic LP approximation and re-solving heuristics

The resource allocation problem defined above can be solved by dynamic programming. However, the size of the state space in dynamic programming grows exponentially with the number of resources. As a result, due to the curse of dimensionality, the dynamic programming approach becomes intractable when there is a large number of resources.

In previous work, several heuristics have been proposed for this problem. One popular heuristic is based on deterministic linear programming (DLP) approximation, in which customer demands are replaced by their expectations. We give an informal definition of DLP here (a formal definition can be found in §2.2.1). Let vector  $y$  be the expected number of customers that the decision maker wants to accept from each class

throughout the time horizon. The DLP is defined as

$$\begin{aligned} \text{DLP: } \quad & \max_y \quad \text{revenue per customer} * y \\ \text{s.t.} \quad & \text{resource used per customer} * y \leq \text{capacities,} \\ & 0 \leq y \leq \text{total expected arrivals.} \end{aligned}$$

(We use “\*” to represent inner product.) Unlike the dynamic programming formulation, the DLP can be solved efficiently even with a large number of resources. The DLP can be used for two purposes [12]: 1) its optimal objective value provides an upper bound of the expected revenue under any feasible control policy; 2) its solution can be used to construct heuristic control policies. Gallego and Ryzin [12] show that the expected revenue of DLP-based control policies is at most  $O(\sqrt{T})$  away from the expected revenue of the optimal policy, where  $T$  is the length of the time horizon. Talluri and Van Ryzin [29] gives a comprehensive overview of different types of DLP-based control policies such as booking limit control, bid-price control, etc., and their variations.

One apparent weakness of the DLP is that it ignores randomness in the demand process and fails to incorporate information acquired through time. To improve DLP-based control policies, a simple approach is to *re-solve* the DLP using the updated information. More specifically, at a given point in time, let vector  $y$  be the expected number of customers from each class that the decision maker wants to accept for the remaining time. Consider the following LP:

$$\begin{aligned} \text{DLP (updated): } \quad & \max_y \quad \text{revenue per customer} * y \\ \text{s.t.} \quad & \text{resource used per customer} * y \leq \text{remaining capacities,} \\ & 0 \leq y \leq \text{remaining expected arrivals.} \end{aligned}$$

This linear program is analogous to the original DLP, but incorporates updated capacity information. We call it updated DLP or re-solved DLP. The new solution to the updated DLP is then used to adjust control policies. We refer to this family of solution techniques as *re-solving heuristics*.

One might expect that re-solving the DLP would yield better performance since it includes updated information. Surprisingly, Cooper [8] provides a counter-example where the performance of a booking limit policy deteriorates by re-solving the DLP. Furthermore, Chen and Homem-de Mello [7] show an example where re-solving the DLP worsens the performance in a bid-price setting. Jasin and Kumar [18] analyzed the performance of both booking limit and bid-price controls in a single resource setting. They showed that the performance of these control policies cannot be improved by re-solving asymptotically, even by optimizing over the re-solving schedule or increasing re-solving frequency.

Some recent literature in revenue management draws attention to a specific type of control policy called *probabilistic allocation* that seems suitable for applying the re-solving technique. Probabilistic allocation control is a randomized algorithm that accepts each arriving customer with some probability. Using the probabilistic allocation control, Reiman and Wang [24] propose a heuristic policy that re-solves the DLP exactly once during the horizon. In their proposed policy, the re-solving time is random and determined endogenously by the policy. Reiman and Wang [24] show that the revenue gap between their proposed policy and the optimal policy is of order  $o(\sqrt{T})$ . This is a small but significant improvement over the  $O(\sqrt{T})$  revenue loss of DLP-based heuristics. Jasin and Kumar [17] consider an algorithm that is based on

probabilistic allocation control and re-solves the DLP after each unit of time. They show this algorithm has a revenue loss of  $O(1)$ . A similar result is obtained by Wu et al. [31] for the case of one resource. However, a caveat is that both Jasin and Kumar [17] and Wu et al. [31] require the optimal solution to DLP to be nondegenerate. Moreover, when the optimal solution becomes closer to degeneracy, the constant in  $O(1)$  becomes arbitrarily large. Recently, Arlotto and Gurvich [3] consider a re-solving heuristic for the multi-selection secretary problem. The multi-selection secretary problem is similar to the problem we consider, but has only one resource and every customer requests exactly one unit of resource. Arlotto and Gurvich [3] modify the re-solving algorithm proposed in Wu et al. [31], and obtain a uniformly bounded revenue loss of  $O(1)$  without the nondegeneracy assumption. However, it is unclear if their technique can be extended to a setting with multiple resources.

### 1.3 Main contributions

We first provide a tight performance bound of a probabilistic allocation policy that re-solves the DLP frequently (i.e., re-solving after each unit of time). One would expect that by re-solving the DLP frequently, the decision maker can improve the expected revenue. However, we show that the revenue loss of this policy is  $\Theta(\sqrt{T})$ , which has the same order as the revenue loss of many DLP-based heuristics without any updating [8, 12, 27]. In particular, Theorem 3.1 shows that the revenue loss of this policy is bounded above by  $O(\sqrt{T})$ . The proof is based on a key result that bounds the average remaining capacity as a function of remaining time. Theorem 3.2 gives a problem instance where the revenue loss of this policy is at least  $\Omega(\sqrt{T})$ . To analyze this instance, we used Berry-Esseen bound and a random walk argument to show that the probability of revenue loss being larger than  $\Omega(\sqrt{T})$  is bounded away from 0.

We then propose a new re-solving heuristic that has uniformly bounded revenue loss. That is, the revenue loss of this heuristic is bounded by a constant that is independent of the horizon length  $T$ . We called this heuristic “Less-is-more” (LIM), because compared to the previous algorithm we analyzed, this new algorithm reduces the re-solving times from  $T$  to  $O(\log \log T)$ , but improves the order of revenue loss from  $\Theta(\sqrt{T})$  to  $O(1)$  (Theorem 4.1). Our  $O(1)$  revenue loss bound improves the  $o(\sqrt{T})$  bound in Reiman and Wang [24], as well as the  $O(1)$  bound in Jasin and Kumar [17], which requires an additional nondegeneracy assumption. In fact, Theorem 3.2 implies that the algorithm in Jasin and Kumar [17] has a revenue loss of  $\Omega(\sqrt{T})$  without the nondegeneracy assumption.

The intuition behind the LIM algorithm is that it is not necessary to update the DLP near the beginning of the horizon, as the solution to the DLP barely changes after updating. It is sufficient to re-solve the DLP in just a few carefully selected time points near the *end* of the horizon. The re-solving schedule of the LIM algorithm is designed in a way such that the accumulated random deviations before the re-solving point can be corrected after re-solving with high probability.

In Fig. 3, we summarize key results about resolving heuristics for the dynamic resource allocation problem. In this figure, the vertical axis represents the expected revenue which increases from bottom to top. We highlight the gap between different heuristics and upper bounds compared to the optimal revenue, which in principle can be obtained from dynamic programming but is hard to compute directly. The main result of the paper (Theorem 4.1) simultaneously establishes an  $O(1)$  upper bound and a heuristic with  $O(1)$  revenue loss.

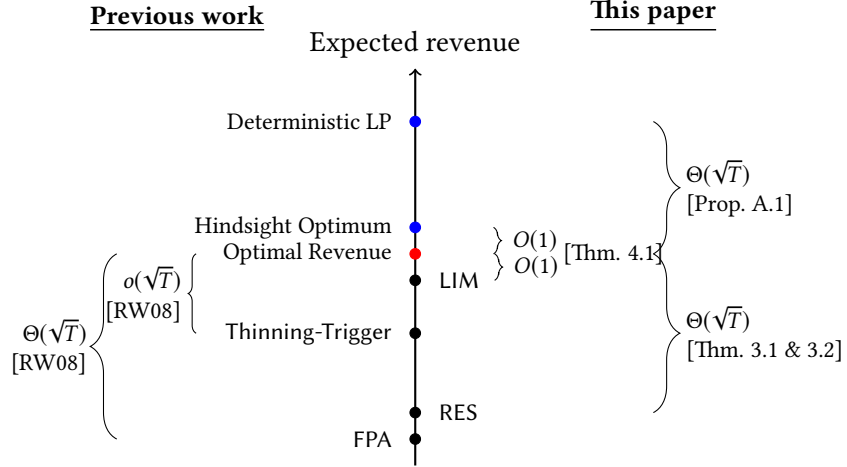


Fig. 3. Summary of results in previous literature (on the left side) and our main results (on the right side). The red node (●) represents the expected revenue of the optimal policy (hard to compute); the blue nodes (●) represents upper bounds to the optimal revenue; and the black nodes (●) refer to revenues earned under different heuristics.

#### 1.4 Other related work

The dynamic resource allocation problem considered in this paper is closely related to the online knapsack problem studied by Babaioff et al. [4], Kleinberg [19], Kleywegt and Papastavrou [20] and Arlotto and Gurvich [3]. Typically, online knapsack setting assumes that there is a single resource/budget constraint. We note that Kleywegt and Papastavrou [20] and Arlotto and Gurvich [3] assume customers/items arrive with some known distribution, much like this paper. Kleinberg [19] and Babaioff et al. [4] assume the arrivals of customers/items are unknown and follow a random order.

We mentioned in §1.1 that our model can be applied to different domains such as airline seat allocation and Internet sponsored search. In airline revenue management, this problem has been extensively studied and is known as the quantity-based network revenue management problem. A comprehensive review can be found in Talluri and Van Ryzin [29, Ch. 2]. Our model is also related to several previous works in Internet sponsored search. Feldman et al. [10] and Muthukrishnan et al. [22] study the problem of allocating auction bids from the perspective of advertisers who have limited budgets. Abrams et al. [1] and Devanur and Hayes [9] study the problem from the perspective of an Internet search company and consider how to delivery ads to users.

The model we studied can be generalized in several ways. In our model, we assume that when customers arrive, they request a specific product, i.e., a fixed combination of resources. A generalization of the model assume that the decision maker offers a set of products to each arriving customer, and customers choose some products from the offered set [17, 28]. Another way to generalize the model is to relax the assumption that customers arrive according to a known distribution, and require the decision maker to learn the distribution from past observations [2, 5, 15, 16].

The re-solving heuristics studied in this paper is generally known as *certainty equivalent control* in dynamic programming. In certainty equivalent control, each random disturbance is fixed at a nominal value (e.g., its mean), and then an optimal control sequence is found. Only the first control in the sequence is applied, the rest of them are discarded, and the same process is repeated in the next stage. An introduction

to certainty equivalent control can be found in Bertsekas [6, Section 6.1]. Secomandi [26] also gives a discussion of re-solving heuristics applied to revenue management.

The remainder of the paper is organized as follows. In §2, we describe the model formulation as well as previous work on upper bounds and heuristics. In §3, we provide a detailed analysis of a re-solving heuristic based on probabilistic allocation that re-solves frequently. §4 contains the definition and performance analysis of the newly proposed heuristic, LIM.

## 2 Problem Formulation, Upper Bounds, Heuristics

### 2.1 Problem formulation

Suppose there is a finite horizon with length  $T$ . There are  $n$  classes of customers indexed by  $j \in [n]$ . (We use the notation  $[x] = \{1, \dots, x\}$  throughout the paper.) The arrival process of customers in class  $j$ ,  $\{\Lambda_j(t), 0 \leq t \leq T\}$ , follows a Poisson process of rate  $\lambda_j$ . Arrival processes of different classes are independent. Upon arrival, each customer must either be accepted or rejected. Let  $r_j$  denote the revenue received by accepting a class  $j$  customer.<sup>1</sup> There are  $m$  resources indexed by  $l \in [m]$ , where resource  $l$  has initial capacity  $C_l$ . The vector of the initial capacities is given by  $C = (C_1, \dots, C_m)$ . If a customer is accepted,  $a_{lj}$  units of resource  $l$  is consumed to serve class  $j$  customer. Let  $A_j = (a_{1j}, \dots, a_{mj})$  be the vector of corresponding resource consumption of class  $j$  customer, and let  $A \in \mathbb{R}^{m \times n}$  be the resource requirement matrix defined as  $A = [A_1, \dots, A_m]$ . If a customer is rejected, no revenue is collected and no resources are used. Unused resources at the end of the horizon are perishable and have no salvage value. The objective of the decision maker is to maximize the expected revenue earned during the entire horizon by deciding whether or not to accept each arriving customer.

We use  $v^*$  to denote the expected revenue under the optimal policy. If  $v$  is the expected revenue under a given policy, we call  $v^* - v$  the *expected revenue loss* of that policy.

### 2.2 Previous work on upper bounds

**2.2.1 Deterministic linear program (DLP).** The DLP formulation is obtained by replacing all random variables with their expectations. As the expected number of arrivals of class  $j$  customers during the horizon is given by  $\lambda_j T$  for  $j \in [n]$ , the DLP formulation is given by

$$v^{DLP} = \max_y \left\{ \sum_{j=1}^n r_j y_j \mid \sum_{j=1}^n A_j y_j \leq C, \text{ and } 0 \leq y_j \leq \lambda_j T, \forall j \in [n] \right\}. \quad (1)$$

In this formulation, decision variables  $y_j$  can be viewed as the expected number of class  $j$  customers to be accepted in  $[0, T]$ . The first constraint specifies that the expected usage of all  $m$  resources cannot exceed their initial capacities,  $C = (C_1, \dots, C_m)$ , and the second constraint specifies that the number of accepted customers from class  $j$  cannot exceed the expected number of arrivals,  $\lambda_j T$ .

Suppose  $y^*$  is an optimal solution to (1). The optimal value of DLP is defined as  $v^{DLP} = \sum_{j=1}^n r_j y_j^*$ . It can be shown that  $v^{DLP}$  is an upper bound of the expected revenue of the optimal policy,  $v^*$ , namely  $v^* \leq v^{DLP}$  [12]. Intuitively, DLP is a relaxation of the original problem since it only requires the capacity constraints to be satisfied in expectation, so  $v^{DLP}$  is an upper bound of  $v^*$ .

<sup>1</sup>The assumption that customers in each class generates a fixed revenue is without loss of generality. If there are two types of customers in a class associated different revenues, we can further divide them into two separate classes.

Equivalently, we can reformulate the DLP in (1) by letting  $x_j$  be the expected number of class  $j$  customers accepted in per unit time, i.e.,  $x_j = y_j/T$ . That is,

$$v^{DLP} = \max_x \left\{ T \sum_{j=1}^n r_j x_j \mid \sum_{j=1}^n A_j x_j \leq b, \text{ and } 0 \leq x_j \leq \lambda_j, \forall j \in [n] \right\}, \quad (2)$$

where  $b = (b_1, \dots, b_m)$  refers to the vector of the available capacities of the resources per unit time, i.e.,  $b_l = C_l/T, \forall l \in [m]$ . Let  $x_j^*$  for  $j \in [n]$  be an optimal solution. The optimal value to the DLP is given by  $v^{DLP} = T \sum_{j=1}^n r_j x_j^*$ .

**2.2.2 Hindsight optimum.** The hindsight optimum is the optimal revenue obtained when the total number of arrivals is known in advance. Recall that the random variable  $\Lambda_j(T)$  represents the total arrivals of class  $j$  customers in  $[0, T]$ . If the values of  $\Lambda_j(T)$  are known, let  $y_j$  be the number of class  $j$  customers accepted in  $[0, T]$ . The optimal acceptance policy is given by

$$v^{HO} = \max_y \left\{ \sum_{j=1}^n r_j y_j \mid \sum_{j=1}^n A_j y_j \leq C, \text{ and } 0 \leq y_j \leq \Lambda_j(T), \forall j \in [n] \right\}. \quad (3)$$

The first constraint is the capacity constraint and the second constraint means the number of accepted customers cannot exceed the number of total arrivals. Let  $V^{HO}$  be the optimal objective value and  $\bar{z}_j, j \in [n]$  be the optimal solution. Note that  $V^{HO}$  and  $\bar{z}_j$ 's are random variables that depends on  $\Lambda_j(T)$ . The *hindsight optimum* is defined as the expectation of the optimal objective value, i.e.,  $v^{HO} = \mathbb{E}[V^{HO}] = \mathbb{E}[\sum_{j=1}^n r_j \bar{z}_j]$ .

The hindsight optimum is obviously an upper bound to the optimal revenue of the original problem, since the decision maker does not know the future arrivals at time  $t = 0$ . In fact, it can be shown that hindsight optimum is a *tighter* upper bound than DLP, namely  $v^* \leq v^{HO} \leq v^{DLP}$  [27]. This is easily verified since the expectation of the hindsight optimal solution,  $\mathbb{E}[\bar{z}_j]$ , is a feasible solution to the DLP.

## 2.3 Previous work on heuristics

Due to the curse of dimensionality of dynamic programming, the optimal control policy to the resource allocation problem is usually intractable to solve. In contrast, the deterministic LP approximation given by (1) can be solved easily. Several heuristics based on DLP have been proposed in the literature.

**2.3.1 Fixed probabilistic allocation** There are various ways to construct heuristic policies using the optimal solution of DLP. An overview is given by Talluri and Van Ryzin [29, Ch. 2]. One intuitive way is to use *probabilistic allocation*. Suppose  $x^*$  is an optimal solution to DLP in (2). For each arriving customer, if the customer belongs to class  $j$ , s/he would be accepted independently with probability  $x_j^*/\lambda_j$  throughout the time horizon. Since customers from each class are accepted with fixed probabilities, we call this heuristic FPA, which stands for **F**ixed **P**robabilistic **A**llocation. The FPA heuristics is formally stated in Algorithm 1.

The expected revenue of the FPA heuristic, denoted by  $v^{FPA}$ , can be computed as follows. Since the total number of arrivals from class  $j$  follows a Poisson distribution with mean  $\lambda_j T$ , the number of customers that we *attempt* to accept from class  $j$  follows a Poisson distribution with mean  $(\lambda_j T) \cdot x_j^*/\lambda_j = x_j^* T = y_j^*$ . Due to limited capacity, we must reject any customer from class  $j$  if the remaining capacity  $C'$  does not satisfy  $A_j \leq C'$ . It is straightforward to show that the number of customers who are turned away due to capacity

---

**Algorithm 1** Fixed probabilistic allocation heuristic: FPA

---

**input:** horizon  $T$ , starting resource capacities  $C$ , arrival rate  $\lambda$ , requirement matrix  $A$   
set  $x^* \leftarrow \arg \max_x \left\{ \sum_{j=1}^n r_j x_j \mid \sum_{j=1}^n A_j x_j \leq C/T, \text{ and } 0 \leq x_j \leq \lambda_j, \forall j \in [n] \right\}$   
set  $C' \leftarrow C$   
**for** all customers arriving in  $[0, T]$  **do**  
    **if** the customer belongs to class  $j$  and  $A_j \leq C'$  ( $\forall j \in [n]$ ) **then**  
        accept the customer with probability  $x_j^*/\lambda_j$   
        **if** the customer is accepted, update capacity  $C' \leftarrow C' - A_j$   
    **else**  
        reject the customer  
    **end if**  
**end for**

---

limits is of the order  $\sqrt{T}$  [see e.g. 12, 24]. Thus, we have

$$v^{FPA} = \sum_{j=1}^n r_j y_j^* - O(\sqrt{T}) = v^{DLP} - O(\sqrt{T}).$$

In §2.2.1, we mentioned that  $v^{DLP}$  is an upper bound of the expected revenue under the optimal policy, namely  $v^* \leq v^{DLP}$ . Thus, the revenue of FPA is bounded by  $v^{FPA} \geq v^* - O(\sqrt{T})$ .

**2.3.2 Re-solving heuristics** An obvious drawback of the FPA policy constructed from DLP is that it does not take into account the randomness of demand. Re-solving heuristics periodically re-solve the DLP using the updated capacity information to adjust control. In particular, the following re-solving heuristic, which we referred to as RES, has been studied by Jasin and Kumar [17] and Wu et al. [31].

RES divides the horizon into  $T$  periods with equal length and re-solves the LP at the beginning of each period. At time  $t = 0, 1, \dots, T-1$ , let  $C_l(t)$  denote the remaining capacity of resource  $l$ . We let  $b_l(t)$  be the *average* available capacity of resource  $l$  in period  $t$ , namely  $b_l(t) := \frac{C_l(t)}{T-t}$ . Let  $C(t)$  and  $b(t)$  denote the vectors of the remaining capacities and the average remaining capacities at time  $t$ , respectively. We outline the RES heuristic in Algorithm 2.

Jasin and Kumar [17] show that RES has a revenue loss of  $O(1)$  under the assumption that the optimal solution to DLP (1) is nondegenerate. The  $O(1)$  loss is a significant improvement from the  $O(\sqrt{T})$  revenue loss of FPA, but it is unclear from the analysis of Jasin and Kumar whether the nondegenerate assumption is just an artifact of the analysis technique or something intrinsic to the performance of RES. Moreover, in a setting with one resource, Wu et al. [31] show that the  $O(1)$  revenue loss bound of RES grows exponentially when the optimal solution to DLP becomes “nearly degenerate.” This motivates us to take a closer look at the performance of the RES heuristic.

## 2.4 Asymptotic framework

Following the standard asymptotic framework in the literature [13, 17, 24, 31], we compare the revenue loss of different heuristics when the horizon length  $T$  is large compared to the revenue generated by each individual customer. We assume that when  $T$  grows, the capacities  $C$  scale linearly with  $T$ , so the ratio  $b_l = C_l/T$  remains a constant for all  $l \in [m]$ . We will express the revenue loss of different algorithms in



---

**Algorithm 2** Re-solving Heuristic: RES

---

**input:** horizon  $T$ , starting resource capacities  $C$ , arrival rate  $\lambda$ , requirement matrix  $A$   
**initialize:** set  $C(0) = C$  and  $b(0) = C/T$   
**for**  $t = 0, 1, \dots, T - 1$  **do**  
  set  $x(t) \leftarrow \arg \max_x \left\{ \sum_{j=1}^n r_j x_j \mid \sum_{j=1}^n A_j x_j \leq b(t), \text{ and } 0 \leq x_j \leq \lambda_j, \forall j \in [n] \right\}$   
  set  $C' \leftarrow C(t)$   
  **for** all customers arriving in  $[t, t + 1)$  **do**  
    **if** the customer belongs to class  $j$  and  $A_j \leq C'$  ( $\forall j \in [n]$ ) **then**  
      accept the customer with probability  $x_j(t)/\lambda_j$   
      **if** the customer is accepted, update  $C' \leftarrow C' - A_j$   
    **else**  
      reject the customer  
    **end if**  
  **end for**  
  set  $C(t + 1) \leftarrow C'$  and  $b(t + 1) \leftarrow \frac{C(t+1)}{T-t-1}$   
**end for**

---

the order of  $T$ , assuming that the customer arrival rate  $\lambda_j$  ( $j \in [n]$ ), revenue per customer  $r_j$  ( $j \in [n]$ ), and resource requirement matrix  $A$  are constants.

### 3 Asymptotic Analysis of the Re-solving Heuristic (RES)

We start this section by presenting a numerical example in §3.1. The result from this numerical simulation points out that frequently re-solving the DLP (1) does not necessarily improve expected revenue. This result seems counterintuitive as one would expect that frequent re-solving would yield higher revenue, because current capacity information is taken into account when the DLP is re-solved. This motivates us to examine closely the performance of RES to have a better understanding about the effect of re-solving.

In §3.2, we provide an upper bound of the revenue loss of RES. We show that the difference between the expected revenue of RES (denoted by  $v^{RES}$ ) and the optimal value of DLP (denoted by  $v^{DLP}$ ) is bounded by  $O(\sqrt{T})$  (Theorem 3.1). Recall that the expected revenue of the optimal control policy,  $v^*$ , is also upper bounded by  $v^{DLP}$  (cf. §2.2.1), so we immediately have

$$v^* - v^{RES} \leq v^{DLP} - v^{RES} = O(\sqrt{T}).$$

That is, the expected revenue loss of RES is bounded above by  $O(\sqrt{T})$ .

Next, in §3.3, we analyze the lower bound of the revenue loss of RES. We analyze the expected revenue loss of the RES heuristic when comparing to the hindsight optimal,  $v^{HO}$ . We show that  $v^{HO} - v^{RES} \geq \Omega(\sqrt{T})$  (Theorem 3.2). As Reiman and Wang [24] have shown that  $v^{HO} - v^* = o(\sqrt{T})$ , we can conclude from Theorem 3.2 that

$$v^* - v^{RES} \geq v^{HO} - v^{RES} - o(\sqrt{T}) = \Omega(\sqrt{T}) - o(\sqrt{T}) = \Omega(\sqrt{T}).$$

In other words, the expected revenue loss of RES when compared with the optimal policy is at least  $\Omega(\sqrt{T})$ . Therefore, combining the results from Theorems 3.1 and 3.2, we obtain a tight bound of the revenue loss of RES. It follows that

$$v^* - v^{RES} = \Theta(\sqrt{T}).$$

That is, the expected revenue loss under the RES heuristic when compared to the optimal revenue is exactly of order  $\sqrt{T}$ .

### 3.1 Motivating example

The purpose of this section is to illustrate the effect of re-solving on the expected revenue loss using numerical simulation. We will show that frequent re-solving does not always reduce the expected revenue loss as one might expect.

We consider a dynamic resource allocation problem with two classes of customers and one type of resource. We assume that customers from each class arrive according to a Poisson process with rate 1; the arrivals of two classes are independent. The average capacity per unit time is 1 (so the total capacity is  $T$ ). Customers from both classes, if accepted, consume one unit of resource, but pay different prices,  $r_1$  and  $r_2$ . We test three scenarios:

- (a)  $r_1 = 2$  and  $r_2 = 1$
- (b)  $r_1 = 3$  and  $r_2 = 1$
- (c)  $r_1 = 5$  and  $r_2 = 1$ .

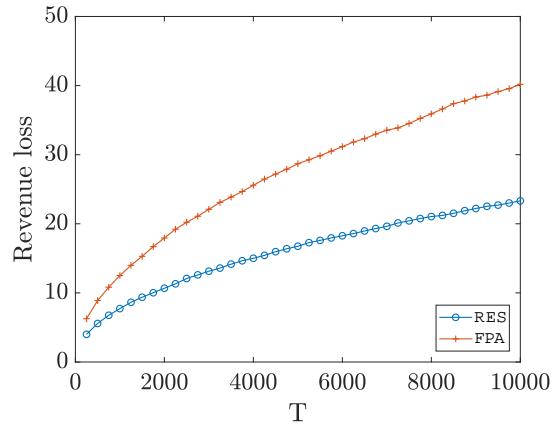
To examine the effect of frequent re-solving, we will compare the expected revenue loss of the RES heuristic, which re-solves every unit of time, and the FPA heuristic, which does not re-solve at all. The revenue losses of the two algorithms are defined as  $v^* - v^{FPA}$  and  $v^* - v^{RES}$ . Since calculating  $v^*$  requires solving dynamic programs, we substitute the hindsight optimum,  $v^{HO}$ , for the optimal expected revenue,  $v^*$ , and compare  $v^{HO} - v^{FPA}$  and  $v^{HO} - v^{RES}$ .<sup>2</sup>

We simulate the RES heuristic and the FPA heuristic for three price scenarios (a–c) defined above and for varying horizon length  $T = 250, 500, \dots, 10000$ . Fig. 4 plots the average revenue losses under the RES heuristic and the FPA heuristic over 10000 sample paths. We make the following observations:

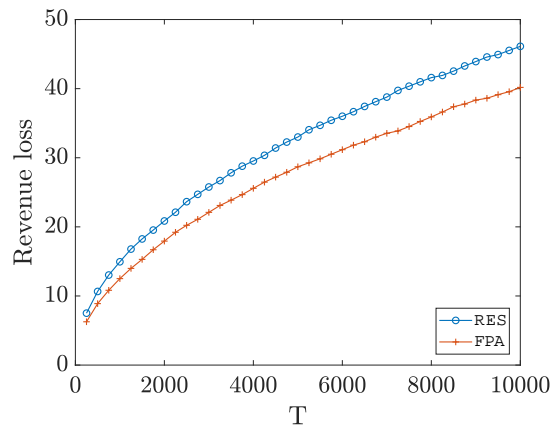
- (1) While the expected revenue loss obtained from implementing the RES heuristic to scenario (a) is lower than that obtained from applying the FPA heuristic in all horizon length, the relationship is reverse in (b) and (c). In other words, RES does not always have smaller revenue loss than FPA. This result is surprising, as one would think that the performance of a heuristic should be improved by incorporating current information when re-solving.
- (2) The expected revenue losses of both FPA and RES seem to scale with  $\sqrt{T}$  as horizon length  $T$  increases. It is well known that the revenue loss of FPA is of order  $\sqrt{T}$  (cf. §2.3.1). Jasin and Kumar [17] show that under some assumption, the expected revenue loss of RES is  $O(1)$ , that is, it does not grow with  $T$ . However, the assumption made by Jasin and Kumar does not hold in the example here. Our simulation result shows that the revenue loss of RES also grows with  $T$  at a scale of  $\sqrt{T}$ , which is the same for FPA.

The simulation results in Fig. 4 inspire us to analyze the performance of RES in order to gain a better understanding of the effect of frequent re-solving.

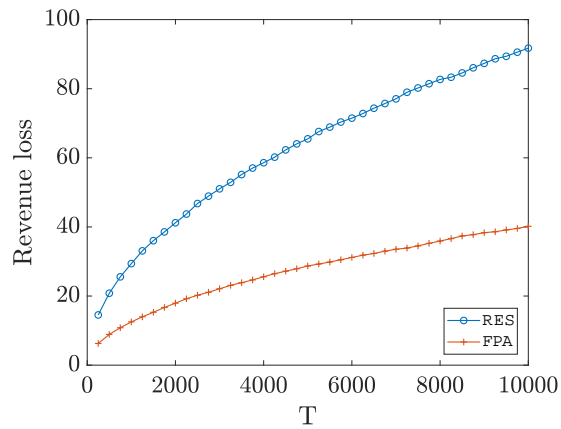
<sup>2</sup>In §4, we will show that  $v^{HO} - v^* = O(1)$ , so this substitution does not affect the simulation result.



(a)  $r_1 = 2$  and  $r_2 = 1$



(b)  $r_1 = 3$  and  $r_2 = 1$



(c)  $r_1 = 5$  and  $r_2 = 1$

Fig. 4. The expected revenue losses under the re-solving (RES) heuristic and the fixed probabilistic (FPA) heuristic when compared with the hindsight optimal for  $T = 250, \dots, 10000$ .

### 3.2 The upper bound of the expected revenue loss under the RES heuristic

In this section, we provide an upper bound of the expected revenue loss of the RES heuristic. We show that the expected revenue loss under the RES heuristic when compared with the optimal value of the DLP, which is the upper bound of the optimal revenue, is  $O(\sqrt{T})$ .

**THEOREM 3.1.** *The expected revenue loss under the RES heuristic defined in Algorithm 2, when compared with the optimal value of the DLP, is bounded above by*

$$v^{DLP} - v^{RES} = O(\sqrt{T}).$$

*Main idea of the proof of Theorem 3.1.* Since the LP solved by RES and the deterministic LP (2) only differ in the right hand side of the capacity constraints,  $b(t)$  and  $b$ , the expected revenue loss of the RES heuristic when compared to the optimal value of the DLP can be expressed in terms of  $b(t)$  and  $b$ . More specifically, we can show that the expected revenue loss during  $[t, t + 1)$  can be express as  $O(\mathbb{E}[(b_l - b_l(t))^+])$  for each resource  $l \in [m]$ . Then, using the relationship between the average remaining capacity,  $b(t)$ , and the number of accepted customers up to time  $t$ , we prove

$$O(\mathbb{E}[(b_l - b_l(t))^+]) = O\left(\sqrt{\frac{1}{T-t}}\right).$$

This completes the proof since  $\sum_{t=0}^{T-1} O\left(\sqrt{\frac{1}{T-t}}\right) = O(\sqrt{T})$ . The full proof of Theorem 3.1 can be found in Appendix §B.1.

Since  $v^{DLP}$  is an upper bound of the expected revenue under the optimal policy, the result follows immediately that the expected revenue loss under the RES heuristic when compared with the optimal revenue is bounded by  $O(\sqrt{T})$ . That is,

$$v^* - v^{RES} \leq v^{DLP} - v^{RES} = O(\sqrt{T}).$$

Although the  $O(\sqrt{T})$  bound in Theorem 3.1 is looser than the  $O(1)$  bound of RES in Jasin and Kumar [17], it does not require the additional condition that the optimal solution to the DLP (1) is nondegenerate. Given that the expected revenue loss of FPA is also  $O(\sqrt{T})$  (cf. §2.3.1), we conclude that re-solving at least guarantees the same order of revenue loss compared to an algorithm with no re-solving.

### 3.3 The lower bound of the expected revenue loss of the RES heuristic

In this section, we provide a lower bound of the expected revenue loss of the RES heuristic. We establish that the expected revenue loss under the RES heuristic when compared to the hindsight optimum is bounded below by  $\Omega(\sqrt{T})$ .

**THEOREM 3.2.** *The expected revenue loss under the RES heuristic defined in 2.3.2, when compared to the hindsight optimum, is bounded below by*

$$v^{HO} - v^{RES} = \Omega(\sqrt{T}).$$

To prove Theorem 3.2, we consider a problem instance with two classes of customers and one type of resource. We assume that customers from each class arrive according to a Poisson process with rate 1; the arrivals from two classes are independent. The initial resource capacity is  $T$ . Customers from both classes, if accepted, consume one unit of the resource, but pay different prices,  $r_1 > r_2$ .

In the proof, instead of Poisson process, we find it more convenient to consider the following arrival process. For each class  $j = 1, 2$ , we define  $\tilde{\Lambda}_j(t) = t + S_j(\lfloor t \rfloor)$ , where  $S_j(k)$  is a simple random walk. That is,  $S_j(k) = \sum_{i=1}^k X_j^i$ , where  $X_j^1, X_j^2, \dots$  is a sequence of i.i.d. random variables such that

$$X_j^i = \begin{cases} -1 & \text{w.p. } \frac{1}{2}, \\ 1 & \text{w.p. } \frac{1}{2}. \end{cases}$$

By functional central limit theorem, substituting the Poisson arrival process  $\Lambda_j$  by the above process  $\tilde{\Lambda}_j$  leads to an approximation error of at most  $o(\sqrt{T})$ . So the result in Theorem 3.2 is not affected by using the process  $\tilde{\Lambda}_j$ . This argument is formally proved in Appendix B.2.1.

*Main idea to prove Theorem 3.2.* We consider the event when the number of class 1 customers arrives during  $T$  period is more than  $T$ . It is clear that the hindsight optimum will accept  $T$  of class 1 customers and none of class 2 customers, since  $r_1 > r_2$ . Conditional on there are at least  $T$  class 1 customers, we show that with positive probability, the RES heuristic accepts  $\Omega(\sqrt{T})$  of class 2 customers, and thus at most  $T - \Omega(\sqrt{T})$  of class 1 customers. So the expected revenue loss of RES is at least of order  $\Omega(\sqrt{T})$  from the hindsight optimum. The complete proof is shown in Appendix §B.2.

It follows from Theorem 3.2 that the expected revenue loss under RES heuristic is bounded below by  $\Omega(\sqrt{T})$  because the revenue gap between the hindsight optimum ( $v^{HO}$ ) and the optimal revenue ( $v^*$ ) is as small as  $o(\sqrt{T})$  [24]. In other words, we have

$$v^* - v^{RES} = -(v^{HO} - v^*) + v^{HO} - v^{RES} = -o(\sqrt{T}) + \Omega(\sqrt{T}) = \Omega(\sqrt{T}).$$

Combining Theorems 3.1 and 3.2 gives

$$v^* - v^{RES} = \Theta(\sqrt{T}).$$

That is, the expected revenue loss under the RES heuristic when compared with the optimal revenue is *exactly* of order  $\sqrt{T}$ .

## 4 A Re-solving Heuristic with Uniformly Bounded Loss

We propose a new re-solving heuristic called Less-is-more (LIM). The name of the algorithms comes from the fact that it resolves *less* frequently than RES (Algorithm 2) but gains *more* revenue. More specifically, unlike the RES heuristic analyzed in Section 3, which re-solves  $T$  times, the LIM heuristic only re-solves for  $O(\log \log T)$  times during a horizon of length  $T$ , thus significantly reducing computational costs. In addition, the LIM algorithm achieves much stronger revenue performance. We show that LIM has a bounded, i.e.,  $O(1)$ , revenue loss given horizon length  $T$ , compared to  $\Theta(\sqrt{T})$  revenue loss of RES.

### 4.1 Algorithm description

We define the Less-is-more (LIM) algorithm as follows. Given the horizon length  $T$  (assuming  $T \geq e^2$ ), we set

$$K = \left\lceil \frac{\log \log T - \log 2}{\log(6/5)} \right\rceil.$$

Let  $\{t_k^*, k \in [K]\}$  denote a sequence of re-solving times defined as follows. Let  $\tau_k = T^{(5/6)^k}$  and let  $t_k^* = T - \tau_k$  for all  $k \in [K]$ . Let  $t_{K+1}^* = T$ . Fig. 5 illustrates how the re-solving times are constructed recursively.

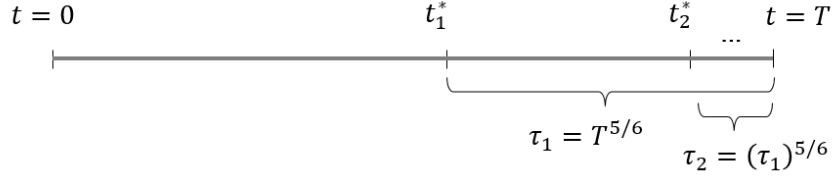


Fig. 5. The re-solving times of LIM is constructed recursively.

The sequence of re-solving times divide the entire horizon into  $K + 1$  epochs:

$$[0, t_1^*), [t_1^*, t_2^*), \dots, [t_K^*, T].$$

At the beginning of each epoch, the algorithm solves a deterministic LP approximation to the original stochastic problem—this LP is identical to the LP used in the RES algorithm. The optimal solution of the LP is used to construct a probabilistic allocation control policy. For technical reasons, in the first  $K$  epochs, the allocation probabilities are rounded down to 0 if it is very close to 0, and are rounded up to 1 if it is very close to 1. The probabilistic allocation control policy are then used throughout the epoch until the next re-solving time. The complete definition of LIM is given in Algorithm 3.

## 4.2 Asymptotic performance

In this subsection, we will analyze the performance of the LIM heuristic described in §4.1.

**THEOREM 4.1.** *The expected revenue loss under the the LIM heuristic defined in Algorithm 3, when compared with the hindsight optimal, is bounded. Namely, there exists some constants  $\gamma$  and  $T \geq T_0$ , such that*

$$v^{HO} - v^{LIM} \leq \gamma, \quad \text{for all } T \geq T_0.$$

Since  $v^{HO}$  is an upper bound of the expected revenue of the optimal policy  $v^*$ , we immediately have

$$v^* - v^{LIM} \leq v^{HO} - v^{LIM} \leq \gamma.$$

Moreover, Theorem 4.1 establish that hindsight optimum is a tight upper bound, satisfying

$$v^{HO} - v^* \leq v^{HO} - v^{LIM} \leq \gamma.$$

*Main idea of the proof of Theorem 4.1.* As we have shown in Section 3, frequent re-solving does not reduce the expected revenue loss from order  $\sqrt{T}$ . In the LIM algorithm, instead of re-solving frequently, we choose a small number of re-solving times, where the  $k^{\text{th}}$  re-solve occurs when the remaining time is  $T^{(5/6)^k}$ . There is a tradeoff between using an early re-solving time versus a late re-solving time. On the one hand, a re-solving time should be *early* enough, so that there is sufficient time remaining to correct random deviations caused by the probabilistic allocation control. This is the key motivation to re-solve the deterministic LP from time to time, since the deterministic LP does not take into account randomness of demand. On the other hand, if a re-solving time is *too early*, the control policy may overreact to random deviations; in some cases, it mistakenly rejects more high-revenue customers than it should. In the LIM algorithm, the first re-solving time is set to  $t_1^* = T - T^{5/6}$ . In fact, our analysis works for any re-solving time  $t_1^* = T - T^\beta$  such that  $3/4 < \beta < 1$ . We then define the rest of re-solving times recursively, such that  $\tau_2 = (\tau_1)^{5/6}$ ,  $\tau_3 = (\tau_2)^{5/6}$ , etc (see Fig. 5).

---

**Algorithm 3** Less-is-more (LIM)
 

---

**input:** horizon  $T$ , starting resource capacities  $C$ , arrival rate  $\lambda$ , requirement matrix  $A$   
**initialize:** set  $\tau_k = T^{(5/6)^k}$  and  $t_k^* = T - \tau_k$  for all  $k \in \{0\} \cup [K]$ , where  $K = \left\lceil \frac{\log \log T - \log 2}{\log(6/5)} \right\rceil$   
**for**  $k = 0, 1, \dots, K$  **do**  
   set  $x^k \leftarrow \arg \max_x \left\{ \sum_{j=1}^n r_j x_j \mid \sum_{j=1}^n A_j x_j \leq C(t_k^*)/\tau_k, \text{ and } 0 \leq x_j \leq \lambda_j, \forall j \in [n] \right\}$   
   **if**  $k < K$  **then**  
     **for**  $j \in [n]$  **do**  
       **if**  $x_j^k < \lambda_j \tau_k^{-1/4}$  **then**  
         set  $p_j^k \leftarrow 0$   
       **else if**  $x_j^k > \lambda_j (1 - \tau_k^{-1/4})$  **then**  
         set  $p_j^k \leftarrow 1$   
       **else**  
         set  $p_j^k \leftarrow x_j^k / \lambda_j$   
       **end if**  
     **end for**  
   **else**  
     set  $p_j^k \leftarrow x_j^k / \lambda_j$  for all  $j \in [n]$   
   **end if**  
   **for**  $t \in [t_k^*, t_{k+1}^*)$  **do**  
     observe requests from all arrival of customers  
     **if** an arriving customer belongs to class  $j$  and  $A_j \leq C(t)$  ( $\forall j \in [n]$ ) **then**  
       accept the customer with probability  $p_j^k$   
       if accepted, update  $C(t) \leftarrow C(t) - A_j$   
     **else**  
       reject the customer  
     **end if**  
   **end for**  
**end for**

---

In the proof, we define a sequence of auxiliary re-solving heuristics with increasing re-solving frequency. Recall  $K = \left\lceil \frac{\log \log T - \log 2}{\log(6/5)} \right\rceil$  is the number of re-solves by the LIM algorithm. For any  $k \in [K]$ , we define a policy that exactly follows the LIM heuristic from  $[0, t_k^*)$ , and applies fixed allocation control after  $t_k^*$ . We refer to such a policy as  $RES^k$ . Similarly, we define  $HO^k$  as a policy that works exactly the same as LIM in  $[0, t_k^*)$  and applies the hindsight optimal policy in  $[t_k^*, T]$ . Notice that when  $k = K$ ,  $RES^k$  and  $HO^k$  both coincide with the LIM algorithm.

Our proof of Theorem 4.1 depends on the following proposition, which will be proved in Appendix C.1.

**PROPOSITION 4.2.** *For a problem with horizon length  $T$ , suppose the first-resolving time  $t_1^*$  is defined as  $t_1^* = T - T^{5/6}$ . Then,*

- (1) *the expected revenue loss of  $HO^1$  is  $O(Te^{-\kappa T^{1/6}})$ ;*
- (2) *the expected revenue loss of  $RES^1$  is  $O(Te^{-\kappa T^{1/6}}) + O(T^{5/12})$ ,*

where  $\kappa = \frac{\lambda_{\min}}{2(3\alpha|\lambda|+1)^2}$ . In the constant  $\kappa$ , the set  $J_\lambda = \{j : x_j^* = \lambda_j\}$ ,  $\lambda_{\min} = \min_{j \in [n]} \lambda_j$ , and  $\alpha$  is a positive constant that depends on the requirement matrix  $A$ .

Now, we use Proposition 4.2 recursively to prove Theorem 4.1.

PROOF OF THEOREM 4.1. Given remaining capacity  $C(t_1)$  at time  $t_1 \in [0, T]$ , for any  $t_2 \in (t_1, T]$ , let  $x(t_1)$  be the optimal solution to the following LP

$$\max_x \left\{ \sum_{j=1}^n r_j x_j \mid \sum_{j=1}^n A_j x_j \leq C(t_1)/(T - t_1), \text{ and } 0 \leq x_j \leq \lambda_j, \forall j \in [n] \right\}.$$

Let  $V^{FPA}(t_1, t_2)$  denote the revenue earned in  $[t_1, t_2)$  under a fixed probabilistic allocation policy, where class  $j$  customers are accepted with probability  $x_j(t_1)/\lambda_j$ . Let  $V^{FPA'}(t_1, t_2)$  be the revenue earned in  $[t_1, t_2)$ , where a class  $j$  customer is accepted with probability:

- 0, if  $x_j(t_1) < \lambda_j(T - t_1)^{-1/4}$
- 1, if  $x_j(t_1) > \lambda_j(1 - (T - t_1)^{-1/4})$
- $x_j(t_1)/\lambda_j$ , otherwise.

Let  $V^{HO}(t_1, T)$  denote the revenue earned from solving the hindsight optimum in  $[t_1, T]$ . That is,  $V^{HO}(t_1, T)$  is the optimal revenue given the remaining capacity at  $t_1$  and a sample path of demand in  $(t_1, T]$ , given by

$$V^{HO}(t_1, T) = \max_x \left\{ \sum_{j=1}^n r_j y_j \mid \sum_{j=1}^n A_j y_j \leq C(t_1), \text{ and } 0 \leq y_j \leq \Lambda_j(T) - \Lambda_j(t_1), \forall j \in [n] \right\}.$$

Consider policy  $RES^2$ . The decision maker re-solves at  $t_1^* = T - T^{5/6}$ , and re-solves again at  $t_2^* = T - T^{(5/6)^2} = T - T^{25/36}$ . Let  $v^{RES^2}$  be the expected revenue of  $RES^2$ . The expected revenue loss can be written as

$$\begin{aligned} v^{HO} - v^{RES^2} &= \mathbb{E}[V^{HO} - V^{RES^2}] \\ &= \mathbb{E}[V^{HO} - V^{HO^1}] + \mathbb{E}[V^{HO^1} - V^{HO^2}] + \mathbb{E}[V^{HO^2} - V^{RES^2}]. \end{aligned} \quad (4)$$

The first term of Eq (4) can be bounded above by  $O(Te^{-\kappa T^{1/6}})$  as stated in Proposition 4.2. For the second term of Eq (4), since policy  $HO^1$  and  $HO^2$  are exactly the same for time  $t \in [0, t_1^*)$ , we have

$$V^{HO^1} - V^{HO^2} = V^{HO}(t_1^*, T) - (V^{FPA}(t_1^*, t_2^*) + V^{HO}(t_2^*, T)).$$

From Proposition 4.2, part (1), we get

$$\mathbb{E}[V^{HO}(t_1^*, T) - (V^{FPA}(t_1^*, t_2^*) + V^{HO}(t_2^*, T))] = O(T^{5/6} e^{-\kappa(T^{5/6})^{1/6}}) = O(T^{5/6} e^{-\kappa T^{5/36}}). \quad (5)$$

As we can write

$$V^{RES^2} = V^{FPA'}(0, t_1^*) + V^{FPA'}(t_1^*, t_2^*) + V^{FPA}(t_2^*, T),$$

the last term of (4) can be bounded by

$$\begin{aligned} \mathbb{E}[V^{HO^2} - V^{RES^2}] &= \mathbb{E}[V^{HO}(t_2^*, T) - V^{FPA}(t_2^*, T)] \\ &= O(\sqrt{T - t_2^*}) \\ &= O(T^{(5/6)^2/2}). \end{aligned} \quad (6)$$

The last step of (6) follows the well-known result that fixed probabilistic allocation has a revenue loss of  $O(\sqrt{T})$  for a problem with horizon length  $T$  [see e.g. 24].



Combining (5) and (6), Eq (4) is bounded by

$$v^{HO} - v^{RES^2} = O(Te^{-\kappa T^{1/6}}) + O(T^{5/6}e^{-\kappa T^{5/36}}) + O(T^{25/72}). \quad (7)$$

Now, consider policy  $RES^3$ , which follows  $RES^2$  but re-solves again at time  $t_3^* = T - T^{(5/6)^3}$ . By the same decomposition argument, the expected revenue loss is given by

$$\begin{aligned} v^{HO} - v^{RES^3} &= \mathbb{E}[V^{HO} - V^{HO^1}] + \mathbb{E}[V^{HO^1} - V^{HO^2}] + \mathbb{E}[V^{HO^2} - V^{HO^3}] + \mathbb{E}[V^{HO^3} - V^{RES^3}] \\ &= O(Te^{-\kappa T^{1/6}}) + O(T^{5/6}e^{-\kappa T^{5/36}}) + O(T^{25/36}e^{-\kappa T^{25/216}}) + O(T^{(5/6)^3/2}). \end{aligned}$$

By induction, if the decision maker re-solves  $K$  times where the  $k$ th re-solving time is  $t_k^* = T - T^{(5/6)^k}$ , the expected revenue loss when compared with the hindsight optimal is given by

$$v^{HO} - v^{RES^K} = \sum_{k=0}^{K-1} O\left(T^{(5/6)^k} \exp\left(-\kappa T^{(5/6)^k/6}\right)\right) + O(T^{(5/6)^K/2}). \quad (8)$$

Setting

$$K = \left\lceil \frac{\log \log T - \log 2}{\log(6/5)} \right\rceil,$$

we have  $T^{(5/6)^K} = e^2$  and  $T^{(5/6)^{K/2}} = e$ . Thus, the second term in (8) is  $O(1)$ . For any  $k \in [K-1]$ , since  $T^{(5/6)^k} - T^{(5/6)^{k+1}} \geq 1$ , we have

$$\sum_{k=0}^{K-1} O\left(T^{(5/6)^k} \exp\left(-\kappa T^{(5/6)^k/6}\right)\right) \leq O\left(\int_0^\infty x \exp(-\kappa x/6) dx\right) = O\left(\frac{36}{\kappa^2}\right).$$

Thus, the first term in (8) is  $O(1)$ .

Choose any constant  $\gamma$  such that

$$\gamma \geq O\left(\frac{36}{\kappa^2}\right) + O(e),$$

and the proof is complete. □

## References

- [1] Zoe Abrams, Ofer Mendeleevitch, and John Tomlin. 2007. Optimal delivery of sponsored search advertisements subject to budget constraints. In *Proceedings of the 8th ACM conference on Electronic commerce*. ACM, 272–278.
- [2] Shipra Agrawal, Zizhuo Wang, and Yinyu Ye. 2014. A dynamic near-optimal algorithm for online linear programming. *Operations Research* 62, 4 (2014), 876–890.
- [3] Alessandro Arlotto and Itai Gurvich. 2017. Uniformly bounded regret in the multi-secretary problem. (2017). arXiv preprint arXiv:1710.07719.
- [4] Moshe Babaioff, Nicole Immorlica, David Kempe, and Robert Kleinberg. 2007. A knapsack secretary problem with applications. In *Approximation, randomization, and combinatorial optimization. Algorithms and techniques*. Springer, Princeton, NJ, 16–28.
- [5] Ashwinkumar Badanidiyuru, Robert Kleinberg, and Aleksandrs Slivkins. 2013. Bandits with knapsacks. In *Foundations of Computer Science (FOCS), 2013 IEEE 54th Annual Symposium on*. IEEE, 207–216.
- [6] Dimitri P Bertsekas. 2005. *Dynamic programming and optimal control (3rd edition), volume I*. Belmont, MA: Athena Scientific.
- [7] Lijian Chen and Tito Homem-de Mello. 2010. Re-Solving Stochastic Programming Models for Airline Revenue Management. *Annals of Operations Research* 177, 1 (June 2010), 91–114.
- [8] William L. Cooper. 2002. Asymptotic Behavior of an Allocation Policy for Revenue Management. *Operations Research* 50, 4 (Aug. 2002), 720–727.

- [9] Nikhil R Devanur and Thomas P Hayes. 2009. The adwords problem: online keyword matching with budgeted bidders under random permutations. In *Proceedings of the 10th ACM conference on Electronic commerce*. ACM, 71–78.
- [10] Jon Feldman, S Muthukrishnan, Martin Pal, and Cliff Stein. 2007. Budget optimization in search-based advertising auctions. In *Proceedings of the 8th ACM conference on Electronic commerce*. ACM, 40–49.
- [11] David A. Freedman. 1975. On Tail Probabilities for Martingales. *Annals of Probability* 3, 1 (Feb. 1975), 100–118.
- [12] Guillermo Gallego and Garrett Van Ryzin. 1997. A Multiproduct Dynamic Pricing Problem and Its Applications to Network Yield Management. *Operations Research* 45, 1 (1997), 24.
- [13] Guillermo Gallego and Garrett van Ryzin. 1994. Optimal Dynamic Pricing of Inventories with Stochastic Demand over Finite Horizons. *Management Science* 40, 8 (Aug. 1994), 999.
- [14] Hadi Goudarzi and Massoud Pedram. 2011. Multi-dimensional SLA-based resource allocation for multi-tier cloud computing systems. In *Cloud Computing (CLOUD), 2011 IEEE International Conference on*. IEEE, 324–331.
- [15] Anupam Gupta and Marco Molinaro. 2016. How the experts algorithm can help solve LPs online. *Mathematics of Operations Research* 41, 4 (2016), 1404–1431.
- [16] Stefanus Jasin. 2015. Performance of an lp-based control for revenue management with unknown demand parameters. *Operations Research* 63, 4 (2015), 909–915.
- [17] Stefanus Jasin and Sunil Kumar. 2012. A Re-Solving Heuristic with Bounded Revenue Loss for Network Revenue Management with Customer Choice. *Mathematics of Operations Research* 37, 2 (May 2012), 313–345.
- [18] Stefanus Jasin and Sunil Kumar. 2013. Analysis of Deterministic LP-Based Booking Limit and Bid Price Controls for Revenue Management. *Operations Research* 61, 6 (Dec. 2013), 1312–1320.
- [19] Robert Kleinberg. 2005. A multiple-choice secretary algorithm with applications to online auctions. In *Proceedings of the sixteenth annual ACM-SIAM symposium on Discrete algorithms*. Society for Industrial and Applied Mathematics, PA, USA, 630–631.
- [20] Anton J Kleywegt and Jason D Papastavrou. 1998. The dynamic and stochastic knapsack problem. *Operations Research* 46, 1 (1998), 17–35.
- [21] Michael Mitzenmacher and Eli Upfal. 2005. *Probability and computing: Randomized algorithms and probabilistic analysis*. Cambridge university press, NY, USA.
- [22] S Muthukrishnan, Martin Pál, and Zoya Svitkina. 2007. Stochastic models for budget optimization in search-based advertising. In *International Workshop on Web and Internet Economics*. Springer, 131–142.
- [23] Tim Püschel, Guido Schryen, Diana Hristova, and Dirk Neumann. 2015. Revenue Management for Cloud Computing Providers: Decision Models for Service Admission Control under Non-Probabilistic Uncertainty. *European Journal of Operational Research* 244, 2 (July 2015), 637–647.
- [24] Martin I. Reiman and Qiong Wang. 2008. An Asymptotically Optimal Policy for a Quantity-Based Network Revenue Management Problem. *Mathematics of Operations Research* 33, 2 (May 2008), 257–282.
- [25] Paat Rusmevichientong and David P Williamson. 2006. An adaptive algorithm for selecting profitable keywords for search-based advertising services. In *Proceedings of the 7th ACM Conference on Electronic Commerce*. ACM, 260–269.
- [26] Nicola Secomandi. 2008. An analysis of the control-algorithm re-solving issue in inventory and revenue management. *Manufacturing & Service Operations Management* 10, 3 (2008), 468–483.
- [27] Kalyan Talluri and Garrett van Ryzin. 1998. An Analysis of Bid-Price Controls for Network Revenue Management. *Management Science; Linthicum* 44, 11 (Nov. 1998), 1577–1593.
- [28] Kalyan Talluri and Garrett Van Ryzin. 2004. Revenue management under a general discrete choice model of consumer behavior. *Management Science* 50, 1 (2004), 15–33.
- [29] Kalyan T. Talluri and Garrett Van Ryzin. 2004. *The Theory and Practice of Revenue Management*. Number 68 in International series in operations research & management science. Kluwer Academic Publishers, Boston, Mass.
- [30] Elizabeth Louise Williamson. 1992. *Airline network seat inventory control: Methodologies and revenue impacts*. Ph.D. Dissertation. Massachusetts Institute of Technology.
- [31] Huasen Wu, R Srikant, Xin Liu, and Chong Jiang. 2015. Algorithms with logarithmic or sublinear regret for constrained contextual bandits. In *Advances in Neural Information Processing Systems*. 433–441.

## Supplementary materials

### A Additional Result

PROPOSITION A.1. *The gap between the optimal value of the DLP and the optimal value obtained by dynamic programming is bounded below by*

$$v^{DLP} - v^* = \Omega(\sqrt{T}).$$

PROOF OF PROPOSITION A.1. To prove Proposition A.1, we consider the following instance. In this instance, there is only one class of customer and one type of resource. So for simplicity, we will suppress the subscriptions. Suppose the expected number of arrivals in one period is Poisson process with rate  $\lambda$ . The revenue earned by accepting a customer is 1. The resource has the capacity  $\lambda T$  and the amount of the resource used to serve one customer is 1. Therefore, the DLP formulation is given by

$$\max_x \left\{ Tx \mid x \leq \lambda T/T = \lambda, 0 \leq x \leq \lambda \right\}.$$

It easily verified that, we have  $x^* = \lambda$  and thus  $v^{DLP} = \lambda T$ .

On the other hand, it is obvious that the optimal policy is to admit all customers in  $[0, T]$  subject to the capacity constraint. Specifically, the optimal number of the admitted customers is either the number of the arriving customers in  $[0, T]$  or the capacity level, whichever is lower. Therefore, the optimal revenue of the above problem instance is given by

$$\begin{aligned} v^* &= \mathbb{E}[\min(\Lambda(T), \lambda T)] \\ &= \lambda T - \mathbb{E}[\max(\lambda T - \Lambda(T), 0)] \\ &= \lambda T - \sqrt{\lambda T} \mathbb{E} \left[ \max \left( \frac{\lambda T - \Lambda(T)}{\sqrt{\lambda T}}, 0 \right) \right]. \end{aligned}$$

From the Markov's inequality, it follows that

$$\mathbb{E} \left[ \max \left( \frac{\lambda T - \Lambda(T)}{\sqrt{\lambda T}}, 0 \right) \right] \geq \mathbb{P} \left( \max \left( \frac{\lambda T - \Lambda(T)}{\sqrt{\lambda T}}, 0 \right) \geq 1 \right).$$

Consequently, we can write

$$\begin{aligned} v^* &\leq \lambda T - \sqrt{\lambda T} \mathbb{P} \left( \max \left( \frac{\lambda T - \Lambda(T)}{\sqrt{\lambda T}}, 0 \right) \geq 1 \right) \\ &= \lambda T - \sqrt{\lambda T} \mathbb{P} \left( \frac{\lambda T - \Lambda(T)}{\sqrt{\lambda T}} \geq 1 \right) \\ &= \lambda T - \sqrt{\lambda T} (1 - F_T(1)), \end{aligned} \tag{9}$$

where  $F_T$  is the cumulative distribution function of  $\frac{\lambda T - \Lambda(T)}{\sqrt{\lambda T}}$ . Let  $\Phi$  denote the cumulative distribution function of standard normal distribution. Since

$$\begin{aligned} 1 - F_T(1) &= 1 - \Phi(1) + \Phi(1) - F_T(1) \\ &\geq 1 - \Phi(1) - |F_T(1) - \Phi(1)|. \end{aligned} \tag{10}$$

We can bound  $|F_T(1) - \Phi(1)|$  by Berry-Esseen theorem. Specifically, we have

$$|F_T(1) - \Phi(1)| \leq \frac{0.4748 \mathbb{E}[|\Lambda(1) - \lambda|^3]}{\sigma^3 \sqrt{T}} = \frac{0.4748\lambda}{\sqrt{\lambda^3 T}} = \frac{0.4748}{\sqrt{\lambda T}}. \quad (11)$$

Combining (9), (10) and (11), we can write

$$v^* \leq \lambda T - \sqrt{\lambda T} \left( 1 - \Phi(1) - \frac{0.4748}{\sqrt{\lambda T}} \right) = \lambda T - \sqrt{\lambda T}(1 - \Phi(1)) + 0.4748.$$

Since  $v^{DLP} = \lambda T$  and  $1 - \Phi(1) = 0.1587$ , it follows that

$$\begin{aligned} v^{DLP} - v^* &\geq 0.1587\sqrt{\lambda T} - 0.4748 \\ &= \Omega(\sqrt{T}). \end{aligned}$$

□

The result suggests that  $O(\sqrt{T})$  is the best attainable upper bound of the expected revenue loss of any policy when compared with the optimal value of the DLP.

## B Proofs for Results in Section 3

### B.1 Proof of Theorem 3.1

**PROOF THEOREM 3.1.** The RES algorithm divides the horizon  $[0, T]$  into  $T$  periods:  $[0, 1) \cup [1, 2) \cup \dots \cup [T-1, T]$ . In each period  $[t, t+1)$ , the algorithm attempts to accept class  $j$  customers with probability  $x_j(t)/\lambda_j$ . If we ignore capacity constraints, the algorithm on average accepts  $x_j(t)$  customers from class  $j$ . However, the decision maker can potentially reject customers due to capacity constraints; if that happens, the expected number of admitted class  $j$  customers in period  $t$  is less than  $x_j(t)$  per period.

More specifically, let us consider the LP solved at time  $t$ :

$$\max_y \left\{ \sum_{j=1}^n r_j y_j \mid \sum_{j=1}^n A_j y_j \leq C(t), \text{ and } 0 \leq y_j \leq \lambda_j(T-t), \forall j \in [n] \right\}.$$

Let  $y(t)$  be the optimal solution. The algorithm accepts customers with probability  $x_j(t)\lambda_j = \frac{y_j(t)}{\lambda_j(T-t)}$ . If there is insufficient capacity for class  $j$ , we have  $A_j \not\leq C(t)$ , which implies  $y_j(t) < 1$ . So, the expected number of customers rejected in period  $[t, t+1)$  due to capacity constraints is less than  $\lambda_j \cdot \frac{1}{\lambda_j(T-t)} = \frac{1}{T-t}$  for period  $t$ . The revenue loss from that group of customers over the entire horizon is bounded by

$$\sum_{j=1}^n \sum_{t=0}^{T-1} r_j \frac{1}{T-t} \leq (\log T + 1) \sum_{j=1}^n r_j,$$

where we use the fact that  $\sum_{i=2}^T \frac{1}{i} \leq \int_{x=1}^T \frac{1}{x} dx = \log(T)$ .

We can write the expected revenue of the re-solving heuristic as

$$v^{RES} \geq \mathbb{E} \left[ \sum_{t=0}^{T-1} \sum_{j=1}^n r_j x_j(t) \right] - \sum_{j=1}^n r_j (\log T + 1),$$

where the last term accounts for the lost sales, which can happen at most in one period for each class of customer. Therefore, the expected revenue loss of the re-solving heuristic can be bounded by

$$v^{DLP} - v^{RES} \leq T \sum_{j=1}^n r_j x_j^* - \mathbb{E} \left[ \sum_{t=0}^{T-1} \sum_{j=1}^n r_j x_j(t) \right] + \sum_{j=1}^n r_j (\log T + 1). \quad (12)$$

For any time period  $[t, t + 1)$ ,

$$\sum_{j=1}^n r_j x_j^* - \sum_{j=1}^n r_j x_j(t) \leq \sum_{l=1}^L r_{max}^l (b_l - b_l(t))^+,$$

where  $r_{max}^l$  is the largest possible revenue gain by increasing the capacity of resource  $l$  by one unit, i.e.,  $r_{max}^l = \max_{j \in [n]} \{r_j I(a_{lj} > 0) / a_{lj}\}$ . From the definition of  $b_l(i)$ , we can write

$$\begin{aligned} (b_l - b_l(t))^+ &= \left[ \sum_{i=0}^{t-1} (b_l(i) - b_l(i+1)) \right]^+ \\ &= \left[ \sum_{i=0}^{t-1} \left( \frac{C_l(i)}{T-i} - \frac{C_l(i+1)}{T-i-1} \right) \right]^+. \end{aligned}$$

Note that

$$\frac{1}{T-i} = \frac{1}{T-i-1} - \frac{1}{(T-i-1)(T-i)}.$$

It follows that

$$\begin{aligned} (b_l - b_l(t))^+ &= \left[ \sum_{i=0}^{t-1} \left( \frac{C_l(i)}{T-i-1} - \frac{C_l(i)}{(T-i-1)(T-i)} - \frac{C_l(i+1)}{T-i-1} \right) \right]^+ \\ &= \left[ \sum_{i=0}^{t-1} \left( \frac{C_l(i) - C_l(i+1)}{T-i-1} - \frac{C_l(i)}{(T-i-1)(T-i)} \right) \right]^+. \end{aligned}$$

Let  $z_j(t)$  be the actual number of class  $j$  customers admitted in  $[0, t]$ . The change in the capacity of resource  $l$  is given by

$$C_l(i) - C_l(i+1) = \sum_{j=1}^n a_{lj} (z_j(i+1) - z_j(i)).$$

Because of the capacity constraint, the decision maker may fail to accept some customers. Therefore, the actual number of the admitted customers in any period is bounded above by the number of the customers admitted in that period by ignoring the capacity constraint. More specifically, by letting  $\tilde{z}_j(t)$  denote the number of class  $j$  customers admitted by ignoring the capacity constraint in  $[0, t]$ , we have

$$z_j(i+1) - z_j(i) \leq \tilde{z}_j(i+1) - \tilde{z}_j(i).$$

Therefore,

$$(b_l - b_l(t))^+ \leq \left[ \sum_{i=0}^{t-1} \left( \frac{\sum_{j=1}^n a_{lj} (\tilde{z}_j(i+1) - \tilde{z}_j(i))}{T-i-1} - \frac{b_l(i)}{T-i-1} \right) \right]^+ \quad (13)$$

$$\leq \left[ \sum_{i=0}^{t-1} \left( \frac{\sum_{j=1}^n a_{lj}(\tilde{z}_j(i+1) - \tilde{z}_j(i))}{T-i-1} - \frac{\sum_{j=1}^n a_{lj}x_j(i)}{T-i-1} \right) \right]^+, \quad (14)$$

where the second term in the RHS of (13) follows from the definition of  $b_l(i)$  and the inequality of (14) follows from the definition of the re-solving LP in Algorithm 2 which is  $\sum_{j=1}^n a_{lj}x_j(i) \leq b_l(i)$ . We will use the result from Lemma B.1, whose proof is shown in §B.1.1, to finish the proof of the theorem.

LEMMA B.1. *We have*

$$\mathbb{E}[(b_l - b_l(t))^+] \leq K_l \sqrt{\sum_{i=0}^{t-1} \frac{1}{(T-i-1)^2}},$$

where  $K_l = \sqrt{\sum_{j=1}^n a_{lj}^2 \lambda_j^2}$ .

It follows from Lemma B.1 that

$$\begin{aligned} T \sum_{j=1}^n r_j x_j^* - \mathbb{E} \left[ \sum_{t=0}^{T-1} \sum_{j=1}^n r_j x_j(t) \right] &\leq \mathbb{E} \left[ \sum_{t=0}^{T-1} \sum_{l=1}^L r_{max}^l (b_l - b_l(t))^+ \right] \\ &\leq \sum_{l=1}^L r_{max}^l K_l \sum_{t=0}^{T-1} \sqrt{\sum_{i=0}^{t-1} \frac{1}{(T-i-1)^2}} \\ &= \sum_{l=1}^L r_{max}^l K_l \sum_{t=1}^T \sqrt{\sum_{i=1}^{t-1} \frac{1}{(T-i)^2}} \\ &= \sum_{l=1}^L r_{max}^l K_l \left[ \sum_{t=1}^{T-1} \sqrt{\sum_{i=1}^{t-1} \frac{1}{(T-i)^2}} + \sqrt{\sum_{i=1}^{T-1} \frac{1}{(T-i)^2}} \right] \\ &\leq \sum_{l=1}^L r_{max}^l K_l \left[ \sum_{t=1}^{T-1} \sqrt{\int_1^t \frac{1}{(T-s)^2} ds} + \sqrt{\int_1^{T-1} \frac{1}{(T-s)^2} ds} + 1 \right] \\ &\leq \sum_{l=1}^L r_{max}^l K_l \left[ \sum_{t=1}^{T-1} \sqrt{\frac{1}{T-t}} + \sqrt{1 - \frac{1}{T-1}} + 1 \right] \\ &\leq \sum_{l=1}^L r_{max}^l K_l (2\sqrt{T} + \sqrt{2}). \end{aligned}$$

Combining the result to (12), we can conclude that

$$\begin{aligned} v^{DLP} - v^{RES} &\leq \sum_{l=1}^L r_{max}^l K_l (2\sqrt{T} + \sqrt{2}) + \frac{nr_{max}}{\lambda_{min}} (\log T + 1) \\ &= O(\sqrt{T}). \end{aligned}$$

□

### B.1.1 Proof of Lemma B.1

PROOF OF LEMMA B.1. Taking expectations on both sides of (14) yields

$$\begin{aligned} \mathbb{E}[(b_l - b_l(t))^+] &\leq \mathbb{E} \left[ \left( \sum_{i=0}^{t-1} \frac{\sum_{j=1}^n a_{lj}(\tilde{z}_j(i+1) - \tilde{z}_j(i)) - \sum_{j=1}^n a_{lj}x_j(i)}{T-i-1} \right)^+ \right] \\ &\leq \mathbb{E} \left[ \left| \sum_{i=0}^{t-1} \frac{\sum_{j=1}^n a_{lj}(\tilde{z}_j(i+1) - \tilde{z}_j(i)) - \sum_{j=1}^n a_{lj}x_j(i)}{T-i-1} \right| \right]. \end{aligned} \quad (15)$$

From Cauchy-Schwarz inequality, the RHS of (15) can be bounded above by

$$\sqrt{\mathbb{E} \left[ \left( \sum_{i=0}^{t-1} \frac{\sum_{j=1}^n a_{lj}(\tilde{z}_j(i+1) - \tilde{z}_j(i)) - \sum_{j=1}^n a_{lj}x_j(i)}{T-i-1} \right)^2 \right]}. \quad (16)$$

Let  $\{\mathcal{F}_t, 0 \leq t \leq T\}$  be the filtration generated by  $\{\Lambda_j(s), 0 \leq s \leq t, j \in [n]\}$ . By the law of total expectation, (16) equals to

$$\sqrt{\mathbb{E} \left[ \mathbb{E} \left[ \left( \sum_{i=0}^{t-1} \frac{\sum_{j=1}^n a_{lj}(\tilde{z}_j(i+1) - \tilde{z}_j(i)) - \sum_{j=1}^n a_{lj}x_j(i)}{T-i-1} \right)^2 \middle| \mathcal{F}_i \right] \right]},$$

which in turn equals to

$$\sqrt{\mathbb{E} \left[ \mathbb{E} \left[ \sum_{i=0}^{t-1} \left( \frac{\sum_{j=1}^n a_{lj}(\tilde{z}_j(i+1) - \tilde{z}_j(i)) - \sum_{j=1}^n a_{lj}x_j(i)}{T-i-1} \right)^2 \middle| \mathcal{F}_i \right] \right]}.$$

Note that the cross-terms vanish because the conditional independence of the arrivals of the customers in different period implies that the arrivals of the admitted customers in different period are also conditionally independent. From the description of the re-solving heuristic, we know that  $\tilde{z}_j(t+1) - \tilde{z}_j(t)$  conditioned on  $\mathcal{F}_t$  is distributed as Poisson distribution with rate  $x_j(t)$ . It immediately follows that  $\mathbb{E}[\tilde{z}_j(t+1) - \tilde{z}_j(t) | \mathcal{F}_t] = x_j(t)$  and  $\text{Var}(\tilde{z}_j(t+1) - \tilde{z}_j(t) | \mathcal{F}_t) = x_j(t)$ . Therefore, we can write

$$\begin{aligned} \mathbb{E}[(b_l - b_l(t))^+] &\leq \sqrt{\mathbb{E} \left[ \sum_{i=0}^{t-1} \frac{1}{(T-i-1)^2} \mathbb{E} \left[ \left( \sum_{j=1}^n a_{lj}(\tilde{z}_j(i+1) - \tilde{z}_j(i)) - \sum_{j=1}^n a_{lj}x_j(i) \right)^2 \middle| \mathcal{F}_i \right] \right]} \\ &= \sqrt{\mathbb{E} \left[ \sum_{i=0}^{t-1} \frac{1}{(T-i-1)^2} \text{Var} \left( \sum_{j=1}^n a_{lj}(\tilde{z}_j(i+1) - \tilde{z}_j(i)) \middle| \mathcal{F}_i \right) \right]} \end{aligned} \quad (17)$$

$$\begin{aligned} &= \sqrt{\sum_{i=0}^{t-1} \frac{1}{(T-i-1)^2} \sum_{j=1}^n a_{lj}^2 \mathbb{E} [\text{Var}(\tilde{z}_j(i+1) - \tilde{z}_j(i) | \mathcal{F}_i)]} \\ &= \sqrt{\sum_{i=0}^{t-1} \frac{1}{(T-i-1)^2} \sum_{j=1}^n a_{lj}^2 \mathbb{E} [x_j(i)^2]} \\ &\leq \sqrt{\sum_{i=0}^{t-1} \frac{1}{(T-i-1)^2} \sum_{j=1}^n a_{lj}^2 \lambda_j^2} \end{aligned} \quad (18)$$

$$= K_l \sqrt{\sum_{i=0}^{t-1} \frac{1}{(T-i-1)^2}},$$

where  $K_l = \sqrt{\sum_{j=1}^n a_{lj}^2 \lambda_j^2}$ . Equation (17) follows from the definition of variance, and (18) follows because  $x(t)$  is the solution to the DLP and must be bounded above by  $\lambda_j$ .  $\square$

## B.2 Proof of Theorem 3.2

PROOF OF THEOREM 3.2. We know that

$$\begin{aligned} v^{HO} - v^{RES} &= \mathbb{E}[V^{HO}] - \mathbb{E}[V^{RES}] \\ &= \mathbb{E}[V^{HO} - V^{RES}]. \end{aligned}$$

From the law of total expectation, it equals to

$$\mathbb{E}[V^{HO} - V^{RES} | Q] \mathbb{P}(Q) + \mathbb{E}[V^{HO} - V^{RES} | Q^c] \mathbb{P}(Q^c), \quad (19)$$

for any event  $Q$ . Since  $V^{HO}$  is an upper bound of  $V^{RES}$ , i.e.,  $V^{HO} \geq V^{RES}$  a.s. and the probability of any event is nonnegative, the second term of (19) is nonnegative. Consequently,

$$v^{HO} - v^{RES} \geq \mathbb{E}[V^{HO} - V^{RES} | Q] \mathbb{P}(Q).$$

That is, to complete the proof, we want to show that  $\mathbb{E}[V^{HO} - V^{RES} | Q] \mathbb{P}(Q) \geq \Omega(\sqrt{T})$ .

We will consider the situation when the number of arrivals of class 1 customers in  $[0, T]$  is above its mean which is  $T$ . Since the initial capacity of the resource is  $T$ , the hindsight optimal policy is to accept only class 1 customer. More specifically, we should accept  $T$  of class 1 customer and none of class 2 customer. Failing to do so will result in the revenue loss from the hindsight optimal.

We will partition time in the interval  $[0, T]$  into 3 phases of equal length. Let  $T'$  and  $T''$  denote the beginning of phase 2 and phase 3 respectively. In other words,  $T' = T/3$  and  $T'' = 2T/3$ . Let  $\Lambda_j(t_1, t_2)$  denote the number the arrivals of class  $j$  customers in  $(t_1, t_2]$ , i.e.,  $\Lambda_j(t_1, t_2) = \Lambda_j(t_2) - \Lambda_j(t_1)$ . We will define the events of the number of the arrivals of class 1 customer in each period as follows.

$$Q_1 = \{T' - 3\sqrt{T'} \leq \Lambda_1(0, T') \leq T' - 2\sqrt{T'}\}, \quad (20)$$

$$Q_2 = \{(t - T') - \sqrt{T'} \leq \Lambda_1(T', t) \leq (t - T') + \sqrt{T'}, \forall t \in (T', T'']\}, \quad (21)$$

$$Q_3 = \{T' + 4\sqrt{T'} \leq \Lambda_1(T'', T) \leq T' + 5\sqrt{T'}\}, \quad (22)$$

where  $Q_i$  restricts the number of the arrivals of class 1 customer in phase  $i$ . In particular,  $Q_1$  and  $Q_2$  represent the events which the number of class 1 customer arrives in  $[0, T']$  and  $(T', T'']$  are below their averages, while  $Q_3$  is the event which the number of class 1 customer arrives in  $(T'', T]$  is below its average, and it ensures that the total number of class 1 arrivals in  $[0, T]$  is more than its expected value. We will further define the events of the number of accepted customers as

$$B = \{z_2(0, T) \geq \frac{1}{6}\sqrt{T'}\}, \quad (23)$$

$$B_1 = \{z_1(0, T') < T' - 7\sqrt{T'}\}. \quad (24)$$



If the event  $B$  happens, the decision maker will admit at least  $\frac{1}{6}\sqrt{T'}$  of class 2 customers which leads to the revenue loss of at least  $(r_1 - r_2)\frac{1}{6}\sqrt{T'}$  from the hindsight optimal. On the other hand, if the event  $B_1$  happens, the decision maker will admit less than  $T' - 7\sqrt{T'}$  of class 1 customer. Even though the decision maker admit all arrivals of class 1 customer in the second and the third phase, the total number of admitted class 1 customer is

$$z_1(0, T) < T' - 7\sqrt{T'} + T' + \sqrt{T'} + T' + 5\sqrt{T'} = T - \sqrt{T'},$$

which results in the revenue loss of at least  $(r_1 - r_2)\sqrt{T'}$  from the hindsight optimal. Therefore, if the event  $B$  or  $B_1$  happen, the incurred revenue loss of is at least  $(r_1 - r_2)\frac{1}{6}\sqrt{T'}$  from the hindsight optimal. If we can show that this event happens with positive probability, then we are done. That is, we want to show that

$$\mathbb{P}((B \cup B_1) \cap Q_1 \cap Q_2 \cap Q_3) > 0.$$

This probability can be written as

$$\begin{aligned} \mathbb{P}((B \cup B_1) \cap Q_1 \cap Q_2 \cap Q_3) &= \mathbb{P}(Q_1 \cap Q_2 \cap Q_3) - \mathbb{P}(B^c \cap B_1^c \cap Q_1 \cap Q_2 \cap Q_3) \\ &= \mathbb{P}(Q_1) \mathbb{P}(Q_2) \mathbb{P}(Q_3) - \mathbb{P}(B^c \cap B_1^c \cap Q_1 \cap Q_2 \cap Q_3) \end{aligned} \quad (25)$$

$$\geq \mathbb{P}(Q_1) \mathbb{P}(Q_2) \mathbb{P}(Q_3) - \mathbb{P}(B^c \cap B_1^c \cap Q_1 \cap Q_2), \quad (26)$$

where the first term of (25) follows since the arrivals of the customers in disjoint interval are independent, i.e.,  $Q_1, Q_2$  and  $Q_3$  are independent, and the inequality (26) follows because the event  $B^c \cap B_1^c \cap Q_1 \cap Q_2 \cap Q_3$  is a subset of the event  $B^c \cap B_1^c \cap Q_1 \cap Q_2$ . The remaining part of the proof relies on the results of the following lemma, whose proof is included in §B.2.2.

LEMMA B.2. *Probabilities of the following events are:*

$$\mathbb{P}(Q_1) \geq 0.0214 - \frac{0.9496}{\sqrt{T'}}$$

$$\mathbb{P}(Q_2) \geq 0.3681 - \frac{2.8488}{\sqrt{T'}}$$

$$\mathbb{P}(Q_3) \geq 3.1385 \times 10^{-5} - \frac{0.9496}{\sqrt{T'}}$$

$$\mathbb{P}(B^c \cap B_1^c \cap Q_1 \cap Q_2) \leq e^{-0.002\sqrt{T'}},$$

where the events  $Q_1, Q_2, Q_3, B$  and  $B_1$  are defined in (20), (21), (22), (23) and (24) respectively.

The idea of the proof is as follows. First, note that the number of customers arrives is a summation of independent Bernoulli random variables. Therefore, Berry-Esseen theorem can be applied to obtain the bound of the probability. Second, as the event  $Q_2$  restricts the number of arrivals in every period in phase 2, it can be re-written as the event when a restriction holds at the last period and the event when a restriction holds at the last period but there exists a period in phase 2 such that a restriction does not hold. It can be easily observed that the summation of the demeaned number of arrivals is a simple random walk; therefore, the probability of the latter event can be obtained by applying the reflection principle of simple random walk. Lastly, the event  $B^c \cap B_1^c \cap Q_1 \cap Q_2$  implies some condition on the admission probability of class 2 customer and the number of admitted class 2 customers in the second phase, and the probability of such condition can be bounded using Freedman's Inequality.

Combining the result from Lemma B.2 and (26), we get

$$\begin{aligned} & \mathbb{P}((B \cup B_1) \cap Q_1 \cap Q_2 \cap Q_3) \\ & \geq \left(0.0214 - \frac{0.9496}{\sqrt{T'}}\right) \left(0.3681 - \frac{2.8488}{\sqrt{T'}}\right) \left(3.1385 \times 10^{-5} - \frac{0.9496}{\sqrt{T'}}\right) - e^{-0.002\sqrt{T'}}. \end{aligned}$$

Therefore, the expected revenue loss is given by

$$\begin{aligned} & v^{HO} - v^{RES} \\ & \geq \frac{1}{6} \sqrt{T'} \left( \left(0.0214 - \frac{0.9496}{\sqrt{T'}}\right) \left(0.3681 - \frac{2.8488}{\sqrt{T'}}\right) \left(3.1385 \times 10^{-5} - \frac{0.9496}{\sqrt{T'}}\right) - e^{-0.002\sqrt{T'}} \right) \\ & = \Omega(\sqrt{T}). \end{aligned}$$

□

**B.2.1 Functional Central Limit Theorem** To prove Theorem 3.2, we consider a problem instance with two classes of customers. We assume arrivals from each class,  $\{\Lambda_j(t), 0 \leq t \leq T\}$  ( $j = 1, 2$ ), follow a Poisson process with rate 1. We claimed that the Poisson arrival process can be substituted with a stochastic process given by  $\tilde{\Lambda}_j(t) = t + S_j(\lfloor t \rfloor)$ , where  $S_j(k)$  is a simple random walk. That is,  $S_j(k) = \sum_{i=1}^k X_j^i$ , where  $X_j^1, X_j^2, \dots$  is a sequence of i.i.d. random variables such that

$$X_j^i = \begin{cases} -1 & \text{w.p. } \frac{1}{2}, \\ 1 & \text{w.p. } \frac{1}{2}. \end{cases}$$

We argue that by functional central limit theorem, substituting the Poisson arrival process  $\Lambda_j$  by the simple random walk process with drift  $\tilde{\Lambda}_j$  creates an approximation error of at most  $o(\sqrt{T})$ . Thus, the result in Theorem 3.2 showing RES has an expected revenue loss of  $\Omega(\sqrt{T})$  is not affected by replacing the Poisson arrival process  $\Lambda_j$  with  $\tilde{\Lambda}_j$ .

We first re-scale the time horizon from  $[0, T]$  to  $[0, 1]$ . For any  $T \in \mathbb{Z}_+$ , we define re-scaled arrival processes on  $[0, 1]$  as

$$\Lambda_j^T(s) = \Lambda_j(sT), \text{ and } \tilde{\Lambda}_j^T(s) = \tilde{\Lambda}_j(sT), \quad \forall j = 1, 2, s \in [0, 1].$$

Clearly, a problem instance with arrival process  $\{\Lambda_j(t), t \in [0, T]\}$  or  $\{\tilde{\Lambda}_j(t), t \in [0, T]\}$  is identical to the problem instance with arrival process  $\{\Lambda_j^T(s), s \in [0, 1]\}$  or  $\{\tilde{\Lambda}_j^T(s), s \in [0, 1]\}$ .

Let  $W_j(s)$  be a standard Brownian motion on  $[0, 1]$  for  $j = 1, 2$ . We define

$$\epsilon_j(s) = \Lambda_j^T(s) - Ts - \sqrt{T}W_j(s), \text{ and } \tilde{\epsilon}_j(s) = \tilde{\Lambda}_j^T(s) - Ts - \sqrt{T}W_j(s), \quad \forall j = 1, 2, s \in [0, 1].$$

By Donsker's Theorem and Skorohod Representation Theorem, there exists a common probability space on which  $\Lambda^T, \tilde{\Lambda}^T$  and  $W$  are defined, such that

$$\lim_{T \rightarrow \infty} \frac{1}{\sqrt{T}} \sup_{s \in [0, 1]} |\epsilon_j^T(s)| = 0, \quad \lim_{T \rightarrow \infty} \frac{1}{\sqrt{T}} \sup_{s \in [0, 1]} |\tilde{\epsilon}_j^T(s)| = 0 \quad \text{a.s., } \forall j = 1, 2.$$

In particular, it implies that

$$\lim_{T \rightarrow \infty} \frac{1}{\sqrt{T}} |\Lambda_j^T(s) - \tilde{\Lambda}_j^T(s)| = \lim_{T \rightarrow \infty} \frac{1}{\sqrt{T}} |\epsilon_j^T(s) - \tilde{\epsilon}_j^T(s)| = 0 \quad \text{a.s., } \forall j = 1, 2. \quad (27)$$

Suppose the RES heuristic is applied to two problem instances with customer arrivals given by  $\Lambda_j^T$  and  $\tilde{\Lambda}_j^T$ , respectively. By Eq (27), for almost every sample path and any time  $s \in [0, 1]$ , the number of arrivals under  $\Lambda_j^T$  and  $\tilde{\Lambda}_j^T$  differ by  $o(\sqrt{T})$  for each class  $j = 1, 2$ . Since each customer requires one unit of resource and is associated with a bounded revenue, the expected revenue under  $\Lambda_j^T$  and  $\tilde{\Lambda}_j^T$  differ by at most  $o(\sqrt{T})$  as well.

**B.2.2 Proof of Lemma B.2** In this proof, we will bound probabilities of the event  $Q_1, Q_2, Q_3$  and  $B^c \cap B_1^c \cap Q_1 \cap Q_2$ , where the event  $Q_1, Q_2, Q_3, B$  and  $B_1$  are defined in (20), (21), (22), (23) and (24).

PROOF OF LEMMA B.2. The probability  $\mathbb{P}(Q_1)$  can be written as

$$\begin{aligned}
\mathbb{P}(Q_1) &= \mathbb{P}(T' - 3\sqrt{T'} \leq \Lambda_1(0, T') \leq T' - 2\sqrt{T'}) \\
&= \mathbb{P}\left(-3 \leq \frac{\Lambda_1(0, T') - T'}{\sqrt{T'}} \leq -2\right) \\
&= F_{T'}(-2) - F_{T'}(-3) \\
&= \Phi(-2) - \Phi(-3) - (\Phi(-2) - F_{T'}(-2)) - (F_{T'}(-3) - \Phi(-3)) \\
&\geq \Phi(-2) - \Phi(-3) - |F_{T'}(-2) - \Phi(-2)| - |F_{T'}(-3) - \Phi(-3)|. \tag{28}
\end{aligned}$$

The second and the third term of (28) can be bounded by Berry-Esseen theorem. That is, for any  $x$ , we have

$$|F_{T'}(x) - \Phi(x)| \leq \frac{0.4748\mathbb{E}[|\Lambda_1(1) - \mathbb{E}[\Lambda_1(1)]|^3]}{\text{Var}(\Lambda_1(1))^{3/2}\sqrt{T'}}.$$

Note that here we have  $\mathbb{E}[\Lambda_1(1)] = 1$ ,  $\text{Var}(\Lambda_1(1)) = 1$  and  $\mathbb{E}[|\Lambda_1(1) - \mathbb{E}[\Lambda_1(1)]|^3] = 1$ . It follows that

$$|F_{T'}(x) - \Phi(x)| \leq \frac{0.4748}{\sqrt{T'}}. \tag{29}$$

Combining (29) to (28), we can conclude that

$$\mathbb{P}(Q_1) \geq 0.0214 - \frac{0.9496}{\sqrt{T'}}. \tag{30}$$

To bound the probability  $\mathbb{P}(Q_2)$ , we define the events

$$\begin{aligned}
G &= \{T' - \sqrt{T'} \leq \Lambda_1(T', T'') \leq T' + \sqrt{T'}\}, \\
G_1 &= \{\exists t \in (T', T'' - 1] : \Lambda_1(T', t) < (t - T') - \sqrt{T'} \text{ or } \Lambda_1(T', t) > (t - T') + \sqrt{T'}\}.
\end{aligned}$$

Then, the probability  $\mathbb{P}(Q_2)$  can be written as

$$\mathbb{P}(Q_2) = \mathbb{P}(G) - \mathbb{P}(G \cap G_1).$$

From union bound, the probability of the event  $G_1$  can be upper bounded by

$$\mathbb{P}(G_1) \leq \mathbb{P}(G_{1,1}) + \mathbb{P}(G_{1,2}), \tag{31}$$

where

$$\begin{aligned}
G_{1,1} &= \{\exists t \in (T', T'' - 1] : \Lambda_1(T', t) < (t - T') - \sqrt{T'}\}, \\
G_{1,2} &= \{\exists t \in (T', T'' - 1] : \Lambda_1(T', t) > (t - T') + \sqrt{T'}\}.
\end{aligned}$$

It follows that

$$\mathbb{P}(G \cap G_1) \leq \mathbb{P}(G \cap G_{1,1}) + \mathbb{P}(G \cap G_{1,2}),$$

which yields

$$\mathbb{P}(Q_2) \geq \mathbb{P}(G) - \mathbb{P}(G \cap G_{1,1}) - \mathbb{P}(G \cap G_{1,2}). \quad (32)$$

The probability of the event  $G$  is given by

$$\begin{aligned} \mathbb{P}(G) &= \mathbb{P}(T' - \sqrt{T'} \leq \Lambda_1(T', T'') \leq T' + \sqrt{T'}) \\ &= \mathbb{P}\left(-1 \leq \frac{\Lambda_1(T', T'') - T'}{\sqrt{T'}} \leq 1\right) \\ &= F_{T'}(1) - F_{T'}(-1) \\ &\geq \Phi(1) - \Phi(-1) - 2 \frac{0.4748}{\sqrt{T'}} \end{aligned} \quad (33)$$

$$= 0.6827 - \frac{0.9496}{\sqrt{T'}}, \quad (34)$$

where (33) follows from the Berry-Esseen theorem. To bound the probabilities of  $G \cap G_{1,1}$  and  $G \cap G_{1,2}$ , we will

use the fact that the demeaned number of arrivals of class 1 customer in one period  $\Lambda_1(1) - 1 = \begin{cases} -1, & \text{w.p. } \frac{1}{2} \\ 1, & \text{w.p. } \frac{1}{2} \end{cases}$ .

Since such random variables in disjoint intervals are independent, the aggregation of them is a simple random walk. Therefore, the probability of the event  $G$  and  $G_{1,1}$  can be written as

$$\begin{aligned} \mathbb{P}(G \cap G_{1,1}) &= \mathbb{P}(-\sqrt{T'} \leq \Lambda_1(T', T'') - T' \leq \sqrt{T'} \cap \exists t \in (T', T'' - 1] : \Lambda_1(T', t) - (t - T') < -\sqrt{T'}) \\ &= \mathbb{P}(\sqrt{T'} \leq \Lambda_1(T', T'') - T' \leq 3\sqrt{T'}) \end{aligned} \quad (35)$$

$$\begin{aligned} &= \mathbb{P}\left(1 \leq \frac{\Lambda_1(T', T'') - T'}{\sqrt{T'}} \leq 3\right) \\ &= F_{T'}(3) - F_{T'}(1) \\ &\leq \Phi(3) - \Phi(1) + 2 \frac{0.4748}{\sqrt{T'}} \end{aligned} \quad (36)$$

$$= 0.1573 + \frac{0.9496}{\sqrt{T'}}, \quad (37)$$

where (35) follows from the reflection principle of simple random walk, and (36) follows from the Berry-Esseen theorem. Similarly, the probability of  $G$  and  $G_{1,2}$  can be bounded by

$$\begin{aligned} \mathbb{P}(G \cap G_{1,2}) &= \mathbb{P}(-\sqrt{T'} \leq \Lambda_1(T', T'') - T' \leq \sqrt{T'} \cap \exists t \in (T', T'' - 1] : \Lambda_1(T', t) - (t - T') > \sqrt{T'}) \\ &= \mathbb{P}(-3\sqrt{T'} \leq \Lambda_1(T', T'') - T' \leq -\sqrt{T'}) \end{aligned} \quad (38)$$

$$\begin{aligned} &= \mathbb{P}\left(-3 \leq \frac{\Lambda_1(T', T'') - T'}{\sqrt{T'}} \leq -1\right) \\ &= F_{T'}(-1) - F_{T'}(-3) \\ &\leq \Phi(-1) - \Phi(-3) + 2 \frac{0.4748}{\sqrt{T'}} \end{aligned} \quad (39)$$

$$= 0.1573 + \frac{0.9496}{\sqrt{T'}}, \quad (40)$$

where (38) follows from the reflection principle of simple random walk, and (39) follows from the Berry-Esseen theorem. Combining the results from (32), (34), (37) and (40) yields

$$\mathbb{P}(Q_2) \geq 0.3681 - \frac{2.8488}{\sqrt{T'}}. \quad (41)$$

The probability of  $Q_3$  is given by

$$\begin{aligned} \mathbb{P}(Q_3) &= \mathbb{P}(T' + 4\sqrt{T'} \leq \Lambda_1(T'', T) \leq T' + 5\sqrt{T'}) \\ &= \mathbb{P}\left(4 \leq \frac{\Lambda_1(T'', T) - T'}{\sqrt{T'}} \leq 5\right) \\ &= F_{T'}(5) - F_{T'}(4) \\ &\geq \Phi(5) - \Phi(4) - 2\frac{0.4748}{\sqrt{T'}} \end{aligned} \quad (42)$$

$$= 3.1385 \times 10^{-5} - \frac{0.9496}{\sqrt{T'}}, \quad (43)$$

where (42) follows from the Berry-Esseen theorem. What is left to show is the bound of the probability of the event  $B^c \cap B_1^c \cap Q_1 \cap Q_2$ . If the event  $B^c \cap B_1^c \cap Q_1 \cap Q_2$  happens, the remaining capacity at time  $T'$  will be

$$\begin{aligned} C(T') &= C - z_1(0, T') - z_2(0, T') \\ &\geq T - (T' - 2\sqrt{T'}) - \frac{1}{6}\sqrt{T'} \\ &= T - T' + \frac{11}{6}\sqrt{T'}, \end{aligned}$$

and the remaining capacity at any time  $t \in (T', T'']$  will be

$$\begin{aligned} C(t) &= C - z_1(0, t) - z_2(0, t) \\ &\geq T - (T' - 2\sqrt{T'}) - ((t - T') + \sqrt{T'}) - \frac{1}{6}\sqrt{T'} \\ &= T - t + \frac{5}{6}\sqrt{T'}. \end{aligned}$$

So the average capacity per period at time  $T'$  is

$$\begin{aligned} b(T') &\geq \frac{T - T' + \frac{11}{6}\sqrt{T'}}{T - T'} \\ &= 1 + \frac{11\sqrt{T'}/6}{2T'} \\ &\geq 1 + \frac{11}{12\sqrt{T'}}, \end{aligned} \quad (44)$$

and similarly the average capacity per period at any time  $t \in (T', T'']$  is given by

$$b(t) \geq \frac{T - t + \frac{5}{6}\sqrt{T'}}{T - t}$$

$$\begin{aligned}
&= 1 + \frac{5\sqrt{T'}/6}{T-t} \\
&\geq 1 + \frac{5}{12\sqrt{T'}},
\end{aligned} \tag{45}$$

which implies that the decision maker must accept all arrivals of class 1 customer in phase 2. Specifically, for any time  $t \in (T', T'']$ , we have

$$(t - T') - \sqrt{T'} \leq z_1(t, T') \leq (t - T') + \sqrt{T'}. \tag{46}$$

Then we can upper bound the remaining capacity at time  $T'$  as

$$\begin{aligned}
C(T') &\leq T - z_1(0, T') \\
&\leq T - (T' - 7\sqrt{T'}) \\
&= T - T' + 7\sqrt{T'},
\end{aligned}$$

which results in

$$\begin{aligned}
b(T') &\leq \frac{T - T' + 7\sqrt{T'}}{T - T'} \\
&= 1 + \frac{7\sqrt{T'}}{T - T'} \\
&\leq 1 + \frac{7}{2\sqrt{T'}}.
\end{aligned} \tag{47}$$

Similarly, we can upper bound the remaining capacity at time  $t \in (T', T'']$  using the results in (46) which yields

$$\begin{aligned}
C(t) &\leq T - z_1(0, t) \\
&\leq T - (T' - 7\sqrt{T'}) - ((t - T') - \sqrt{T'}) \\
&= T - t + 8\sqrt{T'}.
\end{aligned}$$

It follows that the upper bound of the average capacity per period at time  $t \in (T', T'']$  is given by

$$\begin{aligned}
b(t) &\leq \frac{T - t + 8\sqrt{T'}}{T - t} \\
&= 1 + \frac{8\sqrt{T'}}{T - t} \\
&\leq 1 + \frac{8}{\sqrt{T'}}.
\end{aligned} \tag{48}$$

Combining the results from (44), (45), (47) and (48), we obtain the bound of the average capacity per period at  $t \in [T', T'']$ , that is,

$$1 + \frac{5}{12\sqrt{T'}} \leq b(t) \leq 1 + \frac{8}{\sqrt{T'}}, \tag{49}$$

which also implies the bound of solution to the LP at time  $t \in [T', T'']$

$$\frac{5}{12\sqrt{T'}} \leq x_2(t) \leq \frac{8}{\sqrt{T'}}.$$

Therefore, the probability of the event  $B^c \cap B_1^c \cap Q_1 \cap Q_2$  can be written as

$$\mathbb{P}(B^c \cap B_1^c \cap Q_1 \cap Q_2) \leq \mathbb{P}\left(\frac{5}{12\sqrt{T'}} \leq x_2(t) \leq \frac{8}{\sqrt{T'}}, z_2(T', T'') < \frac{1}{6}\sqrt{T'}\right). \quad (50)$$

We will use Freedman's Inequality (Freedman [11]), the generalization of Bernstein's Inequality to bound (50). The formal statement of Freedman's Inequality is stated in the following lemma.

**LEMMA B.3.** *Suppose  $S_1, S_2, \dots, S_k$  is a martingale, i.e.,  $\mathbb{E}[S_{k+1}|\mathcal{F}_k] = S_k$ ,  $y_k = S_k - S_{k-1}$ ,  $|y_k| \leq R$ , and  $W_k = \sum_{j=1}^k \mathbb{E}[y_j^2|\mathcal{F}_{j-1}]$ , then  $\forall \epsilon \geq 0, \sigma^2 > 0$ ,*

$$\mathbb{P}(\exists k : S_k > \epsilon \text{ and } W_k \leq \sigma^2) \leq \exp\left(-\frac{\epsilon^2/2}{\sigma^2 + \epsilon/3}\right).$$

We define  $y_k = z_2(T' + k - 1, T' + k) - x_2(T' + k - 1)$ , so  $\mathbb{E}[y_k|\mathcal{F}_{k-1}] = x_2(T' + k - 1) - x_2(T' + k - 1) = 0$ . We can write

$$S_{T'} = \sum_{k=1}^{T'} y_k = z_2(T', T'') - \sum_{t=T'}^{T''-1} x_2(t) < \frac{1}{6}\sqrt{T'} - \frac{5}{12}\sqrt{T'} = -\frac{1}{4}\sqrt{T'}$$

and

$$\begin{aligned} W_{T'} &= \sum_{k=1}^{T'} \mathbb{E}[y_k^2|\mathcal{F}_{k-1}] = \sum_{k=1}^{T'} \frac{x_2(T' + k - 1)}{2} 4 - x_2(T' + k - 1)^2 \\ &\leq \sum_{k=1}^{T'} 2x_2(T' + k - 1) \leq 16\sqrt{T'}. \end{aligned}$$

Therefore,

$$\begin{aligned} \mathbb{P}\left(\frac{5}{12\sqrt{T'}} \leq x_2(t) \leq \frac{8}{\sqrt{T'}}, z_2(T', T'') < \frac{1}{6}\sqrt{T'}\right) &\leq \mathbb{P}\left(S_{T'} < -\frac{1}{4}\sqrt{T'} \text{ and } W_{T'} \leq 16\sqrt{T'}\right) \\ &= \mathbb{P}\left(-S_{T'} > \frac{1}{4}\sqrt{T'} \text{ and } W_{T'} \leq 16\sqrt{T'}\right) \\ &\leq \exp\left(-\frac{\frac{1}{16}T'/2}{(16 - \frac{1}{12})\sqrt{T'}}\right) \\ &= e^{-0.002\sqrt{T'}}. \end{aligned}$$

□

## C Proofs for Section 4

### C.1 Proof of Proposition 4.2

Through this subsection, we write  $t^* := t_1^*$  for simplicity. Let  $\Gamma(T) = \alpha \sum_{j: x_j^* = \lambda_j} |\Lambda_j(T) - \lambda_j T|$ , where  $\alpha$  is a constant whose value is determined by the resource-requirement matrix  $A = (a_{lj})_{l \in [m], j \in [n]}$ . More specifically,  $\alpha$  is the maximum between 1 and the maximum absolute values of the elements in the inverses of all invertible submatrices of  $A$ . In a special case when all entries of  $A$  are either 0 or 1, we can take  $\alpha \leq \max\{1, m \wedge n - 1\}$ . Lemma C.1 follows from Reiman and Wang [24].

LEMMA C.1. *There exists an optimal solution to the hindsight LP defined in (3),  $\bar{z} = (\bar{z}_1, \dots, \bar{z}_n)$ , such that*

$$\bar{z}_j \in [\max\{Tx_j^* - \Gamma(T), 0\}, \min\{Tx_j^* + \Gamma(T), \Lambda_j(T)\}] \quad \text{for all } j \in [n]. \quad (51)$$

PROOF OF LEMMA C.1. Theorem 4.2 in Reiman and Wang [24] shows that there exists an optimal solution to the hindsight LP defined in (3),  $\bar{z} = (\bar{z}_1, \dots, \bar{z}_n)$ , such that

$$\bar{z}_j \in [Tx_j^* - \Gamma(T), Tx_j^* + \Gamma(T)] \quad \text{for all } j \in [n].$$

The lemma immediately follows since any feasible solution to the hindsight LP satisfies  $0 \leq \bar{z}_j \leq \Lambda_j(T)$  for all  $j \in [n]$ .  $\square$

Similar to Reiman and Wang [24], we let  $\Delta_j(t)$  be the deviation of the number of arrivals of class  $j$  customer from its mean in  $(t, T]$ , i.e.,  $\Delta_j(t) = \Lambda_j(T) - \Lambda_j(t) - \lambda_j(T - t)$ . Recall that  $\tilde{z}_j(t)$  is the number of class  $j$  customers accepted up to time  $t$ , ignoring capacity constraints. Let  $t^* := t_1^* = T - T^{5/6}$ . For all  $j \in [n]$ , we define the following events:

$$E_{1,j} = \{(T - t^*)x_j^* - \tilde{z}_j(t^*) + t^*x_j^* \geq \Gamma(T)\}, \quad (52)$$

$$E_{2,j} = \{(T - t^*)(\lambda_j - x_j^*) + \tilde{z}_j(t^*) - t^*x_j^* \geq \Gamma(T) + |\Delta_j(t^*)|\}. \quad (53)$$

The event  $E$  is defined as

$$E = \bigcap_{j: x_j^* \geq \lambda_j T^{-1/4}} E_{1,j} \cap \bigcap_{j: x_j^* \leq \lambda_j (1 - T^{-1/4})} E_{2,j}. \quad (54)$$

We will use the following lemma to prove Proposition 4.2. The proof of the lemma is included in the appendix.

LEMMA C.2. *The probability of event  $E$  defined in (54) satisfies*

$$\mathbb{P}(E^c) = O\left(n|J_\lambda| \exp(-\kappa T^{1/6})\right),$$

where the constant  $\kappa$  is given by  $\kappa = \frac{\lambda_{\min}}{2(3\alpha|J_\lambda|+1)^2}$ . The set  $J_\lambda = \{j : x_j^* = \lambda_j\}$ , and  $\alpha$  is a positive constant that depends on the requirement matrix  $A$ .

Now we will prove Proposition 4.2.

PROOF OF PROPOSITION 4.2. For all  $j : x_j^* < \lambda_j T^{-1/4}$ ,  $\tilde{z}_j(t^*) = 0 \leq Tx_j^*$ . For all  $j : x_j^* \geq \lambda_j T^{-1/4}$ , event  $E$  in (54) implies

$$\tilde{z}_j(t^*) \leq (T - t^*)x_j^* + t^*x_j^* = Tx_j^*.$$

So, suppose event  $E$  holds, the capacity constraints for all resources are satisfied up to period  $t^*$ , and we have  $z_j(t^*) = \tilde{z}_j(t^*)$ .

If  $x_j^* < \lambda_j T^{-1/4}$ , we have  $\bar{z}_j - z_j(t^*) = \bar{z}_j - 0 \geq 0$ . Otherwise, suppose event  $E$  holds, by Lemma C.1, we have

$$\begin{aligned} \bar{z}_j - z_j(t^*) &\geq Tx_j^* - \Gamma(T) - z_j(t^*) + t^*x_j^* - t^*x_j^* \\ &= (T - t^*)x_j^* - \Gamma(T) - (z_j(t^*) - t^*x_j^*) \\ &\geq 0, \end{aligned} \quad (55)$$

where (55) follows from the condition (52) and the fact that  $z_j(t^*) = \tilde{z}_j(t^*)$ .



Similarly, if  $x_j^* > \lambda_j(1 - T^{-1/4})$ , we have  $z_j(t^*) + \Lambda_j(T) - \Lambda_j(t^*) - \bar{z}_j \geq \Lambda_j(t^*) + \Lambda_j(T) - \Lambda_j(t^*) - \Lambda_j(T) = 0$ . Otherwise, suppose event  $E$  holds, by Lemma C.1, we have

$$\begin{aligned}
z_j(t^*) + \Lambda_j(T) - \Lambda_j(t^*) - \bar{z}_j &= z_j(t^*) + (T - t^*)\lambda_j + \Delta_j(t^*) - \bar{z}_j \\
&\geq z_j(t^*) + (T - t^*)\lambda_j + \Delta_j(t^*) - Tx_j^* - \Gamma(T) \\
&= (z_j(t^*) - t^*x_j^*) + (T - t^*)(\lambda_j - x_j^*) + \Delta_j(t^*) - \Gamma(T) \\
&\geq (T - t^*)(\lambda_j - x_j^*) + (z_j(t^*) - x_j^*t^*) - |\Delta_j(t^*)| - \Gamma(T) \\
&\geq 0,
\end{aligned} \tag{56}$$

where (56) follows from the condition (53) and the fact that  $z_j(t^*) = \tilde{z}_j(t^*)$ .

Therefore, combining (55) and (56), we have  $z_j(t^*) \leq \bar{z}_j \leq z_j(t^*) + \Lambda_j(T) - \Lambda_j(t^*)$ . In other words, the decision maker would still be able to achieve the hindsight optimal if she uses probabilistic allocation up to  $t^*$ , and then gets perfect information from  $t^*$  onwards, because she can accept  $\bar{z}_j - z_j(t^*)$  of class  $j$  customers. If the decision maker re-solves once at  $t^*$ , then the expected revenue loss when compared with the hindsight optimal can be written as

$$\begin{aligned}
v^{HO} - v^{RES^1} &= \mathbb{E}[V^{HO} - V^{RES^1}] \\
&= \mathbb{E}[V^{HO} - V^{HO^1}] + \mathbb{E}[V^{HO^1} - V^{RES^1}].
\end{aligned} \tag{57}$$

where we can decompose the revenue earned under the policy  $HO^1$  and  $RES^1$  as

$$V^{HO^1} = V^{FPA'}(0, t^*) + V^{HO}(t^*, T)$$

and

$$V^{RES^1} = V^{FPA'}(0, t^*) + V^{FPA}(t^*, T)$$

respectively. Consequently, we get

$$\begin{aligned}
\mathbb{E}[V^{HO^1} - V^{RES^1}] &= \mathbb{E}[V^{HO}(t^*, T) - V^{FPA}(t^*, T)] \\
&= O(\sqrt{T - t^*}) \\
&= O(T^{5/12}).
\end{aligned} \tag{58}$$

Recall that if the event  $E$  happens, the hindsight optimal is still attainable starting from  $t^*$ . In other words, conditioned on  $E$ , the revenue loss of  $HO^1$  is  $V^{HO} - V^{HO^1} = 0$ . Therefore, the first term of (57) is given by

$$\begin{aligned}
\mathbb{E}[V^{HO} - V^{HO^1}] &= \mathbb{E}[V^{HO} - V^{HO^1}|E] \mathbb{P}(E) + \mathbb{E}[V^{HO} - V^{HO^1}|E^c] \mathbb{P}(E^c) \\
&= \mathbb{E}[V^{HO} - V^{HO^1}|E^c] \mathbb{P}(E^c) \\
&\leq \mathbb{E}[V^{HO}|E^c] \mathbb{P}(E^c).
\end{aligned} \tag{59}$$

We can observe that the number of admitted class  $j$  customers can be bounded by  $\min_l \{C_l/a_{lj}\}$ . The hindsight revenue can then be bounded by

$$V^{HO} = \sum_{j=1}^n r_j \bar{z}_j$$

$$\begin{aligned}
&\leq \sum_{j=1}^n r_j \min_l \left\{ \frac{C_l}{a_{lj}} \right\} \\
&\leq nr_{max} \max_j \min_l \left\{ \frac{b_l}{a_{lj}} \right\} T.
\end{aligned} \tag{60}$$

Recall that  $b_l = C_l/T$  is assumed to be a constant in the asymptotic regime. Combining the results from Lemma C.2 and (60) to (59), we have

$$\begin{aligned}
\mathbb{E}[V^{HO} - V^{HO^1}] &\leq nr_{max} \max_j \min_l \left\{ \frac{b_l}{a_{lj}} \right\} T \cdot O(e^{-\kappa T^{1/6}}) \\
&= O(Te^{-\kappa T^{1/6}}).
\end{aligned} \tag{61}$$

We can conclude from (57), (58) and (61) that

$$v^{HO} - v^{RES^1} = O(Te^{-\kappa T^{1/6}}) + O(T^{5/12}).$$

□

### C.1.1 Proof of Lemma C.2

Now we go back to bound the probability of the event  $E^c$ .

PROOF OF LEMMA C.2. We can write

$$\begin{aligned}
\mathbb{P}(E^c) &= \mathbb{P}\left( \bigcup_{j:x_j^* \geq \lambda_j T^{-1/4}} E_{1,j}^c \cup \bigcup_{j:x_j^* \leq \lambda_j(1-T^{-1/4})} E_{2,j}^c \right) \\
&\leq \sum_{j:x_j^* \geq \lambda_j T^{-1/4}} \mathbb{P}(E_{1,j}^c) + \sum_{j:x_j^* \leq \lambda_j(1-T^{-1/4})} \mathbb{P}(E_{2,j}^c).
\end{aligned} \tag{62}$$

First, we will bound

$$\mathbb{P}(E_{1,j}^c) = \mathbb{P}(\tilde{z}_j(t^*) - t^* x_j^* + \Gamma(T) > (T-t)x_j^*).$$

Observe that if the event  $E_{1,j}^c$  happens, at least one of the following two events must happen:

$$\left\{ \tilde{z}_j(t^*) - t^* x_j^* > \frac{(T-t^*)x_j^*}{2} \right\}, \left\{ \Gamma(T) > \frac{(T-t^*)x_j^*}{2} \right\}.$$

Thus, we can apply the union bound and write

$$\mathbb{P}(E_{1,j}^c) \leq \mathbb{P}\left( \tilde{z}_j(t^*) - t^* x_j^* > \frac{(T-t^*)x_j^*}{2} \right) + \mathbb{P}\left( \Gamma(T) > \frac{(T-t^*)x_j^*}{2} \right). \tag{63}$$

Let us consider three cases: 1)  $x_j^* < \lambda_j T^{-1/4}$ , 2)  $\lambda_j T^{-1/4} \leq x_j^* \leq \lambda_j(1-T^{-1/4})$ , 3)  $x_j^* > \lambda_j(1-T^{-1/4})$ . Case 1) is already eliminated in definition of event  $E$ , so we focus on case 2) and 3). In Case 2),  $\tilde{z}_j(t^*)$  is Poisson random variable with rate  $t^* x_j^*$ . We use the tail bound of Poisson distribution [21].

LEMMA C.3. *If  $X$  is distributed as Poisson with rate  $\lambda > 0$ , then for any  $x > 0$ , we have*

$$\mathbb{P}(|X - \lambda| \geq x) \leq 2 \exp\left(-\frac{x^2}{2(\lambda + x)}\right).$$

It follows from Lemma C.3 that

$$\begin{aligned}
\mathbb{P}\left(\tilde{z}_j(t^*) - t^*x_j^* > \frac{(T-t^*)x_j^*}{2}\right) &\leq 2 \exp\left(-\frac{1}{2}\left(\frac{(T-t^*)x_j^*}{2}\right)^2 \frac{1}{t^*x_j^* + (T-t^*)x_j^*/2}\right) \\
&= 2 \exp\left(-\frac{(T-t^*)^2x_j^{*2}}{4(T+t^*)x_j^*}\right) \\
&\leq 2 \exp\left(-\frac{(T-t^*)^2x_j^*}{8T}\right) \\
&\leq 2 \exp\left(-\frac{(T^{5/6})^2 \cdot T^{-1/4}\lambda_j}{8T}\right) \\
&\leq 2 \exp\left(-\frac{\lambda_{\min}T^{5/12}}{8}\right), \tag{64}
\end{aligned}$$

where  $\lambda_{\min} = \min_{j \in [n]} \lambda_j$ . In case 3),  $\tilde{z}_j(t^*)$  is Poisson random variable with rate  $t^*\lambda_j$ . We have

$$\begin{aligned}
\mathbb{P}\left(\tilde{z}_j(t^*) - t^*x_j^* > \frac{(T-t^*)x_j^*}{2}\right) &= \mathbb{P}\left(\tilde{z}_j(t^*) - t^*\lambda_j > \frac{(T-t^*)x_j^*}{2} - t^*(\lambda_j - x_j^*)\right) \\
&\leq \mathbb{P}\left(\tilde{z}_j(t^*) - t^*\lambda_j > \frac{T^{5/6}\lambda_j/2}{2} - \lambda_j T \cdot T^{-1/4}\right).
\end{aligned}$$

Choose a constant  $T_0$  such that  $T^{5/6}/4 \geq 2T^{3/4}$  for  $T \geq T_0$ . It follows from Lemma C.3 that

$$\begin{aligned}
\mathbb{P}\left(\tilde{z}_j(t^*) - t^*\lambda_j > \frac{T^{5/6}\lambda_j/2}{2} - \lambda_j T \cdot T^{-1/4}\right) &\leq 2 \exp\left(-\frac{1}{2}\left(T^{3/4}\lambda_j\right)^2 \frac{1}{t^*\lambda_j + T^{3/4}\lambda_j}\right) \\
&\leq 2 \exp\left(-\frac{1}{2}\frac{\lambda_j T^{3/2}}{T}\right) \\
&\leq 2 \exp\left(-\frac{\lambda_{\min}T^{1/2}}{2}\right). \tag{65}
\end{aligned}$$

Let  $J_\lambda = \{j : x_j^* = \lambda_j\}$ . The second term can be written as

$$\begin{aligned}
\mathbb{P}\left(\Gamma(T) > \frac{(T-t^*)x_j^*}{2}\right) &= \mathbb{P}\left(\alpha \sum_{j \in J_\lambda} |\Lambda_j(T) - \lambda_j T| > \frac{(T-t^*)x_j^*}{2}\right) \\
&\leq \sum_{j \in J_\lambda} \mathbb{P}\left(\alpha |\Lambda_j(T) - \lambda_j T| > \frac{(T-t^*)x_j^*}{2|J_\lambda|} \cdot I(|J_\lambda| > 0)\right) \\
&= \sum_{j \in J_\lambda} \mathbb{P}\left(|\Lambda_j(T) - \lambda_j T| > \frac{(T-t^*)x_j^*}{2\alpha|J_\lambda| + 1}\right).
\end{aligned}$$

By Lemma C.3, we have

$$\mathbb{P}\left(|\Lambda_j(T) - \lambda_j T| > \frac{(T-t^*)x_j^*}{2\alpha|J_\lambda| + 1}\right) \leq 2 \exp\left(-\frac{1}{2}\left(\frac{(T-t^*)x_j^*}{2\alpha|J_\lambda| + 1}\right)^2 \frac{1}{\lambda_j T + (T-t^*)x_j^*/2\alpha|J_\lambda|}\right)$$

$$\begin{aligned}
&= 2 \exp\left(-\frac{(T-t^*)^2 x_j^{*2}}{(4\alpha|J_\lambda|+2)(2\alpha|J_\lambda|\lambda_j T+(T-t^*)x_j^*)}\right) \\
&\leq 2 \exp\left(-\frac{(T^{5/6} \cdot \lambda_j T^{-1/4})^2}{(4\alpha|J_\lambda|+2)(2\alpha|J_\lambda|+1)\lambda_j T}\right) \\
&\leq 2 \exp\left(-\frac{\lambda_{\min}}{2(2\alpha|J_\lambda|+1)^2} T^{1/6}\right).
\end{aligned}$$

Therefore, we have

$$\mathbb{P}\left(\Gamma(T) > \frac{(T-t^*)x_j^*}{3}\right) \leq 2|J_\lambda| \exp\left(-\frac{\lambda_{\min}}{2(2\alpha|J_\lambda|+1)^2} T^{1/6}\right). \quad (66)$$

From (63), (64),(65) and (66), it follows that

$$\mathbb{P}(E_{1,j}^c) \leq O\left(\exp\left(-\frac{\lambda_{\min}}{2(2\alpha|J_\lambda|+1)^2} T^{1/6}\right)\right). \quad (67)$$

We can also apply the similar argument to bound  $\mathbb{P}(E_{2,j}^c)$ . That is, if the event  $E_{2,j}^c$  happens, at least one of the following three events must happen:

$$\left\{t^* x_j^* - \tilde{z}_j(t^*) > \frac{(T-t^*)(\lambda_j - x_j^*)}{3}\right\}, \left\{\Gamma(T) > \frac{(T-t^*)(\lambda_j - x_j^*)}{3}\right\}, \left\{|\Delta_j(t^*)| > \frac{(T-t^*)(\lambda_j - x_j^*)}{3}\right\}.$$

We can apply Lemma C.3 to bound these three events. For the first event, if  $\lambda_j T^{-1/4} \leq x_j^* \leq \lambda_j(1 - T^{-1/4})$ , we get

$$\mathbb{P}\left(t^* x_j^* - \tilde{z}_j(t^*) > \frac{(T-t^*)(\lambda_j - x_j^*)}{3}\right) \leq 2 \exp\left(-\frac{\lambda_{\min}}{18} T^{5/12}\right).$$

If  $x_j^* < \lambda_j(1 - T^{-1/4})$ , choosing a constant  $T_0$  such that  $T^{5/6}/6 \geq 2T^{3/4}$  for  $T \geq T_0$ . we have

$$\mathbb{P}\left(t^* x_j^* - \tilde{z}_j(t^*) > \frac{(T-t^*)(\lambda_j - x_j^*)}{3}\right) \leq 2 \exp\left(-\frac{\lambda_{\min}}{2} T^{1/2}\right).$$

Moreover, using Lemma C.3, we get

$$\mathbb{P}\left(\Gamma(T) > \frac{(T-t^*)(\lambda_j - x_j^*)}{3}\right) \leq 2|J_\lambda| \exp\left(-\frac{\lambda_{\min}}{6\alpha|J_\lambda|(3\alpha|J_\lambda|+1)} T^{1/6}\right),$$

and

$$\mathbb{P}\left(|\Delta_j(t^*)| > \frac{(T-t^*)(\lambda_j - x_j^*)}{3}\right) \leq 2 \exp\left(-\frac{\lambda_{\min}}{24} T^{1/3}\right).$$

From union bound, it follows that

$$\mathbb{P}(E_{2,j}^c) \leq O\left(\exp\left(-\frac{\lambda_{\min}}{2(3\alpha|J_\lambda|+1)^2} T^{1/6}\right)\right). \quad (68)$$

Letting

$$\kappa = \frac{\lambda_{\min}}{2(3\alpha|J_\lambda|+1)^2},$$

the results from (62), (67) and (68) lead to

$$\mathbb{P}(E^c) = O\left(n|J_\lambda| \exp(-\kappa T^{1/6})\right),$$

where the big O notation hides an absolute constant. □