

A Re-solving Heuristic with Uniformly Bounded Loss for Network Revenue Management

Pornpawee Bumpensanti, He Wang

School of Industrial and Systems Engineering, Georgia Institute of Technology, Atlanta, GA 30332,
pornpawee@gatech.edu, he.wang@isye.gatech.edu

We consider the canonical (*quantity-based*) *network revenue management* problem, where a firm accepts or rejects incoming customer requests irrevocably in order to maximize expected revenue given limited resources. Due to the curse of dimensionality, the exact solution to this problem by dynamic programming is intractable when the number of resources is large. We study a family of re-solving heuristics that periodically re-optimize an approximation to the original problem known as the deterministic linear program (DLP), where random customer arrivals are replaced by their expectations. We find that, in general, frequently re-solving the DLP produces the same order of revenue loss as one would get without re-solving, which scales as the square root of the time horizon length and resource capacities. By re-solving the DLP at a few selected points in time and applying thresholds to the customer acceptance probabilities, we design a new re-solving heuristic whose revenue loss is uniformly bounded by a constant that is independent of the time horizon and resource capacities.

Key words: revenue management, resource allocation, dynamic programming, linear programming

1. Introduction

The *network revenue management* (NRM) problem (Williamson 1992, Gallego and van Ryzin 1997) is a classical model that has been extensively studied in the revenue management literature for over two decades. The problem is concerned with maximizing revenue given limited resource and time, and has a wide range of applications in the airline, retail, advertising, and hospitality industries (see examples in Talluri and van Ryzin 2004b). However, the exact solution to the NRM problem is difficult to compute when the number of resources is large. Heuristics proposed in the previous literature typically have optimality gaps, i.e., expected revenue losses compared to the optimal solution, that increase with the time horizon and the resource capacities. In this paper, we propose a new heuristic for the NRM problem for which the revenue loss is independent of the time horizon and the resource capacities.

The NRM problem is stated as follows: there is a set of resources with finite capacities that are available for a finite time horizon. Heterogeneous customers arrive sequentially over time. Customers are divided into different classes based on their consumption of resources and the prices they pay. Each class of customer may request multiple types of resources and multiple units of

each resource. Upon a customer’s arrival, a decision maker must irrevocably accept or reject the customer. If the customer is accepted and there is enough remaining capacities, she consumes the resources requested and pays a fixed price associated with her class. Otherwise, if the customer is rejected, no revenue is collected and no resources are used. Unused resources at the end of the finite horizon are perishable and have no salvage value. The decision maker’s objective is to maximize the expected revenue earned during the finite horizon.

We note that the formulation stated above is more specifically known as the “quantity-based” NRM problem. In another formulation referred to as the “price-based” NRM problem, the decision maker chooses posted prices rather than accept/reject decisions. The two formulations are different, but are equivalent in some special cases (Maglaras and Meissner 2006). We focus on the quantity-based formulation in this paper.

A classical application of the NRM problem is in airline seat revenue management (Williamson 1992, Gallego and van Ryzin 1997). Here, the resources correspond to flight legs and the capacity corresponds to the number of seats on each flight. The resources are perishable on the date of flight departure. Arriving customers are divided into separate classes defined by combinations of itinerary and fare. A simple flight network of two flight legs and three itineraries is shown in Fig. 1. The objective of the airline is to maximize the expected revenue earned from allocating available seats to different classes of customers. Notice that the problem cannot be decomposed for each individual flight leg, since some itineraries use multiple resources simultaneously (e.g., in Fig. 1, customers traveling from A to C would request itinerary $A \rightarrow B \rightarrow C$). In practice, the huge size of airline networks makes solving this problem challenging.

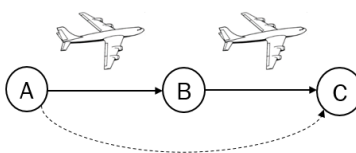


Figure 1 A flight network of two flight legs ($A \rightarrow B, B \rightarrow C$) and three itineraries.

1.1. Deterministic LP approximation and re-solving heuristics

In theory, the NRM problem can be solved by dynamic programming; however, since the state space grows exponentially with the number of resources, the dynamic programming formulation is often intractable. Therefore, we focus on heuristics with provable performance guarantees in this paper. We define *revenue loss* as the gap between the expected revenue of a heuristic policy and that of the optimal policy. As common in the revenue management literature, the effectiveness of heuristic policies are evaluated in an asymptotic regime where resource capacities and customer

arrivals are both scaled proportionally by a factor of k ($k = 1, 2, \dots$). Intuitively, this asymptotic regime increases market size while keeping resource scarcity, i.e., the ratio of capacity to demand, at a constant level. We assume this standard asymptotic setting throughout the paper.

One popular heuristic for the NRM problem that is extensively studied in the academic literature and widely used in practice is based on the deterministic linear programming (DLP) approximation, where the customer demand distributions are replaced by their expectations. The solution of the DLP can then be used to construct heuristic policies. Under the asymptotic scaling defined above, Gallego and van Ryzin (1994, 1997) have shown that the revenue loss of DLP-based static control policies is $\Theta(\sqrt{k})$ when the system size is scaled by k . The book by Talluri and van Ryzin (2004b) provides a comprehensive overview of different types of DLP-based control policies such as booking limit control, bid-price control, etc., and their variations.

An apparent weakness of the DLP approximation is that it ignores randomness in the arrival process and fails to incorporate information acquired through time. To include updated information, a simple approach is to re-optimize the DLP from time to time, while replacing the initial capacity in the DLP with the remaining capacity at each re-solving point. The new solution to the updated DLP is then used to adjust control policies. The re-solving approach is intuitive and widely used in practice. We refer to this family of solution techniques as *re-solving heuristics*. One might expect that re-solving the DLP would yield better performance since it includes updated information. Surprisingly, Cooper (2002) provides a counter-example where the performance of booking limit control deteriorates by re-solving the DLP. Furthermore, Chen and Homem-de Mello (2010) give an example where re-solving the DLP worsens the performance for bid-price control. Jasin and Kumar (2013) analyze the performance of re-solving of both booking limit and bid-price controls. They showed that when the initial capacity and customer arrival rates are both scaled by k , the revenue loss of re-solving heuristics is $\Omega(\sqrt{k})$, even by optimizing over the re-solving schedule or increasing re-solving frequency.

Despite those negative results, we note that there are several ways to construct control policies from the DLP, so it is possible that some control policies are suitable for applying the re-solving technique, while others are not. Some recent literature draws attention to a specific type of control policy called *probabilistic allocation*, which seems suitable for applying the re-solving technique. Probabilistic allocation control is a randomized algorithm that accepts each arriving customer with some probability. Using the probabilistic allocation control, Reiman and Wang (2008) propose a heuristic policy that re-solves the DLP exactly once during the horizon. In their proposed policy, the re-solving time is random and determined endogenously by the heuristic policy. In the asymptotic setting, Reiman and Wang (2008) show that the revenue loss of their policy is $o(\sqrt{k})$. This is an improvement over the $\Theta(\sqrt{k})$ revenue loss of DLP-based static policies.

Jasin and Kumar (2012) consider an algorithm that is based on probabilistic allocation control and re-solves the DLP after each unit of time. They show the algorithm has a revenue loss of $O(1)$ when the system size is scaled by $k \rightarrow \infty$. A similar $O(1)$ revenue loss is obtained by Wu et al. (2015) for the case of one resource. However, both Jasin and Kumar (2012) and Wu et al. (2015)’s results require the optimal solution to DLP (before any updating) to be nondegenerate; this assumption will be formally stated in Section 3, which seems to be central to the hardness of the NRM problem. Moreover, Wu et al. (2015) show that when the optimal solution is nondegenerate but nearly degenerate, the constant factor in $O(1)$ can become arbitrarily large. In this paper, we aim to establish a uniform $O(1)$ loss for the general NRM problem without assuming nondegeneracy.

1.2. Main contributions

We propose a new re-solving heuristic that has a uniformly bounded revenue loss when the system size is scaled by $k \rightarrow \infty$. (Recall that the rate of revenue loss is defined for a sequence of problems indexed by $k = 1, 2, \dots$, where the capacities and arrival rates are multiplied by k , while other parameters are treated as constants.) The bound is uniform in the sense that it does not depend on ratio between capacities and time. Therefore, this result does not require the nondegeneracy assumption. Our $O(1)$ bound improves the $o(\sqrt{k})$ bound in Reiman and Wang (2008), and also improves the $O(1)$ bound in Jasin and Kumar (2012), where the constant factor requires nondegeneracy assumption and depends implicitly on problem instances. We call our new algorithm Infrequent Re-solving with Thresholding (IRT). The intuition behind the IRT algorithm is that it is not necessary to update the DLP at early stage of the horizon, as the solution to the DLP barely changes after updating. It is sufficient to re-solve the DLP at a few carefully selected time points near the *end* of the horizon. In total, the IRT algorithm has $O(\log \log k)$ re-solving times for a system with scaling size k . Furthermore, a ‘‘thresholding’’ technique is applied in case that the DLP solution after re-solving is nearly degenerate. The re-solving schedule and the thresholds of the IRT algorithm are designed in such a way that the accumulated random deviations before the re-solving point can be corrected after re-solving with high probability.

Then, we give a tight performance bound of the re-solving heuristic proposed by Jasin and Kumar (2012), but without assuming the optimal solution to the DLP is nondegenerate. The heuristic in Jasin and Kumar (2012), which we call Frequent Re-solving (FR), re-solves the DLP after each unit of time. One would expect that by re-solving the DLP frequently and thus constantly updating capacity information, the decision maker can improve the expected revenue. Indeed, Jasin and Kumar (2012) have shown that under the nondegeneracy assumption, the revenue loss of this policy is $O(1)$ when the system size is scaled by $k \rightarrow \infty$. However, we find that the revenue loss of this policy is $\Theta(\sqrt{k})$ in general, which has the same order of revenue loss as DLP-based static heuristics

without any re-solving (Gallego and van Ryzin 1997, Talluri and van Ryzin 1998, Cooper 2002). In particular, Proposition 2 shows that there exists a problem instance where the revenue loss of this policy is at least $\Omega(\sqrt{k})$. To analyze this instance, we used the Berry-Esseen bound and Freedman’s inequality to show that the probability of revenue loss being larger than $\Omega(\sqrt{k})$ is bounded away from 0. This result suggests that the nondegeneracy assumption made by Jasin and Kumar (2012) is necessary to obtain $O(1)$ revenue loss, and explains why the $O(1)$ factor in Wu et al. (2015) must be arbitrarily large when the DLP optimal solution is converging to a degenerate point. Then, Proposition 3 shows that the revenue loss of this policy is bounded above by $O(\sqrt{k})$ in the general case, which also improves the $o(k)$ bound in Maglaras and Meissner (2006). The proof is based on a key inequality that bounds the average remaining capacity as a function of the remaining time.

In Fig. 2, we summarize the performance of existing re-solving heuristics for the NRM problem. In this figure, the vertical axis represents the expected revenue which increases from the bottom to the top. We highlight the gap between different heuristics and upper bounds compared to the optimal revenue, which in principle can be obtained from dynamic programming but is hard to compute directly. The main result of the paper (Theorem 1) simultaneously establishes an $O(1)$ upper bound of the hindsight optimum and an $O(1)$ revenue loss of the IRT algorithm.

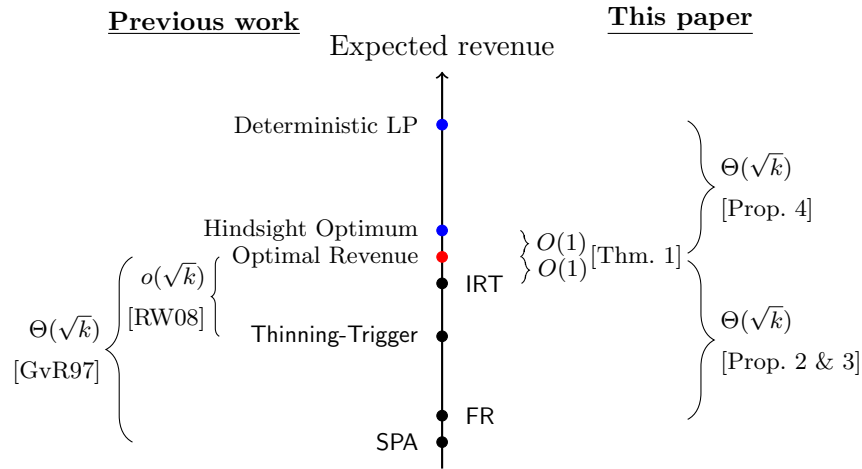


Figure 2 Summary of the results in the previous literature (on the left side) and our main results (on the right side). The red node (●) represents the expected revenue of the optimal policy (hard to compute); the blue nodes (●) represent upper bounds to the optimal revenue; and the black nodes (●) refer to revenues earned under different heuristics. The factor k is the scale of both time horizon and capacities.

1.3. Other related work

The re-solving heuristics defined in the NRM context is generally known as *certainty equivalent control* in dynamic programming. In certainty equivalent control, each random disturbance is fixed

at a nominal value (e.g., its mean), and then an optimal control sequence for the certainty equivalence approximation is found. Only the first control in the sequence is applied, the rest of them are discarded, and the same process is repeated in the next stage. An introduction to certainty equivalent control can be found in Bertsekas (2005, Section 6.1). Secomandi (2008) discussed whether certainty equivalent control guarantees performance improvement in the network revenue management setting.

The quantity-based NRM model can be generalized in several ways. One extension assumes that the decision maker offers a set of products to each arriving customer, and customers choose some products from the offered set based on some discrete choice model (Talluri and van Ryzin 2004a, Liu and van Ryzin 2008). Another stream of literature assumes that either the customers' arrival process or the distribution of their reservation price is unknown, and requires the decision maker to learn the distribution exclusively from past observations (Besbes and Zeevi 2012, Jasin 2015, Ferreira et al. 2017). Talluri and van Ryzin (2004b), Maglaras and Meissner (2006) discussed the case where the decision maker posts price (price-based NRM) versus the case where the decision maker chooses accept/reject (quantity-based NRM).

The NRM problem considered here is related to the online knapsack/secretary problem studied by Kleywegt and Papastavrou (1998), Kleinberg (2005), Babaioff et al. (2007), Arlotto and Gurvich (2017), and Arlotto and Xie (2018). In particular, Arlotto and Gurvich (2017) considers a multi-selection secretary problem, where the decision maker sequentially selects i.i.d. random variables in order to maximize the expected value of the sum given a fixed budget. As such, by viewing each random variable as a customer arrival, the multi-selection secretary problem is a special case of the NRM problem in which there is only a single resource and each customer requests exactly one unit of the resource. Arlotto and Gurvich (2017) proposes an online policy that has a uniformly bounded regret compared to the optimal offline policy. Their policy accepts or rejects an arriving customer by comparing the budget ratio, i.e., ratio of remaining budget to remaining arrivals, to some fixed thresholds. However, it is unclear whether their technique can be generalized to the general NRM setting with multiple resources, since the thresholds in their policy are specifically defined for a single resource.

Recently, Vera and Banerjee (2018) studies an online packing problem, which has the same mathematical formulation as the network revenue management problem. They propose a re-solving heuristic that achieves $O(1)$ revenue loss without the nondegeneracy assumption and under mild assumptions on the customer arrival processes. Unlike the IRT algorithm, their proposed algorithm re-solves the DLP every time there is an arrival; the algorithm then accepts that arrival if the acceptance probability from the DLP is greater than 0.5 and rejects it otherwise. Their proof is based on a novel argument that compensates the optimal offline algorithm and forces it to follow

the decisions of their online algorithm. The design of their algorithm and their proof idea are significantly different from those in this paper.

1.4. Notation

For a positive integer n , let $[n]$ denote the set $\{1, \dots, n\}$. Given two real numbers $a \in \mathbb{R}$ and $b \in \mathbb{R}$, let $a \wedge b := \min\{a, b\}$, $a \vee b := \max\{a, b\}$, and $a^+ := a \vee 0$. For any real number x , let $\lfloor x \rfloor$ be the largest integer less than or equal to x , and let $\lceil x \rceil$ be the smallest integer greater than or equal to x . For a set S , let $|S|$ denote the cardinality of S . For two functions $f(T)$ and $g(T) > 0$, we write $f(T) = O(g(T))$ if there exists a constant M_1 and a constant T_1 such that $f(T) \leq M_1 g(T)$ for all $T \geq T_1$; we write $f(T) = \Omega(g(T))$ if there exists a constant M_2 and a constant T_2 such that $f(T) \geq M_2 g(T)$ for all $T \geq T_2$. If $f(T) = O(g(T))$ and $f(T) = \Omega(g(T))$ both hold, we denote it by $f(T) = \Theta(g(T))$.

2. Problem Formulation and Approximations

Suppose there is a finite horizon with length T . There are n classes of customers indexed by $j \in [n]$. The arrival process of customers in class j , $\{\Lambda_j(t), 0 \leq t \leq T\}$, follows a Poisson process of rate λ_j . We let $\Lambda_j(t_1, t_2)$ denote the number the arrivals of class j customers during $(t_1, t_2]$ for $0 \leq t_1 < t_2 \leq T$, i.e., $\Lambda_j(t_1, t_2) = \Lambda_j(t_2) - \Lambda_j(t_1)$. Arrival processes of different classes are independent. Upon arrival, each customer must either be accepted or rejected. Let r_j denote the revenue received by accepting a class j customer and $r = [r_1, \dots, r_n]^\top$ be the vector of such revenues. There are m resources indexed by $l \in [m]$, where resource l has initial capacity C_l . The vector of the initial capacities is given by $C = [C_1, \dots, C_m]^\top$. If a customer is accepted, a_{lj} units of resource l is consumed to serve a class j customer; let $A_j = [a_{1j}, \dots, a_{mj}]^\top$ be the column vector associated with class j customers. Let $A \in \mathbb{R}^{m \times n}$ be the *bill-of-materials* (BOM) matrix defined as $A = [A_1; \dots; A_n]$. If a customer is rejected, no revenue is collected and no resource is used. Unused resources at the end of the horizon are perishable and have no salvage value. The objective of the decision maker is to maximize the expected revenue earned during the entire horizon by deciding whether or not to accept each arriving customer.

For a control policy π , let $z_j^\pi(t_1, t_2)$ be the number of class j customers admitted during $(t_1, t_2]$ ($\forall j \in [n], 0 \leq t_1 < t_2 \leq T$) under that policy. We call a policy *admissible* if it is non-anticipating and satisfies

$$\sum_{j=1}^n A_j z_j^\pi(0, T) \leq C \text{ a.s.}, \quad \text{and} \quad z_j^\pi(t_1, t_2) \leq \Lambda_j(t_1, t_2) \text{ a.s.}, \quad \forall j \in [n], 0 \leq t_1 < t_2 \leq T.$$

Let Π be the set of all admissible policies. The expected revenue under policy $\pi \in \Pi$ is defined as $v^\pi = \mathbb{E} \left[\sum_{j=1}^n r_j z_j^\pi(0, T) \right]$. We use $v^* = \sup_{\pi \in \Pi} v^\pi$ to denote the expected revenue under the optimal policy. If v^π is the expected revenue of a feasible policy $\pi \in \Pi$, we call $v^* - v^\pi$ the *revenue loss* of policy π .

2.1. Asymptotic framework

The standard asymptotic framework in revenue management measures performance of heuristics when the capacities and customer arrivals are scaled up proportionally. Under this asymptotic scaling, we consider revenue loss of a sequence of problems, indexed by $k = 1, 2, \dots$, where the capacities and arrival rates are multiplied by k , while all other problem parameters are treated as constants.

To avoid cumbersome notation where lots of variables and quantities are indexed by k , in the rest of the paper, we consider a different but equivalent asymptotic scaling, where the customer arrival rates λ_j ($j \in [n]$) are kept as constants, the time horizon is scaled up by $T = 1, 2, \dots$, and the resource capacities are scaled up proportionally by $C_l = b_l T$ ($l \in [m]$). Since the arrivals follow Poisson processes, scaling up the arrival rates and scaling up the horizon length have the same effect. We will thus express the revenue loss of heuristics in the order of T . Note that the horizon length (T) plays the same role as the scaling factor (k) in the standard asymptotic regime. For example, if we say the revenue loss of an algorithm is $O(\sqrt{T})$, it implies that revenue loss of that algorithm is $O(\sqrt{k})$ under the standard scaling regime.

2.2. Previous work on upper bound approximations

2.2.1. Deterministic linear program (DLP). The DLP formulation is obtained by replacing all random variables with their expectations. As the expected number of arrivals of class j customers during the horizon is $\lambda_j T$ for $j \in [n]$, the DLP formulation is given by

$$v^{\text{DLP}} = \max_y \left\{ \sum_{j=1}^n r_j y_j \mid \sum_{j=1}^n A_j y_j \leq C, \text{ and } 0 \leq y_j \leq \lambda_j T, \forall j \in [n] \right\}. \quad (1)$$

In this formulation, decision variables y_j can be viewed as the expected number of class j customers to be accepted in $[0, T]$. The first constraint specifies that the expected usage of all m resources cannot exceed their initial capacities, $C = [C_1, \dots, C_m]^\top$, and the second constraint specifies that the number of accepted customers from class j cannot exceed the expected number of arrivals, $\lambda_j T$.

Suppose y^* is an optimal solution to (1). The optimal value of DLP is given by $v^{\text{DLP}} = \sum_{j=1}^n r_j y_j^*$. It can be shown that v^{DLP} is an upper bound of the expected revenue of the optimal policy, v^* , namely $v^* \leq v^{\text{DLP}}$ (Gallego and van Ryzin 1997). Intuitively, DLP is a relaxation of the original problem since it only requires the capacity constraints to be satisfied in expectation, so v^{DLP} is an upper bound of v^* .

Equivalently, we can reformulate the DLP in (1) by letting x_j be the average number of class j customers accepted per unit time, i.e., $x_j = y_j/T$. Then, we get

$$v^{\text{DLP}} = \max_x \left\{ T \sum_{j=1}^n r_j x_j \mid \sum_{j=1}^n A_j x_j \leq b, \text{ and } 0 \leq x_j \leq \lambda_j, \forall j \in [n] \right\}, \quad (2)$$

where $b = [b_1, \dots, b_m]^\top$ refers to the vector of available resources per unit time, i.e., $b_l = C_l/T, \forall l \in [m]$. Let x_j^* for $j \in [n]$ be an optimal solution to (2). The optimal value to the DLP is given by $v^{\text{DLP}} = T \sum_{j=1}^n r_j x_j^*$.

2.2.2. Hindsight optimum. The hindsight optimum is the optimal revenue obtained when the total number of arrivals is known in advance. Recall that the random variable $\Lambda_j(T)$ represents the total arrivals of class j customers in $[0, T]$. If the values of $\Lambda_j(T)$ are known, let z_j be the number of class j customers accepted in $[0, T]$; the optimal acceptance policy is given by

$$V^{\text{HO}} = \max_y \left\{ \sum_{j=1}^n r_j z_j \mid \sum_{j=1}^n A_j z_j \leq C, \text{ and } 0 \leq z_j \leq \Lambda_j(T), \forall j \in [n] \right\}. \quad (3)$$

Let V^{HO} be the optimal objective value and $\bar{z}_j, j \in [n]$ be the optimal solution; note that V^{HO} and \bar{z}_j 's are random variables that depend on $\Lambda_j(T)$. The *hindsight optimum* (HO) is defined as the expectation of the optimal objective value, i.e., $v^{\text{HO}} = \mathbb{E}[V^{\text{HO}}] = \mathbb{E}[\sum_{j=1}^n r_j \bar{z}_j]$.

The hindsight optimum is obviously an upper bound to the optimal revenue of the original problem, since the decision maker does not know the future arrivals at time $t = 0$. In fact, it can be shown that hindsight optimum is a *tighter* upper bound than the DLP, namely $v^* \leq v^{\text{HO}} \leq v^{\text{DLP}}$ (Talluri and van Ryzin 1998). This is easily verified since the expectation of the hindsight optimal solution, $\mathbb{E}[\bar{z}_j]$, is a feasible solution to the DLP. We use the following definition throughout the paper.

DEFINITION 1. Let v^π be the expected revenue associated with an admissible control policy π . We refer to $v^{\text{HO}} - v^\pi$ as the *regret* of that policy. (Note: since $v^* \leq v^{\text{HO}}$, the revenue loss of the control policy, $v^* - v^\pi$, is upper bounded by its regret.)

2.3. Static probabilistic allocation heuristic

There are various ways to construct heuristic policies using the optimal solution of DLP. An overview can be found in Talluri and van Ryzin (2004b, Ch. 2). One intuitive approach is to interpret the solution to DLP as acceptance probabilities. Suppose x^* is an optimal solution to DLP in (2). For each arriving customer, if the customer belongs to class j , s/he would be accepted independently with probability x_j^*/λ_j throughout the time horizon. Since customers from each class are accepted with probabilities that are static, we call this heuristic Static Probabilistic Allocation (SPA). The SPA policy is formally stated in Algorithm 1.

The expected revenue of the SPA policy, denoted by v^{SPA} , can be computed as follows. Since the total number of arrivals from class j follows a Poisson distribution with mean $\lambda_j T$, the number of customers that the algorithm *attempts* to accept from class j follows a Poisson distribution with mean $(\lambda_j T) \cdot x_j^*/\lambda_j = x_j^* T = y_j^*$. Due to limited capacity, we must reject any customer from class j if

Algorithm 1 Static probabilistic allocation heuristic: SPA

```

initialize  $x^* \leftarrow \arg \max_x \left\{ \sum_{j=1}^n r_j x_j \mid \sum_{j=1}^n A_j x_j \leq C/T, \text{ and } 0 \leq x_j \leq \lambda_j, \forall j \in [n] \right\}; C' \leftarrow C$ 
for all customers arriving in  $[0, T]$  do
  if the customer belongs to class  $j$  and  $A_j \leq C'$  ( $\forall j \in [n]$ ) then
    accept the customer with probability  $x_j^*/\lambda_j$ 
    if the customer is accepted, update capacity  $C' \leftarrow C' - A_j$ 
  else
    reject the customer
  end if
end for

```

the remaining capacity C' does not satisfy $A_j \leq C'$. It is straightforward to show that the expected number of customers who are turned away due to capacity limits is $O(\sqrt{T})$ (see e.g. Gallego and van Ryzin 1997, Reiman and Wang 2008). Thus, we have

$$v^{\text{SPA}} = \sum_{j=1}^n r_j y_j^* - O(\sqrt{T}) = v^{\text{DLP}} - O(\sqrt{T}).$$

Recall from §2.2.1 that v^{DLP} is an upper bound of the expected revenue under the optimal policy, namely $v^* \leq v^{\text{DLP}}$. Thus, the revenue of SPA is bounded by $v^{\text{SPA}} \geq v^* - O(\sqrt{T})$.

3. Frequent Re-solving and Degeneracy

An obvious drawback of the SPA policy constructed from the DLP is that it does not take into account the randomness of demand or the updated information after $t = 0$. This motivates us to consider *re-solving heuristics*, which periodically re-optimize the DLP using the updated capacity information to adjust customer admission controls.

In particular, the following re-solving heuristic, which we referred to as Frequent Re-solving (FR), has been studied by Jasin and Kumar (2012) and Wu et al. (2015). The FR policy divides the horizon into T periods and re-solves the LP at the beginning of each period. At time $t = 0, 1, \dots, T-1$, let $C_l(t)$ denote the remaining capacity of resource $l \in [m]$. We let $b_l(t) := \frac{C_l(t)}{T-t}$ be the average available capacity of resource l in period t . Let $C(t)$ and $b(t)$ denote the vectors of the remaining capacities and the average remaining capacities per unit time at time t , respectively, for all the resources. We outline the FR policy in Algorithm 2.

Jasin and Kumar (2012) show that when the optimal solution to DLP (2) is *nondegenerate*, FR has a revenue loss of $O(1)$, namely, the revenue loss is bounded when the problem size k grows. The optimal solution x^* is nondegenerate if

$$\left| \{j \in [n] : x_j^* = 0 \text{ or } x_j^* = \lambda_j\} \right| + \left| \{l \in [m] : \sum_{j=1}^n a_{lj} x_j^* = b_l\} \right| = n. \quad (4)$$

Algorithm 2 Frequent Re-solving Heuristic: FR

```

initialize: set  $C(0) = C$  and  $b(0) = C/T$ 
for  $t = 0, 1, \dots, T - 1$  do
  set  $x(t) \leftarrow \arg \max_x \left\{ \sum_{j=1}^n r_j x_j \mid \sum_{j=1}^n A_j x_j \leq b(t), \text{ and } 0 \leq x_j \leq \lambda_j, \forall j \in [n] \right\}$ 
  set  $C' \leftarrow C(t)$ 
  for all customers arriving in  $[t, t + 1)$  do
    if the customer belongs to class  $j$  and  $A_j \leq C'$  ( $\forall j \in [n]$ ) then
      accept the customer with probability  $x_j(t)/\lambda_j$ 
      if the customer is accepted, update  $C' \leftarrow C' - A_j$ 
    else
      reject the customer
    end if
  end for
  set  $C(t + 1) \leftarrow C'$  and  $b(t + 1) \leftarrow \frac{C(t+1)}{T-t-1}$ 
end for

```

The $O(1)$ loss is a significant improvement from the $O(\sqrt{T})$ revenue loss of SPA. However, the assumption of nondegenerate DLP solution is critical to achieve the $O(1)$ loss. The proofs by Jasin and Kumar (2012) and Wu et al. (2015) are built on a key observation that the ratio of remaining capacities to remaining time, $b(t)$, is a martingale (see also Arlotto and Gurvich (2017) for a discussion on this martingale property). If the optimal solution x^* is safely far from any degenerate solutions, with high probability, the adjusted solution $x(t)$ in Algorithm 2 shares the same basis with x^* , so the revenue loss of FR can be bounded. It is unclear from the analysis of Jasin and Kumar (2012) and Wu et al. (2015) whether the nondegeneracy assumption is just an artifact of their analysis technique or something intrinsic to the performance of FR. This motivates us to examine closely the role of the nondegeneracy assumption.

3.1. A degenerate example

We will illustrate the issue of degenerate DLP solutions using the following numerical example, while deferring the theoretical analysis of the FR policy to Section 5.

Suppose there are two classes of customers and one resource. Customers from each class arrive according to a Poisson process with rate 1. Customers from both classes, if accepted, consume one unit of resource, but pay different prices, r_1 and r_2 . First, we compare the expected revenue loss of the FR policy and the SPA policy, which does not re-solve after $t = 0$, to examine the effect of frequent re-solving. We simulate the FR policy and the SPA policy when the average capacity per unit time $b = 1$ (so the total capacity is T) for two price scenarios: (a) $r_1 = 2$ and $r_2 = 1$; (b) $r_1 = 5$ and $r_2 = 1$ and for varying horizon length $T = 500, \dots, 5000$. In both scenarios, the optimal solution to the DLP (2) is $x_1^* = 1, x_2^* = 0$. From Equation (4), we have

$$\left| \{j \in [n] : x_j^* = 0 \text{ or } x_j^* = \lambda_j\} \right| + \left| \{l \in [m] : \sum_{j=1}^n a_{lj} x_j^* = b_l\} \right| = 3 > n = 2,$$

thus the DLP solution in this example is degenerate.

Recall that the expected revenue loss of the FR policy is defined as $v^* - v^{\text{FR}}$. Since calculating v^* requires solving dynamic programs, we use the regret $v^{\text{HO}} - v^{\text{FR}}$ (see the definition in §2.2.2) as a proxy of the expected revenue loss. In §4, we will show that $v^{\text{HO}} - v^* = O(1)$, so this substitution does not affect the rate of revenue loss. Fig. 3 plots the average revenue losses under the FR policy and the SPA policy over 1000 sample paths.

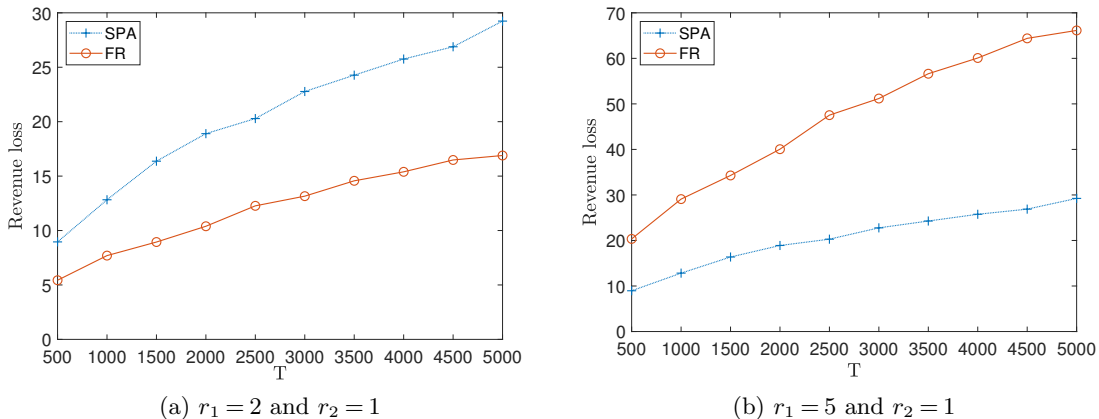


Figure 3 Regret under the FR policy (with re-solving) and the SPA policy (without re-solving).

We make the following observations from Fig. 3. First, while the revenue loss of FR in scenario (a) is lower than that obtained from applying the SPA policy, the relationship is reversed in scenario (b). In other words, re-solving the DLP does not always lead to better performance. The intuition behind this result is that when the ratio r_1/r_2 is large, such as in scenario (b), rejecting a Class 2 customer to save the capacity for a potential future Class 1 customer is more profitable. The SPA policy accepts every customer from Class 1 and rejects all customers from Class 2, since the solution to the DLP (without re-solving) is $x_1^* = 1, x_2^* = 0$. This static policy is indeed optimal when $r_1/r_2 \rightarrow \infty$. In contrast, the FR policy constantly adjusts accepting probabilities, and starts to accept Class 2 customers when the actual arrival of Class 1 customers falls below its average. Second, we observe from Fig. 3 that the revenue losses of both SPA and FR seem to have the same growth rate as horizon length T increases. (It is well-known that the revenue loss of SPA is of order $\Theta(\sqrt{T})$; see §2.3 and Proposition 5 in Appendix A.) This result is in contrast with Jasin and Kumar (2012), which show that when the solution to the DLP is nondegenerate, the expected revenue loss of FR is $O(1)$. However, we note that the nondegeneracy assumption made by Jasin and Kumar does not hold in this example, since the DLP has a unique solution that is degenerate.

Next, we simulate the FR policy when $r_1 = 2, r_2 = 1$ and $T = 5000$ for varying average capacity per unit time $b = 0.5, \dots, 2$. Note that when $b = 1$ and $b = 2$, the optimal solutions to the DLP

(2) are $x_1^* = 1, x_2^* = 0$ and $x_1^* = 1, x_2^* = 1$, respectively, which are degenerate according to Equation (4). When $b \neq 1$ and $b \neq 2$, the solution to the DLP is nondegenerate. Therefore, by changing the value of b , we can evaluate the performance of FR with either degenerate or nondegenerate DLP solutions. Fig. 4 shows the average revenue loss under the FR policy over 1000 sample paths.

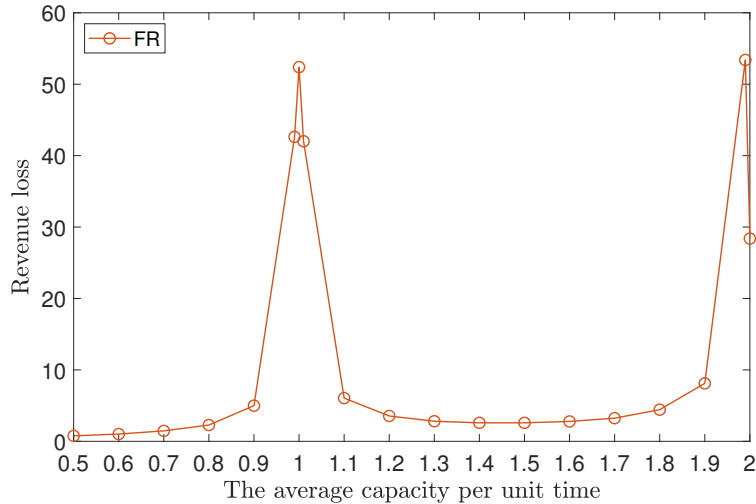


Figure 4 Regret under the FR policy for $r_1 = 2, r_2 = 1$ and $T = 5000$.

The simulation result from Fig. 4 shows that the expected revenue loss under the FR policy is sensitive to the value of capacity rate b . When b is far away from the degenerate points (i.e., $b = 1$ and $b = 2$), FR performs well and has small revenue loss. However, the revenue loss increases significantly when the optimal DLP solution is close to degenerate (e.g., $b = 0.95$).

We notice that the observation from Fig. 4 is consistent with the analysis by Jasin and Kumar (2012). Even though Jasin and Kumar (2012) proves that the revenue loss of FR is bounded by a constant whenever the DLP solution is nondegenerate, their analysis *does not imply the constant is uniform over all b 's*. Rather, the constant bound from their analysis critically depends on the distance between b and its nearest degenerate point. When the optimal DLP solution is close to degenerate, the bound in Jasin and Kumar (2012) can be arbitrarily large. Fig. 4 shows that this phenomenon is not merely a consequence of the analysis technique from Jasin and Kumar (2012), but reflects the actual performance of the FR policy.

4. A Re-solving Heuristic with Uniformly Bounded Loss

In this section, we propose a new re-solving algorithm. The main result of this section is to show that this algorithm has uniformly bounded revenue loss given any horizon length T and starting capacity C , without requiring the nondegeneracy assumption.

4.1. Definition of the IRT algorithm

We propose an algorithm called Infrequent Re-solving and Thresholding (IRT). The IRT policy has two distinct features compared to the FR policy: 1) the DLP is *not* re-solved in every period; 2) customers acceptance probabilities are adjusted by some thresholds.

Unlike the FR policy, the IRT policy re-solves the DLP for only $O(\log \log T)$ times during a horizon of length T . The re-solving schedule is defined as follows. Given horizon length T , we set $K = \left\lceil \frac{\log \log T}{\log(6/5)} \right\rceil$. Let $\{t_u^*, \forall u \in [K]\}$ denote a sequence of re-solving times, where $\tau_u = T^{(5/6)^u}$ and $t_u^* = T - \tau_u$ for all $u \in [K]$. In addition, let $t_{K+1}^* = T$. Thus, the re-solving times divide the entire horizon into $K + 1$ epochs: $[0, t_1^*)$, $[t_1^*, t_2^*)$, \dots , $[t_K^*, t_{K+1}^*]$. Fig. 5 illustrates the re-solving schedule of the IRT policy.

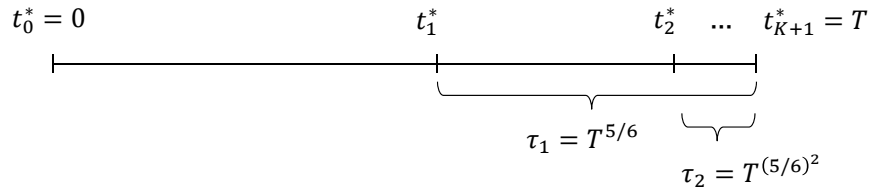


Figure 5 The re-solving times of the IRT policy is constructed recursively.

At the beginning of each epoch u ($0 \leq u \leq K$), the algorithm solves an LP approximation to the dynamic programming problem—this LP is identical to the LP used in the FR algorithm, which uses information about remaining capacities and the mean of remaining customer arrivals. The optimal solution of the LP is then used to construct a probabilistic allocation control policy. The IRT policy applies thresholds to the allocation probabilities. In particular, in epoch $u \in \{0\} \cup [K - 1]$ (except for the last epoch), the allocation probability for each class is rounded down to 0 if it is less than $\tau_u^{-1/4}$, or rounded up to 1 if it is larger than $1 - \tau_u^{-1/4}$. The complete definition of IRT is given in Algorithm 3.

Before we present the formal analysis of the IRT algorithm, it might be helpful to discuss the intuition behind the design of this algorithm. We start with the choice of the first re-solving time, t_1^* . The analysis by Reiman and Wang (2008) shows that by setting $t_1^* \approx T - O(\sqrt{T})$, one re-solving of DLP is sufficient to reduce the regret to $O(T^{1/4})$. But we note that if t_1^* is defined as in Reiman and Wang (2008), additional re-optimizations after t_1^* cannot improve the regret rate. In the IRT algorithm, we choose the first re-solving time to be $t_1^* = T - T^{5/6}$, which is earlier than the re-solving time in Reiman and Wang (2008). If no further re-solving is used, this policy leads to a regret rate of $O(T^{5/12})$ (Proposition 1). Even though the $O(T^{5/12})$ rate is worse than the $O(T^{1/4})$ rate in Reiman and Wang (2008), as we choose an earlier re-solving time, more time is left for making further adjustments. Once we establish the $O(T^{5/12})$ regret rate with the first re-solving,

Algorithm 3 Infrequent Re-solving with Thresholding (IRT)

```

initialize: set  $\tau_u = T^{(5/6)^u}$  and  $t_u^* = T - \tau_u$  for all  $u \in \{0\} \cup [K]$ , where  $K = \left\lceil \frac{\log \log T}{\log(6/5)} \right\rceil$ 
for  $u = 0, 1, \dots, K$  do
  set  $x^u \leftarrow \arg \max_x \left\{ \sum_{j=1}^n r_j x_j \mid \sum_{j=1}^n A_j x_j \leq C(t_u^*)/\tau_u, \text{ and } 0 \leq x_j \leq \lambda_j, \forall j \in [n] \right\}$ 
  if  $u < K$  then
    for  $j \in [n]$  do
      if  $x_j^u < \lambda_j \tau_u^{-1/4}$  then
        set  $p_j^u \leftarrow 0$ 
      else if  $x_j^u > \lambda_j (1 - \tau_u^{-1/4})$  then
        set  $p_j^u \leftarrow 1$ 
      else
        set  $p_j^u \leftarrow x_j^u / \lambda_j$ 
      end if
    end for
  else
    set  $p_j^u \leftarrow x_j^u / \lambda_j$  for all  $j \in [n]$ 
  end if
  set  $C' \leftarrow C(t_u^*)$ 
  for  $t \in [t_u^*, t_{u+1}^*)$  do
    observe requests from all arrival of customers
    if an arriving customer belongs to class  $j$  and  $A_j \leq C'$  ( $\forall j \in [n]$ ) then
      accept the customer with probability  $p_j^u$ 
      if accepted, update  $C' \leftarrow C' - A_j$ 
    else
      reject the customer
    end if
  end for
  set  $C(t_{u+1}^*) \leftarrow C'$ 
end for

```

we then use induction to prove that subsequent re-optimizations of the DLP can further reduce the regret, eventually reducing it to a constant. By definition, τ_u , the length of epoch u satisfies the recursive relationship $\tau_{u+1} = \tau_u^{5/6}$, $\forall u \in [K]$. This enables us to apply the induction hypothesis to epochs $u \geq 1$.

The $\tau_u^{-1/4}$ thresholds in the algorithm are critical to bounding the regret. As we have seen from the numerical example in §3.1, large losses can occur when the DLP solution is nearly degenerate. If we use a nearly degenerate solution to construct probabilistic allocation controls, some customer classes would have acceptance probabilities that are either very close to 0 or very close 1. As a result, the mean number of accepted or rejected customers is dominated by its standard deviation, making the control policy ineffective. More specifically, if the acceptance probability of class j customers is $\epsilon \rightarrow 0$, the coefficient of variation of the number of customer accepted in one unit time is $1/\sqrt{\lambda_j \epsilon} \rightarrow +\infty$. Therefore, if the acceptance probability of a customer class is almost 0, we might as well reject all customers from that class in the current epoch, as long as there is sufficient time

left to accept customers in the next epoch. Similarly, if the acceptance probability of a customer class is almost 1, we might as well accept all customers from that class in the current epoch. This is the intuition behind adding thresholds to the acceptance probabilities in the IRT policy.

4.2. Analysis of the IRT policy

We now formally analyze the revenue loss (regret) of the IRT policy. The main result of this section is the following.

THEOREM 1. *The regret of IRT policy define in Algorithm 3 is bounded by $v^{\text{HO}} - v^{\text{IRT}} = O(1)$. The constant factor depends on the customer arrival rate λ_j ($\forall j \in [n]$), the revenues per customer r_j ($\forall j \in [n]$), and the BOM matrix A ; however, this constant is independent of the time horizon T and the capacity vector C .*

Theorem 1 states that the regret of IRT policy is $O(1)$. Moreover, this constant is independent of time horizon and capacities, so the performance of IRT is uniformly bounded when the capacity ratio C/T varies. Because degenerate DLP solution occurs only for some specific capacity ratios, the result in Theorem 1 does not require the nondegeneracy assumption in Jasin and Kumar (2012). Since the hindsight optimum v^{HO} is an upper bound of the expected revenue of the optimal policy v^* , we immediately get a bound on its revenue loss: $v^* - v^{\text{IRT}} \leq v^{\text{HO}} - v^{\text{IRT}} = O(1)$. Moreover, Theorem 1 implied that hindsight optimum is a tight upper bound, satisfying $v^{\text{HO}} - v^* \leq v^{\text{HO}} - v^{\text{IRT}} = O(1)$.

The complete proof of Theorem 1 can be found in Appendix §B.1. We outline the main idea of the proof here. In the proof, we define a sequence of auxiliary re-solving policies with increasing re-solving frequency. Recall that $K = \left\lceil \frac{\log \log T}{\log(6/5)} \right\rceil$ is the number of re-optimizations made by the IRT algorithm. For any $u \in [K]$, we define a policy that follows the IRT heuristic exactly in $[0, t_u^*)$, but then applies static allocation control in $[t_u^*, T]$. We refer to such a policy as IRT^u . Notice that when $u = K$, IRT^u coincides with IRT. Similarly, we define HO^u as a policy that is exactly the same as IRT in $[0, t_u^*)$ but applies the hindsight optimal policy in $[t_u^*, T]$. Our proof of Theorem 1 depends on the following proposition, proved in Appendix §B.2.

PROPOSITION 1. *Given horizon length T , suppose the first re-solving time is $t_1^* = T - T^{5/6}$, then*

1. *the regret of HO^1 is $O(Te^{-\kappa T^{1/6}})$;*
2. *the regret of IRT^1 is $O(Te^{-\kappa T^{1/6}}) + O(T^{5/12})$.*

Here, we define $\kappa = \frac{\lambda_{\min}}{27(\alpha|J_\lambda|+1)^2}$, where $J_\lambda = \{j : x_j^ = \lambda_j\}$ (recall that x^* is the solution to DLP), $\lambda_{\min} = \min_{j \in [n]} \lambda_j$, and α is a positive constant that depends on the BOM matrix A .*

Notice that IRT^1 is a non-anticipating and admissible policy, and its regret of $O(T^{5/12})$ is an improvement over the $O(\sqrt{T})$ bound of SPA. The policy HO^1 is not non-anticipating since it

requires access to future arrival information; thus it is not practical and its sole purpose is to bound the performance of IRT^1 in the proof.

We then use Proposition 1 to prove Theorem 1 by induction. We illustrate the induction step using IRT^2 , a policy that re-solves at $t_1^* = T - T^{5/6}$ and again at $t_2^* = T - T^{(5/6)^2}$. The regret of IRT^2 can be written as

$$\mathbb{E}[V^{\text{HO}} - V^{\text{IRT}^2}] = \underbrace{\mathbb{E}[V^{\text{HO}} - V^{\text{HO}^1}]}_{(*)} + \underbrace{\mathbb{E}[V^{\text{HO}^1} - V^{\text{HO}^2}]}_{(**)} + \underbrace{\mathbb{E}[V^{\text{HO}^2} - V^{\text{IRT}^2}]}_{(***)}.$$

The term $(*)$ is bounded by $O(Te^{-\kappa T^{1/6}})$ according to Proposition 1. For the term $(**)$, the policies HO^1 and HO^2 are identical up to time t_1^* . So applying part (1) of Proposition 1 to the subproblem in $(t_1^*, T]$, we get $\mathbb{E}[V^{\text{HO}^1} - V^{\text{HO}^2}] = O(T^{5/6}e^{-\kappa(T^{5/6})^{1/6}}) = O(T^{5/6}e^{-\kappa T^{5/36}})$. For the last term $(***)$, using the well-known result that static probabilistic allocation has a squared root regret, we have $\mathbb{E}[V^{\text{HO}^2} - V^{\text{IRT}^2}] = \mathbb{E}[V^{\text{HO}}(t_2^*, T) - V^{\text{SPA}}(t_2^*, T)] = O(\sqrt{T - t_2^*}) = O(T^{(5/6)^2/2})$. Combining these three terms, we get

$$v^{\text{HO}} - v^{\text{IRT}^2} = O(Te^{-\kappa T^{1/6}}) + O(T^{5/6}e^{-\kappa T^{5/36}}) + O(T^{25/72}) = O(T^{25/72}).$$

By induction, we show that if the decision maker re-solves for $K \geq 1$ times, where the u -th ($u = 1, \dots, K$) re-solving time is $t_u^* = T - T^{(5/6)^u}$, the regret is given by

$$v^{\text{HO}} - v^{\text{IRT}^K} = \sum_{u=0}^{K-1} O\left((T^{(5/6)^u} \exp(-\kappa T^{(5/6)^u/6})\right) + O(T^{(5/6)^K/2}).$$

When $K = \left\lceil \frac{\log \log T}{\log(6/5)} \right\rceil$, the right-hand side of the above equation is bounded by a constant. In addition, the policy IRT^K is the same as IRT , so we prove that the regret of IRT is $v^{\text{HO}} - v^{\text{IRT}} = O(1)$.

4.3. Revisiting the degenerate example in Section 3.1

In Section 3.1, we considered a numerical example with two classes and one resource. We simulated the FR policy when $r_1 = 2$, $r_2 = 1$ and $T = 5000$ for varying average capacity $b = 0.5, \dots, 2$, and showed that FR has poor performance when the DLP solution is either degenerate (i.e., $b = 1$ or $b = 2$) or nearly degenerate. We now test the IRT policy using the same example and compare it to the FR policy. Fig. 6 plots the average regret under FR and IRT over 1000 sample paths.

It can be observed from Fig. 6 that the regret under the proposed IRT policy is not sensitive to the average capacity per unit time. This result verifies Theorem 1 in that the regret of IRT is uniformly bounded with respect to the ratio between capacity and time. In contrast, the regret under the FR policy has two spikes that are associated with the two degenerate points ($b = 1$ and $b = 2$).

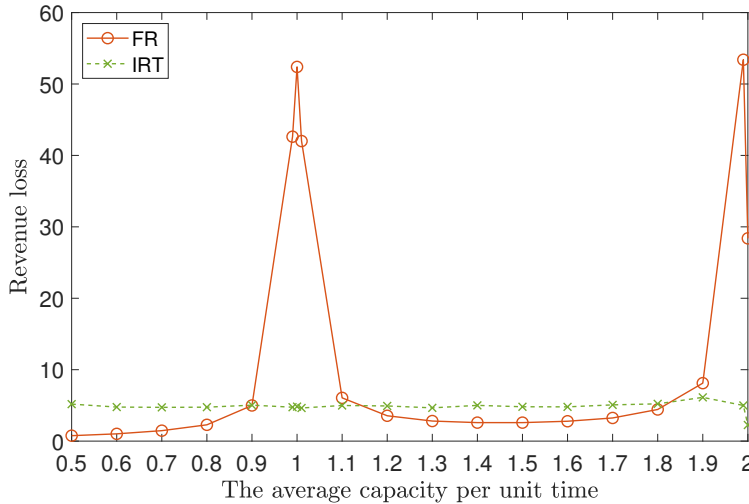


Figure 6 Regret under the FR policy and the IRT policy for $r_1 = 2, r_2 = 1$ and $T = 5000$.

5. Analysis of the Frequent Resolving Policy

5.1. Lower bound of the revenue loss of FR

The simulation in Section 3.1 inspires us to analyze the performance of FR without the nondegeneracy assumption in order to gain a better understanding of the effect of frequent re-solving. First, we show that the regret under the FR policy is bounded below by $\Omega(\sqrt{T})$.

PROPOSITION 2. *There exists a problem instance for which the regret of the FR policy defined in Algorithm 2 is bounded below by*

$$v^{\text{HO}} - v^{\text{FR}} = \Omega(\sqrt{T}).$$

Proposition 2 implies that the expected revenue loss under FR policy is bounded below by $\Omega(\sqrt{T})$ as well, because the revenue gap between the hindsight optimum (v^{HO}) and the optimal revenue (v^*) is $O(1)$ (Theorem 1). That is, we have

$$v^* - v^{\text{FR}} = -(v^{\text{HO}} - v^*) + v^{\text{HO}} - v^{\text{FR}} = -O(1) + \Omega(\sqrt{T}) = \Omega(\sqrt{T}).$$

To prove Proposition 2, we consider a problem instance with two classes of customers and one resource. We assume that customers from each class arrive according to a Poisson process with rate 1; the arrivals from two classes are independent. The initial resource capacity is T . Customers from both classes, if accepted, consume one unit of the resource, but pay different prices, $r_1 > r_2$. We consider the event when the number of class 1 customers that arrive during T period is more than T . If this event happens, the hindsight optimum will accept T of class 1 customers and none of class 2 customers. Conditional on that event, we use Freedman's inequality (Freedman 1975) to

show that with positive probability, the FR policy accepts $\Omega(\sqrt{T})$ of class 2 customers, and thus at most $T - \Omega(\sqrt{T})$ of class 1 customers. So the revenue of FR is at least $\Omega(\sqrt{T})$ less than the hindsight optimum. The complete proof can be found in Appendix §C.1.

5.2. Upper bound of the revenue loss of FR

In this section, we provide an upper bound of the expected revenue loss of the FR policy.

PROPOSITION 3. *The gap between the expected revenue of the FR policy defined in Algorithm 2 and the optimal value of the DLP is bounded by*

$$v^{\text{DLP}} - v^{\text{FR}} = O(\sqrt{T}).$$

The constant pre-factor depends on the customer arrival rate λ_j ($\forall j \in [n]$), the revenues per customer r_j ($\forall j \in [n]$), and the BOM matrix A ; however, it does not depend on the starting capacity C_l ($\forall l \in [m]$).

Since v^{DLP} is an upper bound of the expected revenue under the optimal policy (see Section 2.2.1), Proposition 3 immediately implies that the expected revenue loss of the FR policy when compared with the optimal revenue is bounded by $O(\sqrt{T})$. That is, $v^* - v^{\text{FR}} \leq v^{\text{DLP}} - v^{\text{FR}} = O(\sqrt{T})$. Combining Propositions 2 and 3 gives $v^* - v^{\text{FR}} = \Theta(\sqrt{T})$.

The proof of Proposition 3 can be found in Appendix §C.2. The proof is based on the following idea. Since the LP solved under the FR policy and the DLP (2) only differ in the right hand side of the capacity constraints, $b(t)$ and b , the expected revenue loss of the FR policy when compared to the optimal value of the DLP can be expressed in terms of $b(t)$ and b . More specifically, we show that the expected revenue loss during $[t, t+1)$ can be expressed as $O(\mathbb{E}[(b_l - b_l(t))^+])$ for each resource $l \in [m]$. Then, using the relationship between the average remaining capacity, $b(t)$, and the number of accepted customers up to time t , we prove that $O(\mathbb{E}[(b_l - b_l(t))^+]) = O(\frac{1}{\sqrt{T-t}})$. This completes the proof since $\sum_{t=0}^{T-1} O(\frac{1}{\sqrt{T-t}}) = O(\sqrt{T})$.

Although the $O(\sqrt{T})$ bound in Theorem 3 is looser than the $O(1)$ bound of FR in Jasin and Kumar (2012), it does not require the additional condition that the optimal solution to the DLP is nondegenerate. Given that the expected revenue loss of SPA is also $O(\sqrt{T})$ (see Appendix §A.2), we conclude that re-solving at least guarantees the same order of revenue loss compared to no re-solving.

6. Numerical Experiment

In this section, we evaluate the numerical performance of five different heuristics, which include

1. SPA: static probabilistic allocation heuristic (Algorithm 1)

2. FR: frequent re-solving heuristic (Algorithm 2)
3. IRT: infrequent re-solving with thresholding (Algorithm 3)
4. IR: this algorithm uses the same re-solving schedule as IRT but without applying thresholding; i.e., the acceptance probability at iteration u is always set to $p_j^u \leftarrow x_j^u / \lambda_j$
5. FRT: this algorithm is motivated by IRT. We apply the same $\tau^{-1/4}$ thresholds from IRT to the frequent re-solving algorithm; see the complete description in Algorithm 4.

Recall that IRT has two distinct features compared to FR: it uses an infrequent re-solving schedule and adds thresholds for acceptance probabilities. The motivation to include IR and FRT in this test is to evaluate which of the two features plays a more important role.

Algorithm 4 Frequent Re-solving with Thresholding: FRT

initialize: set $C(0) = C$ and $b(0) = C/T$
for $t = 0, 1, \dots, T - 1$ **do**
 set $x(t) \leftarrow \arg \max_x \left\{ \sum_{j=1}^n r_j x_j \mid \sum_{j=1}^n A_j x_j \leq b(t), \text{ and } 0 \leq x_j \leq \lambda_j, \forall j \in [n] \right\}$
 set $C' \leftarrow C(t)$
for all customers arriving in $[t, t + 1)$ **do**
if the customer belongs to class j and $A_j \leq C'$ ($\forall j \in [n]$) **then**
if $x_j(t) < \lambda_j (T - t)^{-1/4}$ **then**
 reject the customer
else if $x_j(t) > \lambda_j (1 - (T - t)^{-1/4})$ **then**
 accept the customer
else
 accept the customer with probability $x_j(t) / \lambda_j$
end if
 if the customer is accepted, update $C' \leftarrow C' - A_j$
else
 reject the customer
end if
end for
 set $C(t + 1) \leftarrow C'$ and $b(t + 1) \leftarrow \frac{C(t + 1)}{T - t - 1}$
end for

6.1. Single resource

We consider a revenue management problem with a single resource and two classes of customers. We assume that customers from each class arrive according to a Poisson process with rate 1. The arrivals of two classes are independent. Customers from both classes, if accepted, consume one unit of resource, but pay different prices, r_1 and r_2 . We consider two cases: 1) $r_1 = 2, r_2 = 1$ and 2) $r_1 = 5, r_2 = 1$. We also test three settings for the average capacity per unit time: $b = 1, 1.1$ and 1.5 . When the average capacity per unit time is 1, the solution to the DLP is degenerate. The scenario where the average capacity is 1.1 represents a setting where the DLP solution is “nearly

degenerate,” and the scenario of 1.5 represents a setting where the DLP solution is far away from any degenerate point. We simulate the heuristics for two price and three average capacity per unit time scenarios defined above and for varying horizon length $T = 500, 1000, \dots, 5000$.

Fig. 7 plots the average revenue losses compared to the hindsight optimum upper bound under SPA, FR, FRT, IR, and IRT over 1000 sample paths. The first column shows the case when $r_1 = 2$ and $r_2 = 1$, while the second column shows the case when $r_1 = 5$ and $r_2 = 1$. The first, the second and the third rows illustrate the case when $b = 1$, $b = 1.1$, and $b = 1.5$ respectively. We make the following observations:

1. When $r_1 = 2$ and $r_2 = 1$, the expected revenue loss under SPA is the largest for all average capacity per unit time and horizon length. This does not hold when $r_1 = 5$, $r_2 = 1$ and $b = 1$, where SPA is better than either frequent re-solving (FR) or infrequent re-solving (IR).
2. The expected revenue loss under IR is higher than the expected revenue loss under FR except when the problem is degenerate ($b = 1$). We conclude that choosing an infrequent re-solving schedule alone is not enough to achieve $O(1)$ loss.
3. The expected revenue losses under IRT and FRT remain constant for all cases as the horizon length increases. Moreover, although we don't have theoretical guarantee for FRT, the expected revenue loss under FRT often appears smaller than the expected revenue loss under IRT. This implies that appropriate thresholding is the main factor that leads to uniformly bounded regret for re-solving heuristics.

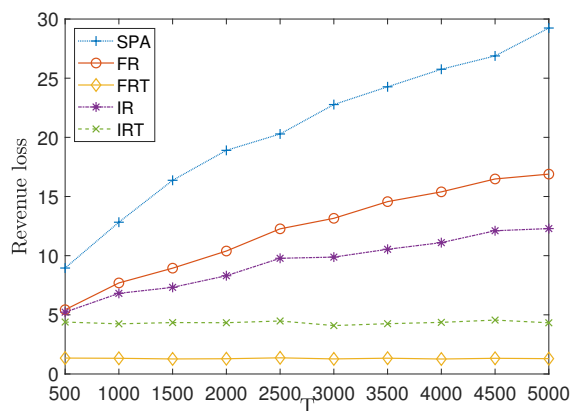
6.2. Multiple resources

Next, we consider a network revenue management problem with multiple resources. We consider the problem when there are five classes of customers and four types of resources. We assume that customers from each class arrive according to a Poisson process with rate 1; the arrivals of different classes are independent. The vector of the average capacities per unit time is given by $b = [1, 1, 1, 1]^\top$. The vector of the revenue earned by accepting customers is given by $r = [10, 3, 6, 1, 2]^\top$. The bill-of-materials matrix is given by

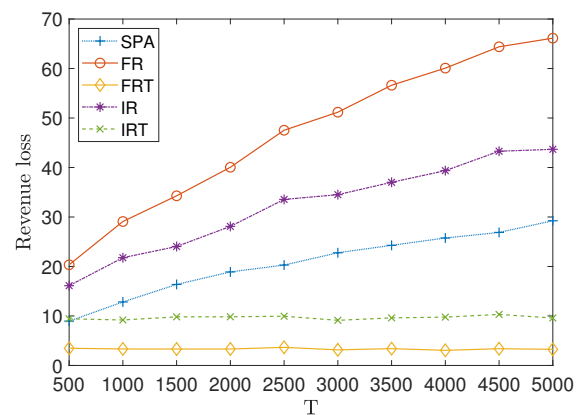
$$A = \begin{bmatrix} 1 & 0 & 1 & 0 & 0 \\ 0 & 1 & 0 & 1 & 1 \\ 1 & 1 & 0 & 0 & 0 \\ 0 & 0 & 0 & 0 & 1 \end{bmatrix}.$$

We simulate the heuristics for varying horizon length $T = 500, 1000, \dots, 5000$. Notice that in this example, the optimal solution to the DLP is degenerate.

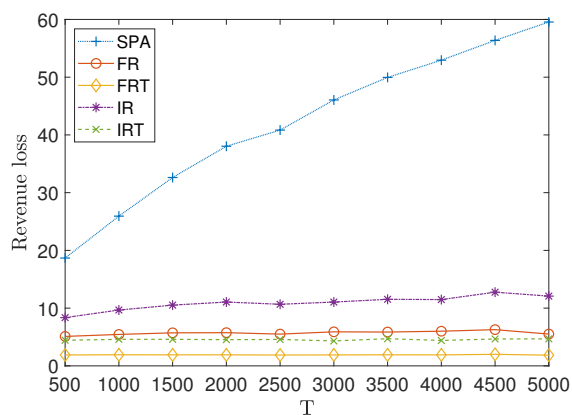
Fig. 8 plots the average revenue losses under SPA, FR, FRT, IR, and IRT over 1000 sample paths. The result shows that the revenue losses of SPA scales poorly with horizon length T . In comparison, the revenue losses of FR and IR increase more slowly when T increases, and IR seems



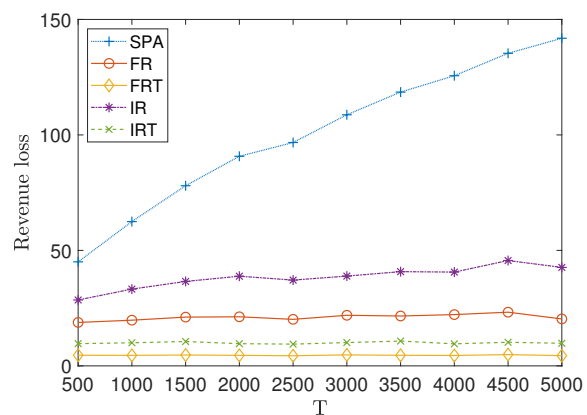
(a) $b = 1, r_1 = 2$ and $r_2 = 1$



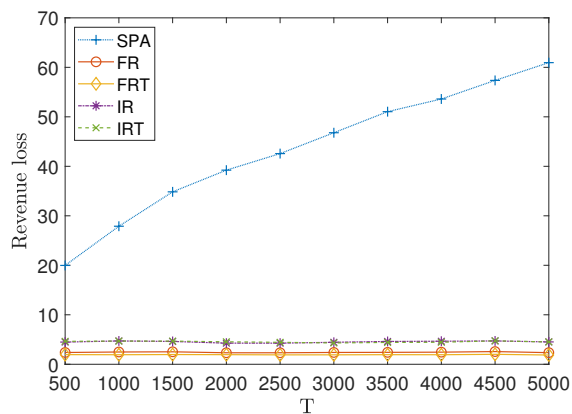
(b) $b = 1, r_1 = 5$ and $r_2 = 1$



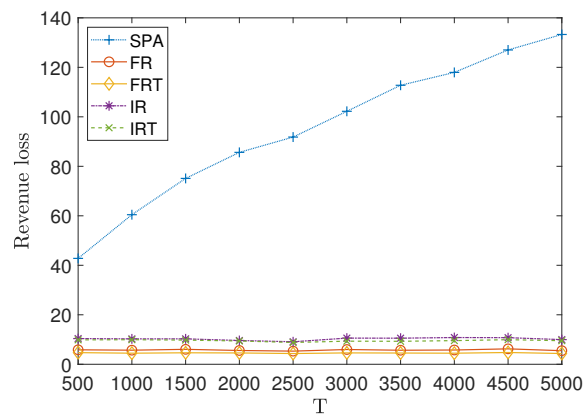
(c) $b = 1.1, r_1 = 2$ and $r_2 = 1$



(d) $b = 1.1, r_1 = 5$ and $r_2 = 1$



(e) $b = 1.5, r_1 = 2$ and $r_2 = 1$



(f) $b = 1.5, r_1 = 5$ and $r_2 = 1$

Figure 7 Regret under the SPA, the FR, the FRT, the IR, and the IRT policies for $T = 500, 1000, \dots, 5000$.

to perform slightly better for large T . The revenue losses of FRT and IRT remain constant as T grows. Moreover, the expected revenue loss under the IRT is higher than the expected revenue loss

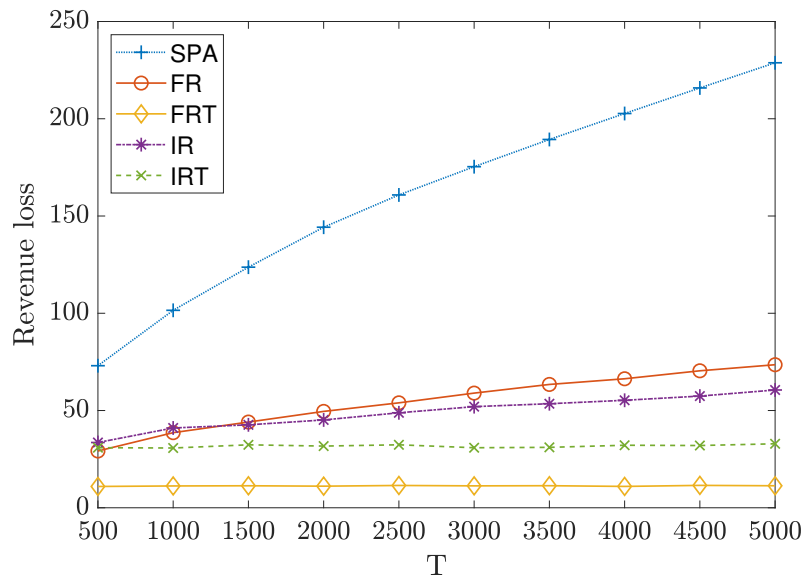


Figure 8 The expected revenue losses (regret) under the SPA, the FR, the FRT, the IR, and the IRT when compared with the hindsight optimal for $T = 500, 1000, \dots, 5000$.

under the FRT. Again, this result implies that among the two factors, infrequent re-solving and thresholding, the latter plays a more important role.

7. Conclusion and Discussion

We study re-solving heuristics for the network revenue management (NRM) problem. A re-solving heuristic periodically re-optimizes a deterministic LP approximation of the original NRM problem. The main question considered in this paper is: can we find a simple and computationally efficient re-solving heuristic, whose expected revenue loss compared to the optimal policy is bounded by a constant even when both the time horizon and the resource capacities scale up?

We answer the above question in the affirmative by proposing a re-solving heuristic called Infrequent Re-solving with Thresholding (IRT), whose revenue loss is bounded by a constant independent of time horizon and resource capacities. This finding improves a previous result by Jasin and Kumar (2012), showing that Frequent Re-solving (FR), an algorithm that re-solves the DLP after each unit of time, has $O(1)$ revenue loss, but requires the optimal solution to the DLP to be nondegenerate. Moreover, we show that when both time horizon and resource capacities scale up by $k = 1, 2, \dots$, Frequent Re-solving (FR) has a revenue loss of $\Theta(\sqrt{k})$. This is a negative result, as most DLP-based heuristics can achieve the same revenue loss rate without using re-solving at all.

Our simulation results show that when the controls from FR are adjusted by some thresholds, the resulting algorithm FRT has very promising numerical performance and seems to have a bounded revenue loss as well. So far, we are not able to prove this result, mainly because the induction based

proof we developed for IRT breaks down when the DLP is re-optimized every period. Recently, Vera and Banerjee (2018) propose a different re-solving heuristic for the NRM problem, where the DLP is re-optimized every period and a fixed acceptance probability threshold of 0.5 is applied to every class for all periods. They show their heuristic also achieves $O(1)$ regret. Although the fixed threshold used by Vera and Banerjee (2018) is different from the time-varying thresholds we proposed in the FRT algorithm, we think their analysis technique may be helpful to establish the revenue loss bound of FRT.

References

- Arlotto, Alessandro, Itai Gurvich. 2017. Uniformly bounded regret in the multi-secretary problem. ArXiv preprint arXiv:1710.07719.
- Arlotto, Alessandro, Xinchang Xie. 2018. Logarithmic regret in the dynamic and stochastic knapsack problem. *arXiv preprint arXiv:1809.02016* .
- Babaioff, Moshe, Nicole Immorlica, David Kempe, Robert Kleinberg. 2007. A knapsack secretary problem with applications. *Approximation, randomization, and combinatorial optimization. Algorithms and techniques*. Springer, Princeton, NJ, 16–28.
- Bertsekas, Dimitri P. 2005. *Dynamic programming and optimal control (3rd edition), volume I*. Belmont, MA: Athena Scientific.
- Besbes, Omar, Assaf Zeevi. 2012. Blind network revenue management. *Operations Research* **60**(6) 1537–1550.
- Chen, Lijian, Tito Homem-de Mello. 2010. Re-solving stochastic programming models for airline revenue management. *Annals of Operations Research* **177**(1) 91–114.
- Cooper, William L. 2002. Asymptotic behavior of an allocation policy for revenue management. *Operations Research* **50**(4) 720–727.
- Ferreira, Kris, David Simchi-Levi, He Wang. 2017. Online network revenue management using Thompson sampling. *Operations Research* (forthcoming).
- Freedman, David A. 1975. On tail probabilities for martingales. *Annals of Probability* **3**(1) 100–118.
- Gallego, Guillermo, Garrett van Ryzin. 1994. Optimal Dynamic Pricing of Inventories with Stochastic Demand over Finite Horizons. *Management Science* **40**(8) 999.
- Gallego, Guillermo, Garrett van Ryzin. 1997. A multiproduct dynamic pricing problem and its applications to network yield management. *Operations Research* **45**(1) 24–41.
- Jasin, Stefanus. 2015. Performance of an LP-based control for revenue management with unknown demand parameters. *Operations Research* **63**(4) 909–915.
- Jasin, Stefanus, Sunil Kumar. 2012. A re-solving heuristic with bounded revenue loss for network revenue management with customer choice. *Mathematics of Operations Research* **37**(2) 313–345.

- Jasin, Stefanus, Sunil Kumar. 2013. Analysis of deterministic LP-based booking limit and bid price controls for revenue management. *Operations Research* **61**(6) 1312–1320.
- Kleinberg, Robert. 2005. A multiple-choice secretary algorithm with applications to online auctions. *Proceedings of the sixteenth annual ACM-SIAM symposium on Discrete algorithms*. Society for Industrial and Applied Mathematics, PA, USA, 630–631.
- Kleywegt, Anton J, Jason D Papastavrou. 1998. The dynamic and stochastic knapsack problem. *Operations Research* **46**(1) 17–35.
- Liu, Qian, Garrett van Ryzin. 2008. On the choice-based linear programming model for network revenue management. *Manufacturing & Service Operations Management* **10**(2) 288–310.
- Maglaras, Constantinos, Joern Meissner. 2006. Dynamic pricing strategies for multiproduct revenue management problems. *Manufacturing & Service Operations Management* **8**(2) 136–148.
- Pollard, David. 2015. A few good inequalities. [Http://www.stat.yale.edu/~pollard/Books/Mini/Basic.pdf](http://www.stat.yale.edu/~pollard/Books/Mini/Basic.pdf).
- Reiman, Martin I., Qiong Wang. 2008. An asymptotically optimal policy for a quantity-based network revenue management problem. *Mathematics of Operations Research* **33**(2) 257–282.
- Secomandi, Nicola. 2008. An analysis of the control-algorithm re-solving issue in inventory and revenue management. *Manufacturing & Service Operations Management* **10**(3) 468–483.
- Shevtsova, Irina. 2011. On the absolute constants in the berry-esseen type inequalities for identically distributed summands. *arXiv preprint arXiv:1111.6554* .
- Talluri, Kalyan, Garrett van Ryzin. 1998. An analysis of bid-price controls for network revenue management. *Management Science* **44**(11) 1577–1593.
- Talluri, Kalyan, Garrett van Ryzin. 2004a. Revenue management under a general discrete choice model of consumer behavior. *Management Science* **50**(1) 15–33.
- Talluri, Kalyan T., Garrett van Ryzin. 2004b. *The Theory and Practice of Revenue Management*. No. 68 in International series in operations research & management science, Kluwer Academic Publishers, Boston, Mass.
- Vera, Alberto, Siddhartha Banerjee. 2018. The bayesian prophet: A low-regret framework for online decision making. Available at SSRN: <https://ssrn.com/abstract=3158062> .
- Williamson, Elizabeth Louise. 1992. Airline network seat inventory control: Methodologies and revenue impacts. Ph.D. thesis, Massachusetts Institute of Technology.
- Wu, Huasen, R Srikant, Xin Liu, Chong Jiang. 2015. Algorithms with logarithmic or sublinear regret for constrained contextual bandits. *Advances in Neural Information Processing Systems*. 433–441.

Appendix.

A. Additional Results

A.1. A note on the DLP upper bound

In the paper, we establish the revenue loss of heuristics by comparing their revenues to the hindsight optimum upper bound v^{HO} . This bound is tighter than the DLP upper bound v^{DLP} . The following result suggests that v^{DLP} is not an appropriate benchmark to prove $O(1)$ revenue loss, because even the gap between the optimal policy v^* and v^{DLP} is $\Omega(\sqrt{T})$.

PROPOSITION 4. *The gap between the optimal value of the DLP and the optimal value obtained by dynamic programming is bounded below by*

$$v^{\text{DLP}} - v^* = \Omega(\sqrt{T}).$$

Proof of Proposition 4. To prove Proposition 4, we consider the following instance. In this instance, there is only one class of customer and one type of resource. So for simplicity, we will suppress the subscriptions. Suppose the expected number of arrivals in one period is Poisson process with rate λ . The revenue earned by accepting a customer is 1. The resource has the capacity λT and the amount of the resource used to serve one customer is 1. Therefore, the DLP formulation is given by

$$\max_x \left\{ Tx \mid x \leq \lambda T/T = \lambda, 0 \leq x \leq \lambda \right\}.$$

It easily verified that, we have $x^* = \lambda$ and thus $v^{\text{DLP}} = \lambda T$.

On the other hand, it is obvious that the optimal policy is to admit all customers in $[0, T]$ subject to the capacity constraint. Specifically, the optimal number of the admitted customers is either the number of the arriving customers in $[0, T]$ or the capacity level, whichever is lower. Therefore, the optimal revenue of the above problem instance is given by

$$v^* = \mathbb{E}[\min(\Lambda(T), \lambda T)] = \lambda T - \mathbb{E}[\max(\lambda T - \Lambda(T), 0)] = \lambda T - \sqrt{\lambda T} \mathbb{E} \left[\max \left(\frac{\lambda T - \Lambda(T)}{\sqrt{\lambda T}}, 0 \right) \right].$$

From the Markov's inequality, it follows that

$$\mathbb{E} \left[\max \left(\frac{\lambda T - \Lambda(T)}{\sqrt{\lambda T}}, 0 \right) \right] \geq \mathbb{P} \left(\max \left(\frac{\lambda T - \Lambda(T)}{\sqrt{\lambda T}}, 0 \right) \geq 1 \right).$$

Consequently, we can write

$$\begin{aligned} v^* &\leq \lambda T - \sqrt{\lambda T} \mathbb{P} \left(\max \left(\frac{\lambda T - \Lambda(T)}{\sqrt{\lambda T}}, 0 \right) \geq 1 \right) \\ &= \lambda T - \sqrt{\lambda T} \mathbb{P} \left(\frac{\lambda T - \Lambda(T)}{\sqrt{\lambda T}} \geq 1 \right) \\ &= \lambda T - \sqrt{\lambda T} (1 - F_T(1)), \end{aligned} \tag{5}$$

where F_T is the cumulative distribution function of $\frac{\lambda T - \Lambda(T)}{\sqrt{\lambda T}}$. Let Φ denote the cumulative distribution function of standard normal distribution. Since

$$1 - F_T(1) = 1 - \Phi(1) + \Phi(1) - F_T(1) \geq 1 - \Phi(1) - |F_T(1) - \Phi(1)|. \tag{6}$$

We use the Berry-Esseen theorem (Lemma 1 in Appendix D) to bound $|F_T(1) - \Phi(1)|$. Let $X_i = \lambda - (\Lambda(i) - \Lambda(i-1))$ for $i = 1, \dots, T$. From the stationary and independent increment properties of Poisson processes, we observe that X_i are i.i.d. with $E[X_1] = 0$, $E[X^2] = \lambda$ and $E[|X_1^3|] = \lambda$. Since

$$\frac{X_1 + \dots + X_T}{\sqrt{\lambda T}} = \frac{\lambda T - \Lambda(T)}{\sqrt{\lambda T}},$$

from Lemma 1 we have

$$|F_T(1) - \Phi(1)| \leq \frac{0.4748\lambda}{\sqrt{\lambda^3 T}} = \frac{0.4748}{\sqrt{\lambda T}}. \quad (7)$$

Combining (5), (6) and (7), we can write

$$v^* \leq \lambda T - \sqrt{\lambda T} \left(1 - \Phi(1) - \frac{0.4748}{\sqrt{\lambda T}} \right) = \lambda T - \sqrt{\lambda T}(1 - \Phi(1)) + 0.4748.$$

Since $v^{\text{DLP}} = \lambda T$ and $1 - \Phi(1) = 0.1587$, it follows that

$$v^{\text{DLP}} - v^* \geq 0.1587\sqrt{\lambda T} - 0.4748 = \Omega(\sqrt{T}). \quad \square$$

A.2. Revenue loss of static probabilistic allocation

The following result is a well-known in the revenue management literature by Gallego and van Ryzin (1994, 1997); see also Cooper (2002), Reiman and Wang (2008).

PROPOSITION 5. *The gap between the optimal value of the DLP and the optimal value obtained by the static probabilistic allocation (SPA) heuristic is bounded above by*

$$v^{\text{DLP}} - v^{\text{SPA}} = O(\sqrt{T}).$$

The constant pre-factor depends on the customer arrival rate λ_j ($\forall j \in [n]$), the revenues per customer r_j ($\forall j \in [n]$), and the BOM matrix A ; however, it does not depend on the starting capacity C_l ($\forall l \in [m]$).

Since the revenue of the optimal policy, v^* , and the hindsight optimum, v^{HO} , satisfies $v^* \leq v^{\text{HO}} \leq v^{\text{DLP}}$, a corollary of the result is $v^* - v^{\text{SPA}} = O(\sqrt{T})$ and $v^{\text{HO}} - v^{\text{SPA}} = O(\sqrt{T})$.

In the revenue management literature, this result is often proved under the additional assumption that resource capacities and customer arrivals are both scaled up at the same rate. However, the result in fact holds for arbitrary capacity levels. We need this fact in the proof of Theorem 1. To make the proof of Theorem 1 self-contained, we include a proof of the proposition below.

Proof of Proposition 5. By Eq 2, we have $v^{\text{DLP}} = T \sum_{j \in [n]} r_j x_j^*$. We bound v^{SPA} in two steps. First, consider a hypothetical setting where remaining capacities are allowed to become negative. Since SPA accepts each class j customer with probability x_j^*/λ_j if capacity constraints are ignored, the expected revenue of SPA under this hypothetical setting is

$$E \left[\sum_{j \in [n]} \int_0^T r_j \lambda_j \frac{x_j^*}{\lambda_j} dt \right] = \sum_{j \in [n]} r_j x_j^* T = v^{\text{DLP}}.$$

In reality, remaining capacity is always nonnegative, and customers must be rejected if there is insufficient capacity. So to correct the revenue calculation of the hypothetical setting, we must subtract the revenue associated with customers who are rejected due to insufficient capacity. This part of revenue is bounded by

$$\sum_{l=1}^m r_{max}^l E \left[\left(\sum_{j=1}^n a_{lj} X_j - C_l \right)^+ \right], \quad (8)$$

where X_j is the number of class j customers that would have been accepted by SPA without capacity limits, which follow a Poisson distribution with mean x_j^*T , and r_{max}^l is the largest possible revenue gain by increasing the capacity of resource l by one unit, i.e., $r_{max}^l = \max_{j \in [n]} \{r_j \mathbf{I}(a_{lj} > 0) / a_{lj}\}$. We have

$$\begin{aligned} \mathbb{E}\left[\left(\sum_{j=1}^n a_{lj}X_j - C_l\right)^+\right] &\leq \mathbb{E}\left[\left(\sum_{j=1}^n a_{lj}X_j - \sum_{j=1}^n a_{lj}x_j^*T\right)^+\right] \\ &\leq \mathbb{E}\left[\left|\sum_{j=1}^n a_{lj}X_j - \sum_{j=1}^n a_{lj}x_j^*T\right|\right] \\ &\leq \sqrt{\mathbb{E}\left[\left(\sum_{j=1}^n a_{lj}X_j - \sum_{j=1}^n a_{lj}x_j^*T\right)^2\right]}, \end{aligned}$$

where the first inequality follows the capacity constraints in DLP (2), and the last inequality follows from Cauchy-Schwarz inequality. Note that X_j 's mean and variance are both equal to x_j^*T , and X_j 's are independent for all $j \in [n]$. So

$$\mathbb{E}\left[\left(\sum_{j=1}^n a_{lj}X_j - \sum_{j=1}^n a_{lj}x_j^*T\right)^2\right] = \text{Var}\left(\sum_{j=1}^n a_{lj}X_j\right) = \sum_{j=1}^n a_{lj}^2 \text{Var}(X_j) = \sum_{j=1}^n a_{lj}^2 x_j^*T \leq \sum_{j=1}^n a_{lj}^2 \lambda_j T,$$

where the last inequality follows the demand constraints $x_j^* \leq \lambda_j$ in DLP (2). Substituting this result to Eq (8), we have

$$v^{\text{DLP}} - v^{\text{SPA}} \leq \sum_{l=1}^m r_{max}^l \mathbb{E}\left[\left(\sum_{j=1}^n a_{lj}X_j - C_l\right)^+\right] \leq \sum_{l=1}^m r_{max}^l \sqrt{\sum_{j=1}^n a_{lj}^2 \lambda_j T}. \quad \square$$

B. Proofs for Section 4

In this section, we provide complete proofs for the results on the IRT policy in Section 4.

B.1. Proof of Theorem 1

Proof of Theorem 1. Given remaining capacity $C(t_1)$ at time $t_1 \in [0, T]$, let $x(t_1)$ be an optimal solution to the following LP

$$\max_x \left\{ \sum_{j=1}^n r_j x_j \mid \sum_{j=1}^n A_j x_j \leq C(t_1) / (T - t_1), \text{ and } 0 \leq x_j \leq \lambda_j, \forall j \in [n] \right\}.$$

For any $t_2 \in (t_1, T]$, let $V^{\text{SPA}}(t_1, t_2)$ denote the revenue earned in $[t_1, t_2)$ under a static probabilistic allocation policy, where class j customers are accepted with probability $x_j(t_1) / \lambda_j$. Let $V^{\text{SPA}'}(t_1, t_2)$ be the revenue earned in $[t_1, t_2)$, where a class j customer is accepted with the following probability:

- 0, if $x_j(t_1) < \lambda_j (T - t_1)^{-1/4}$
- 1, if $x_j(t_1) > \lambda_j (1 - (T - t_1)^{-1/4})$
- $x_j(t_1) / \lambda_j$, otherwise.

Let $V^{\text{HO}}(t_1, T)$ denote the revenue earned from solving the hindsight optimum in $[t_1, T]$. That is, $V^{\text{HO}}(t_1, T)$ is the optimal revenue given the remaining capacity at t_1 and a sample path of demand in $(t_1, T]$, given by

$$V^{\text{HO}}(t_1, T) = \max_y \left\{ \sum_{j=1}^n r_j y_j \mid \sum_{j=1}^n A_j y_j \leq C(t_1), \text{ and } 0 \leq y_j \leq \Lambda_j(T) - \Lambda_j(t_1), \forall j \in [n] \right\}.$$

Consider policy IRT^2 , which re-solves at $t_1^* = T - T^{5/6}$, and re-solves again at $t_2^* = T - T^{(5/6)^2} = T - T^{25/36}$. Let v^{IRT^2} be the expected revenue of IRT^2 . The regret of this policy can be decomposed as

$$\begin{aligned} v^{\text{HO}} - v^{\text{IRT}^2} &= \mathbb{E}[V^{\text{HO}} - V^{\text{IRT}^2}] \\ &= \mathbb{E}[V^{\text{HO}} - V^{\text{HO}^1}] + \mathbb{E}[V^{\text{HO}^1} - V^{\text{HO}^2}] + \mathbb{E}[V^{\text{HO}^2} - V^{\text{IRT}^2}]. \end{aligned} \quad (9)$$

The first term of Eq (9) is bounded by $O(Te^{-\kappa T^{1/6}})$ as stated in Proposition 1. For the second term of Eq (9), the revenue of policy HO^1 and HO^2 are

$$V^{\text{HO}^1} = V^{\text{SPA}'}(0, t_1^*) + V^{\text{HO}}(t_1^*, T), \quad V^{\text{HO}^2} = V^{\text{SPA}'}(0, t_1^*) + V^{\text{SPA}'}(t_1^*, t_2^*) + V^{\text{HO}}(t_2^*, T).$$

Note that policy HO^1 and HO^2 are exactly the same during time $t \in [0, t_1^*)$, so we have

$$V^{\text{HO}^1} - V^{\text{HO}^2} = V^{\text{HO}}(t_1^*, T) - (V^{\text{SPA}'}(t_1^*, t_2^*) + V^{\text{HO}}(t_2^*, T)).$$

Applying part (1) of Proposition 1 to the remaining problem in $(t_1^*, T]$, which has a horizon length $T - t_1^* = \tau_1 = T^{5/6}$, we get

$$\mathbb{E}[V^{\text{HO}}(t_1^*, T) - (V^{\text{SPA}'}(t_1^*, t_2^*) + V^{\text{HO}}(t_2^*, T))] = O(T^{5/6} e^{-\kappa(T^{5/6})^{1/6}}) = O(T^{5/6} e^{-\kappa T^{5/36}}). \quad (10)$$

Because the revenue of IRT^2 can be decomposed as

$$V^{\text{IRT}^2} = V^{\text{SPA}'}(0, t_1^*) + V^{\text{SPA}'}(t_1^*, t_2^*) + V^{\text{SPA}}(t_2^*, T),$$

the last term of (9) can be bounded by

$$\begin{aligned} \mathbb{E}[V^{\text{HO}^2} - V^{\text{IRT}^2}] &= \mathbb{E}[V^{\text{HO}}(t_2^*, T) - V^{\text{SPA}}(t_2^*, T)] \\ &= O(\sqrt{T - t_2^*}) \\ &= O(T^{(5/6)^2/2}). \end{aligned} \quad (11)$$

Eq (11) follows the well-known result that static probabilistic allocation has a regret of $O(\sqrt{k})$ for a problem with horizon length k (see Appendix A.2).

Combining (10) and (11), Eq (9) is bounded by

$$v^{\text{HO}} - v^{\text{IRT}^2} = O(Te^{-\kappa T^{1/6}}) + O(T^{5/6} e^{-\kappa T^{5/36}}) + O(T^{25/72}). \quad (12)$$

Now, consider policy IRT^3 , which follows IRT^2 during $t \in [0, t_3^*)$, but re-solves again at time $t_3^* = T - T^{(5/6)^3}$. By the same decomposition argument, the expected regret is given by

$$\begin{aligned} v^{\text{HO}} - v^{\text{IRT}^3} &= \mathbb{E}[V^{\text{HO}} - V^{\text{HO}^1}] + \mathbb{E}[V^{\text{HO}^1} - V^{\text{HO}^2}] + \mathbb{E}[V^{\text{HO}^2} - V^{\text{HO}^3}] + \mathbb{E}[V^{\text{HO}^3} - V^{\text{IRT}^3}] \\ &= O(Te^{-\kappa T^{1/6}}) + O(T^{5/6} e^{-\kappa T^{5/36}}) + O(T^{25/36} e^{-\kappa T^{25/216}}) + O(T^{(5/6)^3/2}). \end{aligned}$$

Let $K = \left\lceil \frac{\log \log T}{\log(6/5)} \right\rceil$. Note that the policy IRT^K coincides with IRT . By induction, if the decision maker re-solves K times, where the u th re-solving time is $t_u^* = T - T^{(5/6)^u}$, the regret is given by

$$v^{\text{HO}} - v^{\text{IRT}} = v^{\text{HO}} - v^{\text{IRT}^K} = \sum_{u=0}^{K-1} O((T^{(5/6)^u} \exp(-\kappa T^{(5/6)^u/6})) + O(T^{(5/6)^K/2}). \quad (13)$$

For the first term of the right hand side of Equation (13), using the fact that $T^{(5/6)^K} \leq e$, we have

$$\begin{aligned} \sum_{u=0}^{K-1} T^{(5/6)^u} \exp(-\kappa T^{(5/6)^u/6}) &= \sum_{\ell=1}^K T^{(5/6)^{K-\ell}} \exp(-\kappa T^{(5/6)^{K-\ell}/6}) \\ &\leq \sum_{\ell=1}^K e^{(6/5)^\ell} \exp(-\kappa e^{(6/5)^\ell/6}) \\ &\leq \sum_{\ell=1}^{\infty} e^{(6/5)^\ell} \exp(-\kappa e^{(6/5)^\ell/6}) \\ &\leq \int_0^{\infty} x \exp(-\kappa x^{1/6}) = O(1). \end{aligned}$$

Thus, the first term of the right hand side of Equation (13) is $O(1)$. By the definition of constant K , we have $T^{(5/6)^{K/2}} \leq e^{1/2}$. Thus, the second term in (13) is also $O(1)$. Therefore, we have $v^{\text{HO}} - v^{\text{IRT}} = O(1)$. In addition, this constant factor is independent of the time horizon T and the capacity vector C . \square

B.2. Proof of Proposition 1

Throughout this subsection, we focus on policies IRT¹ and HO¹ with only one re-solving at $t_1^* = T - T^{5/6}$. We write $t^* := t_1^*$ for simplicity. Let $\Gamma(T) = \alpha \sum_{j: x_j^* = \lambda_j} |\Lambda_j(T) - \lambda_j T|$, where α is a constant whose value is determined by the BOM matrix $A = (a_{lj})_{l \in [m], j \in [n]}$. More specifically, α is the maximum absolute value of the elements in the inverses of all invertible submatrices of the BOM matrix A . In a special case when all entries of A are either 0 or 1, we have $\alpha \leq \max\{1, m \wedge n - 1\}$. We let $\Delta_j(t)$ be the deviation of the number of arrivals of class j customer from its mean in $(t, T]$, i.e., $\Delta_j(t) = \Lambda_j(T) - \Lambda_j(t) - \lambda_j(T - t)$. Define $\tilde{z}_j(t)$ as the number of class j customers accepted up to time t if the algorithm were allowed to go over the capacity limits. For all $j \in [n]$, we define the following events:

$$E_{1,j} = \{(T - t^*)x_j^* - \tilde{z}_j(t^*) + t^*x_j^* \geq \Gamma(T)\}, \quad (14)$$

$$E_{2,j} = \{(T - t^*)(\lambda_j - x_j^*) + \tilde{z}_j(t^*) - t^*x_j^* \geq \Gamma(T) + |\Delta_j(t^*)|\}. \quad (15)$$

The event E is defined as

$$E = \left(\bigcap_{j: x_j^* \geq \lambda_j T^{-1/4}} E_{1,j} \right) \cap \left(\bigcap_{j: x_j^* \leq \lambda_j (1 - T^{-1/4})} E_{2,j} \right). \quad (16)$$

Now we will prove Proposition 1.

Proof of Proposition 1. For all $j : x_j^* < \lambda_j T^{-1/4}$, $\tilde{z}_j(t^*) = 0 \leq T x_j^*$. For all $j : x_j^* \geq \lambda_j T^{-1/4}$, event E in (16) implies $\tilde{z}_j(t^*) \leq (T - t^*)x_j^* + t^*x_j^* = T x_j^*$. So, suppose event E holds, the capacity constraints for all resources are satisfied up to period t^* , and we have $z_j(t^*) = \tilde{z}_j(t^*)$.

If $x_j^* < \lambda_j T^{-1/4}$, we have $\bar{z}_j - z_j(t^*) = \bar{z}_j - 0 \geq 0$. (Recall that \bar{z}_j is the solution to the hindsight optimum; see Section 2.2.2.) Otherwise, suppose event E holds, by Lemma 5 in Appendix D, we have

$$\bar{z}_j - z_j(t^*) \geq T x_j^* - \Gamma(T) - z_j(t^*) + t^*x_j^* - t^*x_j^* = (T - t^*)x_j^* - \Gamma(T) - (z_j(t^*) - t^*x_j^*) \geq 0, \quad (17)$$

where (17) follows from the condition (14) and the fact that $z_j(t^*) = \tilde{z}_j(t^*)$.

Similarly, if $x_j^* > \lambda_j(1 - T^{-1/4})$, we have $z_j(t^*) + \Lambda_j(T) - \Lambda_j(t^*) - \bar{z}_j \geq \Lambda_j(t^*) + \Lambda_j(T) - \Lambda_j(t^*) - \Lambda_j(T) = 0$. Otherwise, suppose event E holds, by Lemma 5, we have

$$\begin{aligned}
z_j(t^*) + \Lambda_j(T) - \Lambda_j(t^*) - \bar{z}_j &= z_j(t^*) + (T - t^*)\lambda_j + \Delta_j(t^*) - \bar{z}_j \\
&\geq z_j(t^*) + (T - t^*)\lambda_j + \Delta_j(t^*) - Tx_j^* - \Gamma(T) \\
&= (z_j(t^*) - t^*x_j^*) + (T - t^*)(\lambda_j - x_j^*) + \Delta_j(t^*) - \Gamma(T) \\
&\geq (T - t^*)(\lambda_j - x_j^*) + (z_j(t^*) - t^*x_j^*) - |\Delta_j(t^*)| - \Gamma(T) \\
&\geq 0,
\end{aligned} \tag{18}$$

where (18) follows from the condition (15) and the fact that $z_j(t^*) = \bar{z}_j(t^*)$.

Therefore, combining (17) and (18), we have $z_j(t^*) \leq \bar{z}_j \leq z_j(t^*) + \Lambda_j(T) - \Lambda_j(t^*)$. In other words, the decision maker would still be able to achieve the hindsight optimum if she uses probabilistic allocation up to t^* , and then gets perfect information from t^* onwards, because she can accept $\bar{z}_j - z_j(t^*)$ of class j customers. If the decision maker re-solves once at t^* , then the regret can be written as

$$v^{\text{HO}} - v^{\text{IRT}^1} = \mathbb{E}[V^{\text{HO}} - V^{\text{IRT}^1}] = \mathbb{E}[V^{\text{HO}} - V^{\text{HO}^1}] + \mathbb{E}[V^{\text{HO}^1} - V^{\text{IRT}^1}]. \tag{19}$$

where we can decompose the revenue earned under the policy HO^1 and IRT^1 as

$$V^{\text{HO}^1} = V^{\text{SPA}'}(0, t^*) + V^{\text{HO}}(t^*, T), \quad V^{\text{IRT}^1} = V^{\text{SPA}'}(0, t^*) + V^{\text{SPA}}(t^*, T).$$

Consequently, we get

$$\mathbb{E}[V^{\text{HO}^1} - V^{\text{IRT}^1}] = \mathbb{E}[V^{\text{HO}}(t^*, T) - V^{\text{SPA}}(t^*, T)] = O(\sqrt{T - t^*}) = O(T^{5/12}). \tag{20}$$

Eq (20) follows the well-known result that static probabilistic allocation without re-solving has a regret rate of $O(\sqrt{k})$ for a problem with horizon length k , where the constant factor does not depend on the capacity vector C (see e.g. Reiman and Wang 2008). For completeness, we give a proof of this result in Appendix §A.

Recall that if the event E happens, the hindsight optimal is still attainable starting from t^* . In other words, conditioned on E , the regret of HO^1 is $V^{\text{HO}} - V^{\text{HO}^1} = 0$. Therefore, the first term of (19) is given by

$$\begin{aligned}
\mathbb{E}[V^{\text{HO}} - V^{\text{HO}^1}] &= \mathbb{E}[V^{\text{HO}} - V^{\text{HO}^1} \mid E] \mathbb{P}(E) + \mathbb{E}[V^{\text{HO}} - V^{\text{HO}^1} \mid E^c] \mathbb{P}(E^c) \\
&= \mathbb{E}[V^{\text{HO}} - V^{\text{HO}^1} \mid E^c] \mathbb{P}(E^c) \\
&\leq \mathbb{E}[V^{\text{HO}} \mid E^c] \mathbb{P}(E^c).
\end{aligned} \tag{21}$$

Note that the hindsight optimum is bounded almost surely by $V^{\text{HO}} \leq \sum_{j=1}^n r_j \Lambda_j(T)$, where $\Lambda_j(T)$ is the total number of arrivals from class j . Moreover, $\Lambda_j(T)$ follows Poisson distribution with mean $\lambda_j T$. By the Poisson tail bound (see Lemma 4 in Appendix D), we have

$$\begin{aligned}
\mathbb{E}[(\Lambda_j(T) - 2\lambda_j T)^+] &= \int_0^\infty \mathbb{P}(\Lambda_j(T) - 2\lambda_j T \geq x) dx \leq \int_0^\infty 2 \exp\left(-\frac{(x + \lambda_j T)^2}{3\lambda_j T}\right) dx \\
&\leq \int_0^\infty 2 \exp\left(-\frac{(x + \lambda_j T)\lambda_j T}{3\lambda_j T}\right) dx = 6 \exp\left(-\frac{\lambda_j T}{3}\right).
\end{aligned}$$

Combining the above inequality with Eq (21), we have

$$\begin{aligned}
\mathbb{E}[V^{\text{HO}} - V^{\text{HO}^1}] &\leq \mathbb{E}[V^{\text{HO}} | E^c] \mathbb{P}(E^c) \\
&\leq \mathbb{E} \left[\sum_{j=1}^n r_j \Lambda_j(T) \middle| E^c \right] \mathbb{P}(E^c) \\
&\leq \mathbb{E} \left[\sum_{j=1}^n r_j (2\lambda_j T + (\Lambda_j(T) - 2\lambda_j T)^+) \middle| E^c \right] \mathbb{P}(E^c) \\
&\leq \sum_{j=1}^n r_j (2\lambda_j T \mathbb{P}(E^c) + \mathbb{E}[(\Lambda_j(T) - 2\lambda_j T)^+ | E^c] \mathbb{P}(E^c)) \\
&\leq \sum_{j=1}^n r_j (2\lambda_j T \mathbb{P}(E^c) + \mathbb{E}[(\Lambda_j(T) - 2\lambda_j T)^+]) \\
&\leq \sum_{j=1}^n r_j (2\lambda_j T \mathbb{P}(E^c) + 6e^{-\lambda_j T/3}). \tag{22}
\end{aligned}$$

Using the result from Lemma 6 in Appendix D and (21)–(22), we have

$$\mathbb{E}[V^{\text{HO}} - V^{\text{HO}^1}] \leq \sum_{j=1}^n r_j \left(2\lambda_j T \cdot O(e^{-\kappa T^{1/6}}) + 6e^{-\lambda_j T/3} \right) = O(Te^{-\kappa T^{1/6}}). \tag{23}$$

We can conclude from (19), (20) and (23) that

$$v^{\text{HO}} - v^{\text{IRT}^1} = O(Te^{-\kappa T^{1/6}}) + O(T^{5/12}),$$

where the big O notation hides constants that are independent of the time horizon T and the capacity vector C . \square

C. Proofs for Results in Section 5

In this section, we provide complete proofs for the results on the FR policy in Section 5.

C.1. Proof of Proposition 2

Proof of Proposition 2. Let V^{FR} denote the revenue earned under the FR policy. We know that $v^{\text{HO}} - v^{\text{FR}} = \mathbb{E}[V^{\text{HO}}] - \mathbb{E}[V^{\text{FR}}] = \mathbb{E}[V^{\text{HO}} - V^{\text{FR}}]$. From the law of total expectation, it equals to

$$\mathbb{E}[V^{\text{HO}} - V^{\text{FR}} | Q] \mathbb{P}(Q) + \mathbb{E}[V^{\text{HO}} - V^{\text{FR}} | Q^c] \mathbb{P}(Q^c), \tag{24}$$

for any event Q . Since V^{HO} is an upper bound of V^{FR} , i.e., $V^{\text{HO}} \geq V^{\text{FR}}$ a.s. and the probability of any measurable event is nonnegative, the second term of (24) is nonnegative. Consequently,

$$v^{\text{HO}} - v^{\text{FR}} \geq \mathbb{E}[V^{\text{HO}} - V^{\text{FR}} | Q] \mathbb{P}(Q).$$

That is, to complete the proof, we want to show that $\mathbb{E}[V^{\text{HO}} - V^{\text{FR}} | Q] \mathbb{P}(Q) \geq \Omega(\sqrt{T})$ for some appropriately chosen event Q .

Recall that we consider a problem instance with two classes of customers and one resource. Customers from each class arrive according to a Poisson process with rate 1. The arrivals from two classes are assumed to be independent. The initial resource capacity is T . Customers from both classes, if accepted, consume one unit of the resource, but pay different prices, $r_1 > r_2$. To proof the result, we will consider the situation when

the number of arrivals of class 1 customers in $[0, T]$ is above its mean which is T . Since the initial capacity of the resource is T , the hindsight optimal policy is to accept only class 1 customer. More specifically, we should accept T of class 1 customer and none of class 2 customer. Failing to do so will result in a positive regret.

We will partition time in the interval $[0, T]$ into 3 phases of equal length. Let T' and T'' denote the beginning of phase 2 and phase 3 respectively. In other words, $T' = T/3$ and $T'' = 2T/3$. We will define the events of the number of the arrivals of class 1 customer in each period as follows.

$$Q_1 = \{T' - 4\sqrt{T'} \leq \Lambda_1(0, T') \leq T' - 3\sqrt{T'}\}, \quad (25)$$

$$Q_2 = \{(t - T') - 2\sqrt{T'} \leq \Lambda_1(T', t) \leq (t - T') + 2\sqrt{T'}, \forall t \in (T', T'']\}, \quad (26)$$

$$Q_3 = \{T' + 6\sqrt{T'} \leq \Lambda_1(T'', T) \leq T' + 7\sqrt{T'}\}, \quad (27)$$

where Q_i restricts the number of the arrivals of class 1 customer in phase i . Let $z_j(t_1, t_2)$ denote the actual number of class j customers admitted in $(t_1, t_2]$. We will further define the events of the number of accepted customers as

$$B = \{z_2(0, T) \geq \frac{1}{6}\sqrt{T'}\}, \quad (28)$$

$$B_1 = \{z_1(0, T') < T' - 10\sqrt{T'}\}. \quad (29)$$

If the event B happens, the decision maker will admit at least $\frac{1}{6}\sqrt{T'}$ of class 2 customers which leads to a regret of at least $(r_1 - r_2)\frac{1}{6}\sqrt{T'}$ from the hindsight optimal. On the other hand, if the event B_1 happens, the decision maker will admit less than $T' - 10\sqrt{T'}$ of class 1 customer; this means that even if the decision maker admit all arrivals of class 1 customer in the second and the third phase, the total number of admitted class 1 customer is

$$z_1(0, T) < T' - 10\sqrt{T'} + T' + 2\sqrt{T'} + T' + 7\sqrt{T'} = T - \sqrt{T'},$$

which results in a regret of at least $(r_1 - r_2)\sqrt{T'}$ from the hindsight optimal. Therefore, if the event B or B_1 happens with probability that is bounded away from zero, the incurred a regret of is at least $(r_1 - r_2)\frac{1}{6}\sqrt{T'}$ from the hindsight optimal. If we can show that this event happens with positive probability, then we are done. That is, we want to show that

$$\mathbb{P}((B \cup B_1) \cap Q_1 \cap Q_2 \cap Q_3) > 0.$$

This probability can be written as

$$\begin{aligned} \mathbb{P}((B \cup B_1) \cap Q_1 \cap Q_2 \cap Q_3) &= \mathbb{P}(Q_1 \cap Q_2 \cap Q_3) - \mathbb{P}(B^c \cap B_1^c \cap Q_1 \cap Q_2 \cap Q_3) \\ &= \mathbb{P}(Q_1) \mathbb{P}(Q_2) \mathbb{P}(Q_3) - \mathbb{P}(B^c \cap B_1^c \cap Q_1 \cap Q_2 \cap Q_3) \end{aligned} \quad (30)$$

$$\geq \mathbb{P}(Q_1) \mathbb{P}(Q_2) \mathbb{P}(Q_3) - \mathbb{P}(B^c \cap B_1^c \cap Q_1 \cap Q_2), \quad (31)$$

where the first term of (30) follows since the arrivals of the customers in disjoint interval are independent, i.e., Q_1, Q_2 and Q_3 are independent, and the inequality (31) follows because the event $B^c \cap B_1^c \cap Q_1 \cap Q_2 \cap Q_3$

is a subset of the event $B^c \cap B_1^c \cap Q_1 \cap Q_2$. The remaining part of the proof relies on the results of Lemma 7 in Appendix D. Combining the result from Lemma 7 and (31), we get

$$\mathbb{P}((B \cup B_1) \cap Q_1 \cap Q_2 \cap Q_3) \geq \left(0.0013 - \frac{0.9496}{\sqrt{T'}}\right) (0.5) \left(9.8531 \times 10^{-10} - \frac{0.9496}{\sqrt{T'}}\right) - e^{-0.0026\sqrt{T'}}.$$

Therefore, the regret of FR is given by

$$\begin{aligned} v^{\text{HO}} - v^{\text{FR}} &\geq (r_1 - r_2) \frac{1}{6} \sqrt{T'} \left(\left(0.0013 - \frac{0.9496}{\sqrt{T'}}\right) (0.5) \left(9.8531 \times 10^{-10} - \frac{0.9496}{\sqrt{T'}}\right) - e^{-0.0026\sqrt{T'}} \right) \\ &=\Omega(\sqrt{T}). \quad \square \end{aligned}$$

C.2. Proof of Proposition 3

Proof Proposition 3. The FR algorithm divides the horizon $[0, T]$ into T periods: $[0, 1) \cup [1, 2) \cup \dots \cup [T-1, T]$. In each period $[t, t+1)$, the algorithm attempts to accept class j customers with probability $x_j(t)/\lambda_j$. If we ignore capacity constraints, the algorithm on average accepts $x_j(t)$ customers from class j . However, the decision maker can potentially reject customers due to capacity constraints; if that happens, the expected number of admitted class j customers in period t is less than $x_j(t)$ per period.

More specifically, let us consider the LP solved at time t :

$$\max_y \left\{ \sum_{j=1}^n r_j y_j \mid \sum_{j=1}^n A_j y_j \leq C(t), \text{ and } 0 \leq y_j \leq \lambda_j(T-t), \forall j \in [n] \right\}.$$

Let $y(t)$ be the optimal solution. The algorithm accepts customers in class j with probability $\frac{x_j(t)}{\lambda_j} = \frac{y_j(t)}{\lambda_j(T-t)}$. If there is insufficient capacity for class j in period $[t, t+1)$, two cases can happen: case 1) $A_j \not\leq C(t)$, i.e., there exists $l \in [m]$ such that $a_{lj} > C_l(t)$, so there is insufficient capacity for class j when this period starts; case 2) $A_j \leq C(t)$, namely there is sufficient capacity when this period starts, but during $[t, t+1)$ the capacity of certain resource runs out, and a class j customer that arrives at time $s \in [t, t+1)$ finds $A_j \not\leq C(s)$. For case 1), $A_j \not\leq C(t)$ implies $y_j(t) < 1$. So, the expected number of class j customers that FR would accept, but that are not accepted because of the capacity constraint in period $[t, t+1)$ is less than $\lambda_j \cdot \frac{1}{\lambda_j(T-t)} = \frac{1}{T-t}$. The revenue loss from that group of customers over the entire horizon is bounded by

$$\sum_{j=1}^n \sum_{t=0}^{T-1} r_j \frac{1}{T-t} \leq \sum_{j=1}^n r_j (\log T + 1),$$

where we use the fact that $\sum_{i=2}^T \frac{1}{i} \leq \int_{x=1}^T \frac{1}{x} dx = \log(T)$. For case 2), we note that this situation can happen *at most once* during the entire horizon for each class of customers. Since the expected number of class j customers that FR would accept, but that are not accepted because of the capacity constraint in one period is bounded above by the expected number of class j arrivals in one period which is λ_j , the revenue loss caused by case 2) is bounded by $\sum_{j=1}^n r_j \lambda_j$. We can write the expected revenue of the re-solving heuristic as

$$v^{\text{FR}} \geq \mathbb{E} \left[\sum_{t=0}^{T-1} \sum_{j=1}^n r_j x_j(t) \right] - \sum_{j=1}^n r_j (\log T + 1) - \sum_{j=1}^n r_j \lambda_j,$$

where the last two terms account for the lost sales of case 1) and case 2) respectively. Therefore, the expected revenue loss of the re-solving heuristic can be bounded by

$$v^{\text{DLP}} - v^{\text{FR}} \leq T \sum_{j=1}^n r_j x_j^* - \mathbb{E} \left[\sum_{t=0}^{T-1} \sum_{j=1}^n r_j x_j(t) \right] + \sum_{j=1}^n r_j (\log T + 1) + \sum_{j=1}^n r_j \lambda_j. \quad (32)$$

Since the solutions to the DLP(x^*) and the LP solved under the FR policy($x(t)$) only differ in the right hand side of the capacity constraints (b and $b(t)$), we can write, for any time period $[t, t+1)$,

$$\sum_{j=1}^n r_j x_j^* - \sum_{j=1}^n r_j x_j(t) \leq \sum_{l=1}^L r_{max}^l (b_l - b_l(t))^+, \quad (33)$$

where r_{max}^l is the largest possible revenue gain by increasing the capacity of resource l by one unit, i.e., $r_{max}^l = \max_{j \in [n]} \{r_j \mathbb{I}(a_{lj} > 0) / a_{lj}\}$. Equation (33) holds because r_{max}^l is an upper bound of the dual price for resource $l \in [m]$. From the definition of $b_l(i)$, we can write

$$(b_l - b_l(t))^+ = \left[\sum_{i=0}^{t-1} (b_l(i) - b_l(i+1)) \right]^+ = \left[\sum_{i=0}^{t-1} \left(\frac{C_l(i)}{T-i} - \frac{C_l(i+1)}{T-i-1} \right) \right]^+.$$

Note that $\frac{1}{T-i} = \frac{1}{T-i-1} - \frac{1}{(T-i-1)(T-i)}$, so it follows that

$$\begin{aligned} (b_l - b_l(t))^+ &= \left[\sum_{i=0}^{t-1} \left(\frac{C_l(i)}{T-i-1} - \frac{C_l(i)}{(T-i-1)(T-i)} - \frac{C_l(i+1)}{T-i-1} \right) \right]^+ \\ &= \left[\sum_{i=0}^{t-1} \left(\frac{C_l(i) - C_l(i+1)}{T-i-1} - \frac{C_l(i)}{(T-i-1)(T-i)} \right) \right]^+. \end{aligned} \quad (34)$$

Let $z_j(t)$ be the actual number of class j customers admitted in $[0, t]$. The change in the capacity of resource l is given by $C_l(i) - C_l(i+1) = \sum_{j=1}^n a_{lj} (z_j(i+1) - z_j(i))$. Because of the capacity constraint, the decision maker may fail to accept some customers. Therefore, the actual number of the admitted customers in any period is bounded above by the number of the customers admitted in that period by ignoring the capacity constraint. More specifically, we define stochastic processes $\{\tilde{z}_j(t), t \geq 1, j \in [n]\}$, such that $\tilde{z}_j(t+1) - \tilde{z}_j(t)$ follows Poisson distribution with mean $x_j(t)$ (the solution to the LP at period t). Therefore, $\tilde{z}_j(t+1) - \tilde{z}_j(t)$ is the the number of class j customers that the algorithm could have admitted if there were no capacity constraint in $[t, t+1)$. Since the number of customers who are actually admitted, $z_j(t+1) - z_j(t)$, follows the same Poisson distribution with additional rejections due to capacity constraints, we always have $z_j(t+1) - z_j(t) \leq \tilde{z}_j(t+1) - \tilde{z}_j(t)$, and therefore

$$C_l(i) - C_l(i+1) = \sum_{j=1}^n a_{lj} (z_j(i+1) - z_j(i)) \leq \sum_{j=1}^n a_{lj} (\tilde{z}_j(i+1) - \tilde{z}_j(i)).$$

We can now bound (34) by

$$(b_l - b_l(t))^+ \leq \left[\sum_{i=0}^{t-1} \left(\frac{\sum_{j=1}^n a_{lj} (\tilde{z}_j(i+1) - \tilde{z}_j(i))}{T-i-1} - \frac{b_l(i)}{T-i-1} \right) \right]^+ \quad (35)$$

$$\leq \left[\sum_{i=0}^{t-1} \left(\frac{\sum_{j=1}^n a_{lj} (\tilde{z}_j(i+1) - \tilde{z}_j(i))}{T-i-1} - \frac{\sum_{j=1}^n a_{lj} x_j(i)}{T-i-1} \right) \right]^+, \quad (36)$$

where the second term in the RHS of (35) follows from the definition of $b_l(i) = C_l(i)/(T-i)$ and the inequality of (36) follows from the definition of the re-solving LP in Algorithm 2 which is $\sum_{j=1}^n a_{lj} x_j(i) \leq b_l(i)$.

We will use the result from Lemma 8 in Appendix D to finish the proof. If we sum the inequality (33) over $t \in \{0\} \cup [T-1]$ and apply Lemma 8, it follows that

$$\begin{aligned}
T \sum_{j=1}^n r_j x_j^* - \mathbb{E} \left[\sum_{t=0}^{T-1} \sum_{j=1}^n r_j x_j(t) \right] &\leq \mathbb{E} \left[\sum_{t=0}^{T-1} \sum_{l=1}^L r_{max}^l (b_l - b_l(t))^+ \right] \\
&\leq \sum_{l=1}^L r_{max}^l K_l \sum_{t=0}^{T-1} \sqrt{\sum_{i=0}^{t-1} \frac{1}{(T-i-1)^2}} \\
&= \sum_{l=1}^L r_{max}^l K_l \sum_{t=1}^T \sqrt{\sum_{i=1}^{t-1} \frac{1}{(T-i)^2}} \\
&= \sum_{l=1}^L r_{max}^l K_l \left[\sum_{t=1}^{T-1} \sqrt{\sum_{i=1}^{t-1} \frac{1}{(T-i)^2}} + \sqrt{\sum_{i=1}^{T-1} \frac{1}{(T-i)^2}} \right] \\
&\leq \sum_{l=1}^L r_{max}^l K_l \left[\sum_{t=1}^{T-1} \sqrt{\int_1^t \frac{1}{(T-s)^2} ds} + \sqrt{\int_1^{T-1} \frac{1}{(T-s)^2} ds} + 1 \right] \\
&\leq \sum_{l=1}^L r_{max}^l K_l \left[\sum_{t=1}^{T-1} \sqrt{\frac{1}{T-t}} + \sqrt{1 - \frac{1}{T-1}} + 1 \right] \\
&\leq \sum_{l=1}^L r_{max}^l K_l (2\sqrt{T} + \sqrt{2}).
\end{aligned}$$

Combining the result to (32), we can conclude that

$$v^{\text{DLP}} - v^{\text{FR}} \leq \sum_{l=1}^L r_{max}^l K_l (2\sqrt{T} + \sqrt{2}) + nr_{max} (\log T + 1) + nr_{max} \lambda_{max} = O(\sqrt{T}),$$

where $r_{max} = \max_{j \in [n]} r_j$ and $\lambda_{max} = \max_{j \in [n]} \lambda_j$. \square

D. Lemmas

LEMMA 1 (Berry-Esseen theorem, Corollary 1 in Shevtsova (2011)). *Let X_1, X_2, \dots be independent and identically distributed random variables (i.i.d.) with $\mathbb{E}[X_1] = 0$, $\mathbb{E}[X_1^2] = \sigma^2 > 0$ and $\mathbb{E}[|X_1^3|] = \rho < \infty$. Let F_n be the cumulative distribution function of $\frac{X_1 + \dots + X_n}{\sigma\sqrt{n}}$ and Φ the cumulative distribution function of standard normal distribution. For any x and n ,*

$$|F_n(x) - \Phi(x)| \leq \frac{0.4748\rho}{\sigma^3\sqrt{n}}.$$

LEMMA 2 (Doob's maximal inequality). *Suppose M_t is a martingale with paths that are right continuous with left limits. Then, for any constant $a > 0$,*

$$\mathbb{P}(\sup_{s \leq t} |M_s| \geq a) \leq \frac{\mathbb{E}[|M_t|]}{a}.$$

LEMMA 3 (Freedman (1975)). *Given a sequence of real-valued supermartingale differences $(\xi_i, \mathcal{F}_i)_{i \in \{0\} \cup [n]}$ with $\xi_0 = 0$. Set $S_k = \sum_{i=0}^k \xi_i$ for $k \in [n]$. Then $S = (S_k, \mathcal{F}_k)_{k \in [n]}$ is a supermartingale. Let $\langle S \rangle_k = \sum_{i=1}^k \mathbb{E}[\xi_i^2 | \mathcal{F}_{i-1}]$. Suppose $\xi_i \leq 1$. Then, for all $x, v > 0$,*

$$\mathbb{P}(\exists k \in [n] : S_k \geq x, \langle S \rangle_k \leq v^2) \leq \exp\left(-\frac{x^2}{2(v^2 + x)}\right).$$

LEMMA 4 (**Poisson Tail Bound, Pollard (2015)**). *If random variable X follows a Poisson distribution with parameter $\lambda > 0$, for any constant $x > 0$, we have*

$$\mathbb{P}(|X - \lambda| \geq x) \leq 2 \exp\left(-\frac{x^2}{3\lambda}\right).$$

LEMMA 5. *There exists an optimal solution to the hindsight LP defined in (3), $\bar{z} = (\bar{z}_1, \dots, \bar{z}_n)$, such that*

$$\bar{z}_j \in [\max\{Tx_j^* - \Gamma(T), 0\}, \min\{Tx_j^* + \Gamma(T), \Lambda_j(T)\}] \quad \text{for all } j \in [n]. \quad (37)$$

Proof of Lemma 5. Theorem 4.2 in Reiman and Wang (2008) shows that there exists an optimal solution to the hindsight LP defined in (3), $\bar{z} = (\bar{z}_1, \dots, \bar{z}_n)$, such that

$$\bar{z}_j \in [Tx_j^* - \Gamma(T), Tx_j^* + \Gamma(T)] \quad \text{for all } j \in [n].$$

The lemma immediately follows since any feasible solution to the hindsight LP satisfies $0 \leq \bar{z}_j \leq \Lambda_j(T)$ for all $j \in [n]$. \square

LEMMA 6. *The probability of event E defined in (16) satisfies $\mathbb{P}(E^c) = O(n|J_\lambda| \exp(-\kappa T^{1/6}))$, where the constant κ is given by $\kappa = \frac{\lambda_{\min}}{27(\alpha|J_\lambda|+1)^2}$. The set $J_\lambda = \{j : x_j^* = \lambda_j\}$, and α is a positive constant that depends on the BOM matrix A .*

Proof of Lemma 6. We can write

$$\begin{aligned} \mathbb{P}(E^c) &= \mathbb{P}\left(\bigcup_{j: x_j^* \geq \lambda_j T^{-1/4}} E_{1,j}^c \cup \bigcup_{j: x_j^* \leq \lambda_j (1-T^{-1/4})} E_{2,j}^c\right) \\ &\leq \sum_{j: x_j^* \geq \lambda_j T^{-1/4}} \mathbb{P}(E_{1,j}^c) + \sum_{j: x_j^* \leq \lambda_j (1-T^{-1/4})} \mathbb{P}(E_{2,j}^c). \end{aligned} \quad (38)$$

First, we will bound

$$\mathbb{P}(E_{1,j}^c) = \mathbb{P}(\tilde{z}_j(t^*) - t^* x_j^* + \Gamma(T) > (T-t)x_j^*).$$

Observe that if the event $E_{1,j}^c$ happens, at least one of the following two events must happen:

$$\left\{ \tilde{z}_j(t^*) - t^* x_j^* > \frac{(T-t^*)x_j^*}{2} \right\}, \left\{ \Gamma(T) > \frac{(T-t^*)x_j^*}{2} \right\}.$$

Thus, we can apply the union bound and write

$$\mathbb{P}(E_{1,j}^c) \leq \mathbb{P}\left(\tilde{z}_j(t^*) - t^* x_j^* > \frac{(T-t^*)x_j^*}{2}\right) + \mathbb{P}\left(\Gamma(T) > \frac{(T-t^*)x_j^*}{2}\right). \quad (39)$$

Let us consider three cases: 1) $x_j^* < \lambda_j T^{-1/4}$, 2) $\lambda_j T^{-1/4} \leq x_j^* \leq \lambda_j (1-T^{-1/4})$, 3) $x_j^* > \lambda_j (1-T^{-1/4})$. Case 1) is already eliminated in definition of event E , so we focus on case 2) and 3). In Case 2), $\tilde{z}_j(t^*)$ is Poisson random variable with parameter $t^* x_j^*$. We use the Poisson tail bound (Lemma 4) to bound such events.

It follows from Lemma 4 that

$$\begin{aligned} \mathbb{P}\left(\tilde{z}_j(t^*) - t^* x_j^* > \frac{(T-t^*)x_j^*}{2}\right) &\leq 2 \exp\left(-\frac{1}{3} \left(\frac{(T-t^*)x_j^*}{2}\right)^2 \frac{1}{t^* x_j^*}\right) \\ &\leq 2 \exp\left(-\frac{(T-t^*)^2 x_j^*}{12T}\right) \\ &\leq 2 \exp\left(-\frac{(T^{5/6})^2 \cdot T^{-1/4} \lambda_j}{12T}\right) \\ &\leq 2 \exp\left(-\frac{\lambda_{\min}}{12} T^{5/12}\right), \end{aligned} \quad (40)$$

where $\lambda_{\min} = \min_{j \in [n]} \lambda_j$. In case 3), $\tilde{z}_j(t^*)$ is Poisson random variable with parameter $t^* \lambda_j$. We have

$$\begin{aligned} \mathbb{P}\left(\tilde{z}_j(t^*) - t^* x_j^* > \frac{(T-t^*)x_j^*}{2}\right) &= \mathbb{P}\left(\tilde{z}_j(t^*) - t^* \lambda_j > \frac{(T-t^*)x_j^*}{2} - t^*(\lambda_j - x_j^*)\right) \\ &\leq \mathbb{P}\left(\tilde{z}_j(t^*) - t^* \lambda_j > \frac{T^{5/6} \lambda_j / 2}{2} - \lambda_j T \cdot T^{-1/4}\right). \end{aligned}$$

Choose a constant T_0 such that $T^{5/6}/4 \geq 2T^{3/4}$ for $T \geq T_0$. It follows from the Poisson tail bound (Lemma 4) that

$$\begin{aligned} \mathbb{P}\left(\tilde{z}_j(t^*) - t^* \lambda_j > \frac{T^{5/6} \lambda_j / 2}{2} - \lambda_j T \cdot T^{-1/4}\right) &\leq 2 \exp\left(-\frac{1}{3} (T^{3/4} \lambda_j)^2 \frac{1}{t^* \lambda_j}\right) \\ &\leq 2 \exp\left(-\frac{1}{3} \frac{\lambda_j T^{3/2}}{T}\right) \\ &\leq 2 \exp\left(-\frac{\lambda_{\min}}{3} T^{1/2}\right). \end{aligned} \quad (41)$$

Let $J_\lambda = \{j : x_j^* = \lambda_j\}$. The second term can be written as

$$\begin{aligned} \mathbb{P}\left(\Gamma(T) > \frac{(T-t^*)x_j^*}{2}\right) &= \mathbb{P}\left(\alpha \sum_{j \in J_\lambda} |\Lambda_j(T) - \lambda_j T| > \frac{(T-t^*)x_j^*}{2}\right) \\ &\leq \sum_{j \in J_\lambda} \mathbb{P}\left(\alpha |\Lambda_j(T) - \lambda_j T| > \frac{(T-t^*)x_j^*}{2|J_\lambda|} \cdot I(|J_\lambda| > 0)\right) \\ &= \sum_{j \in J_\lambda} \mathbb{P}\left(|\Lambda_j(T) - \lambda_j T| > \frac{(T-t^*)x_j^*}{2\alpha|J_\lambda| + 1}\right). \end{aligned}$$

Applying the Poisson tail bound (Lemma 4) again, we have

$$\begin{aligned} \mathbb{P}\left(|\Lambda_j(T) - \lambda_j T| > \frac{(T-t^*)x_j^*}{2\alpha|J_\lambda| + 1}\right) &\leq 2 \exp\left(-\frac{1}{3} \left(\frac{(T-t^*)x_j^*}{2\alpha|J_\lambda| + 1}\right)^2 \frac{1}{\lambda_j T}\right) \\ &\leq 2 \exp\left(-\frac{(T^{5/6} \cdot \lambda_j T^{-1/4})^2}{3(2\alpha|J_\lambda| + 1)^2 \lambda_j T}\right) \\ &\leq 2 \exp\left(-\frac{\lambda_{\min}}{3(2\alpha|J_\lambda| + 1)^2} T^{1/6}\right). \end{aligned}$$

Therefore, we have

$$\mathbb{P}\left(\Gamma(T) > \frac{(T-t^*)x_j^*}{2}\right) \leq 2|J_\lambda| \exp\left(-\frac{\lambda_{\min}}{3(2\alpha|J_\lambda| + 1)^2} T^{1/6}\right). \quad (42)$$

From (39), (40), (41) and (42), it follows that

$$\mathbb{P}(E_{1,j}^c) \leq O\left(\exp\left(-\frac{\lambda_{\min}}{3(2\alpha|J_\lambda| + 1)^2} T^{1/6}\right)\right). \quad (43)$$

We can also apply the similar argument to bound $\mathbb{P}(E_{2,j}^c)$. That is, if the event $E_{2,j}^c$ happens, at least one of the following three events must happen:

$$\left\{t^* x_j^* - \tilde{z}_j(t^*) > \frac{(T-t^*)(\lambda_j - x_j^*)}{3}\right\}, \left\{\Gamma(T) > \frac{(T-t^*)(\lambda_j - x_j^*)}{3}\right\}, \left\{|\Delta_j(t^*)| > \frac{(T-t^*)(\lambda_j - x_j^*)}{3}\right\}.$$

We can apply the Poisson tail bound (Lemma 4) to these three events. We consider only case 1) and case 2) here, because case 3) is eliminated in definition of event E. For the first event, in case 1) we have $\tilde{z}_j(t^*) = 0$. It follows that

$$\mathbb{P}\left(t^* x_j^* - \tilde{z}_j(t^*) > \frac{(T-t^*)(\lambda_j - x_j^*)}{3}\right) = I\left(t^* x_j^* > \frac{(T-t^*)(\lambda_j - x_j^*)}{3}\right)$$

$$\begin{aligned}
&= I \left(\frac{(T + 2t^*)x_j^*}{3} > \frac{(T - t^*)\lambda_j}{3} \right) \\
&\leq I \left(\frac{3T\lambda_j T^{-1/4}}{3} > \frac{T^{5/6}\lambda_j}{3} \right) \\
&= I \left(T^{3/4}\lambda_j > \frac{T^{5/6}\lambda_j}{3} \right).
\end{aligned}$$

Choosing a constant T_0 such that $T^{5/6}/3 \geq T^{3/4}$ for $T \geq T_0$, we have

$$\mathbb{P} \left(t^*x_j^* - \tilde{z}_j(t^*) > \frac{(T - t^*)(\lambda_j - x_j^*)}{3} \right) \leq 0. \quad (44)$$

In case 2), $\tilde{z}_j(t^*)$ is Poisson random variable with parameter $t^*x_j^*$, thus we have

$$\begin{aligned}
\mathbb{P} \left(t^*x_j^* - \tilde{z}_j(t^*) > \frac{(T - t^*)(\lambda_j - x_j^*)}{3} \right) &\leq 2 \exp \left(-\frac{1}{3} \left(\frac{(T - t^*)(\lambda_j - x_j^*)}{3} \right)^2 \frac{1}{t^*x_j^*} \right) \\
&\leq 2 \exp \left(-\frac{(T - t^*)^2(\lambda_j - x_j^*)^2}{27T\lambda_j} \right) \\
&\leq 2 \exp \left(-\frac{(T^{5/6})^2(\lambda_j T^{-1/4})^2}{27T\lambda_j} \right) \\
&\leq 2 \exp \left(-\frac{\lambda_{\min}}{27} T^{1/6} \right).
\end{aligned} \quad (45)$$

For the second term, we have

$$\begin{aligned}
\mathbb{P} \left(\Gamma(T) > \frac{(T - t^*)(\lambda_j - x_j^*)}{3} \right) &= \mathbb{P} \left(\alpha \sum_{j \in J_\lambda} |\Lambda_j(T) - \lambda_j T| > \frac{(T - t^*)(\lambda_j - x_j^*)}{3} \right) \\
&\leq \sum_{j \in J_\lambda} \mathbb{P} \left(|\Lambda_j(T) - \lambda_j T| > \frac{(T - t^*)(\lambda_j - x_j^*)}{3\alpha|J_\lambda| + 1} \right) \\
&\leq \sum_{j \in J_\lambda} 2 \exp \left(-\frac{1}{3} \left(\frac{(T - t^*)(\lambda_j - x_j^*)}{3\alpha|J_\lambda| + 1} \right)^2 \frac{1}{\lambda_j T} \right) \\
&\leq \sum_{j \in J_\lambda} 2 \exp \left(-\frac{(T^{5/6} \cdot \lambda_j T^{-1/4})^2}{3(3\alpha|J_\lambda| + 1)^2 \lambda_j T} \right) \\
&\leq 2|J_\lambda| \exp \left(-\frac{\lambda_{\min}}{3(3\alpha|J_\lambda| + 1)^2} T^{1/6} \right).
\end{aligned} \quad (46)$$

Moreover, for the last term we have

$$\begin{aligned}
\mathbb{P} \left(|\Delta_j(t^*)| > \frac{(T - t^*)(\lambda_j - x_j^*)}{3} \right) &= \mathbb{P} \left(|\Lambda_j(T) - \Lambda_j(t^*) - \lambda_j(T - t^*)| > \frac{(T - t^*)(\lambda_j - x_j^*)}{3} \right) \\
&\leq 2 \exp \left(-\frac{1}{3} \left(\frac{(T - t^*)(\lambda_j - x_j^*)}{3} \right)^2 \frac{1}{\lambda_j(T - t^*)} \right) \\
&\leq 2 \exp \left(-\frac{T^{5/6}(\lambda_j T^{-1/4})^2}{27\lambda_j} \right) \\
&\leq 2 \exp \left(-\frac{\lambda_{\min}}{27} T^{1/3} \right).
\end{aligned} \quad (47)$$

From union bound, it follows from (44), (45), (46) and (47) that

$$\mathbb{P}(E_{2,j}^c) \leq O \left(\exp \left(-\frac{\lambda_{\min}}{27(\alpha|J_\lambda| + 1)^2} T^{1/6} \right) \right). \quad (48)$$

Let

$$\kappa = \frac{\lambda_{\min}}{27(\alpha|J_\lambda| + 1)^2},$$

The results from (38), (43) and (48) lead to

$$\mathbb{P}(E^c) = O(n|J_\lambda| \exp(-\kappa T^{1/6})),$$

where the big O notation hides an absolute constant. \square

LEMMA 7. *Probabilities of the following events are bounded by*

$$\begin{aligned} \mathbb{P}(Q_1) &\geq 0.0013 - \frac{0.9496}{\sqrt{T'}}, & \mathbb{P}(Q_2) &\geq 0.5, & \mathbb{P}(Q_3) &\geq 9.8531 \times 10^{-10} - \frac{0.9496}{\sqrt{T'}} \\ \mathbb{P}(B^c \cap B_1^c \cap Q_1 \cap Q_2) &\leq e^{-0.0026\sqrt{T'}}, \end{aligned}$$

where the events Q_1, Q_2, Q_3, B and B_1 are defined in (25)–(29) respectively.

Proof of Lemma 7. We will apply Berry-Esseen theorem (see formal statement in Lemma 1) to bound $\mathbb{P}(Q_1)$ and $\mathbb{P}(Q_3)$. The probability $\mathbb{P}(Q_1)$ can be written as

$$\begin{aligned} \mathbb{P}(Q_1) &= \mathbb{P}(T' - 4\sqrt{T'} \leq \Lambda_1(0, T') \leq T' - 3\sqrt{T'}) \\ &= \mathbb{P}\left(-4 \leq \frac{\Lambda_1(0, T') - T'}{\sqrt{T'}} \leq -3\right) \\ &= F_{T'}(-3) - F_{T'}(-4) \\ &= \Phi(-3) - \Phi(-4) - (\Phi(-3) - F_{T'}(-3)) - (F_{T'}(-4) - \Phi(-4)) \\ &\geq \Phi(-3) - \Phi(-4) - |F_{T'}(-3) - \Phi(-3)| - |F_{T'}(-4) - \Phi(-4)|, \end{aligned} \quad (49)$$

where $F_{T'}$ is a CDF of $\frac{\Lambda_1(0, T') - T'}{\sqrt{T'}}$. Recall that by the stationary and independent increment properties of Poisson processes, $\Lambda_1(0, T') - T'$ can be thought as the summation of T' i.i.d. $\Lambda_1(1) - 1$ random variables with $\mathbb{E}[\Lambda_1(1) - 1] = 0$, $\mathbb{E}[(\Lambda_1(1) - 1)^2] = 1$ and $\mathbb{E}[|\Lambda_1(1) - 1|^3] = 1$. Hence, the second and the third term of (49) can be bounded by the Berry-Esseen theorem (Lemma 1). That is, for any x , we have

$$|F_{T'}(x) - \Phi(x)| \leq \frac{0.4748}{\sqrt{T'}}. \quad (50)$$

Combining (50) to (49), we can conclude that

$$\mathbb{P}(Q_1) \geq 0.0013 - \frac{0.9496}{\sqrt{T'}}. \quad (51)$$

We will apply the same argument to bound the probability $\mathbb{P}(Q_3)$. That is, we have

$$\begin{aligned} \mathbb{P}(Q_3) &= \mathbb{P}(T' + 6\sqrt{T'} \leq \Lambda_1(T'', T) \leq T' + 7\sqrt{T'}) \\ &= \mathbb{P}\left(6 \leq \frac{\Lambda_1(T'', T) - T'}{\sqrt{T'}} \leq 7\right) \\ &= F_{T'}(7) - F_{T'}(6) \\ &\geq \Phi(7) - \Phi(6) - 2\frac{0.4748}{\sqrt{T'}} \end{aligned} \quad (52)$$

$$= 9.8531 \times 10^{-10} - \frac{0.9496}{\sqrt{T'}}, \quad (53)$$

where (52) follows from the Lemma 1. Next, to bound the probability $\mathbb{P}(Q_2)$, we will apply Doob's maximal inequality (Lemma 2). Recall that the event Q_2 is defined as

$$Q_2 = \{(t - T') - 2\sqrt{T'} \leq \Lambda_1(T', t) \leq (t - T') + 2\sqrt{T'}, \forall t \in (T', T'']\}.$$

Equivalently, this event can be re-written as

$$Q_2 = \left\{ \sup_{t \in (T', T'']} |\Lambda_1(T', t) - (t - T')| \leq 2\sqrt{T'} \right\}.$$

Hence, we have

$$\begin{aligned} \mathbb{P}(Q_2) &= \mathbb{P}\left(\sup_{t \in (T', T'']} |\Lambda_1(T', t) - (t - T')| \leq 2\sqrt{T'} \right) \\ &= 1 - \mathbb{P}\left(\sup_{t \in (T', T'']} |\Lambda_1(T', t) - (t - T')| > 2\sqrt{T'} \right). \end{aligned} \quad (54)$$

To bound the last term of (54), we first observe that $\Lambda_1(T', t) - (t - T')$ is a martingale with paths that are right continuous with left limits, so we can apply Doob's maximal inequality (Lemma 2) to (55), and then use Cauchy-Schwarz inequality in (56). We have

$$\mathbb{P}\left(\sup_{t \in (T', T'')} |\Lambda_1(T', t) - (t - T')| > 2\sqrt{T'} \right) \leq \frac{\mathbb{E}[|\Lambda_1(T', T'') - (T'' - T')|]}{2\sqrt{T'}} \quad (55)$$

$$\leq \frac{\sqrt{\mathbb{E}[(\Lambda_1(T', T'') - (T'' - T'))^2]}}{2\sqrt{T'}} \quad (56)$$

$$= \frac{\sqrt{\text{Var}(\Lambda_1(T', T''))}}{2\sqrt{T'}} = \frac{\sqrt{T'}}{2\sqrt{T'}} = 0.5. \quad (57)$$

Combining the result in (57) to (54), we get

$$\mathbb{P}(Q_2) \geq 1 - 0.5 = 0.5. \quad (58)$$

Next, we will bound the probability $\mathbb{P}(B^c \cap B_1^c \cap Q_1 \cap Q_2)$. If the event $B^c \cap B_1^c \cap Q_1 \cap Q_2$ happens, we can observe that $z_1(0, T') \leq \Lambda_1(0, T') \leq T' - 3\sqrt{T'}$ from Q_1 and $z_2(0, T') \leq z_2(0, T) < \frac{1}{6}\sqrt{T'}$ from B^c , and hence the remaining capacity at time T' will be

$$C(T') = C - z_1(0, T') - z_2(0, T') \geq T - (T' - 3\sqrt{T'}) - \frac{1}{6}\sqrt{T'} = T - T' + \frac{17}{6}\sqrt{T'}.$$

Similarly, for any time $t \in (T', T'']$, the event $B^c \cap B_1^c \cap Q_1 \cap Q_2$ implies that $z_1(0, t) \leq \Lambda_1(0, T') + \Lambda_1(T', t) \leq T' - 3\sqrt{T'} + (t - T') + 2\sqrt{T'}$ from Q_1 and Q_2 and $z_2(0, t) \leq z_2(0, T) < \frac{1}{6}\sqrt{T'}$ from B^c ; therefore, the remaining capacity at any time $t \in (T', T'']$ will be

$$C(t) = C - z_1(0, t) - z_2(0, t) \geq T - (T' - 3\sqrt{T'}) - ((t - T') + 2\sqrt{T'}) - \frac{1}{6}\sqrt{T'} = T - t + \frac{5}{6}\sqrt{T'}.$$

So the average capacity per period at time T' is

$$b(T') \geq \frac{T - T' + \frac{11}{6}\sqrt{T'}}{T - T'} = 1 + \frac{11\sqrt{T'}/6}{2T'} \geq 1 + \frac{11}{12\sqrt{T'}}, \quad (59)$$

and similarly the average capacity per period at any time $t \in (T', T'']$ is given by

$$b(t) \geq \frac{T - t + \frac{5}{6}\sqrt{T'}}{T - t} = 1 + \frac{5\sqrt{T'}/6}{T - t} \geq 1 + \frac{5}{12\sqrt{T'}}. \quad (60)$$

Recall that for the problem instance we consider, the admission probability of class 1 customer, which is obtained from the LP described in Algorithm 2, is given by $x_1(t) = \min(b(t)/\lambda_1, 1) = \min(b(t), 1)$. Thus, (59) and (60) implies that the decision maker must accept all arrivals of class 1 customer in phase 2. Hence, it follows from definition of the event Q_2 in (26) that, for any time $t \in (T', T'']$, we have

$$(t - T') - 2\sqrt{T'} \leq z_1(t, T') \leq (t - T') + 2\sqrt{T'}. \quad (61)$$

Next, B_1^c implies that we can upper bound the remaining capacity at time T' as

$$C(T') = C - z_1(0, T') - z_2(0, T') \leq T - z_1(0, T') \leq T - (T' - 10\sqrt{T'}) = T - T' + 10\sqrt{T'},$$

which results in

$$b(T') \leq \frac{T - T' + 10\sqrt{T'}}{T - T'} = 1 + \frac{10\sqrt{T'}}{T - T'} \leq 1 + \frac{5}{\sqrt{T'}}. \quad (62)$$

Similarly, we can upper bound the remaining capacity at time $t \in (T', T'']$ using the results in (61) which yields

$$\begin{aligned} C(t) &= C - z_1(0, t) - z_2(0, t) \leq T - z_1(0, T') - z_1(T', t) \\ &\leq T - (T' - 10\sqrt{T'}) - ((t - T') - 2\sqrt{T'}) = T - t + 12\sqrt{T'}. \end{aligned}$$

It follows that the upper bound of the average capacity per period at time $t \in (T', T'']$ is given by

$$b(t) \leq \frac{T - t + 12\sqrt{T'}}{T - t} = 1 + \frac{12\sqrt{T'}}{T - t} \leq 1 + \frac{12}{\sqrt{T'}}. \quad (63)$$

Combining the results from (59), (60), (62) and (63), we obtain the bound of the average capacity per period at $t \in [T', T'']$, that is,

$$1 + \frac{5}{12\sqrt{T'}} \leq b(t) \leq 1 + \frac{12}{\sqrt{T'}}, \quad (64)$$

which also implies that the solution to the LP at time $t \in [T', T'']$ satisfies $\frac{5}{12\sqrt{T'}} \leq x_2(t) \leq \frac{12}{\sqrt{T'}}$. Therefore, the probability of the event $B^c \cap B_1^c \cap Q_1 \cap Q_2$ can be written as

$$\mathbb{P}(B^c \cap B_1^c \cap Q_1 \cap Q_2) \leq \mathbb{P}\left(\frac{5}{12\sqrt{T'}} \leq x_2(t) \leq \frac{12}{\sqrt{T'}}, \forall t \in [T', T''], z_2(T', T'') < \frac{1}{6}\sqrt{T'}\right). \quad (65)$$

We will use Freedman's Inequality (Lemma 3) to bound (65). For $i \in [T']$, we let $\xi_0 = 0$ and $\xi_i = x_2(T' + i - 1) - z_2(T' + i - 1, T' + i)$. We observe that ξ_i is $\mathcal{F}_{T'+i-1}$ -measurable and $\mathbb{E}[\xi_i | \mathcal{F}_{T'+i-1}] = x_2(T' + i - 1) - z_2(T' + i - 1) = 0$. Thus, ξ_i is a martingale difference. Set

$$S_{T'} = \sum_{i=1}^{T'} \xi_i = \sum_{i=1}^{T'} x_2(T' + i - 1) - z_2(T', T').$$

Then, conditions in (65) imply that

$$S_{T'} > \frac{5}{12\sqrt{T'}}T' - \frac{1}{6}\sqrt{T'} = \frac{1}{4}\sqrt{T'}.$$

Moreover, let $\langle S \rangle_k = \sum_{i=1}^k \mathbb{E}[\xi_i^2 | \mathcal{F}_{i-1}]$ for $k \geq 1$. We have

$$\begin{aligned} \langle S \rangle_{T'} &= \sum_{i=1}^{T'} \mathbb{E}[\xi_i^2 | \mathcal{F}_{T'+i-1}] = \sum_{i=1}^{T'} \mathbb{E}[(x_2(T' + i - 1) - z_2(T' + i - 1, T' + i))^2 | \mathcal{F}_{T'+i-1}] \\ &= \sum_{i=1}^{T'} \text{Var}(z_2(T' + i - 1, T' + i) | \mathcal{F}_{T'+i-1}) = T' x_2(T' + i - 1). \end{aligned}$$

Then, conditions in (65) imply that

$$\langle S \rangle_{T'} \leq T' \frac{12}{\sqrt{T'}} = 12\sqrt{T'}.$$

Therefore, we have

$$\mathbb{P}\left(\frac{5}{12\sqrt{T'}} \leq x_2(t) \leq \frac{12}{\sqrt{T'}}, \forall t \in [T', T''], z_2(T', T'') < \frac{1}{6}\sqrt{T'}\right) \leq \mathbb{P}\left(S_{T'} > \frac{1}{4}\sqrt{T'}, \langle S \rangle_{T'} \leq 12\sqrt{T'}\right).$$

Since, for all $i \in [T']$, we have $\xi_i \leq x_2(T + i - 1) \leq \lambda_2 = 1$, we can apply Freedman's inequality (Lemma 3) and get

$$\mathbb{P}\left(S_{T'} > \frac{1}{4}\sqrt{T'}, \langle S \rangle_{T'} \leq 12\sqrt{T'}\right) \leq \exp\left(-\frac{(\sqrt{T'}/4)^2}{2(12\sqrt{T'} + \sqrt{T'}/4)}\right) = \exp\left(-\frac{1}{392}\sqrt{T'}\right) = e^{-0.0026\sqrt{T'}}. \quad \square$$

LEMMA 8 (Bound on b_i). We have $\mathbb{E}[(b_i - b_i(t))^+] \leq K_l \sqrt{\sum_{i=0}^{t-1} \frac{1}{(T-i-1)^2}}$, where $K_l = \sqrt{\sum_{j=1}^n a_{lj}^2 \lambda_j^2}$.

Proof of Lemma 8. Recall from (36) that we have

$$(b_i - b_i(t))^+ \leq \left[\sum_{i=0}^{t-1} \left(\frac{\sum_{j=1}^n a_{lj} (\tilde{z}_j(i+1) - \tilde{z}_j(i))}{T-i-1} - \frac{\sum_{j=1}^n a_{lj} x_j(i)}{T-i-1} \right) \right]^+.$$

Taking expectations on both sides yields

$$\begin{aligned} \mathbb{E}[(b_i - b_i(t))^+] &\leq \mathbb{E} \left[\left(\sum_{i=0}^{t-1} \frac{\sum_{j=1}^n a_{lj} (\tilde{z}_j(i+1) - \tilde{z}_j(i)) - \sum_{j=1}^n a_{lj} x_j(i)}{T-i-1} \right)^+ \right] \\ &\leq \mathbb{E} \left[\left| \sum_{i=0}^{t-1} \frac{\sum_{j=1}^n a_{lj} (\tilde{z}_j(i+1) - \tilde{z}_j(i)) - \sum_{j=1}^n a_{lj} x_j(i)}{T-i-1} \right| \right] \end{aligned} \quad (66)$$

$$\leq \sqrt{\mathbb{E} \left[\left(\sum_{i=0}^{t-1} \frac{\sum_{j=1}^n a_{lj} (\tilde{z}_j(i+1) - \tilde{z}_j(i)) - \sum_{j=1}^n a_{lj} x_j(i)}{T-i-1} \right)^2 \right]}. \quad (67)$$

The last line applies the Cauchy-Schwarz inequality.

Let $\{\mathcal{F}_t, 0 \leq t \leq T\}$ be the filtration generated by $\{\Lambda_j(s), 0 \leq s \leq t, j \in [n]\}$. By the law of total expectation, (67) becomes

$$\mathbb{E}[(b_i - b_i(t))^+] \leq \sqrt{\mathbb{E} \left[\mathbb{E} \left[\left(\sum_{i=0}^{t-1} \frac{\sum_{j=1}^n a_{lj} (\tilde{z}_j(i+1) - \tilde{z}_j(i)) - \sum_{j=1}^n a_{lj} x_j(i)}{T-i-1} \right)^2 \middle| \mathcal{F}_i \right] \right]}. \quad (68)$$

Since the conditional independence of the arrivals of the customers in different period implies that the arrivals of the admitted customers in different period are also conditionally independent, and each of the summands has mean zero, and the cross-terms vanish. Thus, (68) equals to

$$\mathbb{E}[(b_i - b_i(t))^+] \leq \sqrt{\mathbb{E} \left[\mathbb{E} \left[\sum_{i=0}^{t-1} \left(\frac{\sum_{j=1}^n a_{lj} (\tilde{z}_j(i+1) - \tilde{z}_j(i)) - \sum_{j=1}^n a_{lj} x_j(i)}{T-i-1} \right)^2 \middle| \mathcal{F}_i \right] \right]}.$$

From the description of the FR, we know that $\tilde{z}_j(t+1) - \tilde{z}_j(t)$ conditioned on \mathcal{F}_t is distributed as Poisson distribution with parameter $x_j(t)$ (from the Poisson thinning property). We use the definition of variance in Equation (69), and we use the observation that $x(t)$ is bounded above by λ_j because $x(t)$ is the solution to the LP in (70). It immediately follows that $E[\tilde{z}_j(t+1) - \tilde{z}_j(t)|\mathcal{F}_t] = x_j(t)$ and $\text{Var}(\tilde{z}_j(t+1) - \tilde{z}_j(t)|\mathcal{F}_t) = x_j(t)$.

Therefore, we can write

$$\begin{aligned} E[(b_l - b_l(t))^+] &\leq \sqrt{E \left[\sum_{i=0}^{t-1} \frac{1}{(T-i-1)^2} E \left[\left(\sum_{j=1}^n a_{lj} (\tilde{z}_j(i+1) - \tilde{z}_j(i)) - \sum_{j=1}^n a_{lj} x_j(i) \right)^2 \middle| \mathcal{F}_i \right] \right]} \\ &= \sqrt{E \left[\sum_{i=0}^{t-1} \frac{1}{(T-i-1)^2} \text{Var} \left(\sum_{j=1}^n a_{lj} (\tilde{z}_j(i+1) - \tilde{z}_j(i)) \middle| \mathcal{F}_i \right) \right]} \end{aligned} \quad (69)$$

$$\begin{aligned} &= \sqrt{\sum_{i=0}^{t-1} \frac{1}{(T-i-1)^2} \sum_{j=1}^n a_{lj}^2 E[\text{Var}(\tilde{z}_j(i+1) - \tilde{z}_j(i)|\mathcal{F}_i)]} \\ &= \sqrt{\sum_{i=0}^{t-1} \frac{1}{(T-i-1)^2} \sum_{j=1}^n a_{lj}^2 E[x_j(t)^2]} \\ &\leq \sqrt{\sum_{i=0}^{t-1} \frac{1}{(T-i-1)^2} \sum_{j=1}^n a_{lj}^2 \lambda_j^2} \\ &= K_l \sqrt{\sum_{i=0}^{t-1} \frac{1}{(T-i-1)^2}}, \end{aligned} \quad (70)$$

where $K_l = \sqrt{\sum_{j=1}^n a_{lj}^2 \lambda_j^2}$. \square