

Quit Using Pseudorapidity, Transverse Energy, and Massless Constituents

Jason Gallicchio^a and Yang-Ting Chien^b

^a Department of Physics, Harvey Mudd College, 301 Platt Blvd., Claremont, CA 91711, USA

^b Center for Theoretical Physics, Massachusetts Institute of Technology, Cambridge, MA 02139, USA

Use a massive jet's true-rapidity instead of its pseudorapidity, even for event displays and for determining if a jet is near a calorimeter edge. Use transverse momentum instead of transverse energy since only the former is conserved. Use massive constituents because using massless constituents reduces the jet mass by an amount proportional to the square of the number of hadrons in the jet, and can amount to several GeV. These three recommendations are important for precision measurements when jets are constructed by adding constituent 4-vectors.

QUIT USING PSEUDORAPIDITY

The geometrically defined pseudorapidity (η) of a modern (e.g. anti- k_T [1]) jet does *not* really correspond to “the η location in the detector where the jet's p_T is concentrated.” This is better captured by the true-rapidity (y) of the jet. True-rapidity is even the right cut to use to avoid the edges or cracks of the calorimeter.

The days of massless cone jets are over, and η no longer fits the intuition it used to. LHC jets are made by summing 4-vectors of “constituents.” These constituents can be truth-hadrons, calorimeter cells, tracks, or particle-flow [2] objects. We will treat these constituents as massless until the last section, so here their pseudorapidity will be equal to their true-rapidity. However, once you add massless 4-vectors together to make a jet, the jet becomes massive and its η differs from y . Here we hope to give you some intuition on the differences, and convince you to always use true-rapidity. Intuition for the differences is not easy since they become identical in the two simplest limits: when the jet 4-vector becomes massless, and also when it becomes purely transverse (perpendicular to the beam).

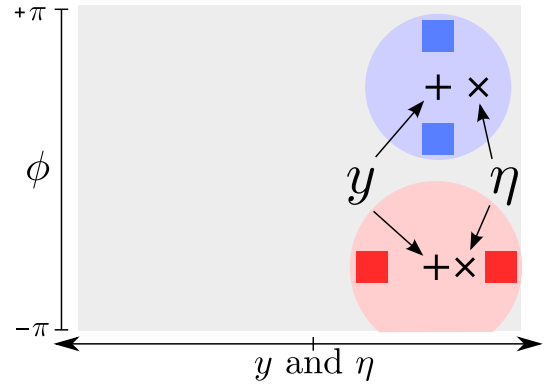
The following definitions of true-rapidity and pseudorapidity are standard at hadronic colliders and used in FastJet [3]:

y (true-rapidity) $= \tanh^{-1} \frac{p_z}{E}$ $= \frac{1}{2} \ln \frac{E + p_z}{E - p_z}$	η (pseudo-rapidity) $= \tanh^{-1} \frac{p_z}{ \vec{p} }$ $= -\ln \left(\tan \frac{\theta}{2} \right)$
--	---

For Massive 4-vectors, $|\eta| > |y|$

From the first definition, the fact that \tanh^{-1} increases monotonically, and $E > |\vec{p}|$ for massive 4-vectors, it follows that $|\eta| > |y|$. To remember the direction of the inequality, remember η blows up when the 3-vector points along the z-axis, while y stays finite for massive 4-vectors.

The figure below shows two ‘jets’, each composed of two massless constituents with equal p_T , whose location is plotted as colored squares. The + marks the jets' true-rapidity y while the \times marks the pseudorapidity η .



Blue/Vertical/ $\Delta\phi$: For the constituents' $\eta = 2$ and $\Delta\phi = 1$, the true-rapidity (y) of the 4-vector sum is also 2, but the pseudorapidity (η) is 2.13. For constituents at the same rapidity, the vector sum is at that same rapidity. However, the pseudorapidity of the sum will *always* be larger than that of the constituents. Pseudorapidity increases toward infinity as constituents separate in ϕ .

Red/Horizontal/ $\Delta\eta$: When one constituent's $\eta = 1$ and the other' $\eta = 3$, the true-rapidity (y) of the 4-vector sum is exactly the average 2, but its pseudorapidity (η) is 2.4.

In General: For any two massless 4-vectors with same p_T , you can prove that the true-rapidity (y) of the sum is always the average of the constituent rapidities, even for different ϕ — exactly what you “want” for a centroid. On the other hand, the sum's pseudorapidity depends on the constituent ϕ s: If two 3-vectors from the origin poke through the unit sphere at two points, their sum pokes through along the great circle joining those points. Great circles are not at constant latitude or η . They go closer to the pole and therefore have larger η s. In general,

- $Rap(p_1^\mu + p_2^\mu) = (\eta_1 + \eta_2)/2$ when the two massless constituents have the same p_T and arbitrary ϕ .
- $PseudoRap(p_1^\mu + p_2^\mu)$ is ugly and depends on ϕ 's.

Massive Jets

If we Taylor expand pseudorapidity (η) for small m/p_T ,

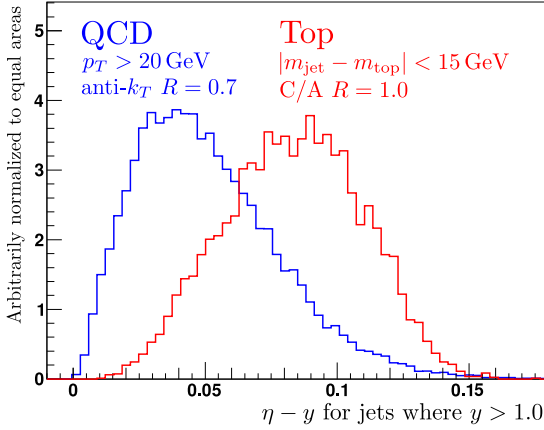
$$\eta = y + \frac{1}{2} \cos(\theta) \frac{m^2}{p_T^2} + \mathcal{O}\left(\frac{m^4}{p_T^4}\right). \quad (1)$$

For $\eta > 1$, $\cos(\theta) > 0.76$ and is rapidly approaching 1. For QCD jets, the average jet mass-squared in the small angle limit is [4]

$$\langle m^2 \rangle = C \frac{\alpha_s}{\pi} p_T^2 R^2, \quad (2)$$

where $C_{gluon} = 9$ and $C_{quark} = 4$. For QCD jets with $p_T = 20$ GeV, around 80% are gluons. Plugging in numbers, η will be around 0.05 larger than true-rapidity for $R = 0.7$ jets beyond rapidities of 1. For fat jets from a hadronic top, the difference can easily be bigger than 0.1. This is confirmed in the PYTHIA8 [5] simulations below:

Difference Between Pseudo- and True-Rapidity



Centroid's η is closer to Jet's y

Jets at hadronic colliders are roughly circular blobs in the (η, ϕ) plane of a LEGO plot. Cone jets often define a jet's (η, ϕ) as the centroid of this blob. But for anti- k_T jets, the blob's center is at the jet's *true*-rapidity.

The jet's p_T -weighted centroid is like a center-of-mass, but with p_T playing the role of mass and the 2D (η, ϕ) vector playing position. (For massless constituents, using (y, ϕ) would be numerically equivalent.) For two constituents, the η -component of this centroid is defined as

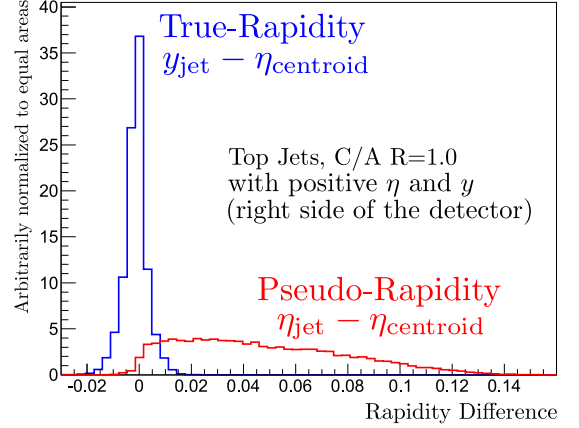
$$\eta_{\text{centroid}} = \frac{\eta_a p_T^a + \eta_b p_T^b}{p_T^a + p_T^b}. \quad (3)$$

The true-rapidity for a jet made of two massless components (even with arbitrary ϕ 's) turns out to be

$$y_{\text{jet}} = \frac{\eta_a + \eta_b}{2} + \frac{1}{2} \log \left(\frac{e^{\eta_a} p_T^a + e^{\eta_b} p_T^b}{e^{\eta_b} p_T^a + e^{\eta_a} p_T^b} \right). \quad (4)$$

When $p_T^a = p_T^b$ as in the examples plotted, both are simply the average constituent η . For different constituent p_T 's, the centroid η is still *closer* to the jet's true-rapidity than to the jet's η (an ugly mess), but it's no longer *exactly equal*. These expressions *are* equal for nearby constituents until 3rd order, where there is a $\Delta p_T \delta \eta^3$ difference. On the other hand, the jet's η isn't even equivalent at first order. This effect can be seen in the simulation below.

Difference Between Centroid and Jet



An error of 0.05 to 0.1 in a jet's "location" doesn't sound like much, but when calculating things like geometrical moments around the center of a jet, using the pseudorapidity (η) *systematically* gives the wrong "center." Since the p_T of a jet is extremely concentrated around its center, it's important to use true-rapidity.

Calorimeter Geometry

You might not want jets whose edges fall off the calorimeter or tracker. Even this geometric requirement leads to a cut on the true-rapidity of the jets, not the pseudorapidity. Anti- k_T jets of radius $R=0.5$ won't include additional soft constituents unless $\Delta R < 0.5$, as measured between a possible constituent and the jet axis. In this case, R is really a maximum radius. Fastjet calculates ΔR using the jet's true-rapidity, so it's a radius of a circle centered around $(y, \phi)_{\text{jet}}$ not $(\eta, \phi)_{\text{jet}}$. Say your calorimeter edge is at $\eta_{\text{edge}}=2.5$. To keep only jets whose constituents are completely within the calorimeter, the cut is $|y_{\text{jet}}| < \eta_{\text{edge}} - R$. Assigning a track or calorimeter cell a small mass (as discussed below) is ok too, because this only lowers its true-rapidity. The same for cracks: since most of the p_T of a jet is at its center, jets whose true-rapidities point toward a crack are the suspicious ones.

If you were cutting on pseudorapidity because you were thinking about calorimeter geometry, you were throwing out jets you no longer need to.

USE JET \vec{p}_T , NOT \vec{E}_T

For massive jets, transverse momentum (\vec{p}_T) is the right quantity rather than transverse energy (\vec{E}_T), since only the former is conserved. Expanding the ratio of these for small m/p_T ,

$$\frac{E_T}{p_T} = \frac{E}{p} = \sqrt{1 + \frac{m^2}{p^2}} \quad (5)$$

$$= \sqrt{1 + \sin^2(\theta) \frac{m^2}{p_T^2}} \quad (6)$$

$$\approx 1 + \frac{1}{2} \sin^2(\theta) \frac{m^2}{p_T^2} . \quad (7)$$

For QCD $R=0.7$ jets, the correction averages to 10%. The biggest effect occurs when the jet is purely transverse. This is unlike before, where higher rapidity jets had a greater difference between rapidity and pseudorapidity. This is especially important for missing E_T vs p_T even though “MET” is easier to pronounce than “MpT”.

MASSIVE CONSTITUENTS FOR MASSIVE JETS

Up to this point, we’ve treated the jet constituents as massless. ATLAS does treat each calorimeter deposit and track as a massless constituent when forming their jets. CMS does this for neutrals, but assigns pion-masses to charged particle-flow candidates. This make little difference for the jet’s p_T or its (y, ϕ) location, but can be a 5-20% effect on the jet mass.

When a group of particles is boosted, the fraction of their energy that comes from their rest mass (rather than their momentum) can become negligible. This is why using massless constituents makes little different to jet energy and p_T . But boosting a system should keep the the invariant mass... invariant.

For two light particles of mass m going back to back, which together form a heavy invariant-mass M . If each is made massless by rescaling its energy, their invariant-mass-squared is no longer M^2 , but $M^2 - 4m^2$. Boosting first and then making the particles massless decreases their combined invariant mass by the same amount.

For N such particles of mass m , the altered invariant mass is $M^2 - N^2 m^2$. For small m/M , the reduction in the jet mass is approximately

$$\delta M \sim -\frac{N^2 m^2}{2 M} . \quad (8)$$

Another way to estimate this is by summing constituent 4-vectors, each made up of a massless part and a small correction giving it mass m_i to leading order. Let them all go in the x -direction. The i^{th} 4-momentum is

$$\begin{aligned} p_i^\mu &\sim (E_i, E_i, 0, 0) + (0, -m_i^2/2E_i, 0, 0) \\ &\equiv p_{i0}^\mu + \Delta_i^\mu \end{aligned} \quad (9)$$

A jet made of N of these constituents has an energy of $E_{\text{jet}} = \sum_i E_i$ and an invariant mass of

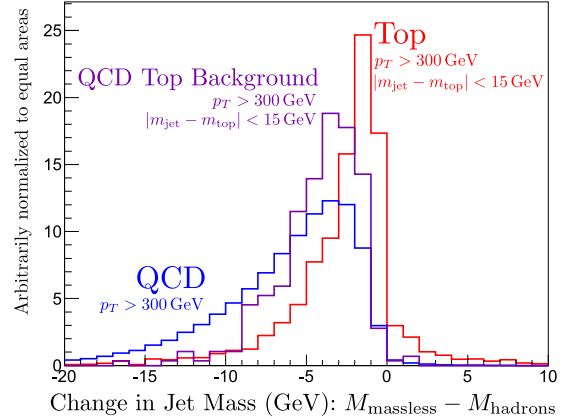
$$\begin{aligned} M^2 &= \left(\sum_i p_i^\mu \right)^2 = \left(\sum_i p_{i0}^\mu + \sum_i \Delta_i^\mu \right)^2 \\ &\sim \left(\sum_i p_{i0}^\mu \right)^2 + 2 \left(\sum_i p_{i0}^\mu \right) \cdot \left(\sum_i \Delta_i^\mu \right) \\ &= M_0^2 + 2E_{\text{jet}} \sum_i \frac{m_i^2}{2E_i} \\ &\sim M_0^2 + N^2 \langle m_i^2 \rangle \end{aligned} \quad (10)$$

This gives the same fractional error as equation (8). For a top jet, N is around a hundred, constituents are mostly pions, kaons, and protons. Plugging in,

$$\delta M_{\text{top}} \sim -\frac{100^2 \times 0.33^2}{2 \times 173} = -3 \text{ GeV} \quad (11)$$

Below is a Monte Carlo of the difference in jet mass when constituents are made massless.

Effect of Massless Constituents



All three issues addressed here lead to small changes in observed quantities, but these are within experimental resolution. This note was written in 2012 and has been circulating informally. We were asked to provide something to cite. We’d like to thank Gavin Salam, Yvonne Peters, and Matthew Schwartz for helpful discussions.

-
- [1] M. Cacciari, G. P. Salam and G. Soyez, JHEP **0804**, 063 (2008) [arXiv:0802.1189 [hep-ph]].
 - [2] CMS Collaboration, “Particle-Flow Event Reconstruction in CMS and Performance for Jets, Taus and E_T^{miss} ”, CMS PAS **PFT-09-001** (2009).
 - [3] M. Cacciari, G. P. Salam and G. Soyez, Eur. Phys. J. C **72** (2012) 1896 [arXiv:1111.6097 [hep-ph]].
 - [4] G. P. Salam, Eur. Phys. J. C **67**, 637 (2010) [arXiv:0906.1833 [hep-ph]].
 - [5] T. Sjostrand, S. Mrenna and P. Z. Skands, Comput. Phys. Commun. **178**, 852 (2008) [arXiv:0710.3820 [hep-ph]].