

# Reinterpreting Low Frequency LIGO/Virgo Events as Magnified Stellar-Mass Black Holes at Cosmological Distances.

Tom Broadhurst<sup>1,2</sup>, Jose M. Diego<sup>3</sup>, George Smoot III<sup>4,5,6</sup>

<sup>1</sup>*Department of Theoretical Physics, University of Basque Country UPV/EHU, E-48080 Bilbao, Spain*

<sup>2</sup>*IKERBASQUE, Basque Foundation for Science, E-48013 Bilbao, Spain*

<sup>3</sup>*Instituto de Física de Cantabria, CSIC-Universidad de Cantabria, E-39005 Santander, Spain*

<sup>4</sup>*AS TT & WF Chao Foundation Professor, IAS, Hong Kong University of Science and Technology, Clear Water Bay, Kowloon, 999077 Hong Kong*

<sup>5</sup>*Paris Centre for Cosmological Physics, APC, AstroParticule et Cosmologie, Université Paris Diderot, CNRS/IN2P3, CEA/Irfu, Université Sorbonne Paris Cité, 10, rue Alice Domon et Leonie Duquet, 75205 Paris CEDEX 13, France*

<sup>6</sup>*Physics Department and Lawrence Berkeley National Laboratory, University of California, Berkeley, 94720 CA, USA*

**Gravitational waves can be focussed by the gravity of an intervening galaxy, just like light, thereby magnifying binary merging events in the far Universe<sup>1</sup>. High magnification by galaxies is found to be responsible for the brightest sources detected in sky surveys<sup>2-4</sup>, but the low angular resolution of LIGO/Virgo is insufficient to check this lensing possibility directly. Here we find that the first six binary black hole (BBH) merging events reported by**

LIGO/Virgo<sup>5</sup> show clear evidence for lensing in the plane of observed mass and source distance. The four lowest frequency events follow an apparent locus in this plane, which we can reproduce by galaxy lensing, where the higher the magnification, the generally more distant the source so the wave train is stretched more by the Universal expansion, by factors of 2 – 4. This revises the reported BBH distances upwards by an order of magnitude, equal to the square root of the magnification. Furthermore, the reported black hole masses must be decreased by 2 – 4 to counter the larger stretch factor, since the orbital frequency is used to derive the black hole masses. This lowers the masses to 5 – 15 $M_{\odot}$ , well below the puzzlingly high values of 20 – 35 $M_{\odot}$  otherwise estimated<sup>6</sup>, with the attraction of finding agreement in mass with black holes orbiting stars in our own Galaxy<sup>7</sup>, thereby implying a stellar origin for the low frequency events in the far Universe. We also show that the other two BBH events of higher frequency detected by LIGO/VIRGO, lie well below the lensing locus, consistent with being nearby and unlensed. If this apparent division between local and distant lensed events is reinforced by new detections then the spins and masses of stellar black holes can be compared over a timespan of 10 billion years by LIGO/Virgo.

Prior to the first LIGO detection<sup>6</sup>, merging binary black holes (BBH) masses of 5 – 10 $M_{\odot}$  were anticipated, bracketing the range of the established black holes seen orbiting stars within our Galaxy, and consistent with prior predictions of binary star evolution of solar metallicity<sup>8</sup>. Instead, four of the six BBH events now detected by LIGO/Virgo have black hole masses reported in the range 20 – 35 $M_{\odot}$ , requiring unusually massive stellar progenitors, with minimal mass loss by stellar winds of extremely low metallicity and for which it is not clear that a common envelope can

develop to facilitate binary coalescence<sup>9,10</sup>. This difficulty has revived speculation of a primordial origin for such massive black holes of  $30M_{\odot}$ , that can qualify as cold dark matter<sup>11,12</sup>. However, this interpretation is directly unsupported by the observed high degree of microlensing observed through large dark matter columns in galaxy clusters<sup>13–16</sup>, and is disfavoured dynamically<sup>17–19</sup> and by a lack of accreting gas<sup>20,21</sup>.

Lensing offers a solution with lower black hole masses and substantially higher redshifts. Firstly it is important to appreciate that the redshift of BBH events cannot be derived directly from the inspiral wave frequencies because cosmological stretching of the wave train by  $(1+z)$  is exactly compensated by reducing the source frame chirp mass,  $M_{chirp}$ , by the same factor<sup>22</sup>. In terms of the observed “chirp mass”,  $M_z$ , in the detector frame this means:

$$M_z = (1+z)M_{Chirp} = (1+z) \frac{(m_1 m_2)^{3/5}}{(m_1 + m_2)^{1/5}} \quad (1)$$

where  $m_1$ , and  $m_2$  are rest frame masses, so:  $M_z = (1+z)M_o$ . Because gravitation is scale free, GWs from a local binary with masses  $(m_1, m_2)$  are indistinguishable by frequency dependence from distant masses  $(\frac{m_1}{1+z}, \frac{m_2}{1+z})$ . The cosmological time dilation ensures that the waveforms are shifted by precisely the necessary amount to preserve the chirp frequency profile.

The distances published for the LIGO/Virgo events are instead obtained by comparing the observed GW signal strength to the intrinsic strength predicted by General Relativity as a function of  $m_1, m_2$ , where the measured strain  $h(t)$ , is inversely proportional to the luminosity distance  $d_L$  allowing an indirect estimate of the redshift,  $z_{ind}$ , to be inferred:

$$h(t) = \sqrt{\mu} \frac{M_{chirp}^{5/6}(z)}{d_L(z_{ind})} F(t, M_{obs}, \Theta) \quad (2)$$

where  $F(t, M_{obs}, \Theta)$  combines the angular sky sensitivity, orbital inclination, spin and polarization of the binary source and its distribution is numerically estimated with a  $\simeq 40\%$  dispersion<sup>6,23</sup>. The co-alignment of the LIGO interferometers means the polarization is uncertain, resulting in large errors in the inferred luminosity distance,  $d_L$  (Figure 1)<sup>6</sup>, but this will improve for sources detectable by more interferometers. The possibility of magnification,  $\mu$ , has not been considered in the published mass and distance estimates, with the implicit assumption made that  $\mu = 1$ , perhaps because lensing is rare for a randomly sampled event with optical depths of only  $\simeq 10^{-4}$  calculated for strongly lensed sources magnified by intervening galaxies<sup>24</sup>. However, BBH events can currently be detected by LIGO/Virgo to only modest redshift,  $z \simeq 0.15$ , for  $10M_\odot$ , whereas gravitational lensing accesses a much larger volume. This is particularly true for compact sources which can be highly magnified near lensing caustics, permitting detection to  $z \simeq 2$  (as we show below), thereby compensating for the low optical depth with an enhanced volume ratio of  $\simeq 1000$ . This is further enhanced by BBH evolution linked to cosmic star formation, which peaks at  $z \simeq 2$  with an order of magnitude or more rate enhancement<sup>25</sup>, so a significant presence of lensed events should not be surprising.

The lensing enhancement of the GW signal strength,  $h(t) \propto \sqrt{\mu}$ , means the inferred luminosity distance,  $d_{inferred}$  underestimates the real source distance,  $d_s$  by the square root of the magnification<sup>23,32</sup>:  $d_L = d_s/\sqrt{\mu}$ . For example, a lensed source at  $z_s = 2.0$  will be assigned a low redshift of  $z_{inferred} = 0.15$  when magnified by a factor of  $\simeq 200$ , and hence an intrinsic chirp mass of  $10M_\odot$  is overestimated by a factor of  $3.0/1.15$ , becoming  $M_{chirp} \simeq 30M_\odot$ , similar to the puzzlingly high chirp mass events of low frequency detected by LIGO/Virgo. Such high magnifi-

cations are not unusual for compact like AGN<sup>26</sup> and lensed high redshift stars discovered recently, for which magnifications exceeding  $10^3$  are found<sup>13,15,16</sup>. The region of intense GW emission detected by LIGO/Virgo is tiny,  $< 10^3$  km, and hence this can lie very close in projection to a lensing caustic, receiving high magnification.

In Figure 1 we plot the chirp masses and distances inferred by LIGO/Virgo assuming no lens magnification for the six BBH detections, with a surprising result that the four lowest frequency events follow a surprising trend of increasing chirp mass with decreasing distance, whereas the two relatively low mass events of  $M_{chirp} = 8 - 9M_{\odot}$  lie well off this apparent locus, falling in the mass range of black holes in our Galaxy. This behaviour is more puzzling when considering just how much further away the high chirp mass events could have been detected given their measured signal strength. In particular, the two largest chirp mass events lie within just the closest 8% and 16% of their maximum available volumes. The opposite behaviour should be expected given the expected strong evolution, so that most events should lie at the upper end of their detectable volumes, near the detection threshold, with a mean  $V/V_{max} \simeq 0.7^{27}$ ,

We now populate Figure 1 with events predicted by lensing due to the intervening galaxy population, together with the distribution of unlensed events for various illustrative choices of BBH mass function and event rate evolution. The prediction follows the well understood optical depth that is dominated by galaxy lensing (not clusters<sup>28</sup>) that accounts for the recent Herschel satellite detection of large samples of lensed high redshift star forming galaxies<sup>2-4</sup>. Micro-lensing can be neglected as the wavelengths emitted are so long that stars within galaxies are too small to act as

deflectors<sup>29</sup>. The form of the high magnification relation,  $P(> \mu) \propto \mu^{-2}$ , is strictly set by the universal caustic relation, and has been found to be precisely followed with ray tracing through large cosmological simulations<sup>30,31</sup>. We include the frequency sensitivity of LIGO which rapidly raises at low frequency making chirp masses higher than  $\simeq 35M_{\odot}$  hard to detect.

This well defined calculation of optical depth as a function of magnification is now applied to the BBH source population for illustrative choices of mass function and event rate evolution. Irrespective of the details we see in Figures 1&2 that some proportion of lensed events is inevitable at higher chirp mass, with the most magnified events misattributed to the smallest inferred distances. A mildly log-normal mass function matches the data well, as shown in Figure 1(left), motivated by the Galactic mass distribution, centered on  $\simeq 8M_{\odot}$ , with a modest dispersion in the log of  $\Delta \log M_{Chirp} = 1.5M_{\odot}$  (Figure 3), and normalized at the lower end of published estimates of  $\simeq 10 \text{ events/yr/Gpc}^3$  (Figure 3), reflecting just the two low chirp mass events, for self consistency, as these have masses falling squarely within the mass function used here. We can understand the observed trend of increasing chirp mass with decreasing distance follows from a generally increasing trend of magnification with increasing redshift, as seen in Figure 1 (right), with redshift in the range  $0.5 < z < 3.0$  and intrinsic chirp masses reduced by  $(1 + z)$ . For this solution the two low mass events are well centered within the predicted distribution of unlensed events, as shown in Figure 1 (left). Relatively steeper evolution (Figure 3) helps enhance the proportion of lensed events to match the data and the redshift separation between the unlensed and lensed events produces a central "gap" in the the chirp mass distribution. This evolution is more in line with binary star coalescence, which is predicted to decline by nearly two orders of magnitude

since  $z \simeq 2 - 3$ , favouring sub-solar metallicity<sup>8</sup> and for which BBH formation is predicted to be relatively efficient<sup>9</sup>.

For narrower choices of intrinsic mass functions (Figure 3), using a Gaussian with  $\sigma = 1.5M_{\odot}$  or a delta function centered at  $8M_{\odot}$  (Figure 3), the predicted lensed sources fall short of the two most massive LIGO/Virgo events, as shown in Figure 2 (left & center), indicating we need a modest tail of high mass events, as in Figure 1, or perhaps black holes masses that were somewhat higher at  $z > 1$  than today. This interesting possibility of mass evolution can be tested in a model independent way with more detections, because the lensing predictions can be based directly on the observed distribution of low chirp mass events. The lowest proportion of lensed events is produced by a broad log-normal mass function, Figure 2 (right), as then unlensed events dominate because the relatively massive tail is detectable to greater depth, and so lensed events become a small proportion, confirming earlier work based on relatively shallow power-law mass function<sup>23,32</sup>. But this solution over produces low chirp mass events with a distribution quite unlike the current data, which has relatively few low mass events, Figure 2 (right).

At high magnifications, multiply lensed events are expected with time delays of hours-week particularly for events with  $M_{chirp} > 15M_{\odot}$  where lensing appears to dominate. The most magnified sources near the cusp of a lensing caustic will lie predominantly in the relatively large area outside caustic cusps, resulting in a pair of images with a large magnification ratio<sup>26</sup> where the weaker event appears last due to the longer time delay through the center of the potential<sup>34</sup> and may suffer a distinguishing phase shift<sup>33</sup>, but generally will fall well below the current detection

threshold. Detectable repeated events are currently restricted to those of similar strength, within a factor of two in magnification, as currently the detections span only a factor of two in signal-to-noise. This includes image pairs closely straddling the critical curve, with very similar high magnifications, where a time delay of a few hours can be expected. The most overhead event will provide the strongest detection, with the other event usually below the detection limit, as the detectors are revolved by Earth's rotation away from the overhead position, falling to zero at the horizon. Such events may be recovered from the data stream at lower SNR and should be found more easily with additional interferometers, covering a wider longitude range with more uniform sensitivity.

In conclusion, it would be surprising if the strain limited detections from LIGO/Virgo did not contain a significant proportion of highly gravitationally lensed events from higher redshifts, beyond the nominal unlensed detection volume. If the source of BBH has a similar mass distribution to the Galactic binary BHs, then these highly lensed events would show up as having apparently higher masses because of the cosmological redshift of the chirp to lower frequency. If the parent BH mass distribution is narrow and there is strong evolution of such binaries, then half the detected events might be the result of strong magnification from higher redshift. This is what we claim is most consistent with the observed LIGO/Virgo events detected thus far. We can predict then that future observations will see a similar distribution and that it is possible that at some point two images of the same event might be detected as more detectors come on line. We also predict that a reduction in low frequency detector noise will result in the detection of events with very high chirp masses, up to  $\simeq 50M_{\odot}$ , corresponding to lensed sources in the high mass tail,  $M_{chirp} > 10M_{\odot}$  with  $z > 2$ .



1. Wang, Y., Stebbins, A. & Turner, E. L. Gravitational Lensing of Gravitational Waves from Merging Neutron Star Binaries. *Physical Review Letters* **77**, 2875–2878 (1996). astro-ph/9605140.
2. Wardlow, J. L. *et al.* HerMES: Candidate Gravitationally Lensed Galaxies and Lensing Statistics at Submillimeter Wavelengths. *Astrophysical Journal* **762**, 59 (2013). 1205.3778.
3. Bussmann, R. S. *et al.* Gravitational Lens Models Based on Submillimeter Array Imaging of Herschel-selected Strongly Lensed Sub-millimeter Galaxies at  $z > 1.5$ . *Astrophysical Journal* **779**, 25 (2013). 1309.0836.
4. Negrello, M. *et al.* The Detection of a Population of Submillimeter-Bright, Strongly Lensed Galaxies. *Science* **330**, 800 (2010). 1011.1255.
5. Abbott, B. P. *et al.* Binary Black Hole Mergers in the First Advanced LIGO Observing Run. *Physical Review X* **6**, 041015 (2016). 1606.04856.
6. Abbott, B. P. *et al.* Observation of Gravitational Waves from a Binary Black Hole Merger. *Physical Review Letters* **116**, 061102 (2016). 1602.03837.
7. Remillard, R. A. & McClintock, J. E. X-Ray Properties of Black-Hole Binaries. *Annual Review of Astronomy & Astrophysics* **44**, 49–92 (2006). astro-ph/0606352.
8. Dominik, M. *et al.* Double Compact Objects. II. Cosmological Merger Rates. *Astrophysical Journal* **779**, 72 (2013). 1308.1546.

9. Belczynski, K. *et al.* The Effect of Metallicity on the Detection Prospects for Gravitational Waves. *Astrophysical Journal, Letters* **715**, L138–L141 (2010). 1004.0386.
10. Abbott, B. P. *et al.* Astrophysical Implications of the Binary Black-hole Merger GW150914. *Astrophysical Journal, Letters* **818**, L22 (2016). 1602.03846.
11. Bird, S. *et al.* Did LIGO Detect Dark Matter? *Physical Review Letters* **116**, 201301 (2016). 1603.00464.
12. Carr, B., Kühnel, F. & Sandstad, M. Primordial black holes as dark matter. *Physical Review D* **94**, 083504 (2016). 1607.06077.
13. Kelly, P. L. *et al.* An individual star at redshift 1.5 extremely magnified by a galaxy-cluster lens. *ArXiv e-prints* (2017). 1706.10279.
14. Venumadhav, T., Dai, L. & Miralda-Escudé, J. Microlensing of Extremely Magnified Stars near Caustics of Galaxy Clusters. *Astrophysical Journal* **850**, 49 (2017). 1707.00003.
15. Diego, J. M. *et al.* Dark matter under the microscope: Constraining compact dark matter with caustic crossing events. *ArXiv e-prints* (2017). 1706.10281.
16. Oguri, M., Diego, J. M., Kaiser, N., Kelly, P. L. & Broadhurst, T. Understanding caustic crossings in giant arcs: characteristic scales, event rates, and constraints on compact dark matter. *ArXiv e-prints* (2017). 1710.00148.
17. Brandt, T. D. Constraints on MACHO Dark Matter from Compact Stellar Systems in Ultra-faint Dwarf Galaxies. *Astrophysical Journal, Letters* **824**, L31 (2016). 1605.03665.

18. Koushiappas, S. M. & Loeb, A. Dynamics of Dwarf Galaxies Disfavor Stellar-Mass Black Holes as Dark Matter. *Physical Review Letters* **119**, 041102 (2017). 1704.01668.
19. Green, A. M. Astrophysical uncertainties on stellar microlensing constraints on multisolar mass primordial black hole dark matter. *Physical Review D* **96**, 043020 (2017). 1705.10818.
20. Ali-Haïmoud, Y. & Kamionkowski, M. Cosmic microwave background limits on accreting primordial black holes. *Physical Review D* **95**, 043534 (2017). 1612.05644.
21. Gaggero, D. *et al.* Searching for Primordial Black Holes in the Radio and X-Ray Sky. *Physical Review Letters* **118**, 241101 (2017). 1612.00457.
22. Finn, L. S. Binary inspiral, gravitational radiation, and cosmology. *Physical Review D* **53**, 2878–2894 (1996). gr-qc/9601048.
23. Ng, K. K. Y., Wong, K. W. K., Li, T. G. F. & Broadhurst, T. Precise LIGO Lensing Rate Predictions for Binary Black Holes. *Phys. Rev.* **B96**, 155205 (2017). 1703.06319.
24. Turner, E. L., Ostriker, J. P. & Gott, J. R., III. The statistics of gravitational lenses - The distributions of image angular separations and lens redshifts. *Astrophysical Journal* **284**, 1–22 (1984).
25. Madau, P. & Dickinson, M. Cosmic Star-Formation History. *Annual Review of Astronomy & Astrophysics* **52**, 415–486 (2014). 1403.0007.
26. Broadhurst, T. & Lehar, J. A Gravitational Lens Solution for the IRAS Galaxy FSC 10214+4724. *Astrophysical Journal, Letters* **450**, L41 (1995). astro-ph/9505013.

27. Schmidt, M. Statistical Studies of the Evolution of Extragalactic Radio Sources. I. Quasars. *Astrophysical Journal* **176**, 273 (1972).
28. Smith, G. P. *et al.* What if LIGO's gravitational wave detections are strongly lensed by massive galaxy clusters? *Monthly Notes of Royal Astronomical Society* (2018). 1707.03412.
29. Nakamura, T. T. Gravitational Lensing of Gravitational Waves from Inspiring Binaries by a Point Mass Lens. *Physical Review Letters* **80**, 1138–1141 (1998).
30. Hilbert, S., White, S. D. M., Hartlap, J. & Schneider, P. Strong-lensing optical depths in a  $\Lambda$ CDM universe - II. The influence of the stellar mass in galaxies. *Monthly Notes of Royal Astronomical Society* **386**, 1845–1854 (2008). 0712.1593.
31. Zackrisson, E. *et al.* Primordial star clusters at extreme magnification. *Monthly Notes of Royal Astronomical Society* **449**, 3057–3063 (2015). 1411.6628.
32. Dai, L., Venumadhav, T. & Sigurdson, K. Effect of lensing magnification on the apparent distribution of black hole mergers. *Physical Review D* **95**, 044011 (2017). 1605.09398.
33. Dai, L. & Venumadhav, T. On the waveforms of gravitationally lensed gravitational waves. *ArXiv e-prints* (2017). 1702.04724.
34. Blandford, R. & Narayan, R. Fermat's principle, caustics, and the classification of gravitational lens images. *Astrophysical Journal* **310**, 568–582 (1986).

T.J.B. thanks the IAS/HKUST for generous hospitality, and useful conversations with KS Cheng, Nick Kaiser, Tjonnje Li, Ken Ng, and Henry Tye. J. M. D. acknowledges the support of project

AYA2015-64508-P(MINECO/FEDER, UE) and hospitality of UPenn.

All authors contributed significantly to this work.

**Author Information** The authors declare no competing financial interests. Correspondence and requests for materials should be addressed to [tom.j.broadhurst@gmail.com](mailto:tom.j.broadhurst@gmail.com)

**Competing financial interests** The authors declare no competing financial interests.

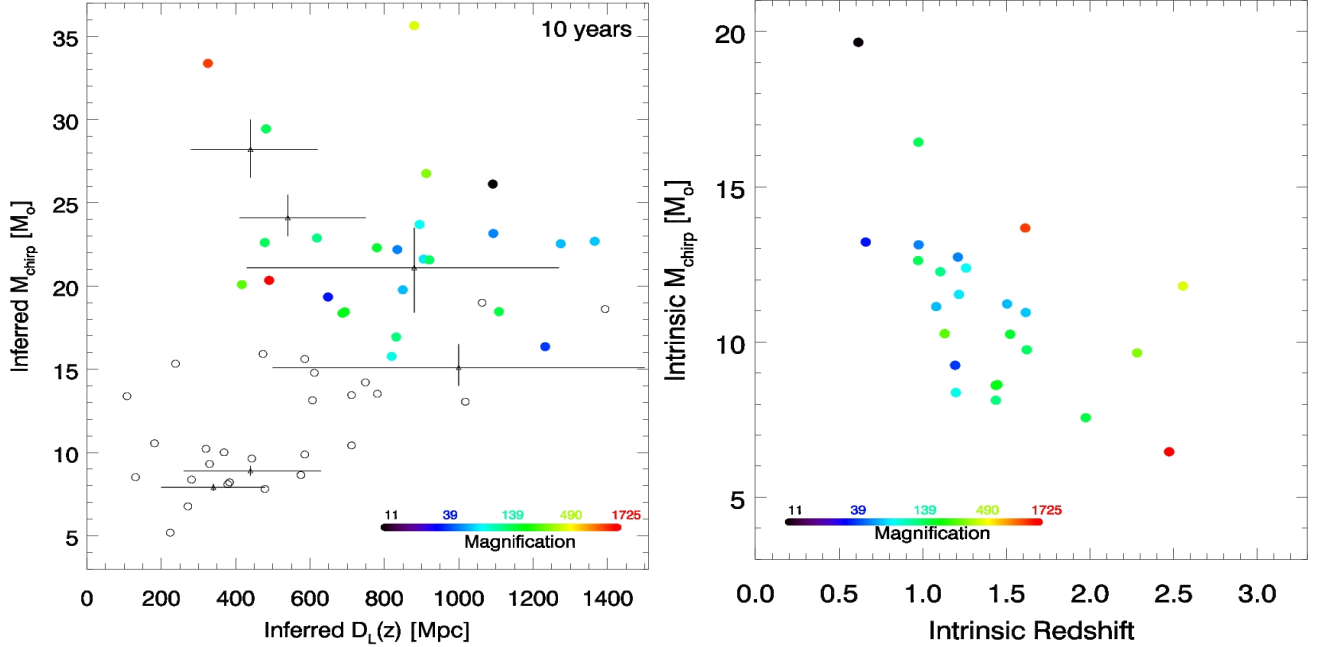


Figure 1: **The observed plane of distance and chirp mass:** The six BBH data points with inferred distances and chirp masses and uncertainties reported by the LIGO/Virgo team<sup>5</sup>. Our predictions for 10 years are shown with unlensed events (open circles) and lensed events coloured by magnification, using a log-normal mass function based on the stellar black holes in our Galaxy,  $5 < M_{\odot} < 15$  (Log-Normal 1 in Figure 3). The redshifts and intrinsic chirp masses of these magnified events reach  $z \simeq 2.5$  (right), with evolution as in Figure 3 (Modified SFR) normalised to the lower end of LIGO/Virgo estimates. These lensed events are compared with the data by multiplying the chirp masses by  $(1 + z)$  and dividing the distances by  $\sqrt{\mu}$ , as if they were unlensed. The higher chirp mass events appear to define a locus in this plane, of generally increasing magnification with increasing redshift. The predicted unlensed events account well for the location of the two low chirp mass events, but clearly do not reach the highest chirp masses, illustrating the difficulty of accounting for the high chirp masses observed with stellar-mass black holes, without considering lensing.

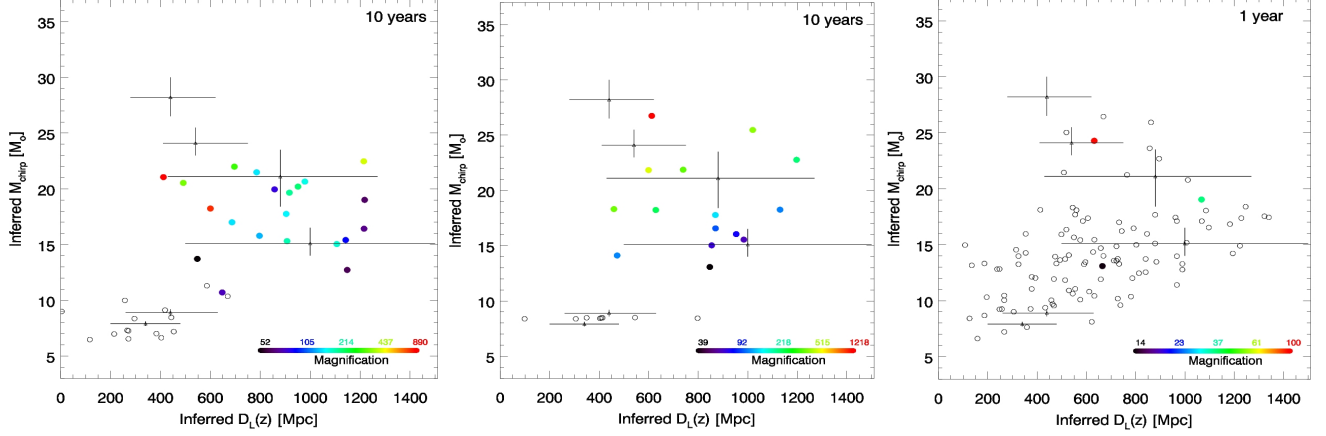


Figure 2: **Other models of interest:** We also simulate a purely Gaussian (left) and a monochromatic mass function of  $8.5M_{\odot}$  (middle). For both cases the lensed events fall short of the highest chirp mass events, indicating that a tail of higher black hole masses is preferred, as in Figure 1. On the right, we try to account for the high chirp mass events by drawing the unlensed events from a broader intrinsic mass function (shown in Figure 3, labelled Log-Normal 2) extending beyond  $20M_{\odot}$ , and we adopt a normalisation at the high end of the LIGO/Virgo estimates to boost the detection rate of massive unlensed events to help match the data (SFR dashed curve in left panel of Figure 3). This case produces a much smaller proportion of lensed events than the other cases presented. The clear problem here is that within only one year there are far too many events predicted of relatively low chirp mass compared to the data, at odds with distinctive distribution of the data points in this plane.

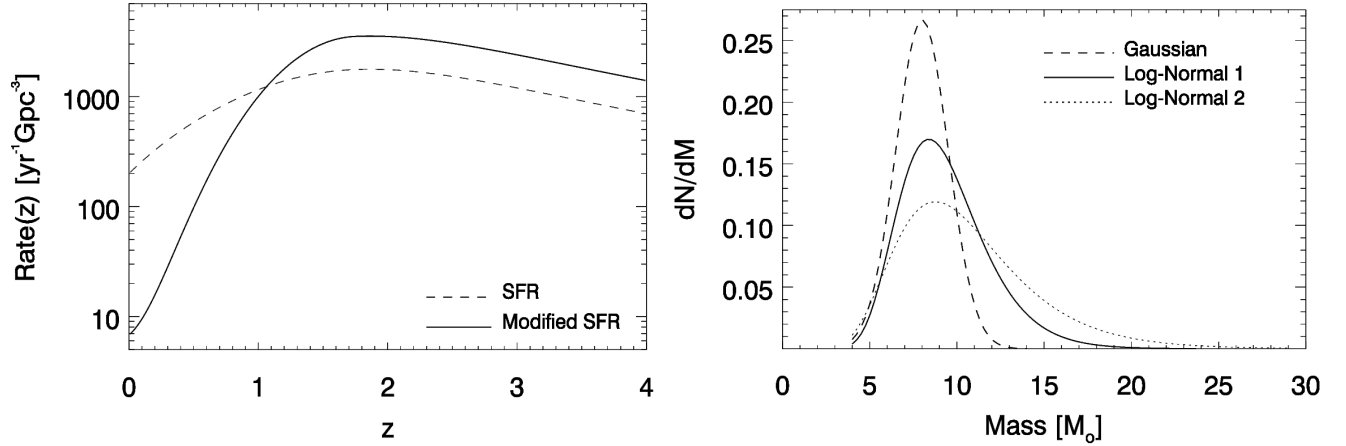


Figure 3: **The explored range of BBH event rate evolution and intrinsic chirp mass functions:**

On the left we show evolution proportional to the integrated star formation rate (dashed curve) and normalised to the high end of the LIGO/Virgo estimated event rate used in Figure 2 (right).

The more steeply declining evolution (solid curve), is preferred by the solution in Figure 1, which is normalised to the lower end of the LIGO/Virgo estimate. On the right, the Gaussian and log-normal mass distributions (see legend) are chosen to be consistent with the known mass range of black hole orbiting stars in our Galaxy. The broader log-normal mass function is used to try account for the higher chirp mass events in the case of minimal lensing shown in Figure 2 (right).