

Cognitive Deficit of Deep Learning in Numerosity

Xiaolin Wu ^{†*}, Xi Zhang ^{*}, Xiao Shu ^{†*}

[†] Department of Electrical & Computer Engineering, McMaster University, Canada

^{*} Department of Electronic Engineering, Shanghai Jiao Tong University, China
xwu@ece.mcmaster.ca, zhangxi_19930818@sjtu.edu.cn, shux@mcmaster.ca

Abstract

Subitizing, or the sense of small natural numbers, is an innate cognitive function of humans and primates; it responds to visual stimuli prior to the development of any symbolic skills, language or arithmetic. Given successes of deep learning (DL) in tasks of visual intelligence and given the primitivity of number sense, a tantalizing question is whether DL can comprehend numbers and perform subitizing. But somewhat disappointingly, extensive experiments of the type of cognitive psychology demonstrate that the examples-driven black box DL cannot see through superficial variations in visual representations and distill the abstract notion of natural number, a task that children perform with high accuracy and confidence. The failure is apparently due to the learning method not the CNN computational machinery itself. A recurrent neural network capable of subitizing does exist, which we construct by encoding a mechanism of mathematical morphology into the CNN convolutional kernels. Also, we investigate, using subitizing as a test bed, the ways to aid the black box DL by cognitive priors derived from human insight. Our findings are mixed and interesting, pointing to both cognitive deficit of pure DL, and some measured successes of boosting DL by predetermined cognitive implements. This case study of DL in cognitive computing is meaningful for visual numerosity represents a minimum level of human intelligence.

1. Introduction

1.1 Background and motivation

In the past decade deep neural networks have rapidly developed into a powerful problem-solving paradigm that has found a wide gamut of applications, spanning almost all academic disciplines. In particular, deep convolutional neural networks (DCNNs) are lauded for their apparent visual intelligence, by which we refer to the successes enjoyed by DCNNs in visual pattern analysis, recognition and classification tasks (Krizhevsky, Sutskever, and Hinton 2012; Simonyan and Zisserman 2014; Szegedy et al. 2015; He et al. 2016; Sun et al. 2014; Schroff, Kalenichenko, and Philbin 2015; Sun et al. 2015). Although convolutional neural networks were originally inspired by the knowledge of animal cortex (Hubel and Wiesel 1968), our understanding of the inner working mechanism of DCNNs is outstepped or arguably

even shrouded by their functional prowess in many applications.

In this work we are intrigued by and try to understand the uncomfortable contrast between the abundance that DL can accomplish in visual recognition tasks, some of which are quite challenging even for humans (e.g., judging if two face images are of the same person (Lu and Tang 2015)), and how severely handicapped it becomes when tested on cognitive tasks as simple and basic as learning the concept of numbers. We conduct a family of cognitive experiments to test if DL can, under various levels of supervision, learn the simple concept of natural numbers by observing sample images containing a varying number of objects in different positions, orientations, sizes, shapes and colors.

The awareness of numbers, or numerosity perception is a neurocognitive function possessed by human infants prior to speech and any symbolic learning and even by animals (Reas 2014; Harvey et al. 2013; Brannon and Terrace 1998; Burr and Ross 2008; Dehaene 2011; Nieder and Miller 2003; Xu 2003). Furthermore, numerosity perception is innate very much like taste, sight, touch, smell and sound, although it seems to be a higher order cognitive construct than the common five senses. Arguably, numerosity is the simplest task of cognitive computing and thus it serves as an ideal Turing-type test to challenge whether DL, or any AI machinery for that matter, can match humans.

1.2 Related work

Stoianov and Zorzi proposed a forward neural network of two hidden layers to learn numerosity estimation (Stoianov and Zorzi 2012). The learnt neural network model was found to exhibit a numerosity estimation behavior. However, the authors did not push far enough when testing their neural network for cognitive power in numerosity. The synthetic objects of test images do not vary in shape, color, or orientation; the size variation of objects remain in the same range of the training images. As such, the success of the neural network in making statistical inference under the i.i.d. condition is expected. In addition, the numerosity discussed in (Stoianov and Zorzi 2012) did not include subitizing (the precise judgement of small numbers) that is a key topic in our study.

Very recently, Ritter et al. investigated the interpretability problem in DCNNs using the methods of cognitive psychol-

ogy (Ritter et al. 2017). They found that one shot learning methods trained on ImageNet have a human-like bias when associating a class of objects with a word or label. The authors advocate to leverage tools of cognitive psychology to better understand DCNNs. Many of our experiments to test cognitive power of DL are also partly inspired by works of cognitive psychology.

1.3 Paper outline and contributions

The main enquiry of this work is whether the black box DL can reach the level of abstraction and reasoning of humans, beyond i.i.d. statistical inference. After all, not all mental processes fall into the realm of statistical inferences; human brain is more than just a Bayesian machine. A key finding of this paper is that the end-to-end black box DL fails the numerosity tests, although the number sense represents a minimum level of intelligence, far more primitive than natural language understanding. Hence, this study adds a fresh anecdote to the widely held critiques on the deficit of DCNNs in cognitive computing. The failures of DCNNs in our cognitive experiments are analyzed. The analysis exposes the overreliance of existing DL methods on sample statistics at the expense of scene semantics. DL is easily confused by immaterial variations of the same visual representation of numbers, and fails to generalize in the size, shape and color of objects.

In sharp contrast to the failures of the black box learning, by incorporating a mechanism of mathematical morphology into convolutional kernels, we are able to construct a recurrent convolutional neural network (RCNN) to subitize deterministically rather than statistically. The proposed RCNN is neurocognitively motivated and has a simple and small core of very few parameters. This compact model can abstract the number concept from wide visual signal variations, which the pure data-driven DL fails to accomplish. The only caveat is that the proposed RCNN has the benefit of human-knowledge.

Another contribution of this paper is to make deep learning break the i.i.d. limitation by head starting the black box learner on cognitive primitives derived from human insight. We dissect the proposed RCNN for subitizing into subnetworks for morphological erosion, connected components and counting. These subnetworks can be separately trained and combined to learn the subitizing task with a generalization ability beyond the i.i.d. limitation. If considering the above task-specific subnetworks as preexisted (innate) cognitive implements prior to machine learning, then the above outlined enhanced learning approach parallels the learning model of "nurturing the nature" in cognitive psychology.

The remainder of this paper is structured as follows. Section 2 is a brief review of the existing knowledge on human visual numerosity perception. Section 3 presents the designs, results and discussions of our experiments on the capability of DCNNs to learn subitizing. After exposing the difficulties of DCNNs in abstracting numbers from training images, we introduce in Section 4 a boundary representation to improve the abstraction power. In Section 5, we design and discuss the deterministic RCNN that can perform subitizing even when images fall outside the distribution of the training data, and

this success is contrasted with the black box DL approach. In Section 6, we investigate how to boost DL and improve its generalization capability by using preexisted cognitive implements. Discussion and conclusions are in Section 7.

2. Human Visual Numerosity

Neuroscientific evidence and data exist to suggest that children are endowed with, prior to speech and symbolic learning, the aptitude of number appreciation (Dehaene et al. 1999). Neural circuits dedicated to numerical cognition are found (Harvey et al. 2013). The evolutionary values of being keenly aware of number are self-evident, including the advantages in foraging (Krebs and Davies 1987), reproduction (Lyon 2003), and social activities (McComb, Packer, and Pusey 1994; Wilson, Britton, and Franks 2002).

Visual numerosity involves two neurocognitive processes: subitizing and approximate numerosity. Subitizing refers to the human ability, discovered by Kaufman (Kaufman et al. 1949), for rapid, accurate, and confident judgment of the number of items in a small set. Approximate numerosity refers to the instinct of human and other species to spontaneously estimate the number of items in an environment (Brannon and Roitman 2003).

Opposite edges of an area in the right superior parietal lobe are identified to maximally respond to small and large quantities (Harvey et al. 2013). The estimation precision of approximate numerosity mechanism obeys Weber's law like hearing, seeing, tasting and other basic sensory functions. The populations of two sets of objects can be reliably ranked only if the two numbers differ by a sufficiently large ratio governed by Weber's law (Fechner 2012).

Subitizing is another cognitive function; it infers the exact number of objects by tracking individual objects in space and time. The cognition relies on the spatio-temporal coherence: parts of an object stay as a bounded whole in both space and time, reminiscing on the notion of the connected compound in mathematics and digital images. Studies show that the togetherness of an object is how human infants perceive object boundaries (Spelke and Kinzler 2007). However, the reliability of subitizing is limited to small numbers. If the number exceeds four, then the approximate numerosity mechanism takes over the task of numerical cognition (Nieder and Miller 2004; Piazza et al. 2004; Tokita and Ishiguchi 2010; Whalen, Gallistel, and Gelman 1999).

3. Visual Numerosity of Deep Convolutional Neural Networks

DCNNs can be trained to count a specific type of objects in a particular environment, such as the pedestrians on a street or cells under a microscope (Zhang et al. 2015; Xie, Noble, and Zisserman 2016). But these DL methods cannot generalize, like humans, across different objects in different backgrounds. Numerosity requires the abstraction of natural numbers that are disassociated from, say, 2 faces or 3 cells. The ability, or lack of it, of deep learning to understand numbers is a probing case study to compare humans and AI machines in cognitive power, as numerosity is arguably one of the most basic forms of human intelligence.

Numerosity relies on the topological feature of connected component, rather than geometrical features such as size, shape, spatial arrangement of the objects, etc. It will be tantalizing to find out whether DCNNs can be taught to “see through” superficial geometric variations and understand the abstract notion of numerosity. In this research our goal is not to solve practical counting problems, but rather examine the cognitive potential of data-driven black box DCNNs.

In cognitive science numerosity is a raw perception rather than resulting from arithmetic, accordingly we model it as a classification system. In case of subitizing, the system reads visual representations of small numbers and emits class labels, each class for a different number. We train a DCNN for subitizing by teaching it to perform the following 6-label classification task. The 6 output labels correspond to natural numbers 1 through 6. The training images for class n ($n = 1, 2, \dots, 6$) consist of n white solid circles in black background (see Fig. 1). These circles are of random sizes, and furthermore the number of circles in a training image is statistically independent of the total area of these circles.

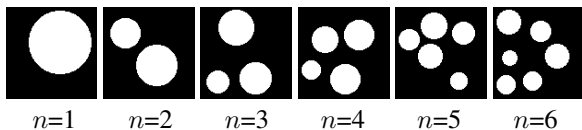


Figure 1: Sample training images for class n ($1 \leq n \leq 6$).

To focus on the cognitive aspect of our experiments, the visual representations of numbers for training the DCNN classifier are made as simple as possible: synthetic, noise-free simple objects are randomly placed against a constant featureless background. Stripping from the training images the intricacies of real-world application problems is to guide the DCNN classifier towards the discovery of the invariant of all sample images in each class, that is, the number of connected components. Here the connected component can be considered as the minimal and hence most robust feature for the cognitive task of subitizing. Moreover, the connected component has a biology basis for number sense because it encodes the spatial togetherness of an object (Spelke and Kinzler 2007). As DCNNs have a tendency to draw statistical inferences, which is a detour to our cognitive task, we make the number of circles in a training image statistically independent of the total area of these circles.

The subitizing DCNN consists of five convolutional layers and two fully-connected layers. The detailed network configuration is outlined in Table 1.

Given the past successes of DCNNs in solving visual classification problems, it is not surprising that the above DCNN can perform subitizing almost perfectly on test images of circles that are drawn from the same distribution of the training images. But the DL approach is incapable of a level of abstraction that is trivial for children on the task of subitizing. The experimental results in the following four experiments show that the DCNN gets easily confused by superficial variations in visual number representations, such as changes in the size, shape and color of the objects, and in region-boundary duality. The accuracy of number judgement decreases greatly

Table 1: The subitizing DCNN configuration. The convolutional layer parameters are denoted as “Conv-(filter size)-(number of filters)”.

Layers	Maxpooling
Conv-7-32	Yes
Conv-5-32	Yes
Conv-3-64	No
Conv-3-64	No
Conv-3-128	Yes
FC-128	-
FC-6	-
Softmax	-

Table 2: Performance of the subitizing DCNN on images of circles of 50% greater size variation than the training set (the probability of perceiving n as m).

$n \backslash m$	1	2	3	4	5	6
1	1	0	0	0	0	0
2	0.003	0.997	0	0	0	0
3	0	0.010	0.990	0	0	0
4	0	0	0.041	0.959	0	0
5	0	0	0	0.328	0.672	0
6	0	0	0	0.001	0.45	0.549

when the test images deviate from the training images only in form not in essence. Again, this failure is expected because the consensus is that DL can only work under the i.i.d. condition.

Experiment 1. Abstraction from object sizes

The test images are the same as the training images, only the circles are of 50% greater variation in size than the circles in the training image set.

Results: As shown in Table 2, a modestly increased variability in object size significantly decreases the classification accuracy of the subitizing DCNN. Interestingly, very much like subitizing by humans, the error of the trained subitizing DCNN remains very small up to 4, then jumps for larger numbers.

Experiment 2. Abstraction from object shapes

The subitizing DCNN is generalized to different shapes by replacing white circles of the training images by white equilateral triangles, squares and pentagons in test images.

Results: Tables 3 and 4 clearly reveal a lack of generality of the trained subitizing DCNN to object shapes. In the case of equilateral triangles, the trained subitizing DCNN cannot even correctly judge very small quantities, 1 to 3, which are well within the threshold of subitizing for humans; also, it systematically overestimates, with a low overall accuracy of 0.45. For the test images of squares, the accuracy of the subitizing DCNN increases to 0.76 on average; it is above 0.8 only for numbers 1, 2 and 6, but quite low for 3, 4, and 5.

Table 3: Performance of the subitizing DCNN on images of triangles (the probability of perceiving n as m).

$n \backslash m$	1	2	3	4	5	6
1	0.327	0.673	0	0	0	0
2	0.031	0.441	0.528	0	0	0
3	0.001	0.027	0.361	0.611	0	0
4	0	0.001	0.022	0.287	0.625	0.038
5	0	0	0	0.044	0.364	0.592
6	0	0	0	0.003	0.067	0.930

Table 4: Performance of the subitizing DCNN on images of squares (the probability of perceiving n as m).

$n \backslash m$	1	2	3	4	5	6
1	0.876	0.124	0	0	0	0
2	0.019	0.811	0.170	0	0	0
3	0	0.009	0.641	0.350	0	0
4	0	0	0.005	0.686	0.309	0
5	0	0	0	0.020	0.549	0.431
6	0	0	0	0	0.022	0.978

Experiment 3. Abstraction from object colors

The objects in this test set are statistically identical to the objects in the training set in terms of geometry, but their foreground / background colors are swapped.

Results: As shown in Table 5, the trained subitizing DCNN completely fails the subitizing test, although the test images only undergo a superficial systematic change from the training images. The average accuracy is only 0.42.

Experiment 4. Abstraction from region-boundary duality

In human vision, the region and boundary representations of objects are patently dual of each other. In Marr’s theory of computational vision (Marr 1982), the primal sketch of objects is a vital to cognition. We test the trained subitizing DCNN for subitizing with the boundary version of training images, and examine how well it can generalize to the simple region-boundary duality. This test set consist of white rings of random size, position and orientation under black background. Clearly in this case, the test images, although carrying the same meaning in the notion of numerosity, have drastically different statistics from the training set. As the trained subitizing DCNN tries to make a statistical inference, it fails catastrophically on the cognitive task of subitizing (see Table 6).

If the black-box DL approach is ever able to attain the level of human intelligence, then it has to generalize or reason beyond statistical inference under the i.i.d. condition. In this context, we are interested in the possibility, or lack of it, to augment DL in any ways so that it can eventually distill the concept of natural numbers, a very basic cognitive construct for humans and primates, from a non-exhaustive set of visual examples. Our investigations and developments along the above line of enquiry are presented in the following two sections.

Table 5: Performance of the subitizing DCNN on images of swapped colors (the probability of perceiving n as m).

$n \backslash m$	1	2	3	4	5	6
1	0.160	0.800	0.040	0	0	0
2	0.010	0.340	0.650	0	0	0
3	0	0.040	0.680	0.280	0	0
4	0	0.010	0.160	0.670	0.160	0
5	0	0	0.060	0.500	0.420	0.020
6	0	0	0	0.180	0.570	0.250

Table 6: Performance of the subitizing subitizing DCNN on images of white rings (the probability of perceiving n as m).

$n \backslash m$	1	2	3	4	5	6
1	0.004	0.647	0.349	0	0	0
2	0	0.002	0.420	0.578	0	0
3	0	0	0.010	0.458	0.523	0.009
4	0	0	0	0.096	0.576	0.328
5	0	0	0	0.002	0.194	0.804
6	0	0	0	0	0.011	0.989

4. Generalization with Boundary Representation

Experiments 1 through 4 expose the inability of the DCNN to acquire the cognitive function of subitizing by generalizing to superficial variations in the size, shape, color and the region-boundary duality of the objects. One way to make the DCNN generalize better is to enrich the training images and include objects of varied shapes, sizes, colors, and in either region or boundary representations, as shown in Fig. 2. The objects are circles and simple n -gons, not necessarily convex, $1 \leq n \leq 6$, and in random configuration.

More importantly, we boost the abstraction capability of the subitizing DCNN by allowing it to learn from the boundary representation of objects instead from the set of pixels. The boundary representation, as illustrated in Fig. 3, is given to the DCNN as a preexisted primitive to associate numbers with objects. Very much in analogy to the nature-nurture characterization in cognitive psychology, the boundary representation here is considered innate to the DCNN and it does not need to be learnt from raw data. As illustrated by comparing Fig. 2 and Fig. 3, the boundary primitive unifies the presentations of varied example images, regardless whether the original training image has white objects in black background or reversed, or whether the objects are represented in solid color or boundary sketch. This relieves the DCNN the burden of abstracting from different colors and region-boundary duality.

Also, to prevent the DCNN from estimating the number of objects n from the number of boundary pixels c (the sum of the perimeters of all objects) in Fig. 3, and force it to discover via supervised learning the topological construct of connected component, which is the most essential and robust feature for numerosity, we normalize c by scaling the objects




Figure 2: The sample images that contain objects of varied shapes, sizes, colors, and in either region or boundary representations.




Figure 3: Unified boundary representations of the training images in Fig. 2.

such that c has very close distributions for different classes (n), as shown in Fig. 4.

Next, we retrain the 6-label DCNN classifier using the normalized boundary images, and examine if, after the extra helps are given towards generalization, the DCNN can subitize on an arbitrary visual representation of small natural numbers. The experimental results of the human-guided DCNN on test images are tabulated in Table 7. The table shows very high classification rates of the newly trained DCNN on the normalized boundary images. Indeed, if the object boundaries are extracted and provided to the DCNN, it appears to comprehend small natural numbers via an abstraction of different visual representations.

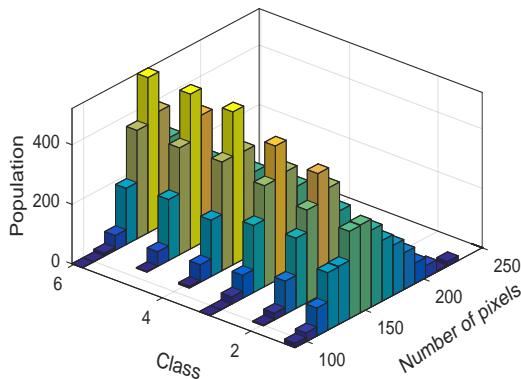


Figure 4: The histograms of the number of edge pixels c for different classes n .

Table 7: Performance of the human-guided DCNN on edge maps. (the probability of perceiving n as m).

$n \backslash m$	1	2	3	4	5	6
1	1	0	0	0	0	0
2	0	1	0	0	0	0
3	0	0.020	0.970	0.010	0	0
4	0	0	0.020	0.930	0.050	0
5	0	0	0	0.040	0.790	0.170
6	0	0	0	0	0.080	0.920

Table 8: Performance of the subitizing DCNN on objects scaled up 50%. (the probability of judging n as m).

$n \backslash m$	1	2	3	4	5	6
1	0.991	0.009	0	0	0	0
2	0.016	0.984	0	0	0	0
3	0	0.504	0.496	0	0	0
4	0	0	0.793	0.207	0	0
5	0	0	0.002	0.966	0.032	0
6	0	0	0	0.114	0.860	0.026

Table 9: Performance of the subitizing DCNN on objects scaled down 50% (the probability of judging n as m).

$n \backslash m$	1	2	3	4	5	6
1	0.687	0.313	0	0	0	0
2	0.026	0.390	0.583	0.001	0	0
3	0.002	0.006	0.021	0.896	0.075	0
4	0	0	0	0.014	0.492	0.494
5	0	0	0	0.001	0.043	0.956
6	0	0	0	0	0.012	0.988

However, the improvement of generalization made by all the efforts above still does not suffice to match the human performance on subitizing. The accuracy of the newly trained subitizing DCNN deteriorates significantly if we merely scale the objects in test images. Tables 8 and 9 show what happens if the objects in test images are scaled by 50% up or down, respectively. The DCNN underestimates (overestimates) n when objects in a test image are scaled up (down). This seems quite counter-intuitive at first glance, but then the failure to generalize in object size can be explained; the DCNN apparently correlates the class label n to the likely number of boundary pixels per object.

Recall that we have made the class label n statistically independent of the total number of edge points c (see Fig. 4) in the training images; otherwise, the DCNN will escape to exploit the positive correlation between n and c , instead of understanding the true topological nature of the problem. Here we face a dilemma: normalizing c against n creates a negative correlation between n and \bar{c} , the average number of edge points per object; normalizing \bar{c} against n creates a positive correlation between n and c . Because it is impossible

to make both c and \bar{c} independent of n , the inevitable conclusion is that no preparation of the training data can prevent the DCNN from making a statistical inference of n and force it to discover the essence of connected components underlying subitizing.

Other networks. We also try to improve the DCNN of Table 1 by training networks with residual blocks for subitizing. However, the residual DCNN cannot generalize any better than the network of Table 1.

5. Deterministic General DCNN Solution

The previous section exposes the handicap of DL on subitizing, a rudimentary cognitive function for humans. But the exposed deficit of the black box connectionist AI approach on subitizing does not mean that DCNNs cannot do the job. On the contrary, we can construct a deterministic DCNN algorithm of subitizing that can abstract from any shape and size of objects.

The proposed DCNN algorithm is one of mathematical morphology. It first reduces (abstracts) objects of complex shapes to single pixels by recursively removing boundary pixels of the objects in parallel. Then the cognition of subitizing trivially follows. Here all objects are assumed to have no holes in them.

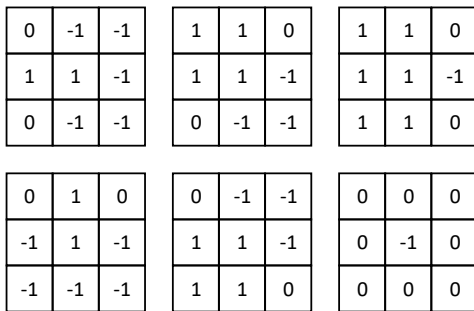


Figure 5: Kernels of the proposed deterministic RCNN algorithm, where 1, -1 and 0 match foreground, background and arbitrary pixels, respectively

At the core of the artificial neural network is a small set of 3×3 convolutional kernels (templates), as listed in Fig. 5. If a pixel and its neighbourhood match any of the convolutional kernels, then it can be safely pruned along with all other so matched pixels, without altering the connectivity of any object in the image. By applying the set of kernels and their 180° -rotated versions alternately, the algorithm repeats the pruning process till no further reduction is possible. This idea can be compactly carried out by a recurrent convolutional neural network (RCNN) with a single conv layer of $6 \times 3 \times 3 = 54$ weights, as illustrated in Fig. 6. Note that in the looping of RCNN, although the geometry of the image signal keeps simplifying, the topology of the objects is preserved, thus maintaining the object count an invariant. The above connectivity-preserving reduction is the key to achieve the

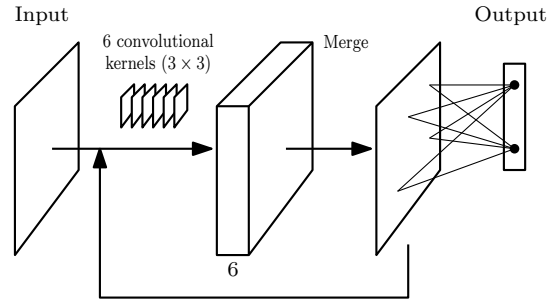


Figure 6: The architecture of the proposed RCNN algorithm.

generalization of our solution in object size, which black box DL cannot as reported in Tables 8 and 9.

What should be stressed is that the proposed RCNN draws the abstraction from an image to object count in a way similar to visual cortex (Hubel and Wiesel 1968), basing its visual cognition on boundary coherence and spatial togetherness (Spelke and Kinzler 2007). Moreover, the architecture of our RCNN has a biological parallel. Indeed, it is well known that the ventral visual pathway contains both feed-forward and feedback connections (Felleman and Van 1991; Sporns and Zwi 2004; Markov et al. 2014). Functionally and anatomically feedback connections are vital to visual cognition.

Algorithmically, the proposed RCNN has only 54 weights, whereas other DCNNs, such as the AlexNet and VGGNet, have millions or more. As expected in the principle of Occam’s razor, our RCNN model can abstract from visual signal variations far better than other DCNNs, unfettered by the limitation of i.i.d. statistical inference as in mainstream machine learning. Still the proposed RCNN subitizing algorithm has one limitation: it will not work if any object has hole(s) in it.

6. Learning with Preexisted Cognitive Implements

In the study of human cognitive development, a prevailing hypothesis is that learning or knowledge acquisition is anchored on a small set of core inborn knowledge systems pertaining to domain-specific representational priors; they direct and modulate the learning of novel representations (Spelke and Kinzler 2007; Carey 2009). In this view cultural learning is facilitated by a “cortical recycling” of a limited number of cerebral circuits biologically evolved to function in ways critical for the survival of our specie. Furthermore, these elementary cerebral circuits enjoy a sufficient level of plasticity so that their coding scheme can adapt for learning new functions (Dehaene and Cohen 2007).

In a similar perspective of nurturing the nature, we can facilitate DL by some preexisted cognitive implements (nature), so it can acquire the capability of performing a specific function, using pertaining training data (nurture). In our case study of subitizing, we assume that the RCNN of Fig. 6 together with the accompanying 3×3 convolutional kernel structure is pre-implemented neural circuitry suited for the

task. Within the given RCNN architecture, the objective of DL reduces to determine the weights of the six convolutional kernels using training images.

We carried out the training of the RCNN with different random initializations of the weights and examine if the weights of the six 3×3 convolutional kernels can be learnt by using the gradient descent method. The experimental results turn out to be disappointing; the training losses oscillate without exhibiting a downward trend. To promote the convergence, we strengthen the prior knowledge and initialize the subitizing RCNN not randomly but with the weights only slightly deviated from those of the known solution in Fig. 5. Even so, the training still fails to converge; in fact, through the iterations the weights diverge from those of our designed kernels that can solve the problem exactly. The reason for the failures is that the loss function, given the deterministic RCNN architecture, is highly discontinuous near the solution point, very much like in integer programming. Although the predetermined RCNN is a suitable connectionist machinery for the cognitive task, its parameters cannot be correctly set by the back propagation algorithm of DL. This exposes, in our view, a serious handicap of DL due to its optimization methodology of the variational calculus. Many cognitive problems are singular right at the solution points as in the above example.

Next, we reduce the cognitive task from subitizing to identifying connected components; the latter is the essential feature of the former. If the DL approach can solve the problem of connected components, then the resulting DCNN of connected components can be concatenated to a fully connected network to solve the problem of subitizing as shown in Fig. 7.

The computation of connected components is a recursive invocation of the morphological atom operation of erosion, or connectivity-preserving reduction. Recalling that the architecture of RCNN has a biological parallel in the ventral visual pathway (Felleman and Van 1991; Sporns and Zwi 2004; Markov et al. 2014), we choose the RCNN as the connectionist model for connected components. In this RCNN the atom operation is the erosion by removing one layer of boundary pixels; this is performed by a fully convolutional neural network as depicted in Fig. 7. In our design, the erosion atom subnetwork contains 4 residual blocks. Each residual block has two convolutional layers and one RELU activation layer.

By manually decomposing the cognitive function of subitizing into three subfunctions, one layer erosion, connected component, and counting, we are able to construct subnetworks, one for each subfunction, via separate learning processes, and then combine them into a subitizing DCNN that can generalize to different sizes and shapes of the objects.

Even we have finally succeeded in developing a DCCN solution for subitizing, our success is not very satisfying because it is hardly a case for the power of DL in autonomous cognition. DL accomplishes the cognitive task of subitizing only after we provide the DCNN some predetermined representations and primitives. In other words, it benefits from human insight, far away from the pure end-to-end data driven machine learning.

The above exercise in cognitive computing strongly suggests the necessity of augmenting the black box DL methodology by preexisted (innate) cognitive constructs possessed

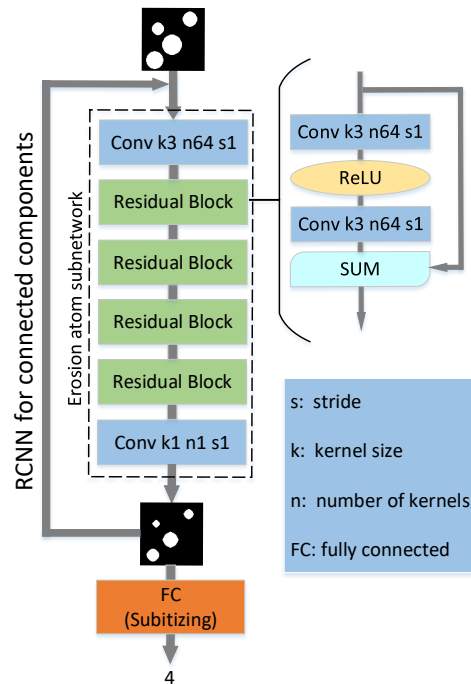


Figure 7: The RCNN architecture of connected components and the inner atom subnetwork for erosion.

by humans.

7. Conclusions

The black box data-driven methodology of DL, specifically supervised learning with DCNNs, is scrutinized on the simple cognitive task of numerosity. In our carefully controlled experiments DCNNs failed to achieve number abstraction from a large set of training images that exhibit the concept of natural numbers unequivocally. Even with strong supervision, DCNNs did poorly on the tests of subitizing, which children can pass with speed, accuracy and assurance. In contrast, we are able to construct a simple and compact recurrent convolutional neural network that can deterministically perform subitizing. This work adds a fresh anecdote to the widely held cautions and critiques about the absence of human-like cognitive power of DL. But on the other hand, if DL is allowed to build upon preexisted cognitive implements, it can learn the abstract notion of numbers.

References

- [Brannon and Roitman 2003] Brannon, E. M., and Roitman, J. D. 2003. Nonverbal representations of time and number in animals and human infants.
- [Brannon and Terrace 1998] Brannon, E. M., and Terrace, H. S. 1998. Ordering of the numerosities 1 to 9 by monkeys. *Science* 282(5389):746–749.
- [Burr and Ross 2008] Burr, D., and Ross, J. 2008. A visual sense of number. *Current biology* 18(6):425–428.

- [Carey 2009] Carey, S. 2009. *The origin of concepts*. Oxford University Press.
- [Dehaene and Cohen 2007] Dehaene, S., and Cohen, L. 2007. Cultural recycling of cortical maps. *Neuron* 56(2):384–398.
- [Dehaene et al. 1999] Dehaene, S.; Spelke, E.; Pinel, P.; Stanescu, R.; and Tsivkin, S. 1999. Sources of mathematical thinking: Behavioral and brain-imaging evidence. *Science* 284(5416):970–974.
- [Dehaene 2011] Dehaene, S. 2011. *The number sense: How the mind creates mathematics*. OUP USA.
- [Fechner 2012] Fechner, G. T. 2012. *Elemente der psychophysik*, volume 2.
- [Felleman and Van 1991] Felleman, D. J., and Van, D. E. 1991. Distributed hierarchical processing in the primate cerebral cortex. *Cerebral cortex (New York, NY: 1991)* 1(1):1–47.
- [Harvey et al. 2013] Harvey, B. M.; Klein, B. P.; Petridou, N.; and Dumoulin, S. O. 2013. Topographic representation of numerosity in the human parietal cortex. *Science* 341(6150):1123–1126.
- [He et al. 2016] He, K.; Zhang, X.; Ren, S.; and Sun, J. 2016. Deep residual learning for image recognition. In *Proceedings of the IEEE conference on computer vision and pattern recognition*, 770–778.
- [Hubel and Wiesel 1968] Hubel, D. H., and Wiesel, T. N. 1968. Receptive fields and functional architecture of monkey striate cortex. *The Journal of physiology* 195(1):215–243.
- [Kaufman et al. 1949] Kaufman, E. L.; Lord, M. W.; Reese, T. W.; and Volkman, J. 1949. The discrimination of visual number. *The American journal of psychology* 62(4):498–525.
- [Krebs and Davies 1987] Krebs, J. R., and Davies, N. B. 1987. *An introduction to behavioural ecology*. Sinauer Associates.
- [Krizhevsky, Sutskever, and Hinton 2012] Krizhevsky, A.; Sutskever, I.; and Hinton, G. E. 2012. Imagenet classification with deep convolutional neural networks. In *Advances in neural information processing systems*, 1097–1105.
- [Lu and Tang 2015] Lu, C., and Tang, X. 2015. Surpassing human-level face verification performance on lfw with gaussianface. In *AAAI*, 3811–3819.
- [Lyon 2003] Lyon, B. E. 2003. Egg recognition and counting reduce costs of avian conspecific brood parasitism. *Nature* 422(6931):495.
- [Markov et al. 2014] Markov, N. T.; Vezoli, J.; Chameau, P.; Falchier, A.; Quilodran, R.; Huissoud, C.; Lamy, C.; Misery, P.; Giroud, P.; Ullman, S.; et al. 2014. Anatomy of hierarchy: feedforward and feedback pathways in macaque visual cortex. *Journal of Comparative Neurology* 522(1):225–259.
- [Marr 1982] Marr, D. 1982. *Vision: A Computational Investigation Into*. WH Freeman.
- [McComb, Packer, and Pusey 1994] McComb, K.; Packer, C.; and Pusey, A. 1994. Roaring and numerical assessment in contests between groups of female lions, panthera leo. *Animal Behaviour* 47(2):379–387.
- [Nieder and Miller 2003] Nieder, A., and Miller, E. K. 2003. Coding of cognitive magnitude: Compressed scaling of numerical information in the primate prefrontal cortex. *Neuron* 37(1):149–157.
- [Nieder and Miller 2004] Nieder, A., and Miller, E. K. 2004. A parieto-frontal network for visual numerical information in the monkey. *Proceedings of the National Academy of Sciences of the United States of America* 101(19):7457–7462.
- [Piazza et al. 2004] Piazza, M.; Izard, V.; Pinel, P.; Le, B. D.; and Dehaene, S. 2004. Tuning curves for approximate numerosity in the human intraparietal sulcus. *Neuron* 44(3):547–555.
- [Reas 2014] Reas, E. 2014. Our brains have a map for numbers. *Scientific American*.
- [Ritter et al. 2017] Ritter, S.; Barrett, D. G.; Santoro, A.; and Botvinick, M. M. 2017. Cognitive psychology for deep neural networks: A shape bias case study. In *International Conference on Machine Learning*, 2940–2949.
- [Schroff, Kalenichenko, and Philbin 2015] Schroff, F.; Kalenichenko, D.; and Philbin, J. 2015. Facenet: A unified embedding for face recognition and clustering. In *Proceedings of the IEEE conference on computer vision and pattern recognition*, 815–823.
- [Simonyan and Zisserman 2014] Simonyan, K., and Zisserman, A. 2014. Very deep convolutional networks for large-scale image recognition. *arXiv preprint arXiv:1409.1556*.
- [Spelke and Kinzler 2007] Spelke, E. S., and Kinzler, K. D. 2007. Core knowledge. *Developmental science* 10(1):89–96.
- [Sporns and Zwi 2004] Sporns, O., and Zwi, J. D. 2004. The small world of the cerebral cortex. *Neuroinformatics* 2(2):145–162.
- [Stoianov and Zorzi 2012] Stoianov, I., and Zorzi, M. 2012. Emergence of a ‘visual number sense’ in hierarchical generative models. *Nature neuroscience* 15(2):194.
- [Sun et al. 2014] Sun, Y.; Chen, Y.; Wang, X.; and Tang, X. 2014. Deep learning face representation by joint identification-verification. In *Advances in neural information processing systems*, 1988–1996.
- [Sun et al. 2015] Sun, Y.; Liang, D.; Wang, X.; and Tang, X. 2015. Deepid3: Face recognition with very deep neural networks. *arXiv preprint arXiv:1502.00873*.
- [Szegedy et al. 2015] Szegedy, C.; Liu, W.; Jia, Y.; Sermanet, P.; Reed, S.; Anguelov, D.; Erhan, D.; Vanhoucke, V.; Rabinovich, A.; et al. 2015. Going deeper with convolutions. *Cvpr*.
- [Tokita and Ishiguchi 2010] Tokita, M., and Ishiguchi, A. 2010. How might the discrepancy in the effects of perceptual variables on numerosity judgment be reconciled? *Attention, Perception, & Psychophysics* 72(7):1839–1853.
- [Whalen, Gallistel, and Gelman 1999] Whalen, J.; Gallistel, C. R.; and Gelman, R. 1999. Nonverbal counting in humans: The psychophysics of number representation. *Psychological Science* 10(2):130–137.
- [Wilson, Britton, and Franks 2002] Wilson, M. L.; Britton, N. F.; and Franks, N. R. 2002. Chimpanzees and the mathematics of battle. *Proceedings of the Royal Society of London B: Biological Sciences* 269(1496):1107–1112.

[Xie, Noble, and Zisserman 2016] Xie, W.; Noble, J. A.; and Zisserman, A. 2016. Microscopy cell counting and detection with fully convolutional regression networks. *Computer Methods in Biomechanics and Biomedical Engineering: Imaging & Visualization* 1–10.

[Xu 2003] Xu, F. 2003. Numerosity discrimination in infants: Evidence for two systems of representations. *Cognition* 89(1):B15–B25.

[Zhang et al. 2015] Zhang, C.; Li, H.; Wang, X.; and Yang, X. 2015. Cross-scene crowd counting via deep convolutional neural networks. In *Computer Vision and Pattern Recognition (CVPR), 2015 IEEE Conference on*, 833–841. IEEE.