

The random walk of cars and their collision probabilities with planets

Hanno Rein^{1,2,3*}, Daniel Tamayo^{1,3,4}, David Vokrouhlický⁵

¹ *Department of Physical and Environmental Sciences, University of Toronto at Scarborough, Toronto, Ontario M1C 1A4, Canada*

² *Department of Astronomy and Astrophysics, University of Toronto, Toronto, Ontario, M5S 3H4, Canada*

³ *Centre for Planetary Sciences, University of Toronto at Scarborough, Toronto, Ontario M1C 1A4, Canada*

⁴ *Canadian Institute for Theoretical Astrophysics, 60 St. George St, University of Toronto, Toronto, Ontario M5S 3H8, Canada*

⁵ *Institute of Astronomy, Faculty of Mathematics and Physics, Charles University, V Holešovičkách 2, 18000, Prague, Czech Republic*

Draft version: 8 June 2021.

ABSTRACT

On February 6th, 2018 SpaceX launched a Tesla Roadster on a Mars-crossing orbit. We perform N -body simulations to determine the fate of the object over the next several million years, under the relevant perturbations acting on the orbit. The orbital evolution is initially dominated by close encounters with the Earth. The first close encounter with the Earth will occur in 2091. The repeated encounters lead to a random walk that eventually causes close encounters with other terrestrial planets and the Sun. Long-term integrations become highly sensitive to the initial conditions after several such close encounters. By running a large ensemble of simulations with slightly perturbed initial conditions, we estimate the probability of a collision with Earth and Venus over the next one million years to be 6% and 2.5%, respectively. We estimate the dynamical lifetime of the Tesla to be a few tens of millions of years.

Key words: methods: numerical — gravitation — planets and satellites: dynamical evolution and stability

1 INTRODUCTION

In a highly publicized event on February 6, 2018, SpaceX successfully launched a Falcon Heavy carrying a Tesla Roadster, pushing the car and the upper stage out of Earth’s gravitational grip and into orbit around the Sun. The Tesla is now drifting on a Mars-crossing orbit and it is not expected to make any further course corrections. The roadster was used as a mass simulator and had no scientific instruments on board other than three cameras which transmitted live video back to Earth for several hours after the launch.

In this paper we investigate the fate of the Tesla over the next few million years. The roadster bears many similarities to Near-Earth Asteroids (NEAs), which diffuse through the inner solar system chaotically through repeated close encounters with the terrestrial planets. NEAs predominantly diffuse into strong resonances that cause them to collide with the Sun within a few million years (Gladman et al. 1997). Only a small fraction of NEAs wander the vast terrestrial planet region long enough to strike the comparatively minute terrestrial planets.

However, one important difference is that asteroids are also brought *into* the terrestrial planet region from the asteroid belt by strong resonances (Wisdom 1985). By contrast, the Tesla is

currently near the Earth and far from strong secular resonances or mean-motion resonances with Jupiter. It is therefore unclear whether the Tesla is likely to diffuse to these more distant resonances and meet the same fate as the wider NEA population, or whether it would first strike one of the terrestrial planets. A more direct analogy is the fate of impact ejecta from the Earth and Moon, which was considered by both (Gladman et al. 1996) and (Bottke et al. 2015). Both studies found substantial collision probabilities with the terrestrial planets, but their ejecta have lower ejection velocities from the Earth-Moon system than the Tesla, and Gladman et al. (1996) found that larger ejection velocities lead to fewer Earth impacts due to the decrease in gravitational focusing. Given the peculiar initial conditions and even stranger object, it therefore remains an interesting question to probe its dynamics and eventual fate.

Given that the Tesla was launched from Earth, the two objects have crossing orbits and will repeatedly undergo close encounters. While the impact probability of such Earth-crossing objects can be estimated precisely on human timescales (e.g. Chesley et al. 2002), the roadster’s chaotic orbit can not be accurately predicted on timescales of many encounters. As is typical in chaotic systems, we can therefore only draw conclusions in a statistical sense from our long-term orbital integrations.

We describe our numerical setup in Sec. 2. The results of

* E-mail: hanno.rein@utoronto.ca

short-term integrations over 1000 yrs are presented in Sec. 3. Long-term integrations spanning millions of years are discussed in Sec. 4 and we calculate collision probabilities over these timescales in Sec. 5. We summarize our results in Sec. 6.

2 NUMERICAL SETUP AND YARKOVSKY EFFECT

We use the REBOUND integrator package (Rein & Liu 2012) to query JPL’s NASA Horizons database for the initial ephemerides of all solar system planets and the Tesla. We start all integrations on February 10th, 2018 00:00 UTC¹. The Tesla is not expected to make any more course corrections after this time. We use the high order Gauß-Radau IAS15 integrator (Rein & Spiegel 2015). This integrator uses an adaptive timestep and can handle frequent close encounters with high accuracy. The error in the conservation of energy is close to the double floating point precision limit.

In our numerical model, we do not integrate the orbit of the Moon and instead use a single particle with the combined mass of the Earth and the Moon. We incorporate the effects of general relativity by adding an additional component to the Sun’s gravitational potential that yields the approximate apsidal precession rates of the planets (Nobili & Roxburgh 1986).

Given the object’s comparatively high surface-area to mass ratio, other non-gravitational forces could play an important role. In particular, the Yarkovsky effect caused by delayed thermal emission as the object rotates causes a secular drift in the semi-major axis. Given the $\sim 4 \text{ m} \times 4 \text{ m} \times 2 \text{ m}$ dimensions of the combined Tesla and Payload Attach Fitting (PAF), a useful point of comparison is 2009 BD, the smallest asteroid (4m across) with a measured Yarkovsky drift of $da/dt \approx 0.05 \text{ AU/Myr}$ (Vokrouhlický et al. 2015). If we assume a density for the carbon-fibre surface of the Tesla of $\sim 1000 \text{ kg m}^{-3}$, a heat capacity of $\sim 1000 \text{ J kg}^{-1} \text{ K}^{-1}$, and a thermal conductivity of $\sim 100 \text{ W m}^{-1} \text{ K}^{-1}$, then the thermal inertia is $\sim 10^4$ in SI units. This is roughly an order of magnitude larger than might be expected for 2009 BD. The Tesla rotates quickly compared to the thermal re-emission timescale with a period of 4.7589 ± 0.0060 minutes². Thus, similarly to small asteroids like 2009 BD, the Tesla is in the limit of large thermal parameter Θ , so the Yarkovsky drift scales inversely with the thermal inertia (Bottke et al. 2006). However, the effect also scales inversely with the density of the body. Assuming a total mass of $\sim 6000 \text{ kg}$ for the combined Tesla and PAF, this yields a density of $\sim 200 \text{ kg/m}^3$, an order of magnitude lower than typical asteroids. Thus the effect of a larger thermal inertia is offset by the reduced density. In summary, a reasonable estimate for the strength of the Yarkovsky effect is $\sim 0.05 \text{ AU/Myr}$, i.e. close to that of 2009 BD.

We incorporate the Yarkovsky effect in our simulations as an additional transverse acceleration \mathcal{A}_2/r^2 (Vokrouhlický et al. 2015), with r the heliocentric distance which changes the semi-major axis over long timescales Farnocchia et al. (2013). In all the simulations shown below, we use an inflated value of 0.5 AU/Myr , increasing the value of \mathcal{A}_2 reported for 2009 BD by an order of magnitude (Mommert et al. 2014). If anything, this should provide

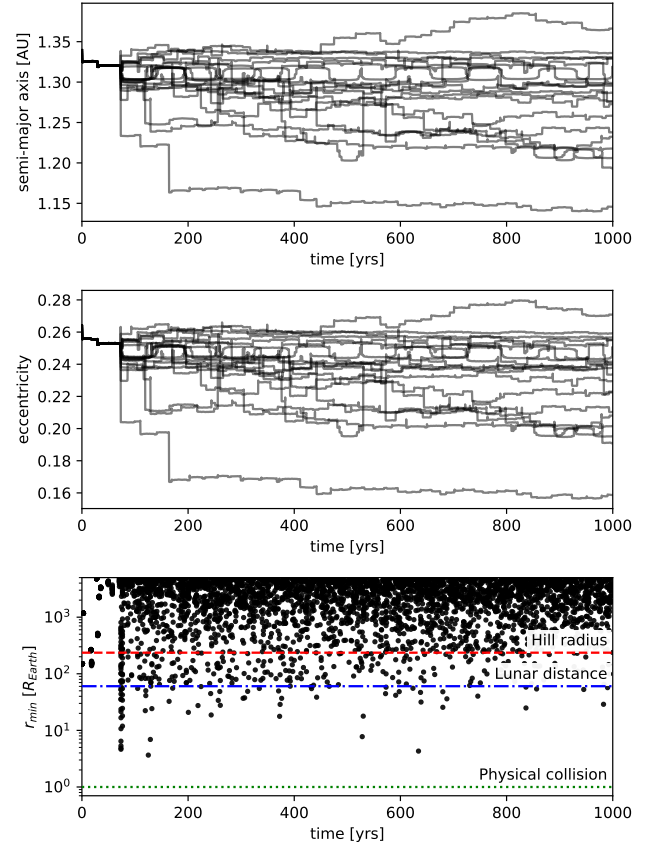


Figure 1. The short-term orbital evolution of 48 realizations of the Tesla, initially perturbed by 10^{-6} , over the next 1000 years. The top, middle, and bottom plots show the semi-major axis, eccentricity and minimum close approach distance to Earth for all realizations. The orbits diverge after an encounter in the year 2091.

lower limits on the collision probabilities with the terrestrial planets, since the Yarkovsky effect will tend to move the Tesla into a region of phase space where it can encounter strong resonances. However, we tried out a wide variety of values and find no effect on the evolution over the timescales we studied in this paper. This is because the Yarkovsky drift is overwhelmed by the random walk in semi-major axis from close encounters. In particular, over the 1000 yrs probed in Fig. 1, one would expect a Yarkovsky drift of at most $\sim 5 \times 10^{-4} \text{ au}$, which is negligible compared to the $\sim 0.1 \text{ au}$ diffusion in semi-major axis from close approaches over the same timescale.

3 EVOLUTION OVER THE NEXT FEW HUNDRED YEARS

We integrate the evolution of 48 realizations of the Tesla’s orbit over the next 1000 years. The initial velocity of the Tesla is perturbed by a random factor of the order of 10^{-6} to evaluate how chaotic the orbital evolution is. We plot the semi-major axis, the eccentricity, and the close approach distance to Earth for all 48 orbits in Fig. 1.

Given that the Tesla was launched from Earth, the two objects have intersecting orbits and repeatedly undergo close encoun-

¹ We use the ephemerides generated by NASA Horizons on February 8th, 2018, 21:00 EST.

² As reported by J. J. Hermes, UNC, <https://twitter.com/jotajotahermes/status/962545252446932993>.

ters. The bodies reach the same orbital longitude on their synodic timescale of ~ 2.8 yrs. Close encounters occur at conjunctions that happen in an inertial direction that lies within \sim one Hill sphere of where the two orbits actually cross. Because the Roadster’s initial orbit lies approximately tangent to that of the Earth at the former’s perihelion, encounters within one Hill sphere are possible over an enhanced range of orbital phases. In particular, expanding around perihelion,

$$r_T \approx \frac{a(1-e^2)}{(1+e)\left(1-\frac{ef^2}{2(1+e)}\right)} \approx r_\oplus \left(1 + \frac{ef^2}{2(1+e)}\right), \quad (1)$$

where r_T and r_\oplus are the orbital radii of the Tesla and Earth from the Sun, respectively, and a , e and f are the Roadster’s orbital semi-major axis, eccentricity, and true anomaly, respectively. Given $e \approx 0.26$, $r_\oplus \approx 1$ AU and Earth’s Hill radius of ≈ 0.01 AU, the Tesla can reach within a Hill sphere within ± 0.3 rad of perihelion, or over $\approx 10\%$ of its orbit. Roughly every tenth conjunction will therefore result in a close encounter, yielding $t_{\text{enc}} \sim 30$ yrs, approximately matching the results in Fig. 1.

As a first approximation, one can view the orbit of the Tesla as a sequence of patched conic sections; between encounters the roadster follows a Keplerian orbit around the Sun, while when it enters the Earth’s Hill sphere it follows a hyperbolic trajectory around the planet that “ejects” it onto a modified heliocentric orbit. Because the close encounters happen initially at perihelion and the new Keplerian orbit must still pass through the location of the encounter, the changes in the semi-major axis and eccentricity are extremely correlated (compare the top and middle panel of Fig. 1). Typical individual encounters are strong enough to change the orbital elements by a few percent at a time. The cumulative effect of successive encounters can be qualitatively understood as a random walk.

After the year 2091, the trajectories, initially perturbed only by 10^{-6} , diverge quickly after a particular close encounter with Earth. In our sample of 48 short-term simulations, we do not observe any physical collisions with the Earth over the next 1000 years. We note however that we do not attempt to give an accurate probability for this kind of event. With more accurate ephemerides, it will be possible to calculate this probability much more accurately. Here, we simply point out the sensitivity of the subsequent orbital evolution on the precise impact parameter of this encounter. The sensitivity for this and all subsequent encounters will make it impossible to accurately predict the orbital evolution for more than a few hundred years, even with highly accurate ephemerides.

We can, however, draw conclusions about the statistical properties of the ensemble of simulations. This kind of analysis is common in studies of the chaotic systems such as our solar system (Laskar & Gastineau 2009).

4 LONG-TERM EVOLUTION

We now turn to the long-term dynamical evolution for which we integrate 240 realizations of the Tesla for 3.5 Myr into the future. Each realization is initialized in the same way as the short-term integrations.

Fig. 2 shows the evolution of the objects in semi-major axis and eccentricity space. The star shows the initial orbit. The colour corresponds to time. The solid black curves indicate the set of orbits which have an aphelion or perihelion which intersects the orbit of Mercury, Venus, Earth, or Mars.

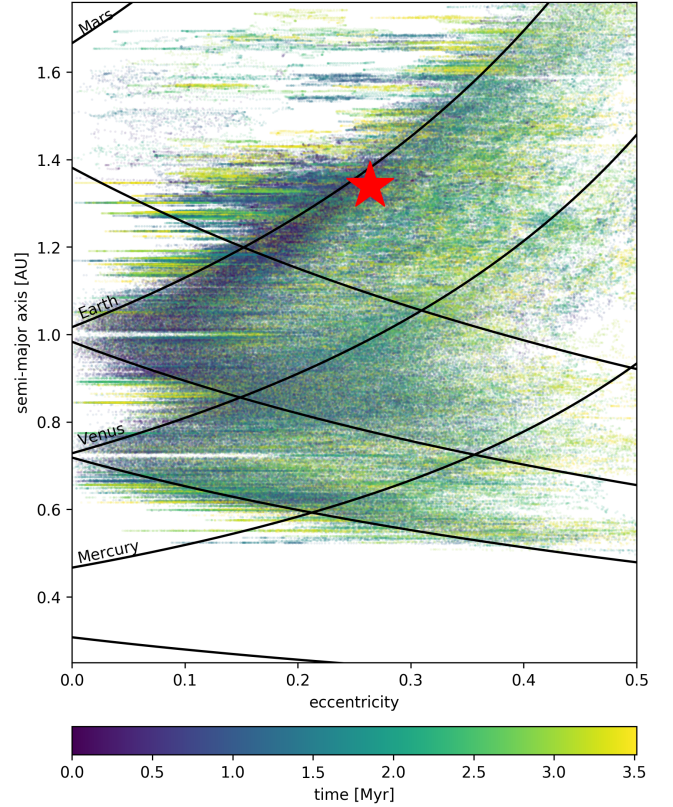


Figure 2. Long-term orbital evolution of the Tesla, showing the semi-major axis and eccentricity of 240 realizations. The star shows the initial orbit. The curves indicate the set of orbits having aphelion or perihelion which intersects the orbit of Mercury, Venus, Earth, or Mars. Close encounters with planets are only possible between the aphelion and perihelion lines.

As we have seen in Sec. 3, the short-term evolution is dominated by close encounters with the Earth. We can see in Fig. 2 that the phase space region enclosed by the aphelion and perihelion lines of Earth remains highly populated even on a million year timescale. Thus the orbit remains in a region that is dominated by close encounters with the Earth. At later times, interactions with Venus become more frequent. Close encounters with Mars are also possible, although seem to occur less frequently. While the region bounded by the lines corresponding to Mercury is almost completely empty, one would expect it to become populated on longer timescales.

Over long timescales, one can also see horizontal tracks in Fig. 2 that are outside the phase space regions where close encounters with any of the planets are possible. This evolution in eccentricity at constant semi-major axis is due to resonant and secular effects (Gladman et al. 1997).

5 COLLISION PROBABILITIES

As a simple estimate of the collision time with Earth, we can imagine encounters occurring every t_{enc} (Sec. 3), each of which have a collision probability given by the planet’s cross-sectional area relative to that of the Hill sphere. This yields a collision time of ~ 1.6 Myr. The above likely underestimates the collision time be-

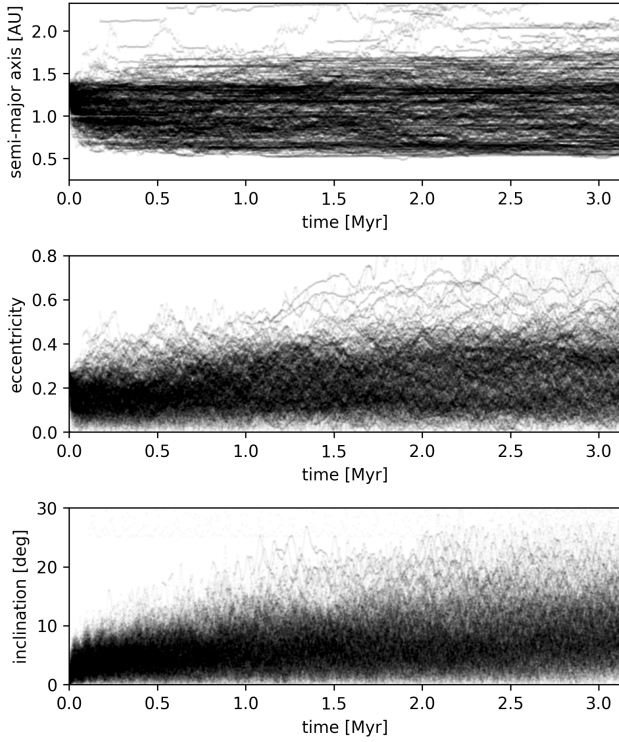


Figure 3. Long-term evolution of the Tesla’s semi-major axis, eccentricity, and inclination as a function of time. The orbital elements undergo a random walk.

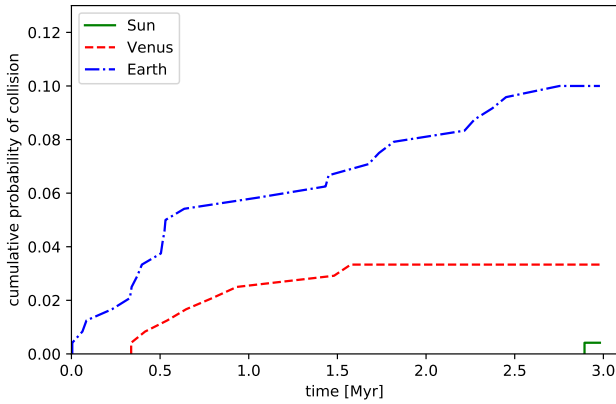


Figure 4. The probability of the Tesla having a physical collisions with solar system planets. For all planets not shown, no collision was observed in our simulations.

cause the Tesla can, at least temporarily, diffuse into configurations that do not cross the Earth or even any of the terrestrial planets (see Fig. 2). The Tesla can also obtain a high eccentricity and inclination which further increases the collision time. The growth in these parameters can be seen for a minority of the trajectories in the bottom panel of Fig. 3.

In Fig. 4 we plot the collision probability with all solar system planets and the Sun for our long-term integrations. In most realizations, the Tesla does not collide with any object over the timescales we considered. Although there were several close encounters with

Mars in our simulations, none of them resulted in a physical collision. We find that there is a $\approx 6\%$ chance that the Tesla will collide with Earth and a $\approx 2.5\%$ chance that it will collide with Venus within the next 1 Myr. The collision rate goes down slightly with time. After 3 Myr the probability of a collision with Earth is $\approx 11\%$. We observed only one collision with the Sun within 3 Myr.

These collision rates are smaller than the $\approx 50\%$ impact probability over 1 Myr of lunar ejecta studied by Gladman et al. (1996). By contrast, our results are comparable to the estimated collision probabilities of $\sim 20\%$ with the Earth within 1 Myr for the ejecta from giant impacts with the Earth in Bottke et al. (2015). We attribute this difference to the different ejection speeds, and therefore initial eccentricities, of the various objects.

Our results imply a dynamical half-life of the Tesla of ~ 20 Myr. The precise likelihood of collision with the terrestrial planets requires longer integrations and will depend on whether the Tesla can diffuse to the asteroid belt beyond 2 AU and encounter strong resonances that send it into the Sun before the planets sweep it up. Nevertheless, we expect collision probabilities with the Earth to be substantial. Figure 3 shows the evolution of the various Tesla clones’ orbital semimajor axis, eccentricity and inclination. All Roadsters start at 1.34 AU and the vast majority does not diffuse beyond 1.7 AU over 3 Myr, because most of the Earth-crossing phase space volume to diffuse into lies at lower semimajor axes as can be seen in Fig. 2. This is confirmed by the fact that we only observe one collision with the Sun in our ensemble of 240 objects.

As can be seen in Fig. 3, most orbits remain at inclinations of less than 15° in our integrations. We expect that the orbits that reach a high enough inclination will have longer lifetimes and are more likely to escape the terrestrial planet zone through resonant and secular interactions. The relevant timescales for this effect would be significantly longer than a few million years, but we leave more detailed investigations to future work.

6 CONCLUSIONS

In this paper, we have investigated the fate of the Tesla Roadster launched by SpaceX with their Falcon Heavy rocket on February 6th, 2018. The Tesla is currently on an Earth and Mars crossing orbit. Its first close encounter that may come within a lunar distance of the Earth will occur in 2091. On timescales significantly longer than a century, continued close encounters will render precise long-term predictions of the object’s chaotic orbit impossible.

However, using an ensemble of several hundred realizations we were able to statistically determine the probability of the Tesla colliding with the solar system planets on astronomical timescales. Although some of the orbits experience resonant and secular effects, the orbital evolution remains dominated by close encounters with the terrestrial planets, in particular Earth, Venus and Mars. Most of our 3 Myr realizations do not result in collisions with any solar system bodies, but we do find many cases where the Tesla impacts the terrestrial planets. Specifically, we numerically calculate a collision probability of $\approx 6\%$ and $\approx 2.5\%$ with the Earth and Venus over one million years, respectively. This leads us to estimate the dynamical half-life of the Tesla to be a few tens of Myr, similar to other NEAs (Gladman et al. 1997). Much longer integrations are needed to quantify whether most of the remaining realizations would result in impacts with the terrestrial planets, or whether the

Tesla can diffuse into strong resonances capable of driving it into the Sun.

ACKNOWLEDGMENTS

This research has been supported by the NSERC Discovery Grant RGPIN-2014-04553. We thank Peter Brown, Davide Farnocchia, and Matthew Holman for helpful discussions related to this project. This research was made possible by the open-source projects Jupyter (Kluyver et al. 2016), iPython (Pérez & Granger 2007), and matplotlib (Hunter 2007; Droettboom et al. 2016).

REFERENCES

- Bottke, W., Vokrouhlický, D., Marchi, S., Swindle, T., Scott, E., Weirich, J., & Levison, H. 2015, *Science*, 348, 321
- Bottke, W. F., Vokrouhlický, D., Rubincam, D. P., & Nesvorný, D. 2006, *Annu. Rev. Earth Planet. Sci.*, 34, 157
- Chesley, S. R., Chodas, P. W., Milani, A., Valsecchi, G. B., & Yeomans, D. K. 2002, *Icarus*, 159, 423
- Droettboom, M., Hunter, J., Caswell, T. A., Firing, E., Nielsen, J. H., Elson, P., Root, B., Dale, D., Lee, J.-J., Seppnen, J. K., McDougall, D., Straw, A., May, R., Varoquaux, N., Yu, T. S., Ma, E., Moad, C., Silvester, S., Gohlke, C., Wrtz, P., Hisch, T., Ariza, F., Cimarron, Thomas, I., Evans, J., Ivanov, P., Whitaker, J., Hobson, P., mdehoon, & Giuca, M. 2016, *matplotlib: matplotlib v1.5.1*
- Farnocchia, D., Chesley, S., Vokrouhlický, D., Milani, A., Spoto, F., & Bottke, W. 2013, *Icarus*, 224, 1
- Gladman, B. J., Burns, J. A., Duncan, M., Lee, P., & Levison, H. F. 1996, *Science*, 271, 1387
- Gladman, B. J., Migliorini, F., Morbidelli, A., Zappala, V., Michel, P., Cellino, A., Froeschle, C., Levison, H. F., Bailey, M., & Duncan, M. 1997, *Science*, 277, 197
- Hunter, J. D. 2007, *Computing In Science & Engineering*, 9, 90
- Kluyver, T., Ragan-Kelley, B., Pérez, F., Granger, B., Bussonnier, M., Frederic, J., Kelley, K., Hamrick, J., Grout, J., Corlay, S., et al. 2016, *Positioning and Power in Academic Publishing: Players, Agents and Agendas*, 87
- Laskar, J. & Gastineau, M. 2009, *Nat*, 459, 817
- Mommert, M., Hora, J. L., Farnocchia, D., Chesley, S. R., Vokrouhlický, D., Trilling, D. E., Mueller, M., Harris, A. W., Smith, H. A., & Fazio, G. G. 2014, *ApJ*, 786, 148
- Nobili, A. & Roxburgh, I. W. 1986, in *IAU Symposium*, Vol. 114, *Relativity in Celestial Mechanics and Astrometry. High Precision Dynamical Theories and Observational Verifications*, ed. J. Kovalevsky & V. A. Brumberg, 105–110
- Pérez, F. & Granger, B. E. 2007, *Computing in Science and Engineering*, 9, 21
- Rein, H. & Liu, S.-F. 2012, *A&A*, 537, A128
- Rein, H. & Spiegel, D. S. 2015, *MNRAS*, 446, 1424
- Vokrouhlický, D., Bottke, W. F., Chesley, S. R., Scheeres, D. J., & Statler, T. S. *The Yarkovsky and YORP Effects* (University of Arizona Press), 509–531
- Wisdom, J. 1985, *Nature*, 315, 731