

Scalable Lattice Influence Maximization

Wei Chen¹, Ruihan Wu², and Zheng Yu³

¹ Microsoft Research, Beijing, China
weic@microsoft.com

² Cornell University, Ithaca, NY, USA
rw565@cornell.edu

³ Princeton University, Princeton, NJ, USA
zhengy@princeton.edu

Abstract. Influence maximization is the task of finding k seed nodes in a social network such that the expected number of activated nodes in the network (under certain influence propagation model), referred to as the influence spread, is maximized. Lattice influence maximization (LIM) generalizes influence maximization such that, instead of selecting k seed nodes, one selects a vector $\mathbf{x} = (x_1, \dots, x_d)$ from a discrete space \mathcal{X} called a lattice, where x_j corresponds to the j -th marketing strategy and \mathbf{x} represents a marketing strategy mix. Each strategy mix \mathbf{x} has probability $h_u(\mathbf{x})$ to activate a node u as a seed. LIM is the task of finding a strategy mix under the constraint $\sum_j x_j \leq k$ such that its influence spread is maximized. We adapt the reverse influence sampling (RIS) approach and design scalable algorithms for LIM. We first design the IMM-PRR algorithm based on partial reverse-reachable sets as a general solution for LIM, and improve IMM-PRR for a large family of models where each strategy independently activates seed nodes. We then propose an alternative algorithm IMM-VSN based on virtual strategy nodes, for the family of models with independent strategy activations. We prove that both IMM-PRR and IMM-VSN guarantees $1 - 1/e - \varepsilon$ approximation for small $\varepsilon > 0$. Empirically, through extensive tests we demonstrate that IMM-VSN runs faster than IMM-PRR and much faster than other baseline algorithms while providing the same level of influence spread. We conclude that IMM-VSN is the best one for models with independent strategy activations, while IMM-PRR works for general modes without this assumption. Finally, we extend LIM to the partitioned budget case where strategies are partitioned into groups, each of which has a separate budget, and show that a minor variation of our algorithms would achieve $1/2 - \varepsilon$ approximation ratio with the same time complexity.

Keywords: influence maximization, lattice influence maximization, scalable influence maximization, reverse influence sampling

1 Introduction

The classical influence maximization task is to find a small set of seed nodes to maximize the expected number of activated nodes from these seeds, referred to as the *influence spread*, based on certain diffusion process in a social network [20]. It models the viral marketing scenario in social networks and its variants also find applications in diffusion monitoring, rumor control, crime prevention, etc. (e.g., [21, 3, 17, 26]). Therefore, numerous studies on influence maximization have been conducted since its inception. One important direction is scalable influence maximization, which aims at design efficient approximation algorithms and heuristics for large social networks. Many diverse approaches including graph theoretic heuristics, sketching methods, and random sampling have been tried for scalable influence maximization (e.g., [7, 15, 33, 2, 32, 31, 9]). Other directions include competitive and complementary influence maximization [3, 17, 22], continuous-time influence maximization [14], topic-aware influence maximization [4], etc.

However, a generalization of influence maximization already considered by Kempe et al. in their seminal paper [20] receives much less attention and is left largely unexplored. Kempe et al. consider viral marketing scenarios with a general marketing strategy mix of d different strategies, with each strategy j taking value x_j (e.g., money put into strategy j). The combined strategy mix is a vector $\mathbf{x} = (x_1, x_2, \dots, x_d)$. When applying

the strategy mix \mathbf{x} to the social network, each node u in the social network has a probability of $h_u(\mathbf{x})$ to be activated as a seed. After the seeds are probabilistically activated by the marketing strategies, influence propagates from the seeds in the network as dictated by an influence diffusion model. The optimization problem is to find the best strategy mix \mathbf{x}^* that maximizes the influence spread subject to the budget constraint $\sum_{j \in [d]} x_j \leq k$, where notation $[d]$ means $\{1, 2, \dots, d\}$. In this paper, we consider strategy mixes taken from a discrete space \mathcal{X} referred to as a *lattice*, and thus we call the above optimization problem *lattice influence maximization (LIM)*.

LIM represents more realistic scenarios, since in practice companies often apply a mix of marketing strategies, such as coupons, direct mails, marketing events, and target at different segments of users. In [20], Kempe et al. outline the basic approach based on submodularity and greedy algorithm to solve the problem. This direction, however, has not been further investigated in the research community. The only relevant study we find is [34], which investigates influence maximization with fractional or continuous discounts on users in the network, a special case of the LIM problem.

In this paper, we provide a detailed study on the scalable solutions for the LIM problem. It is well known that the naive greedy approach for influence maximization is not scalable due to excessive Monte Carlo simulations. The problem could be even worse for LIM when we have a large strategy space with complicated interactions with the social network. We tackle this problem by adapting the reverse influence sampling (RIS) approach [2, 32, 31], which is successful for the classical influence maximization problem. The adaption of RIS to LIM is not straightforward, because nodes in the network are not deterministically selected as seeds but probabilistically selected based on the complicate function $h_u(\mathbf{x})$. In fact, the study in [34] does not apply the RIS approach and only provides some heuristic algorithms without any theoretical guarantee.

In our study, we first prove several important properties that enable the RIS approach in the LIM setting, one of which in particular shows that the RIS approach in LIM can be interpreted as partial coverage of reverse-reachable sets. From this we design a general scalable algorithm IMM-PRR adapted from the IMM algorithm for the classical influence maximization problem [31].

Then we identify a large class of LIM problems in which each strategy could independently activate nodes as seeds in the social network, which we call *independent strategy activations*. We show that this class of problem covers many practical application scenarios including user segment marketing, personalized marketing, and repeated event marketing. For this class of problems we revise IMM-PRR to improve its efficiency. Next, we further investigate an alternative design choice where we convert strategies into virtual nodes so that the propagation can be reduced to that of the classical triggering model [19]. Again, although the idea of introducing virtual nodes seem to be natural, it is nontrivial to make it exactly match the original LIM model. In fact, we need to apply a novel integration of the classical independent cascade (IC) and linear threshold (LT) models into a single model to make it work, and this integration could be of independent interest by itself. We refer to the resulting algorithm as IMM-VSN. For both IMM-PRR and IMM-VSN, we prove that they provide $1 - 1/e - \varepsilon$ approximation to the LIM problem for any $\varepsilon > 0$, and we analyze their time complexity, which indicates that IMM-VSN could perform better in running time.

We conduct extensive experiments of our algorithms and several baseline algorithms (including algorithms proposed in [34]) on four real-world networks with two different type of marketing strategies. Our experimental results demonstrate that IMM-VSN is faster than IMM-PRR, and is much faster than all other baseline algorithms, while IMM-VSN/IMM-PRR provides the same or slightly better influence spread than other algorithms. Moreover, for both IMM-VSN/IMM-PRR, we can easily tune one parameter to balance between theoretical guarantee and faster performance.

Finally, we generalize LIM originally proposed by [20] to accommodate partitioned budgets (denoted as the LIM-PB problem), that is, the strategies are partitioned into groups and each group has a separate budget. This matches the practical scenario when marketing activities are coordinated by multiple parties, each of which focusing on different marketing channels with different marketing budgets. We connect the LIM-PB problem with submodular maximization under matroid constraints, and thus it implies that a minor variation of our algorithms would achieve $1/2 - \varepsilon$ approximation ratio with the same time complexity.

In summary, we make the following contributions: (a) we propose two scalable algorithms to solve the LIM problem with theoretical guarantees, one is more general and the other is more efficient in the case of independent strategy activations; (b) we demonstrate through experiments that IMM-VSN is the best for the case of independent strategy activations, and runs much faster than other algorithms; and (c) we extend the problem of LIM to the case of partitioned budgets, and show that our scalable algorithms can still provide constant approximation.

1.1 Related Work

Influence maximization for viral marketing is first studied as a data mining task in [11,25]. Kempe et al. [20] are the first to formulate the problem as a discrete optimization problem. They propose the independent cascade (IC), linear threshold (LT), triggering, and other more general models, study their submodularity, and propose the greedy algorithm that gives $1 - 1/e - \varepsilon$ approximate solution for $\varepsilon > 0$. They also propose the LIM problem and the greedy approach to solve the problem.

Scalable influence maximization is an important direction and receives many attention. Some early proposals rely on the properties of the IC and LT models as well as efficient graph algorithms to design scalable heuristics [8,33,15,18]. Borgs et al. [2] propose the novel approach of reverse influence sampling (RIS), which is able to provide both theoretical guarantee and scalable performance in practice. The RIS approach is improved by a series of studies [32,31,24,30], which is also a demonstration that even with the known RIS approach achieving scalable influence maximization still requires significant design effort. Our algorithm is based on RIS and is adapted from the IMM algorithm [31]. The adaptations from other algorithms (e.g. [24,30]) would be similar, and we choose IMM mainly for its relative simplicity for illustrative purpose.

Many other directions of influence maximization have been studied, such as competitive and complementary influence maximization, seed minimization, etc. They are less relevant to our study, so we refer to a monograph [6] for more comprehensive coverage on influence maximization.

In terms of the LIM problem, the most relevant study is the one in [34]. In their model, each user could receive a personalized discount, which is translated to the probability of the user being activated as a seed. This corresponds to the personalized marketing scenario in our setting. They propose a scalable heuristic algorithm based on coordinate decent to solve the problem. Comparing to their study, our algorithm is better in (a) providing theoretical guarantees on approximation ratio and running time; (b) solving a larger class of problems covering segment marketing, event marketing etc.; and (c) outperforming their algorithm in both running time and influence spread.

Demaine et al. propose a fractional influence model, in which the fractional solution x_v for a node v affects not only on v 's activation as a seed but also on v 's activation by its neighbors during the diffusion process [10]. Thus, their model is incomparable with our LIM model, although both allow fractional solutions.

DR-submodular function maximization over lattices or continuous domain receives many attentions in recent years (e.g., [12,27,16]). The main difference is that our algorithmic design focuses on the specific DR-submodular function related to the influence maximization task, while those studies focus on general DR-submodular functions. Another difference is that they often rely on gradient methods, which assume that the function is continuous and differentiable, but we do not rely on such assumptions.

2 Model and Problem Definition

Influence propagation in social networks is modeled by the triggering model [20]. A social network is modeled as a directed graph $G = (V, E)$, where V is the set of nodes representing individuals, and E is the set of directed edges representing influence relationships. We denote $n = |V|$ and $m = |E|$. In the triggering model, every node v has a distribution D_v over all subsets of its in-neighbors. Each node is either inactive or active, and once active it stays active. Before the propagation starts, each node v samples a triggering set $T_v \sim D_v$. The propagation proceeds in discrete time steps $t = 0, 1, 2, \dots$. At time $t = 0$, nodes in a given *seed set* $S \subseteq V$ are activated. For any time $t \geq 1$, an inactive node v becomes active if and only if at least one of its in-neighbors in T_v becomes active by time $t - 1$. The propagation ends when there is no newly activated

nodes at a step. Two classical models, independent cascade (IC) and linear threshold (LT), are both special cases of the triggering model: In the IC model, each edge (u, v) has an influence probability $p(u, v)$, and the triggering set T_v is sampled by independently sample every incoming edge (u, v) of v with success probability $p(u, v)$ and put u into T_v if the edge sample is successful; in the LT model, each edge (u, v) has an influence weight $w(u, v) \in [0, 1]$ such that $\sum_u w(u, v) \leq 1$, and at most one in-neighbor u is sampled into T_v with probability proportional to $w(u, v)$. When considering time complexity, we assume that each sample T_v can be drawn with time proportional to the in-degree of v , and this holds for both IC and LT models.

A key quantity is the *influence spread* of a seed set S , denoted as $\sigma(S)$, which is defined as the expected number of final active nodes for the propagation starting from S . The classical influence maximization task is to select at most k seed nodes to maximize the influence spread, i.e., to find $S^* = \arg \max_{S \subseteq V, |S| \leq k} \sigma(S)$. The problem is NP hard, and [20] proposes the greedy approximation algorithm, which is based on the submodularity of $\sigma(S)$ and guarantees $1 - 1/e - \varepsilon$ approximation for any small $\varepsilon > 0$.

In this paper we study the extension of influence maximization with general marketing strategies [20]. A mix of marketing strategies is modeled as a d -dimensional vector $\mathbf{x} = (x_1, \dots, x_d) \in \mathbb{R}_+^d$, where \mathbb{R}_+ is the set of nonnegative real numbers. Each dimension corresponds to a particular marketing strategy, e.g., direct mail to one segment of the user base. Under the marketing strategy mix \mathbf{x} , each node $u \in V$ is independently activated as a seed with the probability given by the *strategy activation function* $h_u(\mathbf{x})$. Then the set of activated seed nodes propagate the influence in the network following the triggering model. We define the *influence spread* of a marketing strategy mix \mathbf{x} as the expected number of nodes activated, and denote it as $g(\mathbf{x})$:

$$g(\mathbf{x}) = \mathbb{E}_S[\sigma(S)] = \sum_{S \subseteq V} \sigma(S) \cdot \prod_{u \in S} h_u(\mathbf{x}) \cdot \prod_{v \notin S} (1 - h_v(\mathbf{x})). \quad (1)$$

The above formula can be interpreted as follows: for each subset of nodes S , under the marketing strategy mix \mathbf{x} , the probability that exactly nodes in S are activated as seeds and nodes not in S are not activated as seeds is given as $\prod_{u \in S} h_u(\mathbf{x}) \cdot \prod_{v \notin S} (1 - h_v(\mathbf{x}))$, which is because the node activations are independent. Then given that exactly nodes in S are activated as seeds, the influences spread it generates is $\sigma(S)$. Therefore, enumerating through all possible subset set S , we obtain the above formula.

In this paper, we consider discretized marketing strategies with granularity parameter δ , i.e., each strategy x_i takes discretized values $0, \delta, 2\delta, \dots$. These set of vectors is referred to as a lattice, and is denoted as \mathcal{X} . We consider the marketing strategy mix \mathbf{x} with a total budget constraint k : $|\mathbf{x}| \leq k$, where $|\mathbf{x}| = \sum_{i \in [d]} x_i$. The above constraint can be thought as the total monetary budget constraint, where x_j is the monetary expense on strategy j , but other interpretations are also possible. Since we are doing influence maximization on lattice \mathcal{X} , we call it *lattice influence maximization*, as formally defined below.

Definition 1 (Lattice Influence Maximization). *Given a social network $G = (V, E)$ with the triggering model parameters $\{D_v\}_{v \in V}$, given the strategy activation functions $\{h_v\}_{v \in V}$ and a total budget k , the task of Lattice influence maximization, denoted as LIM, is to find an optimal strategy mix \mathbf{x}^* that achieves the largest influence spread within the budget constraint, that is*

$$\mathbf{x}^* = \arg \max_{\mathbf{x} \in \mathcal{X}, |\mathbf{x}| \leq k} g(\mathbf{x}).$$

Note that if $\mathcal{X} = \{0, 1\}^n$ and $h_v(\mathbf{x}) = x_v$, that is, v is activated as a seed if and only if it is selected by strategy \mathbf{x} , the LIM problem becomes the classical influence maximization problem. Therefore, LIM is more general, and inherits the NP-hardness of the classical problem. For convenience, we sometimes also use LIM to refer to the lattice-based propagation model described above.

To solve the LIM problem, [20] proposes the greedy algorithm based on the diminishing return property of $g(\mathbf{x})$, commonly referred to as the DR-submodular property [28]. For two vectors $\mathbf{x}, \mathbf{y} \in \mathbb{R}^d$, we denote $\mathbf{x} \leq \mathbf{y}$ if $x_i \leq y_i$ for all $i \in [d]$. Let $\mathbf{e}_i \in \mathbb{R}^d$ be the unit vector with the i -th dimension being 1 and all other dimensions being 0. For a vector function $f : \mathcal{X} \rightarrow \mathbb{R}$, we say that f is *DR-submodular* if for all $\mathbf{x}, \mathbf{y} \in \mathcal{X}$ with $\mathbf{x} \leq \mathbf{y}$, for all $i \in [d]$, $f(\mathbf{x} + \delta \mathbf{e}_i) - f(\mathbf{x}) \geq f(\mathbf{y} + \delta \mathbf{e}_i) - f(\mathbf{y})$; and we say that f is *monotone (nondecreasing)* if for all $\mathbf{x} \leq \mathbf{y}$, $f(\mathbf{x}) \leq f(\mathbf{y})$. Note that a set function f is monotone if $f(S) \leq f(T)$ for all $S \subseteq T$, and

Algorithm 1 Algorithm L-Greedy(f, k, δ)

Input: monotone DR-submodular f , budget k , granularity δ **Output:** vector \mathbf{x}

```
1:  $\mathbf{x} = \mathbf{0}$ 
2: for  $t = 1, 2, \dots, k \cdot \delta^{-1}$  do
3:    $j^* = \operatorname{argmax}_{j \in [d]} f(\mathbf{x} + \delta \mathbf{e}_j)$ 
4:    $\mathbf{x} = \mathbf{x} + \delta \mathbf{e}_{j^*}$ 
5: end for
6: return  $\mathbf{x}$ 
```

submodular if $f(S \cup \{u\}) - f(S) \geq f(T \cup \{u\}) - f(T)$ for all $S \subseteq T$ and $u \notin T$. It is clear that if we represent sets as binary vectors and take step size $\delta = 1$, then it coincides with monotonicity and DR-submodularity of vector functions.

When the vector function f on lattice \mathcal{X} is nonnegative, monotone and DR-submodular, the lattice-greedy (denoted as L-Greedy) algorithm as given in Algorithm 1 achieves $1 - 1/e$ approximation [23]. The L-Greedy algorithm searches the coordinate that gives the largest marginal return and moves one step of size δ on that coordinate, until it exhausts the budget.

To apply the L-Greedy algorithm to LIM, [20] shows that when h_v 's are monotone and DR-submodular with $\sigma(S)$ being monotone and submodular, the influence spread $g(\mathbf{x})$ given in Eq. (1) is also monotone and DR-submodular. Therefore, the L-Greedy algorithm can be applied to $g(\mathbf{x})$. As it is #P-hard to compute the influence spread $\sigma(S)$ in the IC and LT models [33, 8], we could use Monte Carlo simulations to estimate $g(\mathbf{x})$ to achieve $1 - 1/e - \varepsilon$ approximation for any small $\varepsilon > 0$.

We remark that in the LIM problem, for each strategy j , we can add an upper bound constraint $x_i \leq b_i$ without changing the problem, because we can extend the domain of x_i beyond b_i by restricting $h_v(\mathbf{x})$ with some $x_i > b_i$ to be the value at the boundary $x_i = b_i$. It is easy to verify that this extension will not affect monotonicity and DR-submodularity of function h_v , nor will it affect the lattice-greedy algorithm.

3 Scalable Algorithms for LIM

It is well known that the Monte Carlo greedy algorithm is not scalable. In this paper, we propose scalable solutions to the LIM problem based on the seminal reverse influence sampling (RIS) approach [2, 32, 31]. In particular, we adapt the IMM (Influence Maximization with Martingales) algorithm of [31] in two different ways, one relies on partial reverse reachable sets and is denoted as IMM-PRR, and the other uses virtual strategy nodes and is denoted as IMM-VSN.

3.1 Reverse Reachable Sets and Its Properties

The RIS approach is based on the key concept of the *reverse reachable sets (RR sets)*, as defined below.

Definition 2 (Reverse Reachable Set). *Under the triggering model, a reverse reachable (RR) set rooted at a node v , denoted R_v , is the random set of nodes v reaches in one reverse propagation: sample all triggering sets $\{T_u\}_{u \in V}$, such that edges $\{(w, u) \mid u \in V, w \in T_u\}$ together with nodes V form a live-edge graph, and R_v is the set of nodes that can reach v (or v can reach reversely) in this live-edge graph. An RR set R without specifying a root is one with root v selected uniformly at random from V .*

Intuitively, RR sets rooted at v store nodes that are likely to influence v . Technically, it has the following important connection with the influence spread of a seed set S : $\sigma(S) = n \cdot \mathbb{E}_R[\mathbb{I}\{S \cap R \neq \emptyset\}]$, where \mathbb{I} is the indicator function [2, 31].

For our LIM problem, our first key observation is that the above property can be extended in the following way as a partial coverage on RR sets.

Lemma 1. For any strategy mix $\mathbf{x} \in \mathcal{X}$, we have

$$g(\mathbf{x}) = n \cdot \mathbb{E}_R \left[1 - \prod_{v \in R} (1 - h_v(\mathbf{x})) \right]. \quad (2)$$

Proof. By Eq. (1), we have $g(\mathbf{x}) = \mathbb{E}_S[\sigma(S)] = n \cdot \mathbb{E}_{S,R}[\mathbb{I}\{S \cap R \neq \emptyset\}] = n \cdot \mathbb{E}_R[\Pr_S\{S \cap R \neq \emptyset\}]$. Then $\Pr_S\{S \cap R \neq \emptyset\}$ is the probability that at least one node in R (now fixed) is activated as a seed under strategy mix \mathbf{x} , so it is $1 - \prod_{v \in R} (1 - h_v(\mathbf{x}))$. \square

Lemma 1 indicates that an RR set R is *partially* covered by a strategy mix \mathbf{x} with probability (or weight) $1 - \prod_{v \in R} (1 - h_v(\mathbf{x}))$, instead of the classical case where an RR set is either fully covered by a seed set S or not. This lead to the partial RR set extension of IMM, called IMM-PRR.

3.2 Algorithm IMM-PRR

General Structure of IMM-PRR. By Eq.(2), we can generate θ independent RR sets as a collection \mathcal{R} to obtain

$$\hat{g}_{\mathcal{R}}(\mathbf{x}) = \frac{n}{\theta} \sum_{R \in \mathcal{R}} \left(1 - \prod_{v \in R} (1 - h_v(\mathbf{x})) \right) \quad (3)$$

as an unbiased estimate of $g(\mathbf{x})$. Moreover, we have the following property for $\hat{g}_{\mathcal{R}}(\mathbf{x})$.

Lemma 2. If h_v is monotone and DR-submodular for all $v \in V$, then functions g and $\hat{g}_{\mathcal{R}}$ are also monotone and DR-submodular.

Proof (Sketch). We apply the technical Lemma 3 below on $\prod_{v \in R} (1 - h_v(\mathbf{x}))$, and notice that $1 - h_v(\mathbf{x})$ is nonnegative, monotone nonincreasing, and DR-supermodular. Therefore, $1 - \prod_{v \in R} (1 - h_v(\mathbf{x}))$ is nonnegative, monotone increasing, and DR-submodular. \square

Lemma 3. If f_1 and f_2 are nonnegative, monotone nonincreasing and DR-supermodular, then $f(\mathbf{x}) = f_1(\mathbf{x})f_2(\mathbf{x})$ is also monotone nonincreasing and DR-supermodular.

Proof. The monotonicity is straightforward. For DR-supermodularity, for any $\mathbf{x} \leq \mathbf{y}$, we have

$$\begin{aligned} & (f(\mathbf{x} + \delta \mathbf{e}_i) - f(\mathbf{x})) - (f(\mathbf{y} + \delta \mathbf{e}_i) - f(\mathbf{y})) \\ &= f_1(\mathbf{x} + \delta \mathbf{e}_i)f_2(\mathbf{x} + \delta \mathbf{e}_i) - f_1(\mathbf{x})f_2(\mathbf{x}) \\ & \quad - (f_1(\mathbf{y} + \delta \mathbf{e}_i)f_2(\mathbf{y} + \delta \mathbf{e}_i) - f_1(\mathbf{y})f_2(\mathbf{y})) \\ &= f_1(\mathbf{x} + \delta \mathbf{e}_i)(f_2(\mathbf{x} + \delta \mathbf{e}_i) - f_2(\mathbf{x})) \\ & \quad + f_2(\mathbf{x})(f_1(\mathbf{x} + \delta \mathbf{e}_i) - f_1(\mathbf{x})) \\ & \quad - f_1(\mathbf{y} + \delta \mathbf{e}_i)(f_2(\mathbf{y} + \delta \mathbf{e}_i) - f_2(\mathbf{y})) \\ & \quad - f_2(\mathbf{y})(f_1(\mathbf{y} + \delta \mathbf{e}_i) - f_1(\mathbf{y})) \\ &\leq f_1(\mathbf{x} + \delta \mathbf{e}_i)(f_2(\mathbf{y} + \delta \mathbf{e}_i) - f_2(\mathbf{y})) \\ & \quad + f_2(\mathbf{x})(f_1(\mathbf{y} + \delta \mathbf{e}_i) - f_1(\mathbf{y})) \\ & \quad - f_1(\mathbf{y} + \delta \mathbf{e}_i)(f_2(\mathbf{y} + \delta \mathbf{e}_i) - f_2(\mathbf{y})) \\ & \quad - f_2(\mathbf{y})(f_1(\mathbf{y} + \delta \mathbf{e}_i) - f_1(\mathbf{y})) \\ &= (f_1(\mathbf{x} + \delta \mathbf{e}_i) - f_1(\mathbf{y} + \delta \mathbf{e}_i))(f_2(\mathbf{y} + \delta \mathbf{e}_i) - f_2(\mathbf{y})) \\ & \quad + (f_2(\mathbf{x}) - f_2(\mathbf{y}))(f_1(\mathbf{y} + \delta \mathbf{e}_i) - f_1(\mathbf{y})) \leq 0, \end{aligned}$$

where the first inequality is due to the DR-supermodular and nonnegative conditions, and the second inequality is due to the monotone nonincreasing property.

Algorithm 2 General structure of IMM-PRR

Input: G : the social graph; $\{D_v\}_{v \in V}$: triggering model parameters; $\{h_v\}_{v \in V}$: strategy activation functions (or $\{q_{v,j}\}_{v \in V, j \in S_v}$ for L-GreedyDelta); k : budget; δ : granularity; ε : accuracy; ℓ : confidence

Output: $\mathbf{x} \in \mathcal{X}$

- 1: $\mathcal{R} = \text{Sampling}(G, \{D_v\}_{v \in V}, k, \delta, \varepsilon, \ell)$
 - 2: $\mathbf{x} = \text{L-Greedy}(\hat{g}_{\mathcal{R}}, k, \delta)$
// or L-GreedyDelta($\mathcal{R}, \{q_{v,j}\}_{v \in V, j \in S_v}, k, \delta$)
 - 3: **return** \mathbf{x}
-

With Lemma 2, we can apply the L-Greedy algorithm on $\hat{g}_{\mathcal{R}}$. Let $\hat{\mathbf{x}}^o = \text{L-Greedy}(\hat{g}_{\mathcal{R}}, k, \delta)$. When $\theta = |\mathcal{R}|$ is large enough, $\hat{g}_{\mathcal{R}}$ is very close to g , and we could show that $\hat{\mathbf{x}}^o$ is a $1 - 1/e - \varepsilon$ approximation for the LIM problem.

This leads to the general structure of the IMM-PRR algorithm as given in Algorithm 2, similar to the IMM algorithm. The algorithm takes the input as listed in Algorithm 2 and outputs \mathbf{x} such that \mathbf{x} is a $1 - 1/e - \varepsilon$ approximate solution to the LIM problem with probability at least $1 - n^{-\ell}$. The algorithm contains two phases. In the first phase, the Sampling procedure determines the number of RR sets needed and generates these RR sets; in the second phase, a lattice-greedy algorithm on these RR sets are used to find the resulting strategy vector \mathbf{x} . We first discuss the second phase, which requires major changes from the original IMM algorithm, and then introduce the first phase.

Efficient L-Greedy on RR Sets under Independent Strategy Activation. If the strategy activation function $h_v(\cdot)$'s are given as black boxes, we have to compute $h_v(\mathbf{x})$ from scratch. Suppose that the running time cost for computing $h_v(\mathbf{x})$ is $O(T_{h_v})$. Then it is straightforward to verify that the L-Greedy(\hat{g}, k, δ) algorithm with the computation of $\hat{g}(\mathbf{x})$ as given in Eq. (3) has time complexity $O(k \cdot \delta^{-1} \cdot d \cdot \sum_{R \in \mathcal{R}} \sum_{v \in R} T_{h_v})$.

When we have further structural knowledge about h_v 's, we can greatly improve the efficiency of the L-Greedy algorithm. In particular, we consider a large class of functions where each strategy j independently try to activate v as a seed. We refer to this case as *independent strategy activation*. Suppose that the set of strategies that may activate v is $S_v \subseteq [d]$, and the probability that strategy j with amount x_j activates v as a seed is $q_{v,j}(x_j)$, with $q_{v,j}(0) = 0$. Then we have

$$h_v(\mathbf{x}) = 1 - \prod_{j \in S_v} (1 - q_{v,j}(x_j)). \quad (4)$$

We assume that $q_{v,j}(x)$ is non-decreasing and concave for every $j \in S_v$. The following lemma shows that in this case $h_v(\mathbf{x})$ is monotone and DR-submodular.

Lemma 4. *If function $q_{v,j}(x)$ is non-decreasing and concave for every $j \in S_v$, then $h_v(\mathbf{x})$ is monotone and DR-submodular.*

Proof (Sketch). The proof also uses Lemma 3, and we only need to notice that one-dimensional convexity is a special case of DR-supermodularity. \square

We now justify the independent strategy activation assumption (Eq. (4)) with several application scenarios. The first application scenario is *user segment marketing*, in which each strategy j targets at a disjoint subset of users V_j . In this case, for each user v , it has a unique strategy targeted at v , i.e. $|S_v| = 1$.

The second scenario is *personalized marketing*, where each user is targeted with a personalized strategy. The personalized discount strategies studied in [34] belongs to this scenario. Technically, this scenario is a special case of the above segment marketing scenario, where the user segments V_j 's are all singletons, and $d = n$.

The third scenario is repeated marketing such as *multi-event marketing*. For example, each strategy j is a type of events, and x_j is the number of events of type j . Suppose that for each event of type j , a user v targeted by this event has an independent probability $r_{v,j}$ to be activated as a seed, then $q_{v,j}(x_j) = 1 - (1 - r_{v,j})^{x_j}$.

Algorithm 3 L-GreedyDelta: Efficient lattice-greedy implementation on RR sets

Input: $\mathcal{R} = \{R_1, \dots, R_\theta\}$: RR sets; $\{q_{v,j}\}_{v \in V, j \in S_v}$; k : budget; δ : granularity

Output: $\mathbf{x} \in \mathcal{X}$

```
1:  $\mathbf{x} = (x_1, \dots, x_d) = \mathbf{0}$ 
2: // Lines 3-5 can be done while generating RR sets
3:  $\mathbf{s} = (s_0, s_1, \dots, s_\theta)$  with  $s_0 = 0$ ,  $s_i = \prod_{v \in R_i} \prod_{j \in S_v} (1 - q_{v,j}(x_j))$ 
4:  $\forall j \in [d]$ ,  $List_j = \emptyset$ 
5:  $\forall R_i \in \mathcal{R}$ ,  $\forall v \in R_i$ ,  $\forall j \in S_v$ , append  $(i, v)$  to  $List_j$ 
6: for  $t = 1, 2, \dots, k \cdot \delta^{-1}$  do
7:   for  $j \in [d]$  do
8:      $\Delta_j = 0$ ,  $prev = 0$ ,  $ratio = 1$ 
9:     for  $(i, v) \in List_j$  do
10:      if  $i \neq prev$  then
11:         $\Delta_j = \Delta_j + s_{prev} \cdot (1 - ratio)$ 
12:         $ratio = 1$ 
13:         $prev = i$ 
14:      end if
15:       $ratio = ratio \cdot \frac{1 - q_{v,j}(x_j + \delta)}{1 - q_{v,j}(x_j)}$ 
16:    end for
17:    if  $prev \neq 0$  then
18:       $\Delta_j = \Delta_j + s_{prev} \cdot (1 - ratio)$ 
19:    end if
20:  end for
21:   $j^* = \operatorname{argmax}_{j \in [d]} \Delta_j$ 
22:   $\mathbf{x} = \mathbf{x} + \delta \mathbf{e}_{j^*}$ 
23:   $\forall i \in [\theta]$ ,  $s_i = s_i \cdot \prod_{v \in R_i: j^* \in S_v} (1 - q_{v,j^*}(x_{j^*} + \delta)) \cdot (1 - q_{v,j^*}(x_{j^*}))^{-1}$ 
24: end for
25: return  $\mathbf{x}$ 
```

This is a concrete example where $q_{v,j}(x)$ is non-decreasing and concave, and thus by Lemma 4 $h_v(\mathbf{x})$ is monotone and DR-submodular.

Eq. (4) enables more efficient updates for L-Greedy: Instead of always computing $\hat{g}_{\mathcal{R}}(\mathbf{x} + \delta \mathbf{e}_j)$ from scratch in L-Greedy(\hat{g}, k, δ), we compute $\Delta_j(\mathbf{x}) = \hat{g}_{\mathcal{R}}(\mathbf{x} + \delta \mathbf{e}_j) - \hat{g}_{\mathcal{R}}(\mathbf{x})$, which is given below.

$$\Delta_j(\mathbf{x}) = \frac{n}{\theta} \sum_{R \in \mathcal{R}} \left(\prod_{v \in R} \prod_{j' \in S_v} (1 - q_{v,j'}(x_{j'})) \right) \cdot \left(1 - \frac{\prod_{v: v \in R, j \in S_v} (1 - q_{v,j}(x_j + \delta))}{\prod_{v: v \in R, j \in S_v} (1 - q_{v,j}(x_j))} \right). \quad (5)$$

The advantage of Eq. (5) is in reusing past computations. Specifically, the term within the first parentheses is the same across all strategies, so its computation can be shared. Moreover, since it is often the case that each user is only exposed to a small subset of strategies (i.e. $|S_v|$ is smaller than d), we carefully maintain a data structure to improve the efficiency when $|S_v| < d$. Algorithm 3 presents the detailed lattice-greedy update procedure L-GreedyDelta, which replaces L-Greedy(\hat{g}, k, δ) when Eq. (4) holds.

In Algorithm 3, we use s_i to store the term $\prod_{v \in R_i} \prod_{j' \in S_v} (1 - q_{v,j'}(x_{j'}))$ in Eq. (5) shared across different strategies j . We use $ratio$ to store the ratio term $\prod_{v: v \in R, i \in S_v} (1 - q_{v,i}(x_i + \delta)) (1 - q_{v,i}(x_i))^{-1}$ in Eq. (5). The $List_j$ is a linked list for strategy j , and it stores the pair (i, v) , which means RR set R_i contains node v that can be affected by strategy j . The list is ordered by RR set index i first and then by node index v . In each round t , the algorithm iterates through all strategies j (lines 7–20) to compute $\Delta_j(\mathbf{x})$ for the current \mathbf{x} . In particular, for each strategy j , the algorithm traverses the $List_j$ (lines 9–16), and for the segment with the same RR set index i , it updates $ratio$, and when it reaches a new RR set index ($i \neq prev$), it cumulates Δ_j

as given in Eq. (5) for the corresponding RR set. The reason we maintain $List_j$ of pairs instead of simply looping through all RR set indices i and then all nodes within R_i is that RR sets are usually not very large, and it is likely that no node in RR set R_i is affected by strategy j , and thus not looping through all RR sets save time. After computing $\Delta_j = \Delta_j(\mathbf{x})$, we find the strategy j^* with the largest Δ_j (line 21), move along the direction of j^* for one step (line 22), and then update all shared terms s_i 's (line 23).

Suppose that the running time cost for computing each $q_{v,j}(x_j)$ is a constant. Then we have:

Lemma 5. *The time complexity of L-GreedyDelta is $O(k \cdot \delta^{-1} \cdot (\sum_{R \in \mathcal{R}} \sum_{v \in R} |S_v|))$.*

Proof (Proof of Lemma 5 (Sketch)). The algorithm has totally $k\delta^{-1}$ rounds. In each round, it enumerates all tuples (i, v, j) for RR set R_i , node $v \in R_i$ and strategy $j \in S_v$, and for each tuple it has a constant number of calls to function $q_{v,j}$, so the running time in one round t is $O(\sum_{R \in \mathcal{R}} \sum_{v \in R} |S_v|)$. \square

Notice that if we compute $\hat{g}(\mathbf{x} + \delta \mathbf{e}_j)$ directly instead of $\Delta_j(\mathbf{x})$, we have $T_{h_v} = O(d)$. Then time complexity is $O(k \cdot \delta^{-1} \cdot d \cdot \sum_{R \in \mathcal{R}} \sum_{v \in R} |S_v|)$, which is worse than L-GreedyDelta by a factor of d .

The First Phase Sampling Procedure. The Sampling procedure in the first phase is to generate enough RR sets \mathcal{R} to provide the theoretical guarantee on the approximation ratio. It is a minor variation of the Sampling procedure of IMM in [31]. In particular, they show that the number of RR sets $\theta = \Theta(n \log n / OPT)$ is enough, where OPT is the optimal solution. They estimate a lower bound LB of OPT by iteratively guessing $n/2, n/4, n/8, \dots$ as lower bounds, and using the greedy procedure on obtained RR sets to verify if the guess is correct. We use the same procedure, with only two differences: (a) we use L-GreedyDelta procedure to replace the greedy procedure on RR sets; and (b) we replace $\ln \binom{n}{k}$ with $\min(k\delta^{-1} \ln d, d \ln(k\delta^{-1}))$ in the two parameters λ' and λ^* , because both $d^{k\delta^{-1}}$ and $(k\delta^{-1})^d$ are upper bounds on the number of vectors satisfying the constraint $|\mathbf{x}| \leq k$. The bound $d^{k\delta^{-1}}$ is because we have $k\delta^{-1}$ greedy steps and each step selects one dimension among d dimensions, and the bound $(k\delta^{-1})^d$ is because each dimension has at most $k\delta^{-1}$ choices and we have d dimensions combined together. We can see that when d is large (e.g. personalized marketing with $d = n$) but $k\delta^{-1}$ is relatively small (coarse granularity), we would use $k\delta^{-1} \ln d$, but when $k\delta^{-1}$ is large (fine granularity) but d is small (e.g. only a few global strategies), we could use $d \ln(k\delta^{-1})$. Henceforth, we let $M = \min(k\delta^{-1} \ln d, d \ln(k\delta^{-1}))$. The pseudocode for the Sampling procedure is included in Algorithm 4, with parameter $\lambda^*(\ell)$ defined below.

$$\begin{aligned} \lambda^*(\ell) &= 2n \cdot ((1 - 1/e) \cdot \alpha + \beta)^2 \cdot \varepsilon^{-2}, \\ \alpha &= \sqrt{\ell \ln n + \ln 2}, \beta = \sqrt{(1 - 1/e) \cdot (M + \alpha^2)}. \end{aligned} \tag{6}$$

We remark that Chen pointed out an issue in the original IMM algorithm and provided two workarounds [5], and we adopt the more efficient workaround 2 (lines 2-3). Algorithms 2, 3, and 4 form the IMM-PRR algorithm. The following theorem summarizes the theoretical guarantee of the IMM-PRR algorithm.

Theorem 1. *Under the case of independent strategy activation (Eq. (4)), the IMM-PRR algorithm returns a $(1 - 1/e - \varepsilon)$ -approximate solution to the LIM problem with at least $1 - 1/n^\ell$ probability. When $q_{v,j}$'s are such that the optimal solution of LIM is at least as good as the best single node influence spread, IMM-PRR runs in $O(k\delta^{-1}(\max_{v \in V} |S_v|)(M + \ell \log n)(n + m)/\varepsilon^2)$ expected time, where $M = \min(k\delta^{-1} \ln d, d \ln(k\delta^{-1}))$.*

The proof of the theorem mainly follows the analysis of IMM in [31], and the novel part of the analysis is already mostly shown in the previous lemmas. The remaining part of the proof is given in Appendix A. Note that the technical assumption above assuming the optimal solution is at least as good as the best single node influence spread is reasonable, since it means the budget and the functions $q_{v,j}$'s are at least good enough to activate one single best node. If it is not true, the entire marketing scheme is not very useful anyway. Comparing to the time complexity $O((k + \ell)(m + n) \log n / \varepsilon^2)$ of IMM in [31], the main added difficulty is that a strategy can only partially cover an RR set (Lemma 1), which implies that in each greedy step we have to process all RR sets. We will overcome this issue by an alternative reduction approach in the next subsection.

Algorithm 4 First phase Sampling procedure

Input: G : the social graph; $\{D_v\}_{v \in V}$: triggering model parameters; $\{q_{v,j}\}_{v \in V, j \in S_v}$: strategy-node activation functions; k : budget, δ : granularity; ε : accuracy; ℓ : confidence

Output: A collection of RR sets \mathcal{R}

```
1:  $\mathcal{R} = \emptyset$ ;  $LB = 1$ 
2: compute  $\gamma$  via binary search such that  $\lceil \lambda^*(\ell + \gamma) \rceil / n^{\ell+\gamma} \leq 1/n^\ell$  // workaround 2 in [5], with  $\lambda^*(\ell)$  defined in Eq. (6)
3:  $\ell = \ell + \gamma + \ln 2 / \ln n$ 
4: Let  $\varepsilon' = \sqrt{2} \cdot \varepsilon$ 
5: for  $i = 1, 2, \dots, \log_2 n$  do
6:   Let  $y = n/2^i$ 
7:    $\theta_i = \frac{\lambda'}{y}$ , where  $\lambda' = \frac{(2+\frac{2}{3}\varepsilon') \cdot (M+\ell \cdot \ln n + \ln \log_2 n) \cdot n}{\varepsilon'^2}$ .
8:   while  $|\mathcal{R}| \leq \theta_i$  do
9:     Select a node  $v$  from  $G$  uniformly at random
10:    Generate an RR set for  $v$ , and insert it into  $\mathcal{R}$ 
11:   end while
12:    $\mathbf{x} = \text{L-GreedyDelta}(\mathcal{R}, \{q_{v,j}\}_{v \in V, j \in S_v}, k, \delta)$ 
13:   if  $\hat{g}_{\mathcal{R}}(\mathbf{x}) \geq (1 + \varepsilon') \cdot y$  then
14:      $LB = \hat{g}_{\mathcal{R}}(\mathbf{x}) / (1 + \varepsilon')$ 
15:     break
16:   end if
17: end for
18:  $\theta = \lambda^*(\ell) / LB$ , where  $\lambda^*(\ell)$  is defined in Eq. (6)
19: while  $|\mathcal{R}| \leq \theta$  do
20:   Select a node  $v$  from  $G$  uniformly at random
21:   Generate an RR set for  $v$ , and insert it into  $\mathcal{R}$ 
22: end while
23: return  $\mathcal{R}$ 
```

3.3 Algorithm IMM-VSN for Independent Strategy Activation

In this subsection, we consider an alternative design choice under independent strategy activation. The idea is that since each strategy independently activates nodes, we may be able to introduce virtual nodes representing strategies such that the LIM model is reduced to the classical triggering model, and then we could apply algorithms such as IMM to solve the classical influence maximization problem under the reduced model. It turns out that we need to incorporate a mixture of LT and IC models for the interaction between the virtual nodes and the real nodes, and carefully argue about the equivalence between LIM and the reduced model. We refer this new algorithm as IMM-VSN (VSN stands for virtual strategy nodes).

In IMM-VSN, for every strategy j , we construct virtual strategy node set $U_j = \{u_{j,1}, u_{j,2}, \dots, u_{j,k\delta-1}\}$, and for every real node v in the original graph and every strategy $j \in S_v$, we connect every virtual node $u_{j,i}$ to v with a directed virtual edge $(u_{j,i}, v)$. Let $U = \bigcup_{j=1}^d U_j$ be the set of all virtual nodes. The purpose is such that the prefix set $U_{j,i} = \{u_{j,1}, \dots, u_{j,i}\}$ corresponds to the quantity $x_j = i\delta$ for strategy j , and if nodes in $U_{j,i}$ are seeds, then real node v is activated with probability $q_{v,j}(i\delta)$, the probability that amount $i\delta$ of strategy j would activate v (see Eq.(4)). To do so, we utilize the LT model as follows. For each edge $(u_{j,i}, v)$, we assign LT weight

$$w(u_{j,i}, v) = q_{v,j}(i\delta) - q_{v,j}((i-1)\delta). \quad (7)$$

When a seed set $S \subseteq U$ of virtual nodes attempts to activate a real node v , we first consider seed set within each strategy $S \cap U_j$, and nodes in $S \cap U_j$ attempt to activate v following the LT model with weights defined in Eq. (7). Then among different strategies, their attempts to activate v are independent, and v is activated as long as seeds from one strategy activates v . This is a mixture of IC and LT models, and is our key to allow the reduction to work.

We denote the augmented graph together with the above described propagation model as G_A . In G_A , only virtual nodes can be selected as seeds, and only real nodes are counted towards the influence spread. The propagation in G_A starts from the seeds in the virtual strategy nodes, and these seeds activate real nodes according to the above IC and LT mixture model. Then the propagation among real nodes follow the original triggering model. The reason this reduction works is justified by the following theorem.

Theorem 2. *Under the independent strategy activation model (Eq. (4)), (1) for any strategy mix $\mathbf{x} = (x_1, \dots, x_d) \in \mathcal{X}$, the distribution of the set of nodes activated by \mathbf{x} in the LIM model is the same as the distribution of the set of real nodes activated by seed set $S^\mathbf{x} = \bigcup_{j=1}^d U_{j, x_j \delta^{-1}}$ in G_A . (2) Conversely, for any seed set $S \subseteq U$, we can map S to $\mathbf{x}^S = (x_1^S, \dots, x_d^S)$ where $x_j^S = |S \cap U_j| \cdot \delta$, such that the influence spread of S in G_A (only counting the activation of the real nodes) is at most the influence spread of \mathbf{x}^S in the LIM model. As a consequence, if an approximation algorithm for the triggering model produces S on graph G_A , then \mathbf{x}^S would be an approximate solution for LIM with the same approximation ratio.*

Proof. First, given strategy mix \mathbf{x} , by the LT model and our weight construction (Eq. (7)), we know that the probability that the seed set $S^\mathbf{x} \cap U_j = U_{j, x_j \delta^{-1}}$ activates node v in G_A is $\sum_{i=1}^{x_j \delta^{-1}} w(u_{j,i}, v) = q_{v,j}(x_j)$, which coincides with the probability that strategy j with amount x_j would activate v in the LIM model. Among different strategy seed nodes, they attempt to activate v independently, which coincide with Eq. (4) that governs the activation of v from strategy \mathbf{x} . Since the remaining propagation among real nodes follows the same model, we can conclude that the set of nodes activated in either the LIM model or G_A follows the same distribution.

Conversely, let S be a seed set in G_A . For each strategy j , $S \cap U_j$ may not be the prefix set. Let U_{j, x_j^S} be the corresponding prefix set with $x_j^S = |S \cap U_j|$. We claim that U_{j, x_j^S} activates v with probability at least as high as that of $S \cap U_j$ activating v . Here, we need to critically use the concaveness of $q_{v,j}$: by its concaveness, we know that edge weight $w(u_{j,i}, v)$ is non-increasing over i . Then the sum of weights of the prefix set U_{j, x_j^S} to v is at least as large as the sum of the weights of $S \cap U_j$ to v . Thus, by the LT model, our claim holds. Once the claim holds, we know that by moving the seeds to the prefix we always have a higher probability of activating each real node. By the first part of the proof, we know that the prefix seed set exactly corresponds to the strategy mix $\mathbf{x}^S = (x_1^S, \dots, x_d^S)$. Therefore, the influence spread of \mathbf{x}^S in the LIM model must be at least as high as the influence spread of S in G_A .

The final part on the approximation algorithm becomes straightforward once we have the above results.

□

We remark that part (2) of the theorem critically depends on the concaveness of $q_{v,j}$, and is where we need to use the LT model construction. We could use the IC model with proper edge probability assignment for part (1), but it appears that IC model would not allow us to use the concaveness of $q_{v,j}$ to show part (2). This is why we use a mixture of the IC and LT models in the end.

With Theorem 2, our algorithmic design for IMM-VSN is clear, and its general structure is summarized in Algorithm 5: We first construct the augmented graph G_A , and then apply an existing algorithm, in our case IMM, on G_A to find a seed set S of virtual nodes with budget $k\delta^{-1}$, and finally we convert S to \mathbf{x}^S as specified in Theorem 2 as our solution. When using IMM, we also employ the following adaptations to improve its performance for the special G_A graph: (a) At each real node v when we want to generate one more step in the reverse simulation, we first sample v 's triggering set $T_v \sim D_v$ and put nodes in T_v in the RR set, and these are real nodes; then for each strategy $j \in S_v$, we randomly pick at most one virtual node $u_{j,i}$ with probability $w(u_{j,i}, v)$ following the LT model, and this can be efficiently implemented by a binary search; finally, we do reverse simulation for each strategy j independently, which corresponds to the independent activation across different strategies. (b) Since only virtual nodes are seeds, an RR set without virtual nodes will be discarded, and greedy seed selection is only among the virtual nodes. (c) Since only real nodes are counted towards the influence spread, we only uniformly at random pick roots of RR sets among real nodes. (d) By part (2) of Theorem 2, in the greedy NodeSelection procedure of IMM (corresponding to the L-Greedy procedure in IMM-PRR), after selecting all the seed nodes, we convert them to the prefix node set

Algorithm 5 General Structure of Algorithm IMM-VSN

Input: G : the social graph; $\{D_v\}_{v \in V}$: triggering model parameters; $\{q_{v,j}\}_{v \in V, j \in S_v}$: strategy-node activation functions; k : budget; δ : granularity; ε : accuracy; ℓ : confidence

Output: $\mathbf{x} \in \mathcal{X}$

- 1: generate augmented graph G_A and the diffusion model on it as follows: (1) add virtual strategy nodes $U = \bigcup_{j=1}^d U_j$ to the node set, where $U_j = \{u_{j,1}, u_{j,2}, \dots, u_{j,k\delta-1}\}$; (2) add directed edges $\{(u_{j,i}, v) | v \in V, j \in S_v, u_{j,i} \in U_j\}$ to the edge set; (3) each edge $(u_{j,i}, v)$ has LT weight $w(u_{j,i}, v) = q_{v,j}(i\delta) - q_{v,j}((i-1)\delta)$; (4) triggering set distribution of every real node v is adjusted such that: (4.1) real nodes are selected by D_v ; (4.2) virtual nodes in U_j with $j \in S_v$ are selected independent of real nodes and other virtual nodes; (4.3) within U_j , virtual node $u_{j,i}$ is selected exclusively with probability $w(u_{j,i}, v)$, just like in the LT model
 - 2: run IMM on graph G_A with budget $k\delta^{-1}$ and obtain seed set $S \subseteq U$ on virtual nodes. IMM is adapted for G_A as described in the text
 - 3: $\mathbf{x} = (x_1^S, \dots, x_d^S)$ where $x_j^S = |S \cap U_j| \cdot \delta$
 - 4: **return** \mathbf{x}
-

for each strategy. (e) The total number of possible strategy mixes is at most $M = \min(k\delta^{-1} \ln d, d \ln(k\delta^{-1}))$ as discussed in Section 3.2, and together with part (d) above, we know the total number of seed set outputs is also at most M , therefore, we will use M to replace $\binom{n}{k}$ in the original IMM algorithm.

The approximation guarantee of IMM-VSN is ensured by the correctness of the IMM algorithm plus Theorem 2. For time complexity, our adaptations to IMM save running time. Overall, we have

Theorem 3. *Under the case of independent strategy activation (Eq.(4)), the IMM-VSN algorithm returns a $(1 - 1/e - \varepsilon)$ -approximate solution to the LIM problem with at least $1 - 1/n^\ell$ probability. When $q_{v,j}$'s are such that the optimal solution of LIM is at least as good as the best single node influence spread, IMM-VSN runs in $O((M + \ell \log n)(m + \log(k\delta^{-1}) \sum_{v \in V} |S_v|)/\varepsilon^2)$ expected time, where $M = \min(k\delta^{-1} \ln d, d \ln(k\delta^{-1}))$.*

The proof of the theorem follows that of [31], and the novel part of the analysis is mainly summarized and proved in Theorem 2. The remaining part of the proof is given in Appendix B. Comparing the running time result of Theorem 3 with that of Theorem 1, we can see that the key difference is between the term $(m + \log(k\delta^{-1}) \sum_{v \in V} |S_v|)$ of IMM-VSN and the term $k\delta^{-1} \max_{v \in V} |S_v|(m + n)$ of IMM-PRR. IMM-VSN seems to have a better running time especially in avoiding an extra term of $k\delta^{-1}$, which is partly because it does not require maintaining partial RR sets, and partly because of the efficient LT reverse sampling method via binary search. Of course, these theoretical results are all upper bounds, so we cannot formally conclude the superiority of IMM-VSN. We will demonstrate the superior performance of IMM-VSN through our empirical evaluation. We also want to point out that IMM-VSN only works for the case of independent strategy activation, while IMM-PRR works for more general cases, and thus we cannot say that IMM-VSN can always replace IMM-PRR.

4 Experiments

4.1 Experiment Setup

Datasets. We ran our experiments on 4 real-world networks, with statistics summarized in Table 1. Three of them, denoted DM, NetHEPT, and DBLP, are collaboration networks: every node is an author and every edge means the two authors collaborated on a paper. DM network is a network of data mining researchers extracted from the ArnetMiner archive (arnetminer.org) [29], NetHEPT is a network extracted from the high energy physics section of arxiv.org, while DBLP is extracted from the computer science bibliography database dblp.org [33]. Their sizes are small (679 nodes), medium (15K nodes), and large (654K) nodes, respectively. We include the small DM dataset mainly to suit the slow Monte Carlo greedy algorithm. The last dataset is Flixster, which is a user network of the movie rating site flixster.com. Every node is a user and a directed edge from u to v means that v has rated some movie(s) that u rated earlier [1]. The IC model parameters of NetHEPT and DBLP are synthetically set using the weighted cascade method [20]:

Network	n	m	Average Degree
DM	679	3,374	4.96
NetHEPT	15,233	62,752	4.12
Flixster	29,357	425,228	14.48
DBLP	654,628	3,980,318	6.08

Table 1. Dataset Statistics

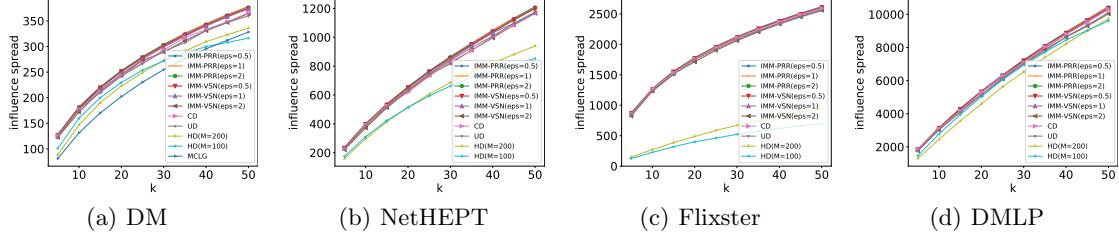


Fig. 1. Influence spread in personalized marketing scenario.

edge $p(u, v) = 1/d_v$, where d_v is the in-degree of node v . For the DM and Flixster networks, we obtain learned edge parameters from the authors of [29,1] respectively.

Application scenarios. We test two application scenarios of independent strategy activation explained in Section 3.2. The first is the *personalized marketing* scenario tested in [34]. In this scenario, each user v has one unique strategy x_v such as the personalized discount to v , $h_v(\mathbf{x})$ only depends on x_v . We set $h_v(\mathbf{x}) = 2x_v - x_v^2$ following the same setting in [34]. The second one is the *segmented event marketing* scenario, which is not covered by previous studies. In this case, each strategy j is targeting at a disjoint subset of users V_j , and x_j is the number of marketing events for user group V_j . In our experiments, we set $d = 200$ for each dataset. Moreover, we choose top $\min\{n, 2000\}$ nodes V^* with the highest degrees from V . For every node $v \in V^*$, we generate i_v from $[d]$ uniformly at random and generate r_{v,i_v} from $[0, 0.3]$ uniformly at random. For every $v \in V^*$, we set $S_v = \{i_v\}$ and $h_v(\mathbf{x}) = 1 - (1 - r_{v,i_v})^{x_{i_v}}$; for every $v \in V \setminus V^*$, $S_v = \emptyset$. This simulates the scenario where marketing efforts are focused on top connected nodes in the network.

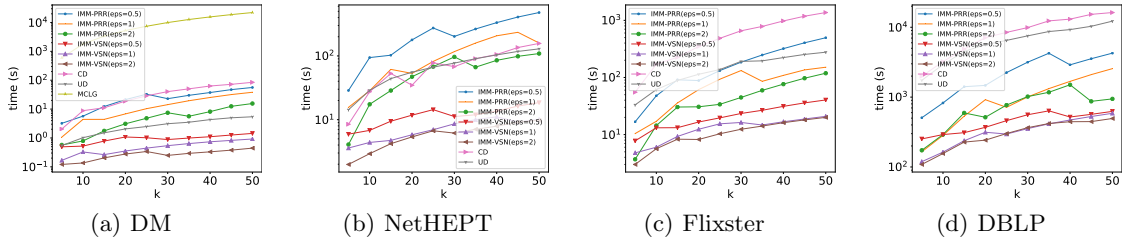


Fig. 2. Running time in the personalized marketing scenario.

Algorithms in Comparison. We test the following algorithms.

- IMM-PRR/IMM-VSN. For both algorithms, we set $\ell = 1$, $\varepsilon = 0.5, 1, 2$. When $\varepsilon = 1$ or 2 , IMM-PRR/IMM-VSN no longer has the approximation guarantee, but it is still a valid heuristic algorithm, since all other baselines are heuristic algorithms.
- UD. UD is proposed in [34] for *personalized marketing*. For each discount $c \in \{0.1, 0.2, \dots, 1\}$, it will return a vector \mathbf{x} s.t. $x_i = 0$ or $x_i = c$ ($i \in [d]$). Then they run an exhaustive search of c to find a best c .

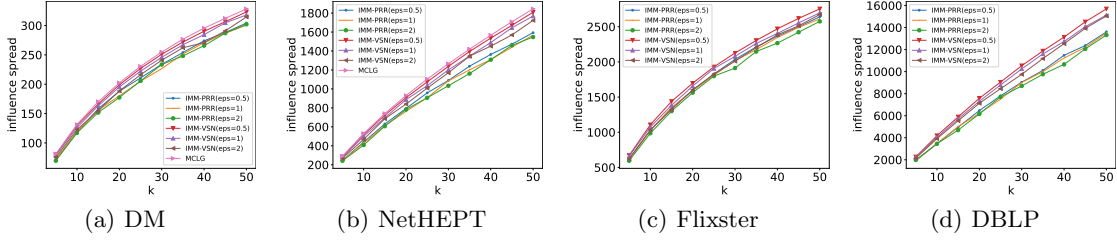


Fig. 3. Influence spread in the segmented event marketing scenario.

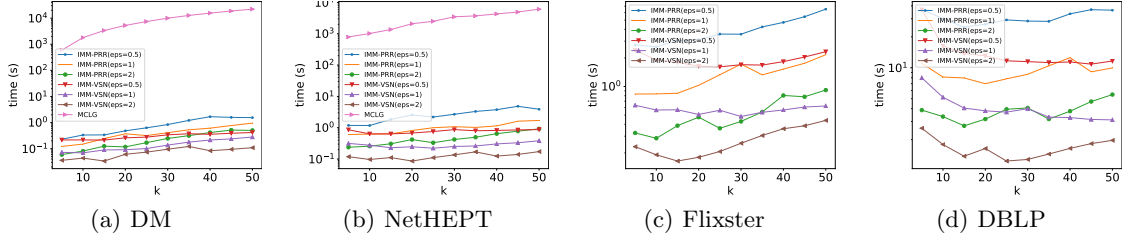


Fig. 4. Running time in the segmented event marketing scenario.

- CD. CD is also proposed in [34]. CD uses the output of UD as the initial value and runs a coordinate decent algorithm to achieve better result.
- HD. HD is a heuristic baseline, where we choose top M nodes with the highest degrees from V and then distribute the budget to those M nodes proportional to their degrees. We set $M = 100$ and $M = 200$ in our experiments.
- MCLG. This is L-Greedy (Algorithm 1) with Monte Carlo simulations to estimate influence spread $g(\mathbf{x})$. We use 10,000 simulations for each estimation of $g(\mathbf{x})$.

For the personalized marketing scenario, we test all algorithms with granularity $\delta = 0.1$. For the segmented event marketing scenario, we do not test UD, CD, and HD, since they are all designed for the personalized marketing scenarios. In this case, $\delta = 1$ as required by the scenario. For all cases, we test total budget k from 5 to 50. We do not include the original influence maximization algorithm IMM for seed set optimization in our tests, because [34] already demonstrates that the original IMM is inferior to UD and CD in influence spread.

All our tests are run on a Ubuntu 14.04.5 LTS server with 3.3GHz and 125GB memory. All algorithms are coded in C++ and compiled by g++. All results on influence spread are the average of 10000 simulation runs for any given seed set, and all results on running time are the average of five algorithm runs.

4.2 Experimental Results

We first look at the results for personalized marketing. Figure 1 shows the influence spread result and Figure 2 shows the running time result. First comparing between our two algorithms IMM-PRR and IMM-VSN, they produce about the same influence spread but IMM-VSN typically runs much faster than IMM-PRR, in many cases close to or more than one-order of magnitude for the same parameter setting. This demonstrates that the virtual strategy node approach indeed runs faster, matching our theoretical analysis. Moreover, changing ε from 0.5 to 2 significantly improves the running time with very slight or no penalty on influence spread.

When comparing to MCLG algorithm (only run on DM), our IMM-PRR/IMM-VSN algorithms show clear advantage: its running time is two to four orders of magnitude faster than MCLG while their influence spreads are also better than MCLG.

When comparing to UD and CD heuristics, our IMM-PRR/IMM-VSN algorithms consistently perform better than UD and CD in influence spread. For running time, IMM-VSN runs much faster than UD and CD

by one or two orders of magnitude, and IMM-PRR with $\varepsilon = 2$ is also faster than UD and CD (except on DM). This again demonstrates the scalable design of our approach, in particular our algorithm IMM-VSN with $\varepsilon = 0.5$ can provide both theoretical guarantee and superior empirical performance in both influence spread and running time, while neither UD or CD provides any theoretical guarantee.

For the baseline heuristic HD, the result shows that its influence spread is significantly lower than others (especially in NetHEPT and Flixster), and thus it is not a competitive heuristic, even though it is very simple and fast.

The results on segmented event marketing are shown in Figures 3 and 4. MCLG is too slow so is only run on the smaller DM and NetHEPT datasets. Overall the results are consistent with the results for personalized marketing. IMM-VSN typically runs much faster than IMM-PRR, and it runs 4-5 orders of magnitude faster than MCLG. Increasing ε also significantly improve running time, with only slight decrease in influence spread. In terms of influence spread, IMM-VSN with $\varepsilon = 0.5$ has the best influence spread among different settings for IMM-PRR/IMM-VSN, and is only slightly lower than the influence spread achieved by MCLG.

From these experiments, we can conclude that for the large class of independent strategy activation scenarios, IMM-VSN is the best choice that provides both theoretical guarantee and fast running time, and it outperforms the Monte Carlo greedy algorithm by several orders of magnitude, and is also significantly faster than other competing heuristic algorithms. Moreover, our algorithms allow the easy tuning of parameter ε to significantly improve running time with small or no penalty on influence spread.

5 LIM with Partitioned Budgets

In this section, we further generalize the LIM problem with partitioned budgets. More specifically, marketing strategies often belong to multiple categories, and each category may be assigned a separate budget. Formally, the strategy set $[d]$ is partitioned into λ categories C_1, \dots, C_λ , and each category C_j has a budget k_j , i.e. $\sum_{i \in C_j} x_i \leq k_j$. For convenience, we use \mathbf{x}_C to denote the projection of vector \mathbf{x} into index set C . Then the above constraint is $|\mathbf{x}_{C_j}| \leq k_j$. The partitioned budget problem is formally defined below.

Definition 3 (Lattice Influence Maximization with Partitioned Budgets). *Given the same input as in the LIM problem (Definition 1), except that total budget k is replaced by partitions $\{C_j\}_{j \in [\lambda]}$ and partitioned budgets $\{k_j\}_{j \in [\lambda]}$, the task of lattice influence maximization with partitioned budgets, denoted as LIM-PB, is to find an optimal strategy mix \mathbf{x}^* that achieves the largest influence spread within the partitioned budget constraints, that is*

$$\mathbf{x}^* = \underset{\mathbf{x} \in \mathcal{X}, |\mathbf{x}_{C_j}| \leq k_j, \forall j \in [\lambda]}{\operatorname{argmax}} g(\mathbf{x}).$$

Note that since the per-strategy constraint $x_i \leq b_i$ for the original LIM problem does not change the problem, our partitioned constraint here means that $|C_j| > 1$ for all $j \in [d]$.

We next explain how to solve the partitioned budget constraint version LIM-PB. Our method relies on the submodular maximization problem under the general matroid constraint. A matroid on a set of elements U is a collection of subsets of U called independent sets, which satisfy the following two properties: (a) If $I \subseteq U$ is an independent set, then every subset of I is also an independent set; and (b) If I, I' are two independent sets with $|I| < |I'|$, then there must be some element $e \in I' \setminus I$ such that $I \cup \{e\}$ is also an independent set. The simplest matroid is the uniform matroid, where for some parameter k all subsets I with $|I| \leq k$ is an independent set. Classical influence maximization essentially uses the uniform matroid constraint. A partition matroid is such that, for a certain partition of U into disjoint sets A_1, \dots, A_λ , and for parameters k_1, \dots, k_λ , all subsets $I \subseteq U$ satisfying $|I \cap A_i| \leq k_i$ for all $i \in [\lambda]$ are independent sets. The classical result by [13] shows that the greedy algorithm on a general matroid could achieve $1/2$ approximation ratio for nonnegative monotone and submodular set functions.

Through Lemmas 2 we already know that our objective functions $g(\mathbf{x})$ and $\hat{g}_{\mathcal{R}}(\mathbf{x})$ are nonnegative, monotone, and DR-submodular, but they are vector functions. We now show how to translate them into equivalent set functions and then show that the LIM-PB problem corresponds to a partitioned matroid constraint under the set representation. Let $b \geq \sum_{j \in [\lambda]} k_j \cdot \delta^{-1}$ be a large enough integer. Construct the set

of elements $U = \{(j, s) \mid j \in [d], s \in [b]\}$. For any subset $A \subseteq U$, denote $A^{(j)} = A \cap \{(j, s) \mid s \in [b]\}$. We map A into a vector $\mathbf{x}^A = (x_1^A, \dots, x_d^A)$ such that $x_j^A = |A^{(j)}| \cdot \delta$. Conversely, for every vector $\mathbf{x} \in \mathcal{X}$ satisfying the partitioned budget constraint, we map \mathbf{x} to a set $A^\mathbf{x} = \{(j, s) \mid j \in [d], s \cdot \delta \leq x_j\}$. For every vector function f , we define a set function f^U on U to be $f^U(A) = f(\mathbf{x}^A)$, for all $A \subseteq U$. It is easy to see that the marginal $f^U(A \cup \{(j, s)\}) - f^U(A) = f(\mathbf{x}^A + \delta \mathbf{e}_j) - f(\mathbf{x}^A)$. Thus, one can verify that if f is monotone and DR-submodular, then f^U is monotone and submodular. Next, for the partitioned budget constraint $|\mathbf{x}_{C_i}| \leq k_i$ given partition C_1, \dots, C_λ of $[d]$ and budgets k_1, \dots, k_λ , it is equivalent to partition U to U_1, \dots, U_λ , with $U_i = C_i \times [b]$, and enforce constraint $|A \cap U_i| \leq k_i \cdot \delta^{-1}$ for all $A \subseteq U$ and $i \in [\lambda]$. Therefore, we translate the LIM-PB problem of maximizing $g(\mathbf{x})$ with the partitioned budget constraint to maximizing $g^U(A)$ under the partition matroid constraint. Similarly we can translate $\hat{g}(\mathbf{x})$ to $\hat{g}^U(A)$. Therefore, we can conclude that the greedy algorithms under the partitioned budget constraint could achieve $1/2$ approximation.

The actual greedy algorithm is straightforward. In IMM-PRR, in every greedy step when we need to find another increment in one of the strategies (line 3 of Algorithm 1 or line 21 of Algorithm 3), instead of taking argmax among all possible $j \in [d]$, we only search for j such that $\mathbf{x} + \delta \mathbf{e}_j$ still satisfies the partitioned budget constraint. Similarly, in IMM-VSN, when we need to find another virtual strategy node as a seed, we need to only search for those seeds that would satisfy the partitioned budget constraint. The greedy steps terminates until the partitioned budgets are exhausted. The corresponding algorithms achieves $1/2 - \varepsilon$ approximation ratio with probability at least $1 - 1/n^\ell$, and runs in the same expected running time as in their non-partitioned versions.

6 Conclusion and Future Work

We design two RIS-based scalable algorithms, IMM-PRR based on partial RR sets and IMM-VSN based on virtual strategy nodes, that guarantee $1 - 1/e - \varepsilon$ approximation to the lattice influence maximization problem. IMM-PRR could solve the general LIM problem, while IMM-VSN has better running time for the case of independent strategy activations, as demonstrated both empirically and through theoretical analysis.

There are several future directions to this study. One direction is to study continuous domain, and investigate if RIS-based approach can be adapted to the continuous domain. Another direction is to study how to apply gradient methods for continuous influence maximization. It may also be interesting to study lattice or continuous influence maximization in other influence propagation settings such as competitive influence maximization.

References

1. Barbieri, N., Bonchi, F., Manco, G.: Topic-aware social influence propagation models. In: ICDM. pp. 81–90. IEEE (2012)
2. Borgs, C., Brautbar, M., Chayes, J., Lucier, B.: Maximizing social influence in nearly optimal time. In: SODA. pp. 946–957 (2014)
3. Budak, C., Agrawal, D., Abbadi, A.E.: Limiting the spread of misinformation in social networks. In: WWW. pp. 665–674 (2011)
4. Chen, S., Fan, J., Li, G., Feng, J., Tan, K., Tang, J.: Online topic-aware influence maximization. PVLDB 8(6), 666–677 (2015)
5. Chen, W.: An issue in the martingale analysis of the influence maximization algorithm imm. In: CSoNet (2019)
6. Chen, W., Lakshmanan, L.V., Castillo, C.: Information and Influence Propagation in Social Networks. Morgan & Claypool Publishers (2013)
7. Chen, W., Wang, Y., Yang, S.: Efficient influence maximization in social networks. In: KDD. pp. 199–208 (2009)
8. Chen, W., Yuan, Y., Zhang, L.: Scalable influence maximization in social networks under the linear threshold model. In: ICDM. pp. 88–97 (2010)
9. Cohen, E., Delling, D., Pajor, T., Werneck, R.F.: Sketch-based influence maximization and computation: Scaling up with guarantees. In: CIKM. pp. 629–638 (2014)
10. Demaine, E.D., Hajiaghayi, M., Mahini, H., Malec, D.L., Raghavan, S., Sawant, A., Zadimoghaddam, M.: How to influence people with partial incentives. In: WWW (2014)

11. Domingos, P., Richardson, M.: Mining the network value of customers. In: KDD. pp. 57–66 (2001)
12. Feldman, M., Naor, J., Schwartz, R.: A unified continuous greedy algorithm for submodular maximization. In: FOCS. pp. 570–579 (2011)
13. Fisher, M.L., Nemhauser, G.L., Wolsey, L.A.: An analysis of approximations for maximizing submodular set functionsii. In: Mathematical Programming Study, vol. 8, pp. 73–87 (1978)
14. Gomez-Rodriguez, M., Song, L., Du, N., Zha, H., Schölkopf, B.: Influence estimation and maximization in continuous-time diffusion networks. *ACM Trans. Inf. Syst.* 34(2), 9:1–9:33 (2016)
15. Goyal, A., Lu, W., Lakshmanan, L.V.S.: SIMPATH: An Efficient Algorithm for Influence Maximization under the Linear Threshold Model. In: ICDM. pp. 211–220 (2011)
16. Hassani, S.H., Soltanolkotabi, M., Karbasi, A.: Gradient methods for submodular maximization. In: NIPS. pp. 5843–5853 (2017)
17. He, X., Song, G., Chen, W., Jiang, Q.: Influence Blocking Maximization in Social Networks under the Competitive Linear Threshold Model. In: SDM. pp. 463–474 (2012)
18. Jung, K., Heo, W., Chen, W.: IRIE: Scalable and Robust Influence Maximization in Social Networks. In: ICDM. pp. 918–923 (2012)
19. Kempe, D., Kleinberg, J.M., Tardos, É.: Maximizing the spread of influence through a social network. In: Proceedings of the 9th ACM SIGKDD International Conference on Knowledge Discovery and Data Mining (KDD). pp. 137–146 (2003)
20. Kempe, D., Kleinberg, J.M., Tardos, É.: Maximizing the spread of influence through a social network. *Theory of Computing* 11(4), 105–147 (2015), conference version appeared in KDD’2003
21. Leskovec, J., Krause, A., Guestrin, C., Faloutsos, C., VanBriesen, J.M., Glance, N.S.: Cost-effective outbreak detection in networks. In: KDD. pp. 420–429 (2007)
22. Lu, W., Chen, W., Lakshmanan, L.V.: From competition to complementarity: comparative influence diffusion and maximization. *PVLDB* 9(2), 60–71 (2015)
23. Nemhauser, G.L., Wolsey, L.A., Fisher, M.L.: An analysis of the approximations for maximizing submodular set functions. *Mathematical Programming* 14(1), 265–294 (1978)
24. Nguyen, H.T., Thai, M.T., Dinh, T.N.: Stop-and-stare: Optimal sampling algorithms for viral marketing in billion-scale networks. In: SIGMOD. pp. 695–710 (2016)
25. Richardson, M., Domingos, P.: Mining knowledge-sharing sites for viral marketing. In: KDD. pp. 61–70 (2002)
26. Shakarian, P., Salmento, J., Pulleyblank, W.R., Bertetto, J.: Reducing gang violence through network influence based targeting of social programs. In: KDD. pp. 1829–1836 (2014)
27. Soma, T., Kakimura, N., Inaba, K., Kawarabayashi, K.: Optimal budget allocation: Theoretical guarantee and efficient algorithm. In: ICML. pp. 351–359 (2014)
28. Soma, T., Yoshida, Y.: A generalization of submodular cover via the diminishing return property on the integer lattice. In: NIPS. pp. 847–855 (2015)
29. Tang, J., Sun, J., Wang, C., Yang, Z.: Social influence analysis in large-scale networks. In: KDD (2009)
30. Tang, J., Tang, X., Xiao, X., Yuan, J.: Online processing algorithms for influence maximization. In: SIGMOD. pp. 991–1005 (2018)
31. Tang, Y., Shi, Y., Xiao, X.: Influence maximization in near-linear time: a martingale approach. In: SIGMOD. pp. 1539–1554 (2015)
32. Tang, Y., Xiao, X., Shi, Y.: Influence maximization: near-optimal time complexity meets practical efficiency. In: SIGMOD (2014)
33. Wang, C., Chen, W., Wang, Y.: Scalable influence maximization for independent cascade model in large-scale social networks. *Data Mining and Knowledge Discovery* 25(3), 545–576 (2012)
34. Yang, Y., Mao, X., Pei, J., He, X.: Continuous influence maximization: What discounts should we offer to social network users? In: SIGMOD. pp. 727–741 (2016)

Appendix

A Remaining Part of the Proof of Theorem 1

The remaining part of the proof of Theorem 1 is directly modified from the proof of Theorem 4 in [31] together with the fix in [5].

Lemma 6. *Given k, δ, d, n, ℓ , Algorithm 3 returns a $(1 - 1/e - \varepsilon)$ -approximation with at least $1 - 1/n^\ell$ probability if θ , the size of \mathcal{R} , is at least $\lambda^*(\ell)/OPT$, where $\lambda^*(\ell)$ is defined in Eq.(6).*

Proof. Denote \mathbf{x}^* as the solution of Algorithm 3 and \mathbf{x}° as the optimal solution of LIM problem. Through replacing the number of possible k -seed set $\binom{n}{k}$ of Lemma 3 and 4 in [31] by the number of possible allocations M in our problem, we can derive that with $1 - n^{-\ell}$ probability,

$$\hat{g}_{\mathcal{R}}(\mathbf{x}^\circ) \geq \left(1 - \varepsilon \cdot \frac{\alpha}{(1 - 1/e) \cdot \alpha + \beta}\right) \cdot OPT$$

and

$$\hat{g}_{\mathcal{R}}(\mathbf{x}^*) \leq g(\mathbf{x}^*) + \left(\varepsilon - \frac{(1 - 1/e)\varepsilon\alpha}{(1 - 1/e)\alpha + \beta}\right) \cdot OPT$$

Then by combining the greedy property that $\hat{g}_{\mathcal{R}}(\mathbf{x}^*) \geq (1 - 1/e)\hat{g}_{\mathcal{R}}(\mathbf{x}^\circ)$, we have, $g(\mathbf{x}^*) \geq (1 - 1/e - \varepsilon) \cdot OPT$. \square

Lemma 7. *Let ℓ be the input of Algorithm 4. With at least $1 - 1/2n^{(\ell+\gamma)}$ probability, Algorithm 4 returns a set \mathcal{R} of RR sets with $|\mathcal{R}| \geq \lambda^*(\ell + \gamma)/OPT$, where $\lambda^*(\ell)$ is as defined in Eq.(6) and γ is obtained in line 2.*

Proof. Through replacing the number of possible k -seed set $\binom{n}{k}$ of Lemma 6 and 7 in [31] by the number of possible allocations M in our problem, we can easily get the result of this lemma. It's $1 - 1/2n^{(\ell+\gamma)}$ rather than $1 - 1/n^\ell$ because we reset ℓ as $\ell = \ell + \gamma + \ln 2 / \ln n$ in Algorithm 4, line 3. \square

Proof (of Theorem 1 (Sketch)). By the argument given in [5], when combining Lemma 6 and Lemma 7, we should first take a union bound for $|\mathcal{R}|$ going through $\lambda^*(\ell + \gamma)/OPT$ to $\lambda^*(\ell + \gamma)$, and for each fixed length \mathcal{R} , we apply Lemma 6 (with ℓ set to $\ell + \gamma + \log 2 / \log n$). This would properly show that with probability at most $1/n^\ell$, the \mathcal{R} returned by the Sampling procedure will not lead to an output of Algorithm 3 as a $(1 - 1/e - \varepsilon)$ -approximate solution to the LIM problem.

For time complexity, when $q_{v,j}$'s are such that the optimal solution is at least as good as the best single node influence spread, we can have the inequality $EPT \leq m \cdot OPT/n$, where EPT is the expected number of incoming edges pointing to nodes in a random RR set [32]. By Lemma 5 and an analysis similar to [31], we can show that the total expected running time is bounded by:

$$\begin{aligned} & O \left(k\delta^{-1} \left(\max_{v \in V} |S_v| \right) (EPT + 1) \cdot \frac{\lambda^*(\ell + \gamma + \log 2 / \log n)}{OPT} \right) \\ &= O \left(k\delta^{-1} \left(\max_{v \in V} |S_v| \right) \cdot \lambda^*(\ell) \cdot (n + m) \right) \\ &= O \left(k\delta^{-1} \left(\max_{v \in V} |S_v| \right) (M + \ell \log n) (n + m) / \varepsilon^2 \right). \end{aligned}$$

In the second inequality, besides applying $EPT \leq m \cdot OPT/n$, we also ignores γ and $\log 2 / \log n$, because asymptotically they are all constants. \square

B Remaining Part of the Proof of Theorem 3

We now give the additional details need to prove Theorem 3. The main thing we want to clarify is the impact that we use a binary search for the reverse sampling in the LT model part from each real node back to each strategy's virtual node. To do so, we need to reformulate a previous result $n \cdot EPT \leq m \cdot OPT$ in a more general setting. Let d'_u be the time needed for one-step reverse sampling from node u (previously this would be simply the in-degree of u). Given an RR set R , let $\omega'(R) = \sum_{u \in R} d'_u$. Let $EPT' = \mathbb{E}[\omega'(R)]$, and EPT' is the expected running time to generate one RR set. Let \tilde{v} be a random real node sampled from V with probability proportional to d'_v 's. Then we have

Lemma 8. $n \cdot EPT' = \sum_u d'_u \cdot \mathbb{E}[\sigma(\{\tilde{v}\})]$.

Proof (Sketch). The proof essentially follows the proof of Lemma 4 in [32], but we need to replace the incoming edges of a node u in that proof to d'_u virtual elements of u , so that d'_u matches with the in-degree d_u of u . \square

Note that $\sigma(\{\tilde{v}\})$ defined in the above lemma refers to the classical influence spread of \tilde{v} in the original graph. We are now ready to proof Theorem 3.

Proof (of Theorem 3 (Sketch)). The approximation ratio is ensured by Theorem 2 and the correctness of the IMM algorithm. For the time complexity, due to our adaption of IMM, the running time is better than the one obtained by simply plugging in the number of nodes $n + k\delta^{-1}d$ and the number of edges $m + k\delta^{-1} \sum_{v \in V} |S_v|$ into the running time formula of IMM. The analysis follows the same structure as that of IMM, and we sketch the main part below.

For the greedy NodeSelection procedure, given a sequence of RR sets \mathcal{R} of G_A as input, its running time is $O(\sum_{R \in \mathcal{R}} |R \cap U|)$. The term $|R \cap U|$ is because we only use virtual nodes as seeds and thus only the virtual nodes in an RR sets play a role in the NodeSelection algorithm. In fact, we could define an RR set in this case to only contain virtual nodes, but for the convenience of analyzing the running time, we still keep real nodes in the RR sets. From the analysis in [31, 5], we know that the total expected running time from all calls to NodeSelection is $O(\mathbb{E}[\theta] \cdot \mathbb{E}[|R \cap U|])$, where θ is the total number of RR sets generated by the algorithm. Similarly, the time spent on generating all RR sets is $O(\mathbb{E}[\theta] \cdot \mathbb{E}[\omega'(R)])$. Since $\omega'(R)$ is the running time of generating R , we have $|R \cap U| \leq \omega'(R)$. Therefore, the total expected running time of the algorithm is $O(\mathbb{E}[\theta] \cdot \mathbb{E}[\omega'(R)]) = O(\mathbb{E}[\theta] \cdot EPT')$.

By Lemma 8, and the assumption that the optimal solution of the LIM is at least as large as the optimal single node influence spread, we have $EPT' \leq m' \cdot OPT/n$. From [31] we know that $\mathbb{E}[\theta] = O(\lambda^*/OPT)$. By Eq. (6) $\lambda^* = O(M + \ell \log n)$. Finally $m' = \sum_{v \in V} d'_v = O(m + \log(k\delta^{-1}) \sum_{v \in V} |S_v|)$, because for the original graph the reverse sampling via the triggering set uses time proportional to the in-degree of v in the original graph, and for the virtual nodes, the reverse sampling from each real node to each strategy's virtual nodes takes $O(\log(k\delta^{-1}))$ time via a binary search. Combining all the above together, we know that the expected running time is $O(\mathbb{E}[\theta] \cdot EPT') = (M + \ell \log n)(m + \log(k\delta^{-1}) \sum_{v \in V} |S_v|)/\varepsilon^2$. \square