

On Index Codes for Interlinked Cycle Structured Side-Information Graphs

K. Vikas Bharadwaj and B. Sundar Rajan, *Fellow, IEEE*

Abstract—In connection with the index code construction and the decoding algorithm for interlinked cycle (IC) structures proposed by Thapa, Ong and Johnson in [1] (“Interlinked Cycles for Index Coding: Generalizing Cycles and Cliques”, *IEEE Trans. Inf. Theory*, vol. 63, no. 6, Jun. 2017), it is shown in [6] (“Optimal Index Codes For A New Class of Interlinked Cycle Structure”, in *IEEE Communication Letters*, available as early access article in *IEEE Xplore*: DOI-10.1109/LCOMM.2018.2799202) that the decoding algorithm does not work for all IC structures. In this work, a set of necessary and sufficient conditions on the IC structures is presented for the decoding algorithm to work for the code construction given in [1]. These conditions are shown to be satisfied for the IC structures without any cycles consisting of only non-inner vertices.¹

1. INTRODUCTION

The problem of index coding was introduced by Birk and Kol in [2]. The index coding problem consists of a single sender with a set of M independent messages

$$\mathcal{X} = \{x_1, x_2, \dots, x_M\},$$

and a set of N users

$$\mathcal{D} = \{D_1, D_2, \dots, D_N\},$$

connected to the sender by a single shared error-free link, with the k^{th} user D_k identified as

$$D_k = (\mathcal{X}_k, \mathcal{A}_k),$$

where $\mathcal{X}_k \subseteq \mathcal{X}$ is the set of messages desired by D_k , the set $\mathcal{A}_k \subset \mathcal{X}$ is comprised of the messages available to user D_k as side-information. The set of side-informations \mathcal{A}_k satisfies $\mathcal{X}_k \cap \mathcal{A}_k = \emptyset$, i.e., a user does not desire a message that is already available to it.

An $(\mathcal{S}, n, \mathcal{R})$ index coding scheme [3] corresponds to the choice of a finite alphabet \mathcal{S} of cardinality $|\mathcal{S}| > 1$, a coding function, f , and a decoding function $g_{k,i}$, for each desired message x_i at each user D_k . The coding function maps all the messages to the sequence of transmitted symbols

$$f(x_1, x_2, \dots, x_M) = S^n$$

where $S^n \in \mathcal{S}^n$ is the sequence of symbols transmitted over n channel uses. Here $\forall m \in \{1, 2, \dots, M\}$, message x_m is a random variable uniformly distributed over the set

$$x_m \in \{1, 2, \dots, |\mathcal{S}|^{nR_m}\},$$

and $\mathcal{R} \in \mathbb{R}_+^M$ is simply a rate vector

$$\mathcal{R} = (R_1, R_2, \dots, R_M)$$

that satisfies the condition that $|\mathcal{S}|^{nR_m}$ is an integer for every $m \in \{1, 2, \dots, M\}$. At each user, D_k , there is a decoding function for each desired message

$$g_{k,i}(S^n, \mathcal{A}_k) = x_i,$$

for all i such that $x_i \in \mathcal{X}_k$.

An index coding scheme is said to be a linear index coding scheme if the coding and the decoding functions are linear and the alphabet \mathcal{S} is a finite field. An index coding scheme is said to be a scalar index coding scheme if

$$\mathcal{R} = \left(\frac{1}{n}, \frac{1}{n}, \dots, \frac{1}{n}\right).$$

In other words, in a scalar index coding scheme, the sender sends one symbol for each message over n channel uses. n is referred to as the length of the index code.

An index coding problem is said to be unicast [4] if $\mathcal{X}_k \cap \mathcal{X}_j = \emptyset$ for $k \neq j$ and $k, j \in \{1, 2, \dots, N\}$, i.e., no message is desired by more than one user. The problem is said to be single unicast if the problem is unicast and $|\mathcal{X}_k| = 1$ for all $k \in \{1, 2, \dots, N\}$. A unicast index coding problem can be reduced into single unicast index coding problem, by splitting the user demanding more than one message into several users, each demanding one message and with the same side-information as the original user. For example, let there are 5 messages at the sender, $\{x_1, x_2, x_3, x_4, x_5\}$. A user demanding three messages x_1, x_2 and x_3 and with side-information x_4 and x_5 is split into three users, each with side-information x_4 and x_5 and demanding one message x_1, x_2 and x_3 respectively.

Single unicast index coding problems can be described by a directed graph called a side-information graph [5], in which the vertices in the graph represent the indices of messages $\{x_1, x_2, \dots, x_M\}$ and there is a directed edge from vertex i to vertex j if and only if the user requesting x_i has x_j as side-information.

The set of vertices in a directed graph \mathcal{G} is denoted by $V(\mathcal{G})$ and the set of vertices in the out-neighbourhood of a vertex q in \mathcal{G} is denoted by $N_{\mathcal{G}}^+(q)$.

Interlinked Cycle Cover (ICC) scheme is proposed as a scalar linear index coding scheme to solve unicast index coding problems by Thapa et al. [1], by defining a graph structure called an Interlinked Cycle (IC) structure.

¹The authors are with the Department of Electrical Communication Engineering, Indian Institute of Science, Bangalore-560012, India. Email:bsrajan@iisc.ac.in

Definition 1 (IC Structure [1]). A side-information graph \mathcal{G} is called a K -IC structure with inner vertex set $V_I \subseteq V(\mathcal{G})$, such that $|V_I| = K$ if \mathcal{G} satisfies the following three conditions.

- 1) There is no I-cycle in \mathcal{G} , where an I-cycle is defined as a cycle which contains only one inner vertex.
- 2) There is a unique I-path between any two different inner vertices in \mathcal{G} , where an I-path is defined as a path from one inner vertex to another inner vertex without passing through any other inner vertex (as a result, K rooted trees can be drawn where each rooted tree is rooted at an inner vertex and has the remaining inner vertices as the leaves).
- 3) \mathcal{G} is the union of the K rooted trees.

The set of the vertices $V(\mathcal{G}) \setminus V_I$ is called the set of non-inner vertices, denoted by V_{NI} . Let the K -IC structure, \mathcal{G} , have inner vertex set $V_I = \{1, 2, \dots, K\}$ and non-inner vertices $V_{NI} = \{K+1, K+2, \dots, N\}$. Let T_i be the rooted tree corresponding to the inner vertex i where $i \in \{1, 2, \dots, K\}$. Let $V_{NI}(i)$ be the set of non-inner vertices in \mathcal{G} which appear in the rooted tree T_i of an inner vertex i .

The ICC scheme finds disjoint IC structures in a given side-information graph and then constructs an index code for each IC structure using the following construction proposed by Thapa et al. [1] (stated below as *Construction 1*).

Construction 1 (An index code construction for IC structures). Let the K -IC structure be denoted by \mathcal{G} and let $|V(\mathcal{G})| = N$. Let $V(\mathcal{G}) = \{1, 2, \dots, N\}$, $V_I = \{1, 2, \dots, K\}$ be the set of the K inner vertices and hence $V_{NI} = \{K+1, K+2, \dots, N\}$. Let $x_n \in \mathbb{F}_q$ be the message corresponding to the vertex $n \in V(\mathcal{G})$ and where \mathbb{F}_q is a finite field with characteristic 2 and to which the all the N messages at the sender belong to (note that in single unicast setting, the number of messages will be equal to the number of users).

- 1) An index code symbol W_I obtained by XOR of messages corresponding to inner vertices is transmitted, where

$$W_I = \bigoplus_{i=1}^K x_i. \quad (1)$$

- 2) An index code symbol corresponding to each non-inner vertex, obtained by XOR of message corresponding to the non-inner vertex with the messages corresponding to the vertices in the out-neighbourhood of the non-inner vertex is transmitted, i.e., for $j \in V_{NI}$, W_j is transmitted, where

$$W_j = x_j \bigoplus_{q \in N_{\mathcal{G}}^+(j)} x_q, \quad (2)$$

where \oplus denotes modulo addition over \mathbb{F}_q .

Algorithm 1. It is the algorithm proposed in [1] to decode an index code obtained by using *Construction 1* on an IC structure, \mathcal{G} .

- The message x_j corresponding to a non-inner vertex j is decoded directly using the transmission W_j and

- the message x_i corresponding to an inner vertex i is decoded using

$$Z_i = W_I \bigoplus_{q \in V_{NI}(i)} W_q \implies Z_i = x_i \bigoplus_{k: k \in N_{T_i}^+(i)} x_k.$$

Recently, in [6] it has been shown that the index codes obtained from *Construction 1* are not necessarily decodable using *Algorithm 1* for some IC structures.

The contributions of this paper are listed as follows.

- The cases where the index code obtained from *Construction 1* on the given IC structure is decodable using *Algorithm 1* are identified and are presented in *Theorem 1*.
- It is shown in *Theorem 2* that an IC structure which has no cycles containing only non-inner vertices satisfies the conditions presented in *Theorem 1*. Thus the proof of optimality of IC structures of Case 1 of *Theorem 3* in [1] holds.
- Examples of IC structures for which index code given by *Construction 1* is decodable using some other decoding algorithm are presented in the following section.
- An example of an IC structure for which index code given by *Construction 1* is not decodable using any decoding algorithm employing only linear combinations of the index code symbols is presented (Example 8).

The rest of the paper is organized as follows. Section 2 presents the examples that motivate the results of this paper. Section 3 discusses the main results along with some illustrating examples. Section 4 provides the conclusion and the problems that are opened by the results obtained in this paper.

2. MOTIVATING EXAMPLES

In [6] through an example it is shown that index codes obtained from *Construction 1* are not necessarily decodable using *Algorithm 1* for some IC structures. For a class of such structures the code construction is modified and a decoding algorithm is presented. In this section we present two more examples to show that the codes from *Construction 1* are not decodable using *Algorithm 1*. However, in the following section, after presenting the main results, these two codes are revisited and are shown to be decodable with some other algorithm employing only linear combinations of the index code symbols.

Example 1. Consider \mathcal{G}_1 , a side-information graph which is a 6- IC structure with inner vertex set $V_I = \{1, 2, 3, 4, 5, 6\}$ given in Fig. 1.

It can be easily verified that

- 1) there are no cycles containing only one vertex from the set $\{1, 2, 3, 4, 5, 6\}$ in \mathcal{G}_1 (i.e., no I-cycles),
- 2) using the rooted trees for each vertex in the set $\{1, 2, 3, 4, 5, 6\}$, which are given in Fig. 2a, 2b, 2c, 2d, 2e and 2f respectively, there exists a unique path between any two different vertices in V_I in \mathcal{G}_1 and does

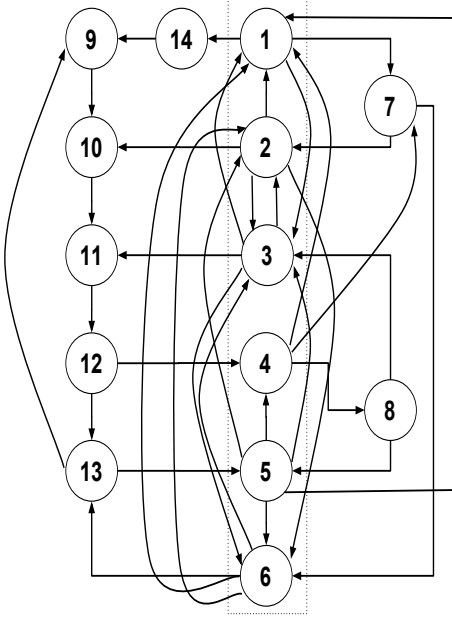


Fig. 1: 6-IC structure \mathcal{G}_1 with inner vertex set, $V_I = \{1, 2, 3, 4, 5, 6\}$.

not contain any other vertex in V_I (i.e., unique I-path between any pair of inner vertices),

3) \mathcal{G}_1 is the union of all the 6 rooted trees.

Using *Construction 1*, the transmitted index code symbols are

$$\begin{aligned} W_I &= x_1 \oplus x_2 \oplus x_3 \oplus x_4 \oplus x_5 \oplus x_6 \\ W_7 &= x_7 \oplus x_2 \oplus x_6 \\ W_8 &= x_8 \oplus x_3 \oplus x_5 \\ W_9 &= x_9 \oplus x_{10} \\ W_{10} &= x_{10} \oplus x_{11} \\ W_{11} &= x_{11} \oplus x_{12} \\ W_{12} &= x_{12} \oplus x_4 \oplus x_{13} \\ W_{13} &= x_{13} \oplus x_5 \oplus x_9 \\ W_{14} &= x_{14} \oplus x_9. \end{aligned}$$

Now consider the rooted tree of the inner vertex 2 shown in Fig. 2b. Applying *Algorithm 1* to decode x_2 , we get

$$Z_2 = W_I \oplus W_{10} \oplus W_{11} \oplus W_{12} \oplus W_{13}$$

which results in

$$Z_2 = x_1 \oplus x_2 \oplus x_3 \oplus x_6 \oplus x_{10} \oplus x_9$$

using which message x_2 cannot be decoded by the user requesting it since x_9 is not available at that user as side-information.

Example 2. Consider \mathcal{G}_2 , a side-information graph which is a 5-IC structure with inner vertex set $V_I = \{1, 2, 3, 4, 5\}$, given in Fig. 3. It can be easily verified that

- 1) there are no cycles containing only one vertex from the set $\{1, 2, 3, 4, 5\}$ in \mathcal{G}_2 (i.e., no I-cycles),
- 2) using the rooted trees for each vertex in the set $\{1, 2, 3, 4, 5\}$, which are given in Fig. 4a, 4b, 4c, 4d and 4e, respectively, there exists a unique path between any two different vertices in V_I in \mathcal{G}_2 and does not contain any other vertex in V_I (i.e., unique I-path between any pair of inner vertices),
- 3) \mathcal{G}_2 is the union of all the 5 rooted trees.

Using *Construction 1*, the index code symbols are

$$\begin{aligned} W_I &= x_1 \oplus x_2 \oplus x_3 \oplus x_4 \oplus x_5 \\ W_6 &= x_6 \oplus x_3 \\ W_7 &= x_7 \oplus x_8 \\ W_8 &= x_8 \oplus x_4 \oplus x_9 \\ W_9 &= x_9 \oplus x_5 \oplus x_8 \\ W_{10} &= x_{10} \oplus x_3 \oplus x_{11} \\ W_{11} &= x_{11} \oplus x_1. \end{aligned}$$

Now, consider the rooted tree for the inner vertex 1, shown in Fig. 4a. By applying *Algorithm 1* to decode x_1 , we get

$$Z_1 = W_I \oplus W_6 \oplus W_7 \oplus W_8 \oplus W_9$$

which results in

$$Z_1 = x_1 \oplus x_2 \oplus x_6 \oplus x_7 \oplus x_8,$$

using which, message x_1 is not decodable by the user requesting it because x_8 is not available at that user as side-information.

3. MAIN RESULTS

The two examples in the previous section motivate *Theorem 1* which imposes a set of necessary and sufficient conditions on a given IC structure for an index code obtained by using *Construction 1* for that IC structure to be decodable using *Algorithm 1*.

Recall that for the K -IC structure, \mathcal{G} , having inner vertex set $V_I = \{1, 2, \dots, K\}$ and non-inner vertices $V_{NI} = \{K+1, K+2, \dots, N\}$ T_i is the rooted tree corresponding to the inner vertex i where $i \in \{1, 2, \dots, K\}$ and $V_{NI}(i)$ is the set of non-inner vertices in \mathcal{G} which appear in the rooted tree T_i of an inner vertex i .

For each $i \in \{1, 2, \dots, K\}$ and for a non-inner vertex j which is at a depth ≥ 2 in the rooted tree T_i , define $a_{i,j}$ as the number of vertices in $V_{NI}(i)$ for which j is in out-neighbourhood in \mathcal{G} , i.e., for each $i \in \{1, 2, \dots, K\}$ and for $j \in V_{NI}(i) \setminus N_{T_i}^+(i)$,

$$a_{i,j} \triangleq |\{v : v \in V_{NI}(i), j \in N_{\mathcal{G}}^+(v)\}|.$$

Also, for each $i \in \{1, 2, \dots, K\}$ and for a non-inner vertex j not in the rooted tree T_i , define $b_{i,j}$ as the number of vertices in $V_{NI}(i)$ for which j is in out-neighbourhood in \mathcal{G} , i.e., for each $i \in \{1, 2, \dots, K\}$ and $j \in V(\mathcal{G}) \setminus V(T_i)$,

$$b_{i,j} \triangleq |\{v : v \in V_{NI}(i), j \in N_{\mathcal{G}}^+(v)\}|.$$

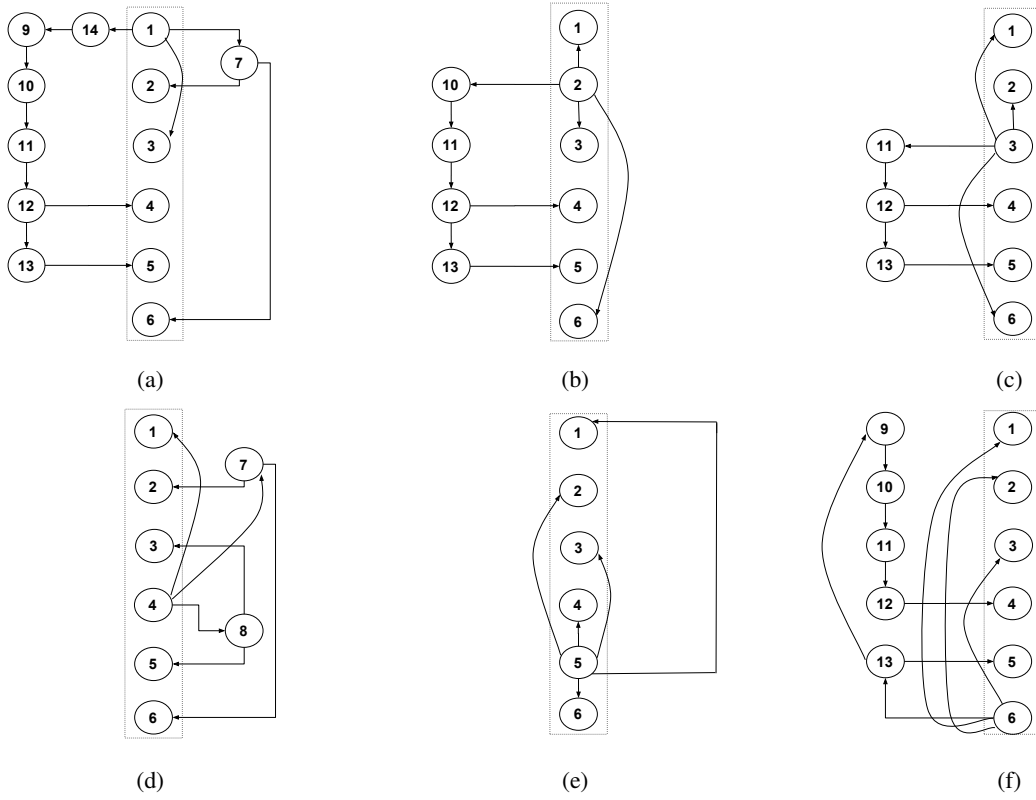


Fig. 2: Figures showing rooted trees of inner vertices 1, 2, 3, 4, 5, 6 of \mathcal{G}_1 , respectively.

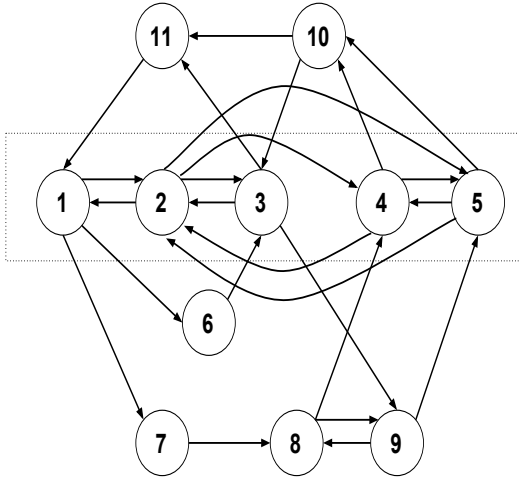


Fig. 3: 5-IC structure, \mathcal{G}_2 with $V_I = \{1, 2, 3, 4, 5\}$

First, the following *Lemma* is proved.

Lemma 1. Given an IC structure \mathcal{G} with inner vertex set $V_I =$

$\{1, 2, \dots, K\}$, $b_{i,j} \in \{0, 1\}$ for each $i \in \{1, 2, \dots, K\}$ and $j \in V(\mathcal{G}) \setminus V(T_i)$.

Proof. Suppose, for an $i \in \{1, 2, \dots, K\}$ and a $j \in V(\mathcal{G}) \setminus V(T_i)$, let $b_{i,j} = a$, for some integer $a \geq 2$. Let p and q be any two different vertices in the set $\{v : v \in V_{NI}(i), j \in N_{\mathcal{G}}^+(v)\}$. Then $j \in N_{\mathcal{G}}^+(p)$ and $j \in N_{\mathcal{G}}^+(q)$. In T_i , p and q can be predecessors of a single inner vertex or two different inner vertices.

Case (i). Consider the case where p and q are predecessors of a single inner vertex, $n \in V_I \setminus \{i\}$, i.e., non-inner vertices p and q are on the I-path from the inner vertex i to the inner vertex n . Also let q be reached from p , i.e., in the I-path from i to n , the vertex p is reached first and q is reached from p . Since every non-inner vertex has to be a predecessor of at least one inner vertex (by definition of IC structure), the non-inner vertex j must also be a predecessor of an inner vertex. Let j be a predecessor of an inner vertex $m \in V_I \setminus \{i, n\}$. Since the arc from p to j does not exist in T_i but exists in \mathcal{G} , there exists an I-path from an inner vertex $s \in V_I \setminus \{i, n\}$ to the inner vertex m , passing through the non-inner vertex p and then through j . But now, there exist two I-paths in \mathcal{G} from s to m , one that has a direct arc between p and j ,

$$s \rightarrow \dots \rightarrow p \rightarrow j \dots \rightarrow m$$

and one in which j is reached from p through q .

$$s \rightarrow \dots \rightarrow p \dots \rightarrow q \rightarrow j \dots \rightarrow m,$$

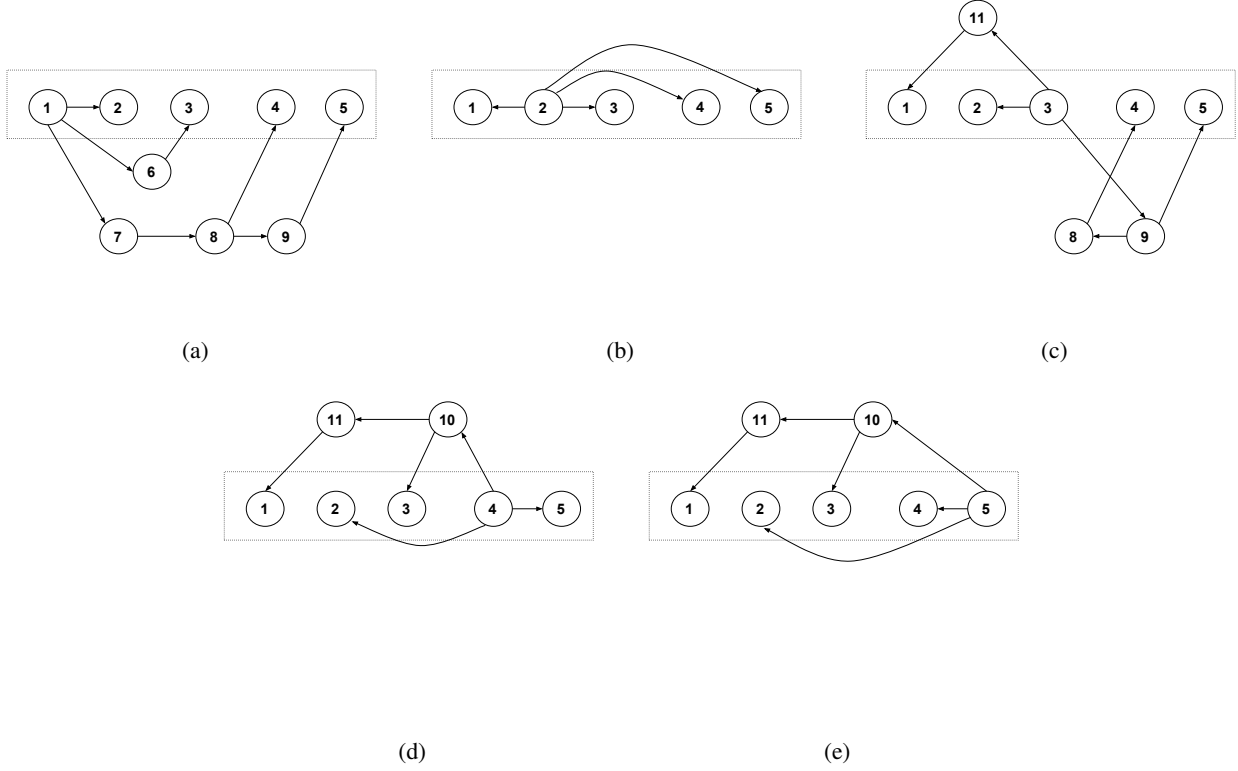


Fig. 4: Figures showing rooted trees of inner vertices 1, 2, 3, 4, 5 of \mathcal{G}_2 , respectively.

which is not allowed in an IC structure and hence p and q being predecessors of a single inner vertex is not possible.

Case (ii). The other case is where p and q are predecessors of different inner vertices. Let p be predecessor of an inner vertex $n \in V_I \setminus \{i\}$ and q be predecessor of an inner vertex $m \in V_I \setminus \{i, n\}$. Let the set of inner vertices that are reached from the non-inner vertex j through some path in \mathcal{G} be $V_I(j)$. Define S_j as the set of vertices that are successors of j and predecessors of vertices in $V_I(j)$. We have $V_I(j) \subset V(T_i)$. The paths from i to some vertices in $V_I(j)$ pass through some vertices in S_j and paths from i to remaining vertices in $V_I(j)$ will not pass through any vertex in S_j . The subset of vertices in S_j which are also successors of the inner vertex i is denoted by $S_{i,j}$. Fig. 5 illustrates S_j and $S_{i,j}$. Dotted arrows indicate presence of some vertices in the path. Now

Claim. $p, q \in S_{i,j}$.

Proof. Since there is an edge from p to j in \mathcal{G} , $V_I(j) \subseteq V_I(p)$. Let t_p be a vertex in $V_I(j)$. Then p will be a predecessor of t_p . Fig. 5 also illustrates all the possible positions of p . In the cases when $p \notin S_{i,j}$ the corresponding vertices are shown to be dotted and p is marked as p' and p'' . It is seen that there exist two I-paths from i and t_p in the two cases when $p \notin S_{i,j}$ which is not allowed in an IC structure. So $p \in S_{i,j}$ which means that there exists a path from j to p . Similarly, there exists an inner vertex $t_q \in V_I(j)$ to which q is a predecessor.

This implies that $q \in S_{i,j}$. Hence there exists a path from j to q . \square

Since both $p, q \in S_{i,j}$, i.e., j is a predecessor of both p and q , there exists a path from p to q through j in \mathcal{G} which implies that there exists an I-path from i to m through p and q , which is a contradiction to the assumption that p and q don't lead to the same inner vertex.

Thus $b_{i,j}$ cannot take values more than 1. Hence $b_{i,j} \in \{0, 1\}$. \square

After Theorem 2 several examples are discussed for some of which $b_{i,j} = 0$ and for the remaining ones $b_{i,j} = 1$.

Theorem 1. The index code obtained from *Construction 1* on \mathcal{G} is decodable using *Algorithm 1* if and only if the IC structure, \mathcal{G} , satisfies the following two conditions *c1* and *c2*.

Condition 1 (c1). $a_{i,j}$ must be an odd number for each $i \in \{1, 2, \dots, K\}$ and $j \in V_{NI}(i) \setminus N_{T_i}^+(i)$.

Condition 2 (c2). $b_{i,j}$ must be zero for each $i \in \{1, 2, \dots, K\}$ and $j \in V(\mathcal{G}) \setminus V(T_i)$.

Proof. The proof of the *if* part is as follows. Let the inner vertex of interest be i and its rooted tree be T_i . Using *Algorithm 1* to decode x_i , Z_i is computed as

$$Z_i = W_I \bigoplus_{j \in V_{NI}(i)} W_j.$$

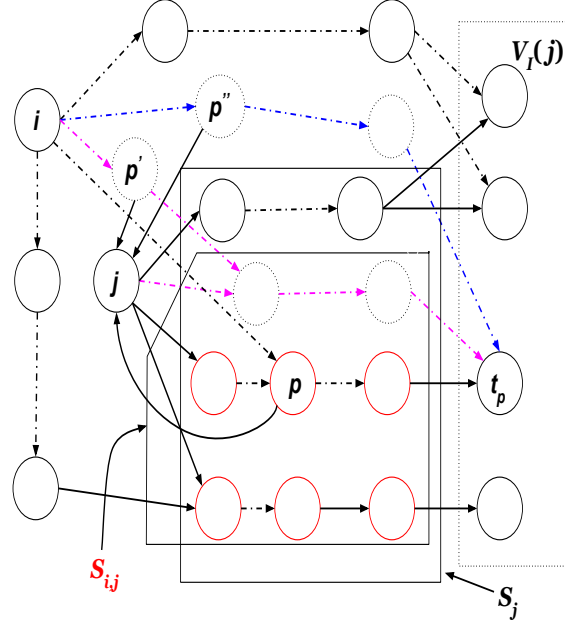


Fig. 5: Illustration of S_j and $S_{i,j}$.

In Z_i , the messages corresponding to the inner vertices that are not directly connected to i will be cancelled since each such message appears exactly twice, once in W_I and once in the index code symbol corresponding to the non-inner vertex which is the immediate predecessor of the inner vertex in T_i . Message x_j that corresponds to a non-inner vertex j at a depth ≥ 2 in T_i appears exactly even number of times in Z_i , once in W_j and in odd number of index code symbols corresponding to the non-inner vertices that are in T_i as it is in out-neighbourhood of odd number of vertices in $V_{NI}(i)$, in \mathcal{G} , by hypothesis and hence it is also cancelled. Finally, message corresponding to a non-inner vertex that is not in T_i is not present in Z_i as it appears in none of the index code symbols corresponding to the vertices $V_{NI}(i)$, since, by hypothesis, a non-inner vertex not in T_i , is in out-neighbourhood of no vertices that are in $V_{NI}(i)$, in \mathcal{G} . So, Z_i will be of the form

$$Z_i = x_i \oplus_{j \in S \subseteq N_{T_i}^+(i)} x_j$$

and hence x_i is decodable by the user requesting x_i as the user will have messages corresponding to vertices in $N_{T_i}^+(i)$ as side-information.

The proof of the *only if* part follows. Let the condition $c1$ be violated and $c2$ be true, and let, in the rooted tree T_i of an inner vertex i , a non-inner vertex j at depth ≥ 2 is in out-neighbourhood of even number of vertices in $V_{NI}(i)$, in \mathcal{G} i.e., $a_{i,j}$ is even. It is evident that x_j is not cancelled in Z_i because x_j appears once in W_j and in even number of index code symbols corresponding to vertices in $V_{NI}(i) \setminus \{j\}$. As a result, x_i is not decodable by user requesting it since x_j is not available to the user requesting x_i as side-information.

Now, let $c1$ be true and $c2$ be false. Let the non-inner vertex

j violate $c2$ for a rooted tree T_i corresponding to an inner vertex i , i.e., $b_{i,j} = 1$. Then x_j is not cancelled in Z_i because it appears only once in the index code symbols corresponding to the vertices that are in $V_{NI}(i)$ and thus inhibiting decodability of x_i for the user requesting it, since the user does not have x_j as side-information. \square

Theorem 2. An IC structure which has no cycles containing only non-inner vertices satisfies both the conditions $c1$ and $c2$.

Proof. The proof is in two parts. The condition $c1$ is shown to be satisfied in Part 1 and the condition $c2$ in Part 2.

Part 1. Let \mathcal{G} be an IC structure which has no cycles containing only non-inner vertices. It will be shown that $a_{i,j} \geq 2$ is not possible for any inner vertex i and a non-inner vertex j at depth ≥ 2 in T_i . Consider for such i and j , $a_{i,j} = z$ for some integer $z \geq 2$. Since j is at depth ≥ 2 , there exists a non-inner vertex p which is a successor of i , predecessor of j and has j in its out-neighbourhood. So, $a_{i,j} \geq 1$. Let q be a non-inner vertex in the set $\{v : v \in V_{NI}(i), j \in N_{\mathcal{G}}^+(v)\}$ and $q \neq p$. Let $V_I(j)$ be the set of inner vertices reached from j in T_i . Let S_j denotes the set of non-inner vertices that are successors of j and predecessors of the vertices in $V_I(j)$.

Claim. $q \in S_j$

Proof. Suppose not. Then there exists two I-paths from i to vertices in $V_I(j)$ (one passing through p and the other passing through q , see Fig. 6). Hence it is a contradiction. \square

Now, $q \in S_j$ means that there is a path from j to q . As there exists an edge from q to j , by definition of q , a cycle containing only non-inner vertices which include j and q is formed. This

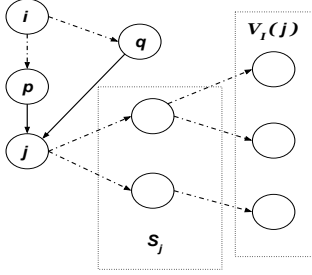


Fig. 6: Figure illustrating $q \notin S_j$.

is a contradiction to the assumption that \mathcal{G} doesn't have any cycles containing only non-inner vertices. Hence $a_{i,j} \leq 1$. As a result, $a_{i,j} = 1$ (an odd number) for any inner vertex i and a non-inner vertex j which is at a depth ≥ 2 in T_i .

Part 2. Let \mathcal{G} be an IC structure which has no cycles containing only non-inner vertices. Suppose $b_{i,j} = 1$ for an inner vertex i and a non-inner vertex j which is not in the rooted tree T_i . This implies that there exists a non-inner vertex p in T_i which has j in its out-neighbourhood. Let $V_I(j)$ be the set of inner vertices that are successors of non-inner vertex j . Let S_j be the set of non-inner vertices that are successors of j and predecessors of vertices in $V_I(j)$ and let $S_{i,j}$ be the subset of non-inner vertices in S_j which are successors of i (see Fig. 5).

Claim. $p \in S_{i,j}$.

Proof. Suppose not. Then it leads to existence of two I-paths between i and t_p which is not allowed in an IC structure. See Fig. 5. \square

Since $p \in S_{i,j}$, there exists a path from j to p . Since an edge exists from p to j , by definition of p , a cycle containing only non-inner vertices which include p and j exists in \mathcal{G} . This is a contradiction.

Hence $b_{i,j} \neq 1$ for any inner vertex i and any non-inner vertex j not in the rooted tree T_i . As $b_{i,j} \in \{0, 1\}$ (as proved in Lemma 1), $b_{i,j} = 0$ for any inner vertex i and any non-inner vertex j which is not present in rooted tree T_i . \square

The conditions of Theorem 1 are now illustrated for Example 1 and Example 2 discussed in the previous section. Also, it is shown that though the constructed codes for these two examples are not decodable using Algorithm 1 they are decodable using only linear combinations of the index code symbols.

Example 1 (continued). Table I shows that \mathcal{G}_1 violates $c1$ and Table II shows that $c2$ is also violated by \mathcal{G}_1 . Since the conditions are violated in the rooted trees of inner vertices 1, 2 and 3, messages x_1 , x_2 and x_3 are not decodable by

T_i	$V_{NI}(i)$	$j \in V_{NI}(T_i) \setminus N_{T_i}^+(i)$	$a_{i,j}$
T_1	$\{7, 9, 10, 11, 12, 13, 14\}$	$\{9, 10, 11, 12, 13\}$	2,1,1,1,1
T_2	$\{10, 11, 12, 13\}$	$\{11, 12, 13\}$	1,1,1
T_3	$\{11, 12, 13\}$	$\{12, 13\}$	1,1
T_4	$\{7, 8\}$	ϕ	—
T_5	ϕ	ϕ	—
T_6	9, 10, 11, 12, 13	9, 10, 11, 12	1,1,1,1

TABLE I: Table that verifies $c1$ for \mathcal{G}_1

using Algorithm 1 whereas the messages x_4 , x_5 and x_6 are decodable using Algorithm 1.

Remark 1. However, the messages x_1 , x_2 and x_3 are decodable by using other linear combinations of the index code symbols, as shown.

- x_1 is decoded using $Z'_1 = W_I \oplus W_7 \oplus W_9 \oplus W_{10} \oplus W_{11} \oplus W_{12} \oplus W_{13}$ which results in $Z'_1 = x_1 \oplus x_3 \oplus x_7$.
- x_2 and x_3 are decoded using $Z'_2 = W_I \oplus W_9 \oplus W_{10} \oplus W_{11} \oplus W_{12} \oplus W_{13}$ which results in $Z'_2 = x_1 \oplus x_2 \oplus x_3 \oplus x_6$.

Example 2 (continued). Table III shows that \mathcal{G}_2 violates $c1$ and Table IV shows that $c2$ is satisfied by \mathcal{G}_2 . Since $c1$ is violated in the rooted tree of inner vertex 1, the message x_1 is not decodable by using Algorithm 1 and the rest of the messages corresponding to inner vertices are decodable by using Algorithm 1.

Remark 2. However, x_1 is decodable using the the linear combination $Z'' = W_I \oplus W_6 \oplus W_8 \oplus W_9$ which results in $Z'' = x_1 \oplus x_2 \oplus x_6$.

Example 3 and Example 4 discussed below illustrate Theorem 2.

Example 3. Consider \mathcal{G}_3 , a side-information graph which is a 3-IC structure shown in Fig. 7. Notice that \mathcal{G}_3 does not have any cycles consisting of only non-inner vertices and that it is indeed a 3-IC structure with inner vertex set $V_I = \{1, 2, 3\}$ since

- 1) there are no cycles containing only one vertex from the set $\{1, 2, 3\}$ in \mathcal{G}_3 (i.e., no I-cycles),
- 2) using the rooted trees for each vertex in the set $\{1, 2, 3\}$, which are given in Fig. 8a, 8b and 8c respectively, it is verified that there exists a unique path between any two different vertices in V_I in \mathcal{G}_3 and does not contain any other vertex in V_I (i.e., unique I-path between any pair of inner vertices),
- 3) \mathcal{G}_3 is the union of all the 3 rooted trees.

Conditions $c1$ and $c2$ are illustrated for \mathcal{G}_3 as follows. The rooted trees T_1 , T_2 and T_3 have no non-inner vertices at depth ≥ 2 and hence $c1$ need not be verified. From Table V, it is clear that $b_{i,j} = 0$ for each $i \in \{1, 2, 3\}$ and $j \in V(\mathcal{G}) \setminus V(T_i)$. It is thus verified that $c1$ and $c2$ are satisfied by \mathcal{G}_3 .

Example 4. Consider \mathcal{G}_4 , a side-information graph which is a 4-IC structure shown in Fig. 9. It is a 4-IC structure with inner vertex set $V_I = \{1, 2, 3, 4\}$ since

- 1) there are no cycles with only one vertex from the set $\{1, 2, 3, 4\}$ in \mathcal{G}_4 (i.e., no I-cycles),

T_i	$V_{NI}(i)$	$j \in V(\mathcal{G}_1) \setminus V(T_i)$	$b_{i,j}$
T_1	$\{7, 9, 10, 11, 12, 13, 14\}$	$\{8\}$	0
T_2	$\{10, 11, 12, 13\}$	$\{7, 8, 9, 14\}$	0,0,1,0
T_3	$\{11, 12, 13\}$	$\{7, 8, 9, 10, 14\}$	0,0,1,0
T_4	$\{7, 8\}$	$\{9, 10, 11, 12, 13, 14\}$	0,0,0,0,0,0
T_5	ϕ	$\{7, 8, 9, 10, 11, 12, 13, 14\}$	—
T_6	$\{9, 10, 11, 12, 13\}$	$\{7, 8, 14\}$	0,0,0

TABLE II: Table that verifies $c2$ for \mathcal{G}_1

T_i	$V_{NI}(i)$	$j \in V_{NI}(T_i) \setminus N_{T_i}^+(i)$	$a_{i,j}$
T_1	$\{6, 7, 8, 9\}$	$\{8, 9\}$	2,1
T_2	ϕ	ϕ	—
T_3	$\{8, 9, 11\}$	$\{8\}$	1
T_4	$\{10, 11\}$	$\{11\}$	1
T_5	$\{10, 11\}$	$\{11\}$	1

TABLE III: Table that verifies $c1$ for \mathcal{G}_2

T_i	$V_{NI}(i)$	$j \in V(\mathcal{G}_2) \setminus V(T_i)$	$b_{i,j}$
T_1	$\{7, 8, 9\}$	$\{6, 10, 11\}$	0,0,0
T_2	ϕ	$\{6, 7, 8, 9, 10, 11\}$	—
T_3	$\{8, 9, 11\}$	$\{6, 7, 10\}$	0,0,0
T_4	$\{10, 11\}$	$\{6, 7, 8, 9\}$	0,0,0,0
T_5	$\{10, 11\}$	$\{6, 7, 8, 9\}$	0,0,0,0

TABLE IV: Table that verifies $c2$ for \mathcal{G}_2

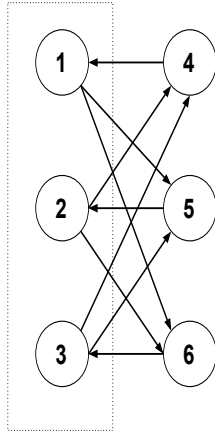


Fig. 7: 3-IC structure \mathcal{G}_3 with $V_I = \{1, 2, 3\}$.

T_i	$V_{NI}(i)$	$j \in V(\mathcal{G}_3) \setminus V(T_i)$	$b_{i,j}$
T_1	$\{5, 6\}$	$\{4\}$	0
T_2	$\{4, 6\}$	$\{5\}$	0
T_3	$\{4, 5\}$	$\{6\}$	0

TABLE V: Table that illustrates $c2$ for \mathcal{G}_3 .

- 2) using the rooted trees for each vertex in the set $\{1, 2, 3, 4\}$, which are given in Fig. 10a, 10b, 10c and

10d respectively, it is verified that there exists a unique path between any two different vertices in V_I in \mathcal{G}_4 and does not contain any other vertex in V_I (i.e., unique I-path between any pair of inner vertices),

- 3) \mathcal{G}_4 is the union of all the 4 rooted trees

and it has no cycles consisting of only non-inner vertices.

Conditions $c1$ and $c2$ are illustrated for \mathcal{G}_4 as follows. The rooted trees T_1 , T_2 , T_3 and T_4 have no non-inner vertices at depth ≥ 2 and hence $c1$ need not be verified. Verification of $c2$ is done using Table VI. It is thus verified that $c1$ and $c2$

T_i	V_{NI}	$j \in V(\mathcal{G}_4) \setminus V(T_i)$	$b_{i,j}$
T_1	$\{5\}$	$\{6\}$	0
T_2	$\{6\}$	$\{5\}$	0
T_3	ϕ	$\{5, 6\}$	—
T_4	ϕ	$\{5, 6\}$	—

TABLE VI: Table that illustrates $c2$ for \mathcal{G}_4 .

are satisfied by \mathcal{G}_4 .

The following three examples (Examples 5, 6 and 7) illustrate Theorem 1 for some IC structures having at least one cycle consisting of only non-inner vertices.

Example 5. Consider \mathcal{G}_5 , a side-information graph which is a 5-IC structure, shown in Fig. 11. It can be easily verified that it is a 5-IC structure with inner vertex set $V_I = \{1, 2, 3, 4, 5\}$ because

- 1) there are no cycles with only one vertex from the set $\{1, 2, 3, 4, 5\}$ in \mathcal{G}_5 (i.e., no I-cycles),
- 2) using the rooted trees for each vertex in the set $\{1, 2, 3, 4, 5\}$, which are given in Fig. 12a, 12b, 12c, 12d and 12e respectively, it is verified that there exists a unique path between any two different vertices in V_I in \mathcal{G}_5 and does not contain any other vertex in V_I (i.e., unique I-path between any pair of inner vertices),
- 3) \mathcal{G}_5 is the union of all the 5 rooted trees.

Note that the vertices 7 and 8 form a cycle consisting of non-inner vertices.

T_i	$V_{NI}(i)$	$j \in V_{NI}(T_i) \setminus N_{T_i}^+(i)$	$a_{i,j}$
T_1	$\{6, 7, 8\}$	$\{8\}$	1
T_2	ϕ	ϕ	—
T_3	$\{7, 8, 10\}$	$\{7\}$	1
T_4	$\{9, 10\}$	$\{10\}$	1
T_5	$\{9, 10\}$	$\{10\}$	1

TABLE VII: Table that illustrates $c1$ for \mathcal{G}_5 .

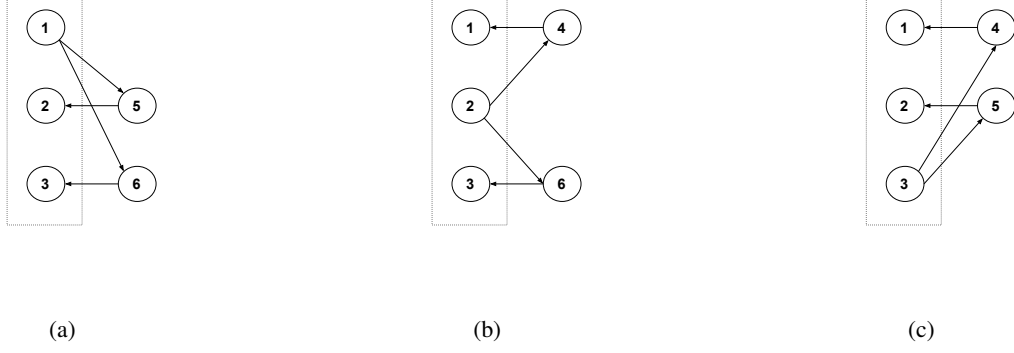


Fig. 8: Figures showing rooted trees of inner vertices 1, 2, 3 of \mathcal{G}_3 , respectively.

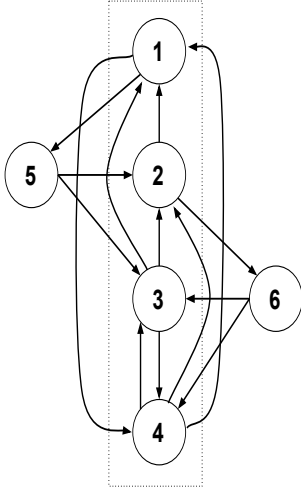


Fig. 9: 4-IC structure \mathcal{G}_4 with $V_I = \{1, 2, 3, 4\}$.

T_i	$V_{NI}(i)$	$j \in V(\mathcal{G}_5) \setminus V_{T_i}$	$b_{i,j}$
T_1	$\{6, 7, 8\}$	$\{9, 10\}$	0, 0
T_2	ϕ	$\{6, 7, 8, 9, 10\}$	—
T_3	$\{7, 8, 10\}$	$\{6, 9\}$	0, 0
T_4	$\{9, 10\}$	$\{6, 7, 8\}$	0, 0, 0
T_5	$\{9, 10\}$	$\{6, 7, 8\}$	0, 0, 0

TABLE VIII: Table that illustrates $c2$ for \mathcal{G}_5 .

Conditions $c1$ and $c2$ are illustrated for \mathcal{G}_5 in Table VII and Table VIII, respectively. As a result, *Algorithm 1* can be used to decode an index code obtained by using *Construction 1* on the IC structure \mathcal{G}_5 .

Example 6. Consider \mathcal{G}_6 , a side-information graph which is a 6-IC structure, shown in Fig. 13. \mathcal{G}_6 is a 6-IC structure with inner vertex set $V_I = \{1, 2, 3, 4, 5, 6\}$ because

T_i	$V_{NI}(i)$	$j \in V(T_i) \setminus \{V_I \cup N_{T_i}^+(i)\}$	$a_{i,j}$
T_1	$\{8, 9, 10, 11\}$	$\{9, 11\}$	1, 1
T_2	$\{7, 8, 9, 12\}$	$\{8, 12\}$	1, 1
T_3	$\{10, 11\}$	$\{10\}$	1
T_4	$\{7, 12\}$	$\{7\}$	1
T_5	$\{7, 12\}$	$\{7\}$	1
T_6	ϕ	ϕ	—

TABLE IX: Table that verifies $c1$ for \mathcal{G}_6 .

- 1) there are no cycles with only one vertex from the set $\{1, 2, 3, 4, 5, 6\}$ in \mathcal{G}_6 (i.e., no I-cycles),
- 2) using the rooted trees for each vertex in the set, $\{1, 2, 3, 4, 5, 6\}$, which are given in Fig. 14a, 14b, 14c, 14d, 14e and 14f respectively, it is verified that there exists a unique path between any two different vertices in V_I in \mathcal{G}_6 and does not contain any other vertex in V_I (i.e., unique I-path between any pair of inner vertices),
- 3) \mathcal{G}_6 is the union of all the 6 rooted trees.

Also, notice that there are three disjoint cycles each of them consisting of only the non-inner vertices.

T_i	$V_{NI}(i)$	$j \in V(\mathcal{G}_6) \setminus V(T_i)$	$b_{i,j}$
T_1	$\{8, 9, 10, 11\}$	$\{7, 12\}$	0, 0
T_2	$\{7, 8, 9, 12\}$	$\{10, 11\}$	0, 0
T_3	$\{10, 11\}$	$\{7, 8, 9, 12\}$	0, 0, 0, 0
T_4	$\{7, 12\}$	$\{8, 9, 10, 11\}$	0, 0, 0, 0
T_5	$\{7, 12\}$	$\{8, 9, 10, 11\}$	0, 0, 0, 0
T_6	ϕ	$\{7, 8, 9, 10, 11, 12\}$	—

TABLE X: Table that verifies $c2$ for \mathcal{G}_6 .

Verification of $c1$ and $c2$. From Table IX and Table X, it is observed that $c1$ and $c2$ are satisfied by \mathcal{G}_6 . As a result, *Algorithm 1* can be used to decode an index code obtained by using *Construction 1* on the IC structure \mathcal{G}_6 .

The index code obtained is $W_I = x_1 \oplus x_2 \oplus x_3 \oplus x_4 \oplus x_5 \oplus x_6$; $W_7 = x_7 \oplus x_1 \oplus x_{12}$; $W_8 = x_8 \oplus x_3 \oplus x_9$; $W_9 = x_9 \oplus x_4 \oplus x_8$; $W_{10} = x_{10} \oplus x_5 \oplus x_{11}$; $W_{11} = x_{11} \oplus x_6 \oplus x_{10}$; $W_{12} = x_{12} \oplus x_6 \oplus x_7$. Messages $x_7, x_8, x_9, x_{10}, x_{11}$ and x_{12} are decoded directly using $W_7, W_8, W_9, W_{10}, W_{11}$ and W_{12} respectively. The computation of Z_i , for $i = 1, 2, \dots, 6$

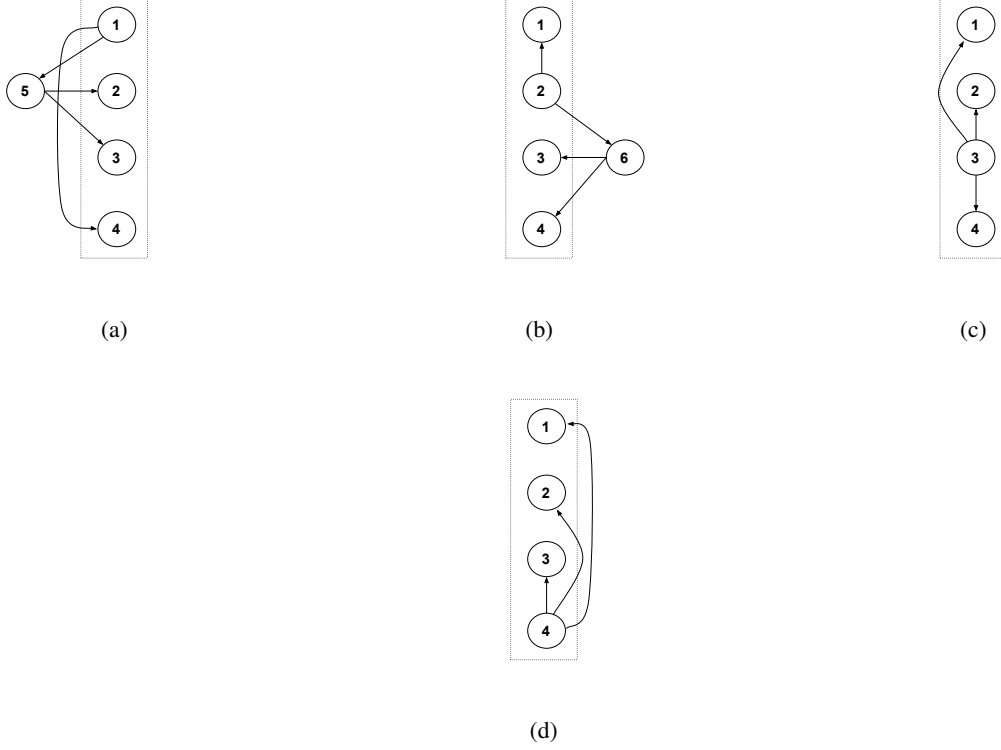


Fig. 10: Figures showing rooted trees of inner vertices 1, 2, 3, 4 of \mathcal{G}_4 , respectively.

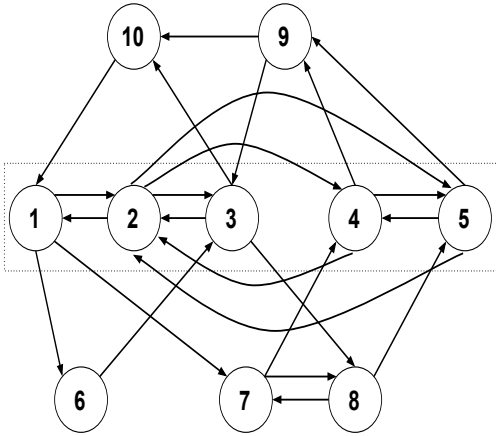


Fig. 11: 5-IC structure \mathcal{G}_5 with $V_I = \{1, 2, 3, 4, 5\}$.

using *Algorithm 1* is shown in Table XI and the decoding of messages x_1, x_2, x_3, x_4, x_5 and x_6 is shown in Table XII. Thus, *Algorithm 1* is used to decode the index code obtained

Message x_i	Computation of Z_i
x_1	$W_I \oplus W_8 \oplus W_9 \oplus W_{10} \oplus W_{11}$
x_2	$W_I \oplus W_7 \oplus W_8 \oplus W_9 \oplus W_{12}$
x_3	$W_I \oplus W_{10} \oplus W_{11}$
x_4	$W_I \oplus W_7 \oplus W_{12}$
x_5	$W_I \oplus W_7 \oplus W_{12}$
x_6	W_I

TABLE XI: Table that shows the working of algorithm 1 on index code obtained from construction 1 on \mathcal{G}_6 .

Message x_i	Z_i	$N_{\mathcal{G}_6}^+(i)$
x_1	$x_1 \oplus x_2 \oplus x_8 \oplus x_{10}$	x_2, x_8, x_{10}
x_2	$x_2 \oplus x_5 \oplus x_7 \oplus x_9$	x_5, x_7, x_9
x_3	$x_3 \oplus x_1 \oplus x_2 \oplus x_4 \oplus x_{11}$	x_1, x_2, x_4, x_{11}
x_4	$x_4 \oplus x_2 \oplus x_3 \oplus x_5 \oplus x_{12}$	x_2, x_3, x_5, x_{12}
x_5	$x_5 \oplus x_2 \oplus x_3 \oplus x_4 \oplus x_{12}$	x_2, x_3, x_4, x_{12}
x_6	$x_1 \oplus x_2 \oplus x_3 \oplus x_4 \oplus x_5 \oplus x_6$	x_1, x_2, x_3, x_4, x_5

TABLE XII: Table showing the decoding of messages using algorithm 1 on index code obtained from construction 1 on \mathcal{G}_6 .

by using *Construction1* on \mathcal{G}_6 .

Example 7. Consider \mathcal{G}_7 , a side-information graph which is a 5-IC structure, shown in Fig. 15. \mathcal{G}_7 is a 5-IC structure with inner vertex set $V_I = \{1, 2, 3, 4, 5\}$ since

- 1) there are no cycles with only one vertex from the set $\{1, 2, 3, 4, 5\}$ in \mathcal{G}_7 (i.e., no I-cycles),

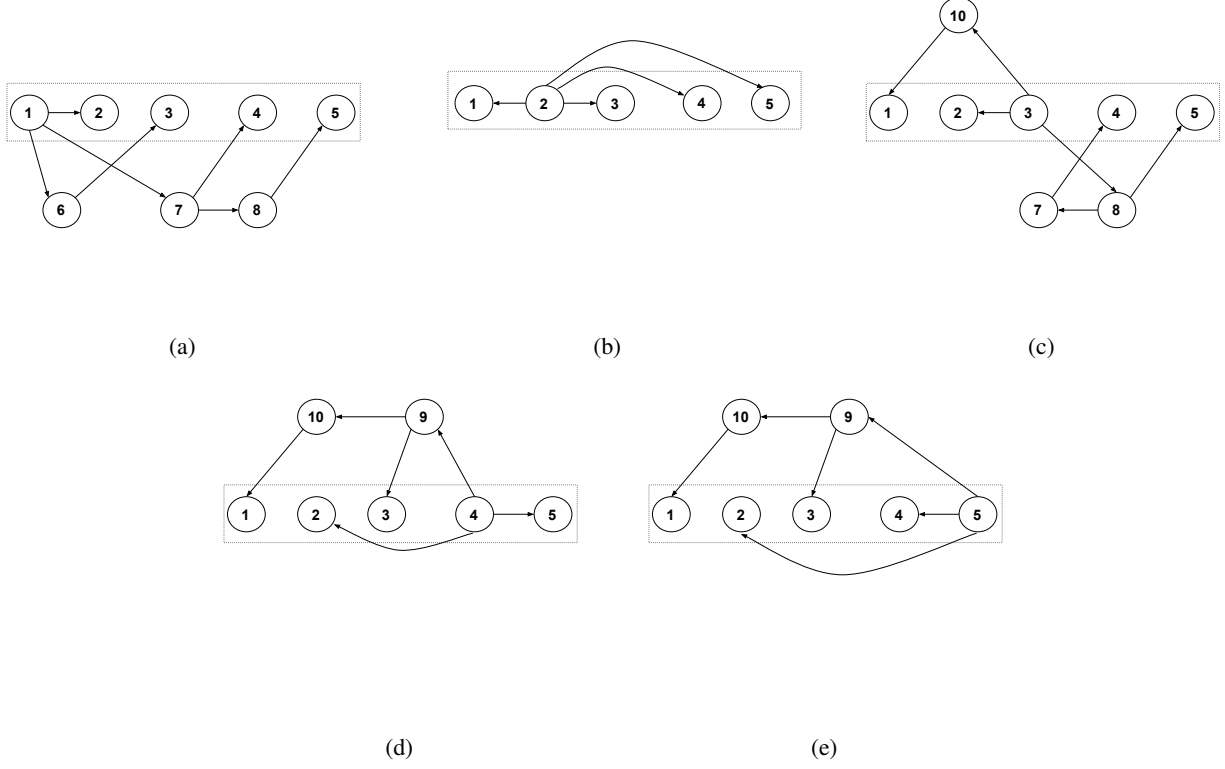


Fig. 12: Figures showing rooted trees of inner vertices 1, 2, 3, 4, 5 of \mathcal{G}_5 , respectively.

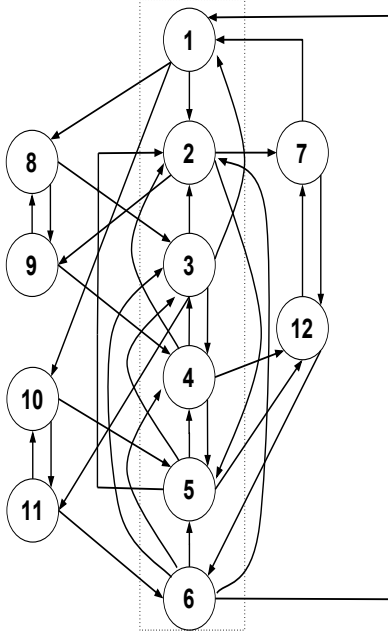


Fig. 13: 6-IC structure \mathcal{G}_6 with $V_I = \{1, 2, 3, 4, 5, 6\}$.

T_i	$V_{NI}(i)$	$j \in V_{NI}(T_i) \setminus N_{T_i}^+(i)$	$a_{i,j}$
T_1	$\{6, 7, 8\}$	$\{7, 8\}$	1, 1
T_2	$\{6, 7, 8\}$	$\{6, 7\}$	1, 1
T_3	$\{\phi\}$	$\{\phi\}$	—
T_4	$\{9, 10\}$	$\{9\}$	1
T_5	$\{9, 10\}$	$\{10\}$	1

TABLE XIII: Table that verifies $c1$ for \mathcal{G}_7 .

a unique path between any two different vertices in V_I in \mathcal{G}_7 and does not contain any other vertex in V_I (i.e., unique I-path between any pair of inner vertices),

3) \mathcal{G}_7 is the union of all the 5 rooted trees.

There are two cycles consisting of only the non-inner vertices.

T_i	$V_{NI}(i)$	$j \in V(\mathcal{G}_7) \setminus V(T_i)$	$b_{i,j}$
T_1	$\{6, 7, 8\}$	$\{9, 10\}$	0, 0
T_2	$\{6, 7, 8\}$	$\{9, 10\}$	0, 0
T_3	$\{\phi\}$	$\{6, 7, 8, 9, 10\}$	—
T_4	$\{9, 10\}$	$\{6, 7, 8\}$	0, 0, 0
T_5	$\{9, 10\}$	$\{6, 7, 8\}$	0, 0, 0

TABLE XIV: Table that verifies $c2$ for \mathcal{G}_7 .

2) using the rooted trees for each vertex in the set, $\{1, 2, 3, 4, 5\}$, which are given in Fig. 16a, 16b, 16c, 16d and 16e respectively, it is verified that there exists

Verification of $c1$ and $c2$. From Table XIII and Table XIV, it is observed that $c1$ and $c2$ are satisfied by \mathcal{G}_7 . As a result, *Algorithm 1* can be used to decode an index code obtained by using *Construction 1* on the IC structure \mathcal{G}_7 .

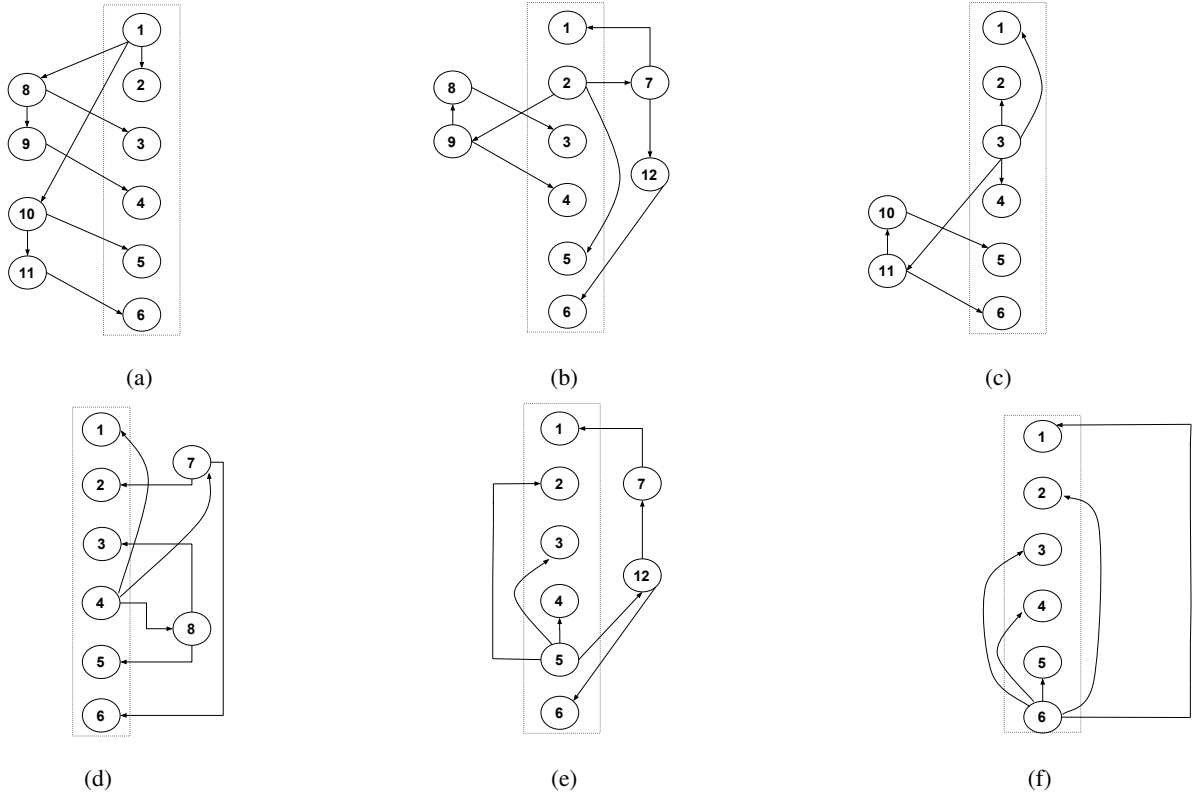


Fig. 14: Figures showing rooted trees of inner vertices 1, 2, 3, 4, 5, 6 of \mathcal{G}_6 , respectively.

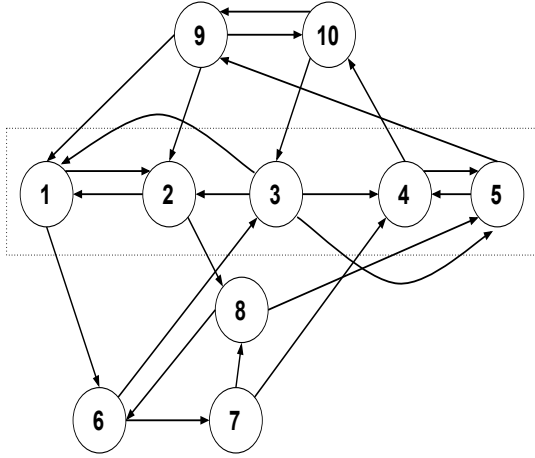


Fig. 15: 5-IC structure \mathcal{G}_7 with $V_I = \{1, 2, 3, 4, 5\}$.

The index code obtained is $W_I = x_1 \oplus x_2 \oplus x_3 \oplus x_4 \oplus x_5$; $W_6 = x_6 \oplus x_3 \oplus x_7$; $W_7 = x_7 \oplus x_8 \oplus x_4$; $W_8 = x_8 \oplus x_5 \oplus x_6$; $W_9 = x_9 \oplus x_1 \oplus x_2 \oplus x_{10}$; $W_{10} = x_{10} \oplus x_3 \oplus x_9$.

Messages x_6, x_7, x_8, x_9 and x_{10} are decoded directly using W_6, W_7, W_8, W_9 and W_{10} respectively. The computation of Z_i , for $i = 1, 2, \dots, 5$ using *Algorithm 1* is shown in Table XV and the decoding of messages x_1, x_2, x_3, x_4 and x_5 is shown in Table XVI. Thus, *Algorithm 1* is used to decode the

Message x_i	Computation of Z_i
x_1	$W_I \oplus W_6 \oplus W_7 \oplus W_8$
x_2	$W_I \oplus W_6 \oplus W_7 \oplus W_8$
x_3	W_I
x_4	$W_I \oplus W_9 \oplus W_{10}$
x_5	$W_I \oplus W_9 \oplus W_{10}$

TABLE XV: Table that shows the working of algorithm 1 on index code obtained from construction 1 on \mathcal{G}_7 .

Message x_i	Z_i	$N_{\mathcal{G}_7}^+(i)$
x_1	$x_1 \oplus x_2$	x_2, x_6
x_2	$x_2 \oplus x_1$	x_1, x_8
x_3	$x_3 \oplus x_1 \oplus x_2 \oplus x_4 \oplus x_5$	x_1, x_2, x_4, x_5
x_4	$x_4 \oplus x_5$	x_5, x_{10}
x_5	$x_5 \oplus x_4$	x_4, x_{10}

TABLE XVI: Table that shows the decoding of messages using algorithm 1 on index code obtained from construction 1 on \mathcal{G}_7 .

index code obtained by using *Construction1* on \mathcal{G}_7 .

In the following last example it is shown that for some IC structures the code constructed using *Construction 1* is not

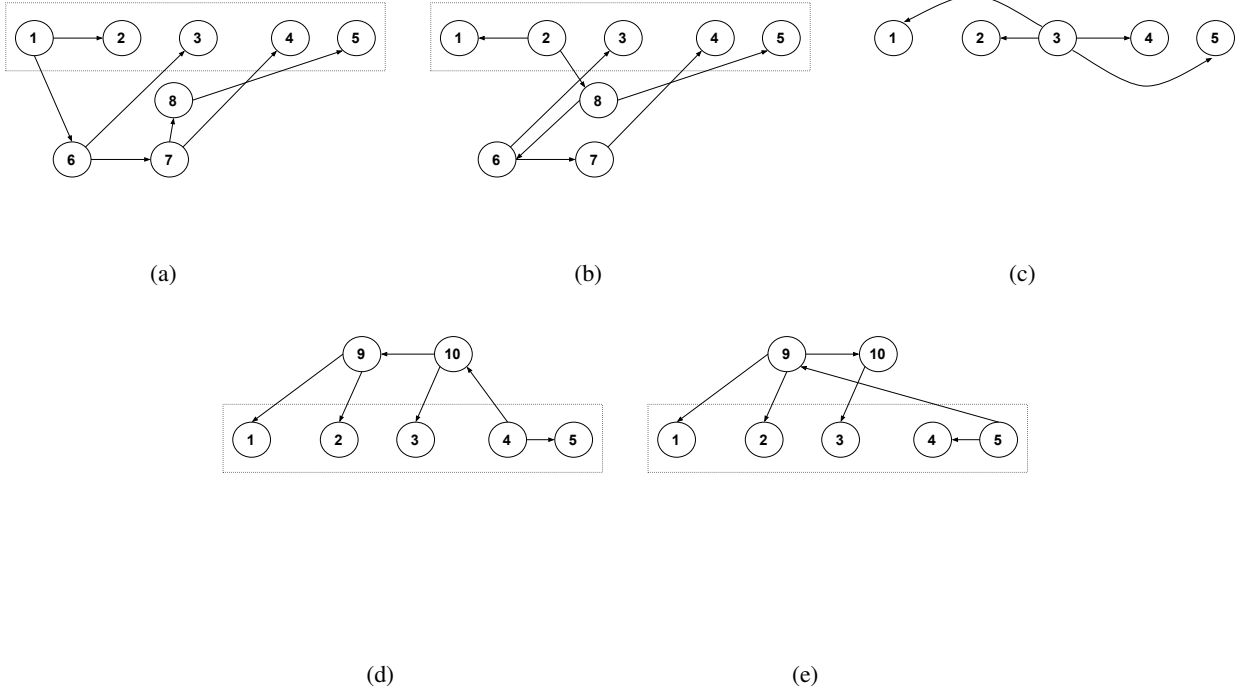


Fig. 16: Figures showing rooted trees of inner vertices 1, 2, 3, 4, 5 of \mathcal{G}_7 , respectively.

decodable using any algorithm using only linear combinations of the index code symbols.

Example 8. Consider \mathcal{G}_8 , a side-information graph which is a 5-IC structure, shown in Fig. 17. \mathcal{G}_8 is a 6-IC structure with inner vertex set $V_I = \{1, 2, 3, 4, 5\}$ since

- 1) there are no cycles with only one vertex from the set $\{1, 2, 3, 4, 5\}$ in \mathcal{G}_8 (i.e., no I-cycles),
- 2) using the rooted trees for each vertex in the set, $\{1, 2, 3, 4, 5\}$, which are given in Fig. 18a, 18b, 18c, 18d and 18e respectively, it is verified that there exists a unique path between any two different vertices in V_I in \mathcal{G}_8 and does not contain any other vertex in V_I (i.e., unique I-path between any pair of inner vertices),
- 3) \mathcal{G}_8 is the union of all the 5 rooted trees.

T_i	$V_{NI}(i)$	$j \in V_{NI}(T_i) \setminus N_{T_i}^+(i)$	$a_{i,j}$
T_1	$\{6, 7, 8, 9\}$	$\{7, 8, 9\}$	1, 2, 1

TABLE XVII: Table that verifies $c1$ for \mathcal{G}_8 .

Verification of $c1$ and $c2$. From Table XVII and Table XVIII, it is observed that $c1$ is not satisfied ($a_{1,8} = 2$, an even number) and $c2$ is satisfied by \mathcal{G}_8 . As a result, *Algorithm 1* fails to decode an index code obtained by using *Construction 1* on the IC structure \mathcal{G}_8 . It is verified as follows.

The index code obtained is $W_I = x_1 \oplus x_2 \oplus x_3 \oplus x_4 \oplus x_5$: $W_6 = x_6 \oplus x_7 \oplus x_8$; $W_7 = x_7 \oplus x_3$; $W_8 = x_8 \oplus x_4 \oplus$

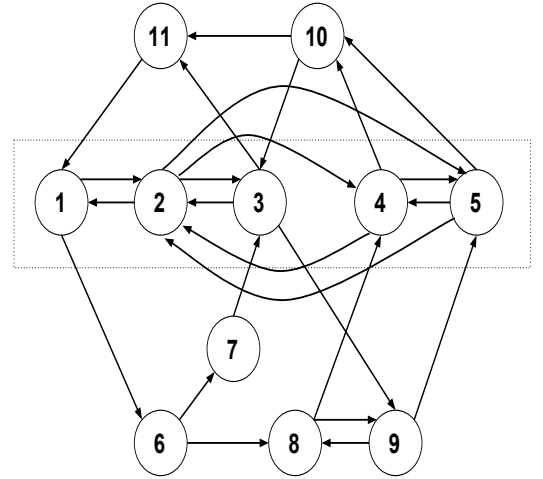


Fig. 17: 5-IC structure \mathcal{G}_8 with $V_I = \{1, 2, 3, 4, 5\}$.

x_9 ; $W_9 = x_9 \oplus x_5 \oplus x_8$; $W_{10} = x_{10} \oplus x_3 \oplus x_{11}$; $W_{11} = x_{11} \oplus x_1$. Messages $x_6, x_7, x_8, x_9, x_{10}$ and x_{11} are decoded directly using $W_6, W_7, W_8, W_9, W_{10}$ and W_{11} respectively.

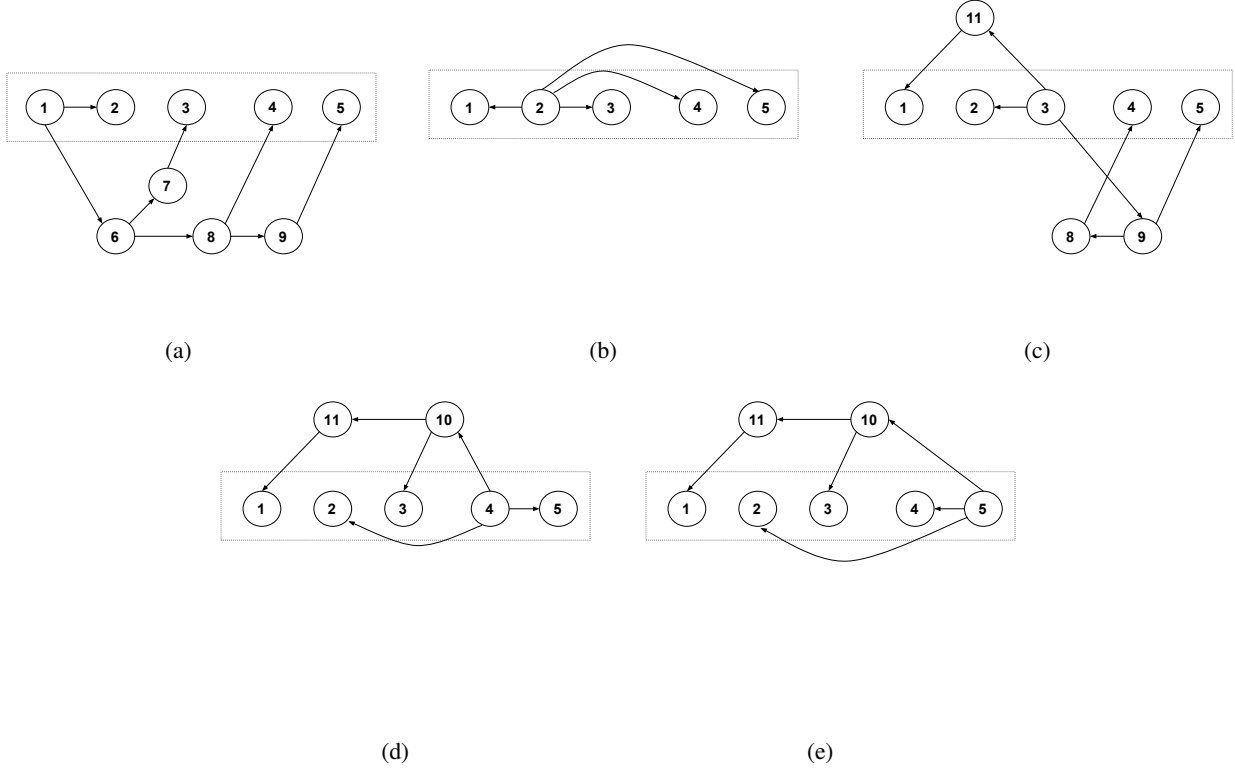


Fig. 18: Figures showing rooted trees of inner vertices 1, 2, 3, 4, 5 of \mathcal{G}_8 , respectively.

T_i	$V_{NI}(i)$	$j \in V(\mathcal{G}_8) \setminus V(T_i)$	$b_{i,j}$
T_1	$\{6, 7, 8, 9\}$	$\{10, 11\}$	0, 0
T_2	$\{10, 11\}$	$\{6, 7, 8, 9\}$	0, 0, 0, 0
T_3	$\{8, 9, 11\}$	$\{6, 7, 10\}$	0, 0, 0
T_4	$\{10, 11\}$	$\{6, 7, 8, 9\}$	0, 0, 0, 0
T_5	$\{10, 11\}$	$\{6, 7, 8, 9\}$	0, 0, 0, 0

TABLE XVIII: Table that verifies $c2$ for \mathcal{G}_8 .

The computation of Z_1 , for $i = 1, 2, \dots, 5$ using *Algorithm 1* is shown in Table XIX and Table XX illustrates the inability of the *Algorithm 1* to decode x_1 . Thus, *Algorithm 1* is fails

Message x_i	Computation of Z_i
x_1	$W_I \oplus W_6 \oplus W_7 \oplus W_8 \oplus W_9$
x_2	W_I
x_3	$W_I \oplus W_8 \oplus W_9 \oplus W_{11}$
x_4	$W_I \oplus W_{10} \oplus W_{11}$
x_5	$W_I \oplus W_{10} \oplus W_{11}$

TABLE XIX: Table that shows the working of algorithm 1 on index code obtained from construction 1 on \mathcal{G}_8 .

Message x_i	Z_i	$N_{\mathcal{G}_8}^+(i)$
x_1	$x_1 \oplus x_2 \oplus x_6 \oplus x_8$	x_2, x_6

TABLE XX: Table that shows failure of algorithm 1 on index code obtained from construction 1 on \mathcal{G}_8 .

to decode the index code obtained using *Construction1* on \mathcal{G}_8

since user requesting message x_1 does not have x_8 in its side-information.

It turns out that x_1 cannot be decoded using any linear combination of the index code symbols. All the possible linear combinations of the index code symbols are listed in the Table XXI along with the reason for x_1 not being decodable using that linear combination.

4. DISCUSSION

For the IC structure \mathcal{G} given in Fig. 2 of [6] it has been shown that the index code obtained by using *Construction 1* is not decodable using *Algorithm 1*. This is supported by the fact that the conditions $c1$ and $c2$ are violated as shown in the Table XXII and Table XXIII respectively. The index code obtained by using *Construction 1* on \mathcal{G} is $W_I = x_1 \oplus x_2 \oplus x_3 \oplus x_4 \oplus x_5 \oplus x_6$; $W_7 = x_7 \oplus x_2 \oplus x_6$; $W_8 = x_8 \oplus x_3 \oplus x_5$; $W_9 = x_9 \oplus x_{10}$; $W_{10} = x_{10} \oplus x_{11}$; $W_{11} = x_{11} \oplus x_4 \oplus x_{12}$; $W_{12} = x_{12} \oplus x_{13}$; $W_{13} = x_{13} \oplus x_5 \oplus x_9$; $W_{14} = x_{14} \oplus x_9$. Even though the code is not decodable by *Algorithm 1*, it is possible for the messages to be decoded using some other linear combinations of index code symbols as

- x_1 is decoded using

$$\begin{aligned} Z'_1 &= W_I \oplus W_7 \oplus W_9 \oplus W_{10} \oplus W_{11} \oplus W_{12} \oplus W_{13} \\ &= x_1 \oplus x_3 \oplus x_7. \end{aligned}$$

S.no	Linear combination	Obtained sum	Reason
1	0	0	—
2	W_I	$x_1 \oplus x_2 \oplus x_3 \oplus x_4 \oplus x_5$	x_3 not in side-information
3	W_6	$x_6 \oplus x_7 \oplus x_8$	x_1 is absent
4	$W_I \oplus W_6$	$x_1 \oplus x_2 \oplus x_3 \oplus x_4 \oplus x_5 \oplus x_6 \oplus x_7 \oplus x_8$	x_3 not in side-information
5	W_7	$x_3 \oplus x_7$	x_1 is absent
6	$W_I \oplus W_7$	$x_1 \oplus x_2 \oplus x_4 \oplus x_5 \oplus x_7$	x_4 not in side-information
7	$W_6 \oplus W_7$	$x_3 \oplus x_6 \oplus x_8$	x_1 is absent
8	$W_I \oplus W_6 \oplus W_7$	$x_1 \oplus x_2 \oplus x_4 \oplus x_5 \oplus x_6 \oplus x_8$	x_4 not in side-information
9	W_8	$x_4 \oplus x_8 \oplus x_9$	x_1 is absent
10	$W_I \oplus W_8$	$x_1 \oplus x_2 \oplus x_3 \oplus x_5 \oplus x_8 \oplus x_9$	x_3 not in side-information
11	$W_6 \oplus W_8$	$x_4 \oplus x_6 \oplus x_7 \oplus x_9$	x_1 is absent
12	$W_I \oplus W_6 \oplus W_8$	$x_1 \oplus x_2 \oplus x_3 \oplus x_5 \oplus x_6 \oplus x_7 \oplus x_9$	x_3 not in side-information
13	$W_7 \oplus W_8$	$x_3 \oplus x_4 \oplus x_7 \oplus x_8 \oplus x_9$	x_1 is absent
14	$W_I \oplus W_7 \oplus W_8$	$x_1 \oplus x_2 \oplus x_5 \oplus x_7 \oplus x_8 \oplus x_9$	x_5 is not in side-information
15	$W_6 \oplus W_7 \oplus W_8$	$x_3 \oplus x_4 \oplus x_6 \oplus x_9$	x_1 is absent
16	$W_I \oplus W_6 \oplus W_7 \oplus W_8$	$x_1 \oplus x_2 \oplus x_5 \oplus x_6 \oplus x_9$	x_5 not in side-information
17	W_9	$x_5 \oplus x_8 \oplus x_9$	x_1 is absent
18	$W_I \oplus W_9$	$x_1 \oplus x_2 \oplus x_3 \oplus x_4 \oplus x_8 \oplus x_9$	x_3 not in side-information
19	$W_6 \oplus W_9$	$x_5 \oplus x_6 \oplus x_7 \oplus x_9$	x_1 is absent
20	$W_I \oplus W_6 \oplus W_9$	$x_1 \oplus x_2 \oplus x_3 \oplus x_4 \oplus x_6 \oplus x_7 \oplus x_9$	x_3 not in side-information
21	$W_7 \oplus W_9$	$x_3 \oplus x_5 \oplus x_7 \oplus x_8 \oplus x_9$	x_1 is absent
22	$W_I \oplus W_7 \oplus W_9$	$x_1 \oplus x_2 \oplus x_4 \oplus x_7 \oplus x_8 \oplus x_9$	x_4 not in side-information
23	$W_6 \oplus W_7 \oplus W_9$	$x_3 \oplus x_5 \oplus x_6 \oplus x_9$	x_1 is absent
24	$W_I \oplus W_6 \oplus W_7 \oplus W_9$	$x_1 \oplus x_2 \oplus x_4 \oplus x_6 \oplus x_9$	x_4 not in side-information
25	$W_8 \oplus W_9$	$x_4 \oplus x_5$	x_1 is absent
26	$W_I \oplus W_8 \oplus W_9$	$x_1 \oplus x_2 \oplus x_3$	x_3 not in side-information
27	$W_6 \oplus W_8 \oplus W_9$	$x_4 \oplus x_5 \oplus x_6 \oplus x_7 \oplus x_8$	x_1 is absent
28	$W_I \oplus W_6 \oplus W_8 \oplus W_9$	$x_1 \oplus x_2 \oplus x_3 \oplus x_6 \oplus x_7 \oplus x_8$	x_3 not in side-information
29	$W_7 \oplus W_8 \oplus W_9$	$x_3 \oplus x_4 \oplus x_5 \oplus x_7$	x_1 is absent
30	$W_I \oplus W_7 \oplus W_8 \oplus W_9$	$x_1 \oplus x_2 \oplus x_7$	x_7 not in side-information
31	$W_6 \oplus W_7 \oplus W_8 \oplus W_9$	$x_3 \oplus x_4 \oplus x_5 \oplus x_6 \oplus x_8$	x_1 is absent
32	$W_I \oplus W_6 \oplus W_7 \oplus W_8 \oplus W_9$	$x_1 \oplus x_2 \oplus x_6 \oplus x_8$	x_8 not in side-information
33	W_{10}	$x_3 \oplus x_{10} \oplus x_{11}$	x_1 is absent
34	$W_I \oplus W_{10}$	$x_1 \oplus x_2 \oplus x_4 \oplus x_5 \oplus x_{11}$	x_4 not in side information
35	$W_6 \oplus W_{10}$	$x_3 \oplus x_6 \oplus x_7 \oplus x_8 \oplus x_{10} \oplus x_{11}$	x_1 is absent
36	$W_I \oplus W_6 \oplus W_{10}$	$x_1 \oplus x_2 \oplus x_4 \oplus x_5 \oplus x_6 \oplus x_7 \oplus x_8 \oplus x_{10} \oplus x_{11}$	x_4 not in side-information
37	$W_7 \oplus W_{10}$	$x_7 \oplus x_{10} \oplus x_{11}$	x_1 is absent
38	$W_I \oplus W_7 \oplus W_{10}$	$x_1 \oplus x_2 \oplus x_3 \oplus x_4 \oplus x_5 \oplus x_7 \oplus x_{10} \oplus x_{11}$	x_3 not in side-information
39	$W_6 \oplus W_7 \oplus W_{10}$	$x_6 \oplus x_8 \oplus x_{10} \oplus x_{11}$	x_1 is absent
40	$W_I \oplus W_6 \oplus W_7 \oplus W_{10}$	$x_1 \oplus x_2 \oplus x_3 \oplus x_4 \oplus x_5 \oplus x_6 \oplus x_8 \oplus x_{10} \oplus x_{11}$	x_3 not in side-information
41	$W_8 \oplus W_{10}$	$x_3 \oplus x_4 \oplus x_8 \oplus x_9 \oplus x_{10} \oplus x_{11}$	x_1 is absent
42	$W_I \oplus W_8 \oplus W_{10}$	$x_1 \oplus x_2 \oplus x_5 \oplus x_8 \oplus x_9 \oplus x_{10} \oplus x_{11}$	x_5 not in -side-information
43	$W_6 \oplus W_8 \oplus W_{10}$	$x_3 \oplus x_4 \oplus x_6 \oplus x_7 \oplus x_9 \oplus x_{10} \oplus x_{11}$	x_1 is absent
44	$W_I \oplus W_6 \oplus W_8 \oplus W_{10}$	$x_1 \oplus x_2 \oplus x_5 \oplus x_6 \oplus x_7 \oplus x_9 \oplus x_{10} \oplus x_{11}$	x_5 not in side-information
45	$W_7 \oplus W_8 \oplus W_{10}$	$x_4 \oplus x_7 \oplus x_8 \oplus x_9 \oplus x_{10} \oplus x_{11}$	x_1 is absent
46	$W_I \oplus W_7 \oplus W_8 \oplus W_{10}$	$x_1 \oplus x_2 \oplus x_3 \oplus x_5 \oplus x_7 \oplus x_8 \oplus x_9 \oplus x_{10} \oplus x_{11}$	x_3 not in side-information
47	$W_6 \oplus W_7 \oplus W_8 \oplus W_{10}$	$x_4 \oplus x_6 \oplus x_9 \oplus x_{10} \oplus x_{11}$	x_1 is absent
48	$W_I \oplus W_6 \oplus W_7 \oplus W_8 \oplus W_{10}$	$x_1 \oplus x_2 \oplus x_3 \oplus x_5 \oplus x_6 \oplus x_9 \oplus x_{10} \oplus x_{11}$	x_3 not in side-information
49	$W_9 \oplus W_{10}$	$x_3 \oplus x_5 \oplus x_8 \oplus x_9 \oplus x_{10} \oplus x_{11}$	x_1 is absent
50	$W_I \oplus W_9 \oplus W_{10}$	$x_1 \oplus x_2 \oplus x_4 \oplus x_8 \oplus x_9 \oplus x_{10} \oplus x_{11}$	x_4 not in side-information
51	$W_6 \oplus W_9 \oplus W_{10}$	$x_3 \oplus x_5 \oplus x_6 \oplus x_7 \oplus x_9 \oplus x_{10} \oplus x_{11}$	x_1 is absent
52	$W_I \oplus W_6 \oplus W_9 \oplus W_{10}$	$x_1 \oplus x_2 \oplus x_4 \oplus x_6 \oplus x_9 \oplus x_{10} \oplus x_{11}$	x_4 not in side-information
53	$W_7 \oplus W_9 \oplus W_{10}$	$x_5 \oplus x_7 \oplus x_8 \oplus x_9 \oplus x_{10} \oplus x_{11}$	x_1 is absent
54	$W_I \oplus W_7 \oplus W_9 \oplus W_{10}$	$x_1 \oplus x_2 \oplus x_3 \oplus x_4 \oplus x_7 \oplus x_8 \oplus x_9 \oplus x_{10} \oplus x_{11}$	x_3 not in side-information
55	$W_6 \oplus W_7 \oplus W_9 \oplus W_{10}$	$x_5 \oplus x_6 \oplus x_9 \oplus x_{10} \oplus x_{11}$	x_1 is absent
56	$W_I \oplus W_6 \oplus W_7 \oplus W_9 \oplus W_{10}$	$x_1 \oplus x_2 \oplus x_3 \oplus x_4 \oplus x_6 \oplus x_9 \oplus x_{10} \oplus x_{11}$	x_3 not in side-information
57	$W_8 \oplus W_9 \oplus W_{10}$	$x_3 \oplus x_4 \oplus x_5 \oplus x_{10} \oplus x_{11}$	x_1 is absent
58	$W_I \oplus W_8 \oplus W_9 \oplus W_{10}$	$x_1 \oplus x_2 \oplus x_{10} \oplus x_{11}$	x_{10} not in side-information
59	$W_6 \oplus W_8 \oplus W_9 \oplus W_{10}$	$x_3 \oplus x_4 \oplus x_5 \oplus x_6 \oplus x_7 \oplus x_8 \oplus x_{10} \oplus x_{11}$	x_1 is absent
60	$W_I \oplus W_6 \oplus W_8 \oplus W_9 \oplus W_{10}$	$x_1 \oplus x_2 \oplus x_6 \oplus x_7 \oplus x_8 \oplus x_{10} \oplus x_{11}$	x_7 not in side-information
61	$W_7 \oplus W_8 \oplus W_9 \oplus W_{10}$	$x_4 \oplus x_5 \oplus x_7 \oplus x_{10} \oplus x_{11}$	x_1 is absent
62	$W_I \oplus W_7 \oplus W_8 \oplus W_9 \oplus W_{10}$	$x_1 \oplus x_2 \oplus x_3 \oplus x_7 \oplus x_{10} \oplus x_{11}$	x_3 not in side-information
63	$W_6 \oplus W_7 \oplus W_8 \oplus W_9 \oplus W_{10}$	$x_4 \oplus x_5 \oplus x_6 \oplus x_8 \oplus x_{10} \oplus x_{11}$	x_1 is absent
64	$W_I \oplus W_6 \oplus W_7 \oplus W_8 \oplus W_9 \oplus W_{10}$	$x_1 \oplus x_2 \oplus x_3 \oplus x_6 \oplus x_8 \oplus x_{10} \oplus x_{11}$	x_3 not in side-information
65	W_{11}	$x_1 \oplus x_{11}$	x_{11} not in side-information
66	$W_I \oplus W_{11}$	$x_2 \oplus x_3 \oplus x_4 \oplus x_5 \oplus x_{11}$	x_1 is absent
67	$W_6 \oplus W_{11}$	$x_1 \oplus x_6 \oplus x_7 \oplus x_8 \oplus x_{11}$	x_7 not in side-information
68	$W_I \oplus W_6 \oplus W_{11}$	$x_2 \oplus x_3 \oplus x_4 \oplus x_5 \oplus x_6 \oplus x_7 \oplus x_8 \oplus x_{11}$	x_1 is absent
69	$W_7 \oplus W_{11}$	$x_1 \oplus x_3 \oplus x_7 \oplus x_{11}$	x_3 not in side-information

70	$W_I \oplus W_7 \oplus W_{11}$	$x_2 \oplus x_4 \oplus x_5 \oplus x_7 \oplus x_{11}$	x_1 is absent
71	$W_6 \oplus W_7 \oplus W_{11}$	$x_1 \oplus x_3 \oplus x_6 \oplus x_8 \oplus x_{11}$	x_3 not in side-information
72	$W_I \oplus W_6 \oplus W_7 \oplus W_{11}$	$x_2 \oplus x_4 \oplus x_5 \oplus x_6 \oplus x_8 \oplus x_{11}$	x_1 is absent
73	$W_8 \oplus W_{11}$	$x_1 \oplus x_4 \oplus x_8 \oplus x_9 \oplus x_{11}$	x_4 not in side-information
74	$W_I \oplus W_8 \oplus W_{11}$	$x_2 \oplus x_3 \oplus x_5 \oplus x_8 \oplus x_9 \oplus x_{11}$	x_1 is absent
75	$W_6 \oplus W_8 \oplus W_{11}$	$x_1 \oplus x_4 \oplus x_6 \oplus x_7 \oplus x_9 \oplus x_{11}$	x_4 not in side-information
76	$W_I \oplus W_6 \oplus W_8 \oplus W_{11}$	$x_2 \oplus x_3 \oplus x_5 \oplus x_6 \oplus x_7 \oplus x_9 \oplus x_{11}$	x_1 is absent
77	$W_7 \oplus W_8 \oplus W_{11}$	$x_1 \oplus x_3 \oplus x_4 \oplus x_7 \oplus x_8 \oplus x_9 \oplus x_{11}$	x_3 not in side-information
78	$W_I \oplus W_7 \oplus W_8 \oplus W_{11}$	$x_2 \oplus x_5 \oplus x_7 \oplus x_8 \oplus x_9 \oplus x_{11}$	x_1 is absent
79	$W_6 \oplus W_7 \oplus W_8 \oplus W_{11}$	$x_1 \oplus x_3 \oplus x_4 \oplus x_6 \oplus x_9 \oplus x_{11}$	x_3 not in side-information
80	$W_I \oplus W_6 \oplus W_7 \oplus W_8 \oplus W_{11}$	$x_2 \oplus x_5 \oplus x_6 \oplus x_9 \oplus x_{11}$	x_1 is absent
81	$W_9 \oplus W_{11}$	$x_1 \oplus x_5 \oplus x_8 \oplus x_9 \oplus x_{11}$	x_5 not in side-information
82	$W_I \oplus W_9 \oplus W_{11}$	$x_2 \oplus x_3 \oplus x_4 \oplus x_8 \oplus x_9 \oplus x_{11}$	x_1 is absent
83	$W_6 \oplus W_9 \oplus W_{11}$	$x_1 \oplus x_5 \oplus x_6 \oplus x_7 \oplus x_9 \oplus x_{11}$	x_5 not in side-information
84	$W_I \oplus W_6 \oplus W_9 \oplus W_{11}$	$x_2 \oplus x_3 \oplus x_4 \oplus x_6 \oplus x_7 \oplus x_9 \oplus x_{11}$	x_1 is absent
85	$W_7 \oplus W_9 \oplus W_{11}$	$x_1 \oplus x_3 \oplus x_5 \oplus x_7 \oplus x_8 \oplus x_9 \oplus x_{11}$	x_3 not in side-information
86	$W_I \oplus W_7 \oplus W_9 \oplus W_{11}$	$x_2 \oplus x_4 \oplus x_7 \oplus x_8 \oplus x_9 \oplus x_{11}$	x_1 is absent
87	$W_6 \oplus W_7 \oplus W_9 \oplus W_{11}$	$x_1 \oplus x_3 \oplus x_5 \oplus x_6 \oplus x_9 \oplus x_{11}$	x_3 not in side-information
88	$W_I \oplus W_6 \oplus W_7 \oplus W_9 \oplus W_{11}$	$x_2 \oplus x_4 \oplus x_6 \oplus x_9 \oplus x_{11}$	x_1 is absent
89	$W_8 \oplus W_9 \oplus W_{11}$	$x_1 \oplus x_4 \oplus x_5 \oplus x_{11}$	x_4 not in side-information
90	$W_I \oplus W_8 \oplus W_9 \oplus W_{11}$	$x_2 \oplus x_3 \oplus x_{11}$	x_1 is absent
91	$W_6 \oplus W_8 \oplus W_9 \oplus W_{11}$	$x_1 \oplus x_4 \oplus x_5 \oplus x_6 \oplus x_7 \oplus x_8 \oplus x_{11}$	x_4 not in side-information
92	$W_I \oplus W_6 \oplus W_8 \oplus W_9 \oplus W_{11}$	$x_2 \oplus x_3 \oplus x_6 \oplus x_7 \oplus x_8 \oplus x_{11}$	x_1 is absent
93	$W_7 \oplus W_8 \oplus W_9 \oplus W_{11}$	$x_1 \oplus x_3 \oplus x_4 \oplus x_5 \oplus x_7 \oplus x_{11}$	x_3 not in side-information
94	$W_I \oplus W_7 \oplus W_8 \oplus W_9 \oplus W_{11}$	$x_2 \oplus x_7 \oplus x_{11}$	x_1 is absent
95	$W_6 \oplus W_7 \oplus W_8 \oplus W_9 \oplus W_{11}$	$x_1 \oplus x_3 \oplus x_4 \oplus x_5 \oplus x_6 \oplus x_8 \oplus x_{11}$	x_3 not in side-information
96	$W_I \oplus W_6 \oplus W_7 \oplus W_8 \oplus W_9 \oplus W_{11}$	$x_2 \oplus x_6 \oplus x_8 \oplus x_{11}$	x_1 is absent
97	$W_{10} \oplus W_{11}$	$x_1 \oplus x_3 \oplus x_{10}$	x_3 not in side-information
98	$W_I \oplus W_{10} \oplus W_{11}$	$x_2 \oplus x_4 \oplus x_5 \oplus x_{10}$	x_1 is absent
99	$W_6 \oplus W_{10} \oplus W_{11}$	$x_1 \oplus x_3 \oplus x_6 \oplus x_7 \oplus x_8 \oplus x_{10}$	x_3 not in side-information
100	$W_I \oplus W_6 \oplus W_{10} \oplus W_{11}$	$x_2 \oplus x_4 \oplus x_5 \oplus x_6 \oplus x_7 \oplus x_8 \oplus x_{10}$	x_1 is absent
101	$W_7 \oplus W_{10} \oplus W_{11}$	$x_1 \oplus x_7 \oplus x_{10}$	x_7 not in side-information
102	$W_I \oplus W_7 \oplus W_{10} \oplus W_{11}$	$x_2 \oplus x_3 \oplus x_4 \oplus x_5 \oplus x_7 \oplus x_{10}$	x_1 is absent
103	$W_6 \oplus W_7 \oplus W_{10} \oplus W_{11}$	$x_1 \oplus x_6 \oplus x_8 \oplus x_{10}$	x_8 not in side-information
104	$W_I \oplus W_6 \oplus W_7 \oplus W_{10} \oplus W_{11}$	$x_2 \oplus x_3 \oplus x_4 \oplus x_5 \oplus x_6 \oplus x_8 \oplus x_{11}$	x_1 is absent
105	$W_8 \oplus W_{10} \oplus W_{11}$	$x_1 \oplus x_3 \oplus x_4 \oplus x_8 \oplus x_9 \oplus x_{10}$	x_3 not in side-information
106	$W_I \oplus W_8 \oplus W_{10} \oplus W_{11}$	$x_2 \oplus x_5 \oplus x_8 \oplus x_9 \oplus x_{10}$	x_1 is absent
107	$W_6 \oplus W_8 \oplus W_{10} \oplus W_{11}$	$x_1 \oplus x_3 \oplus x_4 \oplus x_6 \oplus x_7 \oplus x_9 \oplus x_{10}$	x_3 not in side-information
108	$W_I \oplus W_6 \oplus W_8 \oplus W_{10} \oplus W_{11}$	$x_2 \oplus x_5 \oplus x_6 \oplus x_7 \oplus x_9 \oplus x_{10}$	x_1 is absent
109	$W_7 \oplus W_8 \oplus W_{10} \oplus W_{11}$	$x_1 \oplus x_4 \oplus x_7 \oplus x_8 \oplus x_9 \oplus x_{10}$	x_4 not in side-information
110	$W_I \oplus W_7 \oplus W_8 \oplus W_{10} \oplus W_{11}$	$x_2 \oplus x_3 \oplus x_5 \oplus x_7 \oplus x_8 \oplus x_9 \oplus x_{10}$	x_1 is absent
111	$W_6 \oplus W_7 \oplus W_8 \oplus W_{10} \oplus W_{11}$	$x_1 \oplus x_4 \oplus x_6 \oplus x_9 \oplus x_{10}$	x_4 not in side-information
112	$W_I \oplus W_6 \oplus W_7 \oplus W_8 \oplus W_{10} \oplus W_{11}$	$x_2 \oplus x_3 \oplus x_5 \oplus x_6 \oplus x_9 \oplus x_{10}$	x_1 is absent
113	$W_9 \oplus W_{10} \oplus W_{11}$	$x_1 \oplus x_3 \oplus x_5 \oplus x_8 \oplus x_9 \oplus x_{10}$	x_3 not in side-information
114	$W_I \oplus W_9 \oplus W_{10} \oplus W_{11}$	$x_2 \oplus x_4 \oplus x_8 \oplus x_9 \oplus x_{10}$	x_1 is absent
115	$W_6 \oplus W_9 \oplus W_{10} \oplus W_{11}$	$x_1 \oplus x_3 \oplus x_5 \oplus x_6 \oplus x_7 \oplus x_9 \oplus x_{10}$	x_3 not in side-information
116	$W_I \oplus W_6 \oplus W_9 \oplus W_{10} \oplus W_{11}$	$x_2 \oplus x_4 \oplus x_6 \oplus x_7 \oplus x_9 \oplus x_{10}$	x_1 is absent
117	$W_7 \oplus W_9 \oplus W_{10} \oplus W_{11}$	$x_1 \oplus x_5 \oplus x_7 \oplus x_8 \oplus x_9 \oplus x_{10}$	x_5 not in side-information
118	$W_I \oplus W_7 \oplus W_9 \oplus W_{10} \oplus W_{11}$	$x_2 \oplus x_3 \oplus x_4 \oplus x_7 \oplus x_8 \oplus x_9 \oplus x_{10}$	x_1 is absent
119	$W_6 \oplus W_7 \oplus W_9 \oplus W_{10} \oplus W_{11}$	$x_1 \oplus x_5 \oplus x_6 \oplus x_9 \oplus x_{10}$	x_5 not in side-information
120	$W_I \oplus W_6 \oplus W_7 \oplus W_9 \oplus W_{10} \oplus W_{11}$	$x_2 \oplus x_3 \oplus x_4 \oplus x_6 \oplus x_9 \oplus x_{10}$	x_1 is absent
121	$W_8 \oplus W_9 \oplus W_{10} \oplus W_{11}$	$x_1 \oplus x_3 \oplus x_4 \oplus x_5 \oplus x_{10}$	x_3 not in side-information
122	$W_I \oplus W_8 \oplus W_9 \oplus W_{10} \oplus W_{11}$	$x_2 \oplus x_{10}$	x_1 is absent
123	$W_6 \oplus W_8 \oplus W_9 \oplus W_{10} \oplus W_{11}$	$x_1 \oplus x_3 \oplus x_4 \oplus x_5 \oplus x_6 \oplus x_7 \oplus x_8 \oplus x_{10}$	x_3 not in side-information
124	$W_I \oplus W_6 \oplus W_8 \oplus W_9 \oplus W_{10} \oplus W_{11}$	$x_2 \oplus x_6 \oplus x_7 \oplus x_8 \oplus x_{10}$	x_1 is absent
125	$W_7 \oplus W_8 \oplus W_9 \oplus W_{10} \oplus W_{11}$	$x_1 \oplus x_4 \oplus x_5 \oplus x_7 \oplus x_{10}$	x_4 not in side-information
126	$W_I \oplus W_7 \oplus W_8 \oplus W_9 \oplus W_{10} \oplus W_{11}$	$x_2 \oplus x_3 \oplus x_7 \oplus x_{10}$	x_1 is absent
127	$W_6 \oplus W_7 \oplus W_8 \oplus W_9 \oplus W_{10} \oplus W_{11}$	$x_1 \oplus x_4 \oplus x_5 \oplus x_6 \oplus x_8 \oplus x_{10}$	x_4 not in side-information
128	$W_I \oplus W_6 \oplus W_7 \oplus W_8 \oplus W_9 \oplus W_{10} \oplus W_{11}$	$x_2 \oplus x_3 \oplus x_6 \oplus x_8 \oplus x_{10}$	x_1 is absent

TABLE XXI: Table showing that decoding x_1 is not possible using the code obtained by using *Construction 1* on \mathcal{G}_8 .

T_i	$V_{NI}(i)$	$j \in V_{NI}(T_i) \setminus N_{T_i}^+(i)$	$a_{i,j}$
T_1	{7, 9, 10, 11, 12, 13, 14}	{9, 10, 11, 12, 13}	2, 1, 1, 1, 1
T_2	{10, 11, 12, 13}	{11, 12, 13}	1, 1, 1

TABLE XXII: Table that verifies $c1$ for \mathcal{G} .

T_i	$V_{NI}(i)$	$j \in V(\mathcal{G}) \setminus V_{T_i}$	$b_{i,j}$
T_1	{6, 7, 9, 10, 11, 12, 13, 14}	{8}	0
T_2	10, 11, 12, 13	{7, 8, 9, 14}	0, 0, 1, 0

TABLE XXIII: Table that verifies $c2$ for \mathcal{G} .

- x_2 is decoded using

$$\begin{aligned} Z'_2 &= W_I \oplus W_9 \oplus W_{10} \oplus W_{11} \oplus W_{12} \oplus W_{13} \\ &= x_1 \oplus x_2 \oplus x_3 \oplus x_6. \end{aligned}$$

- The remaining messages are decodable using *Algorithm 1*.

In [1], it is claimed that the the index code obtained by *Construction 1* for an IC structure is a valid index code by proposing *Algorithm 1* for decoding. Since *Algorithm 1* works only for a class of IC structures (those that satisfy the conditions $c1$ and $c2$), the validity of index code obtained by *Construction 1* for an arbitrary IC structure is now an open problem. Also from *Theorem 2*, it is clear that an IC structure which has no cycles containing only non-inner vertices satisfies $c1$ and $c2$. Hence, along with the proof of *Theorem 3* in [1], the proof of optimality of index codes obtained by using *Construction 1* on IC structures which do not contain cycles consisting of only non-inner vertices holds.

From the example of Fig.2 in [6] discussed at the beginning of this section and Examples 1,2 and 8 in this paper the following directions for further research arise:

- Characterize the IC structures for which there exists no decoding algorithm that uses only linear combinations of the index code symbols for the codes constructed using *Construction 1* (like in Example 8).
- Characterize the IC structures for which the *Algorithm 1* does not work for the code constructed using *Construction 1* but there exists decoding algorithm for the code which use only linear combinations of index code symbols (like in Examples 1 and 2 in this paper and Fig.2 in [6]).
- Identify the IC structures apart from those in Theorem 2 for which the codes obtained by *Construction 1* is decodable using *Algorithm 1*.

ACKNOWLEDGEMENTS

This work was supported partly by the Science and Engineering Research Board (SERB) of Department of Science and Technology (DST), Government of India, through J. C. Bose National Fellowship to Professor B. Sundar Rajan.

REFERENCES

- [1] C. Thapa, L. Ong, and S. Johnson, "Interlinked Cycles for Index Coding: Generalizing Cycles and Cliques", *IEEE Trans. Inf. Theory*, vol. 63, no. 6, Jun. 2017.

- [2] Y. Birk and T. Kol, "Informed-source coding-on-demand(ISCOD) over broadcast channels," in *Proc. 7th Annu. Joint Conf. IEEE Comput. Commun. Soc. (INFOCOM)*, vol. 3, Mar./Apr. 1998, pp. 1257-1264.
- [3] H. Maleki, V. R. Cadambe and S. A. Jafar, "Index Coding-An Interference Alignment Perspective," *IEEE Trans. Inf. Theory*, vol. 60, no. 9, pp. 5402-5432, Sep. 2014.
- [4] L.Ong and C.K. Ho, "Optimal Index Codes for a Class of Multicast Networks with Receiver side information", *Proc. IEEE ICC*, Ottawa, Canada, June 2012, pp. 2213-2218.
- [5] Z. Bar-Yossef, Y. Birk, T. S. Jayram and T. Kol, "Index Coding with Side Information," *IEEE Trans. Inf. Theory*, vol. 57, no. 3, pp. 1479-1494, Mar. 2011.
- [6] Mahesh Babu Vaddi and B. Sundar Rajan, "Optimal Index Codes For A New Class of Interlinked Cycle Structure", *IEEE Communication Letters* (To appear) (available as early access article in *IEEE Xplore*: DOI-10.1109/LCOMM.2018.2799202).