

Environmental Quenching of Low-Mass Field Galaxies

Sean P. Fillingham,^{1*} Michael C. Cooper,¹ Michael Boylan-Kolchin,²

James S. Bullock,¹ Shea Garrison-Kimmel,^{3†} Coral Wheeler,^{3‡}

¹Center for Cosmology, Department of Physics & Astronomy, University of California, Irvine, 4129 Reines Hall, Irvine, CA 92697, USA

²Department of Astronomy, The University of Texas at Austin, 2515 Speedway, Stop C1400, Austin, TX 78712, USA

³TAPIR, Mailcode 350-17, California Institute of Technology, Pasadena, CA 91125, USA

12 February 2018

ABSTRACT

In the local Universe, there is a strong division in the star-forming properties of low-mass galaxies, with star formation largely ubiquitous amongst the field population while satellite systems are predominantly quenched. This dichotomy implies that environmental processes play the dominant role in suppressing star formation within this low-mass regime ($M_\star \sim 10^{5.5-8} M_\odot$). As shown by observations of the Local Volume, however, there is a non-negligible population of passive systems in the field, which challenges our understanding of quenching at low masses. By applying the satellite quenching models of Fillingham et al. (2015) to subhalo populations in the Exploring the Local Volume In Simulations (ELVIS) suite, we investigate the role of environmental processes in quenching star formation within the nearby field. Using model parameters that reproduce the satellite quenched fraction in the Local Group, we predict a quenched fraction – due solely to environmental effects – of $\sim 0.52 \pm 0.26$ within $1 < R/R_{\text{vir}} < 2$ of the Milky Way and M31. This is in good agreement with current observations of the Local Volume and suggests that the majority of the passive field systems observed at these distances are quenched via environmental mechanisms. Beyond $2 R_{\text{vir}}$, however, dwarf galaxy quenching becomes difficult to explain through an interaction with either the Milky Way or M31, such that more isolated, field dwarfs may be self-quenched as a result of star-formation feedback.

Key words: galaxies: evolution – galaxies: star formation – Local Group – galaxies: dwarf – galaxies: formation – galaxies: general

1 INTRODUCTION

Recent observations of nearby dwarf galaxies show that low-mass systems ($M_\star \lesssim 10^9 M_\odot$) currently residing > 1 Mpc from a massive neighbor are almost exclusively star forming (Mateo 1998; Haines et al. 2008; Weisz et al. 2011; Geha et al. 2012). This is supported by HI observations of systems in the Local Volume, which find a predominately gas-rich field population (Spekkens et al. 2014). Together, these results indicate that low-mass systems largely lack the ability to cease forming stars, or quench, in the field. In other words, “*in situ*” processes, such as morphological quenching (Martig et al. 2009) or stellar feedback (Larson 1974; Dekel & Silk 1986) that operate on more massive field galaxies appear unable to shut down star formation at the lowest galaxy masses.

In contrast to the local field population, the low-mass

satellites of the Local Group are nearly universally quenched (e.g. Mateo 1998; Grcevich & Putman 2009; Spekkens et al. 2014). This dramatic difference in the star-forming properties of low-mass field and satellite galaxies strongly indicates that environmental mechanisms are responsible for quenching low-mass systems. Moreover, the environmental mechanism at play must act with great efficiency (i.e. rapidly following infall, Fillingham et al. 2015; Wetzel et al. 2015). Using N -body simulations to model the accretion history of satellites in the Local Group, Fillingham et al. (2016) present a coherent picture of satellite quenching as a function of satellite and host mass in which satellites above a host-dependent, critical mass scale are quenched via starvation while low-mass systems are rapidly quenched via stripping. This model is supported by complementary observations of satellite populations in the local Universe, such that it reproduces the fraction of quenched satellites at $z \sim 0$ over a broad range of masses (e.g. De Lucia et al. 2012; Wetzel et al. 2013; Davies et al. 2016; Stark et al. 2016).

Studies of dark matter halo populations within N -body

* e-mail: sfilling@uci.edu

† Einstein fellow

‡ DuBridge fellow

simulations, however, show that a significant fraction of low-mass halos residing just beyond the virial radius (R_{vir}) of a massive halo today were previously located within R_{vir} (Balogh et al. 2000; Mamon et al. 2004; Gill et al. 2005; Teyssier et al. 2012). For example, Garrison-Kimmel et al. (2014) find that these so-called “backsplash” halos comprise roughly 50% of systems in the Local Volume (i.e. within $1 < R/R_{\text{vir}} < 2$ of the Milky Way). Given this sizable back-splash population, highly-efficient satellite (or environmental) quenching, needed to reproduce the Local Group satellite population at low masses, could be expected to produce a non-negligible number of quenched galaxies in the field — potentially in conflict with current observations.

In this work, we utilize a suite of N -body simulations to investigate the degree to which environmental quenching models reproduce the observed population of quenched field galaxies that are currently known to reside beyond the virial radius of either the Milky Way or M31 (i.e. in the Local Volume). Specifically, does the model of satellite quenching presented by Fillingham et al. (2015, 2016) overproduce the relative number of quenched systems in the field? In Section 2, we detail the observational and simulation data used in this analysis. Additionally we introduce the quenching models that facilitate comparison between observations and theory. In Section 3 and 4, we present our results and discuss any implications and limitations this analysis might have on the current galaxy evolution paradigm. Finally, in Section 5, we summarize this work and discuss how ongoing efforts will clarify and enhance this framework of environmental quenching of dwarf satellite galaxies. Where necessary, we adopt a Λ CDM cosmology with the following parameters: $\sigma_8 = 0.801$, $\Omega_{\text{m}} = 0.266$, $\Omega_{\Lambda} = 0.734$, $n_s = 0.963$, and $h = 0.71$ (WMAP7, Larson et al. 2011).

2 DATA AND MODELS

2.1 Local Volume Dwarfs

Our sample of local dwarf galaxies is drawn from the compilation of McConnachie (2012). The dataset builds upon the low-mass satellite sample from Fillingham et al. (2015) by extending beyond the virial radius of the Milky Way and M31 systems while maintaining the same stellar mass range in order to facilitate a clean comparison to the known classical satellites of the Local Group. Our field population is selected to be in the stellar mass range $10^6 - 10^8 M_{\odot}$ and within 1.2 Mpc of either the Milky Way or M31. While this stellar mass range leads to a complete sample of dwarf galaxies inside the virial radius of the Milky Way and out to $0.5 R_{\text{vir}}$ in M31, the field sample within the Local Volume is potentially incomplete at these stellar masses.

Whiting et al. (2007) demonstrate that all-sky surveys using photographic plates are complete down to a surface brightness of ~ 25.5 mag arcsec $^{-2}$. This roughly corresponds to And V ($M_{\star} \sim 4 \times 10^5 M_{\odot}$) at the distance of M31, suggesting that we are largely complete for stellar masses above a few $\times 10^5 M_{\odot}$ out to distances of at least ~ 750 kpc from the Milky Way. Inside the footprints of the Sloan Digital Sky Survey (York et al. 2000) and the Dark Energy Survey (The Dark Energy Survey Collaboration 2005; Diehl et al. 2014), however, dwarf galaxy samples are complete well below our

lower stellar mass limit of $M_{\star} = 10^6 M_{\odot}$ out to distances of (at least) 1.5 Mpc from the Milky Way (Koposov et al. 2008; Tollerud et al. 2008; Walsh et al. 2009; Jethwa et al. 2016; Newton et al. 2017). Finally, while all optical imaging datasets will suffer incompleteness due to obscuration by the disk of the Milky Way, assuming the dwarf galaxy population is not biased in a manner where quenched (or star-forming) objects preferentially reside behind the disk, our results should not be strongly affected by this incompleteness.

Our final sample includes 11 dwarf galaxies in the field within 1.2 Mpc in addition to the previously-identified 12 satellite galaxies from Fillingham et al. (2015). The left-hand panel of Figure 1 shows the host-centric radial velocities for our sample (McConnachie 2012; Tollerud et al. 2012; Makarova et al. 2017), scaled by $\sqrt{3}$ to approximately account for tangential motion, as a function of distance to the nearest host (Milky Way or M31). The vertical dotted line at 300 kpc denotes the approximate location of the virial radius in a Milky Way-like dark matter halo. Throughout this work, we adopt $R_{\text{vir}} = 300$ kpc for both the Milky Way and M31. The dashed lines illustrate the region in which a subhalo is likely bound to the host, assuming a Navarro-Frenk-White (NFW) dark matter halo profile (Navarro et al. 1997) with a virial mass of $2 \times 10^{12} M_{\odot}$ and a concentration of 8.

In the right-hand panel of Figure 1, we show the HI gas fraction for each dwarf in our sample as a function of host-centric distance. The filled points correspond to HI detections while the open points denote upper limits (Hunter et al. 2012; Spekkens et al. 2014; McConnachie 2012). To separate gas-rich, star forming systems from gas-poor, quenched systems, we divide the sample based on the HI gas fraction (M_{HI}/M_{\star}). Galaxies with an HI gas fraction above 0.2 are considered star forming, while galaxies with HI gas fractions below 0.2 are quenched. The points in Fig. 1 are color-coded according to this classification, with blue and red points corresponding to star forming and quenched dwarfs, respectively. Our resulting quenched fraction in the local field is $f_{\text{quench}} = 0.36 \pm 0.15$, assuming a binomial error on the measured quenched fraction. The measured quenched fraction is largely independent of host-centric distance, with $f_{\text{quench}} = 0.40 \pm 0.22$ within $1 < R/R_{\text{vir}} < 2$ and $f_{\text{quench}} = 0.33 \pm 0.19$ within $2 < R/R_{\text{vir}} < 4$, which suggests that our sample is not dramatically incomplete for passive systems at large distances. While varying the classification threshold for quenched versus star-forming systems will have a mild impact on the measured quenched fraction, it does not significantly change the qualitative results of this analysis.

As an independent measure of the quenched fraction, we also include data from the Updated Nearby Galaxy Catalog (UNGC, Karachentsev et al. 2013). Objects are selected according to the same stellar mass limits ($10^6 - 10^8 M_{\odot}$), given their K -band magnitude and assuming a mass-to-light ratio of $M/L = 1$ (Bell & de Jong 2001). Due to the heterogeneity of star formation rate measurements within the UNGC, we instead use the morphology of each system as an indicator of its current star-forming activity. As an upper bound to the quenched fraction, we assume that both elliptical and transitional morphologies correspond to quenched galaxies, while the lower bound for f_{quench} assumes only galaxies with

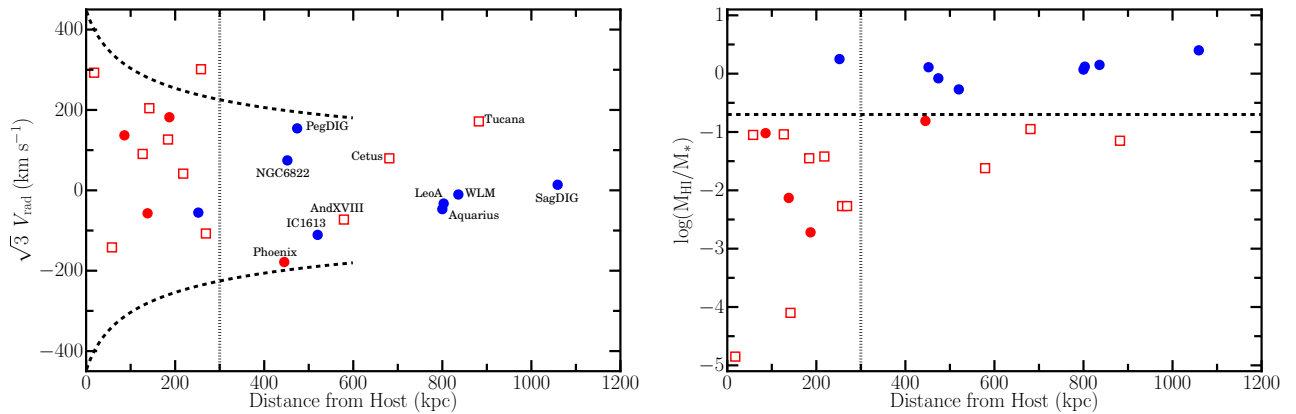


Figure 1. *Left:* Host-centric radial velocity (scaled by $\sqrt{3}$ to approximately account for tangential motion) for all known Local Volume dwarf galaxies in the stellar mass range $10^6 - 10^8 M_{\odot}$ as a function of distance from the nearest host (either the Milky Way or M31). The dotted vertical line roughly corresponds to the virial radius of a Milky Way-like host and the dashed lines correspond to the boundary between bound and unbound systems. Satellite points are color-coded according to their observed HI gas fraction, with blue (and red) points denoting gas-rich (and gas-poor) systems, respectively. The closed points signify HI detections, while the open points correspond to upper limits on the total HI mass. *Right:* The gas fraction (M_{HI}/M_*) as a function of distance from the nearest host for the same dwarf galaxies as in the left panel. The horizontal dashed line corresponds to a gas fraction of 0.2, below which systems are considered quenched.

elliptical morphologies are quenched. For each galaxy in the UNGC, which covers the entire Local Volume, we compute the distance to M31 and the Milky Way, adopting the lesser of the two as the host-centric distance. We then compute the quenched fraction, f_{quench} , as a function of host-centric distance (see the grey shaded regions in Figures 2, 3, and 4).

2.2 Simulations

The Local Group and its environs provide a unique laboratory for studying the details of how star formation in low-mass field and satellite galaxies is affected by the host environment. In order to take full advantage of this opportunity, a comparably specific suite of simulations is needed in order to understand both the details of the host environment and satellite population. That is, an unbiased comparison of observations in the Local Volume to galaxy formation and evolution theory requires simulations that span the entire Local Volume.

The Exploring the Local Volume in Simulations (ELVIS) project is a suite of cosmological zoom-in dark matter-only simulations and is comprised of 24 Milky Way-like hosts as well as 12 Local Group-like pairs (Garrison-Kimmel et al. 2014). Each simulated Local Volume provides complete halo catalogs for $M_{\text{halo}} > 2 \times 10^7 M_{\odot}$ and $V_{\text{max}} > 8 \text{ km s}^{-1}$ within a high-resolution region spanning 2 – 5 Mpc, so as to enable tracking of the orbital and accretion histories of all dark matter subhalos that could potentially host a $M_* > 10^6 M_{\odot}$ dwarf galaxy. In addition, the ELVIS suite of simulations is uncontaminated by lower resolution particles out to at least $3 R_{\text{vir}}$ for each host, such that they reliably trace the properties of the nearby field dark matter halo population.

From ELVIS, we select dark matter halos and subhalos in the range $M_{\text{peak}} = 5 \times 10^9 - 6 \times 10^{10} M_{\odot}$, which corresponds to $M_* = 10^6 - 10^8 M_{\odot}$ via the abundance match-

ing (or stellar mass-halo mass) relation of Garrison-Kimmel et al. (2014). Varying the abundance matching prescription only has a minor affect on the typical infall times for subhalos in this mass regime and thus a negligible impact on our results (Fillingham et al. 2015). In order to increase the precision at which we track subhalo accretion events, we interpolate, using a cubic spline, all of the dark matter halo properties in the ELVIS catalog, following Fillingham et al. (2015).

2.3 Quenching Models

The physical mechanisms that act upon a galaxy while in the vicinity of a more massive host are thought to suppress star formation through modification of the gas reservoir itself or by preventing the gas reservoir from replenishing its supply. However, there are many different potential mechanisms that can accomplish this and distinguishing which mechanism is operating in each satellite stellar mass regime can be challenging. In order to constrain the possible quenching mechanisms, our recent work has developed subhalo accretion-based models in N -body simulations that should capture the global properties of the quenching process and constrain the typical quenching timescale (Fillingham et al. 2015; Wheeler et al. 2014). What follows is a brief description of both quenching models used in this work – see Fillingham et al. (2015) for a more detailed description.

2.3.1 R_{quench} Model

The first model that we examine is based on a “ram pressure-like” quenching scenario where quenching will only occur once a satellite reaches a sufficient host circumgalactic medium (CGM) density and/or a high enough velocity relative to the host frame-of-reference, such that the ram pressure experienced by a satellite is capable of disrupting its gas reservoir. Both the host CGM density and typical

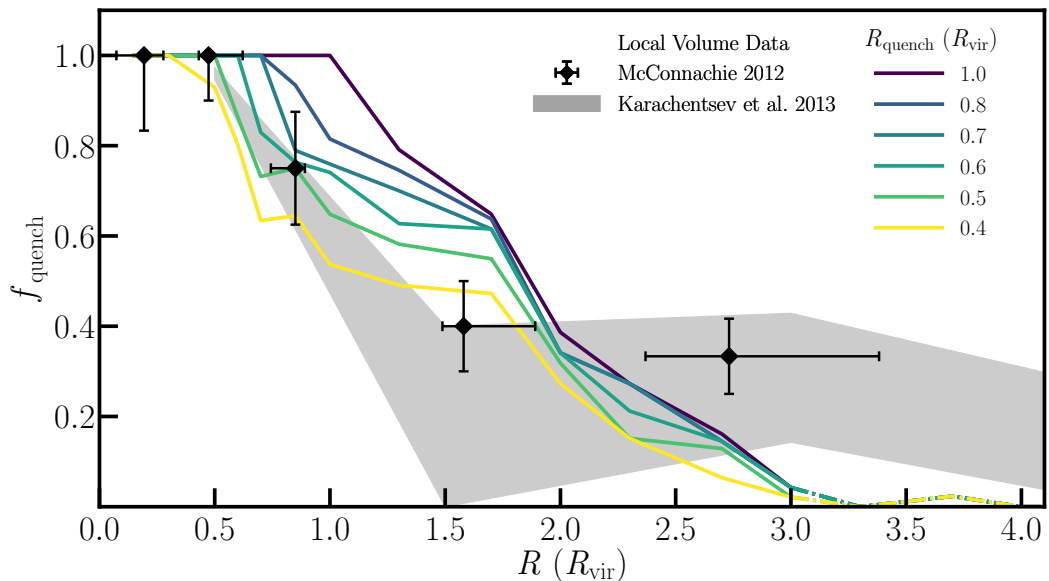


Figure 2. The quenched fraction as a function of host-centric distance for the R_{quench} model and Local Volume dwarfs. The black diamonds show the quenched fraction for our sample of Local Volume dwarfs (see Fig. 1) spanning five radial bins, with error bars on the host-centric distance corresponding to the 5th and 95th percentiles of the distribution in each respective bin and the error bars on f_{quench} denoting the 2σ uncertainty assuming binomial statistics. The grey shaded region illustrates a complementary measurement of the quenched fraction in the Local Volume determined using the UNGC. The upper bound is determined by assuming that both elliptical and transitional morphologies are quenched systems, while the lower bound assumes that only elliptical systems are quenched. Finally, the colored lines show the inferred quenched fraction in the ELVIS suite when varying the radius at which a subhalo is considered quenched, R_{quench} . Beyond $3 R_{\text{vir}}$ the model lines are dot-dashed to illustrate the point at which some of the simulations in the ELVIS suite are contaminated by low resolution particles such that our modeling is less reliable. At $R < 2 R_{\text{vir}}$, there is excellent agreement between the observed quenched fraction and a model with $R_{\text{quench}} = 0.5 R_{\text{vir}}$, such that all low-mass dwarfs within $\sim 2 R_{\text{vir}}$ of the Milky Way and M31 can be explained via environmental quenching. Beyond $\sim 2 R_{\text{vir}}$, the models cannot explain the observed quenched fraction such that these objects are likely self-quenching in the field.

satellite velocity scale with host-centric distance, such that a model which includes a radial quenching dependence can broadly capture how these processes should affect the subhalo (i.e. satellite galaxy) population.

Within this model, any subhalo that crosses within the quenching radius (R_{quench}) is instantaneously and permanently quenched, regardless of where the subhalo resides today. In contrast, those halos that never pass within the quenching radius remain star forming. By varying the quenching radius (R_{quench}), in a manner similar to Fillingham et al. (2015), the model produces different quenched populations that can then be compared to the observed quenched fractions in the Local Volume, as shown in Figure 2. This model naturally leads to a quenched fraction of unity inside of the adopted quenching radius.

2.3.2 τ_{quench} Model

The τ_{quench} model assumes that quenching occurs at some time, τ_{quench} , after a dark matter halo crosses within the virial radius of the host (i.e. once it becomes a subhalo). In other words, the adopted quenching timescale (τ_{quench}) sets how long a dark matter halo must remain a subhalo before it is considered quenched. This model is able to ap-

proximate a “starvation-like” scenario, where the infalling satellite galaxy has been cut off from cosmic accretion and therefore will stop forming stars when it runs out of its current reservoir of fuel (i.e. $\text{H I} + \text{H}_2$ gas). For relatively short quenching timescales, however, the model may also mimic suppression of star formation via ram-pressure stripping (e.g. where τ_{quench} roughly follows the crossing time of the host system).

Within this model, all subhalos that remain inside the host dark matter halo at least as long as the quenching timescale are instantaneously and permanently quenched. Subhalos that enter and subsequently exit beyond the virial radius in less time than the quenching timescale remain star forming. Such halos are rare for short quenching timescales (< 2 Gyr), however, comprising $< 8\%$ of subhalos at $1 < R/R_{\text{vir}} < 2$ within our mass range. As shown in Figure 3, by varying the quenching timescale, the τ_{quench} model makes distinct predictions for how the quenched fraction depends on host-centric distance. Overall, a shorter timescale produces more quenched systems.

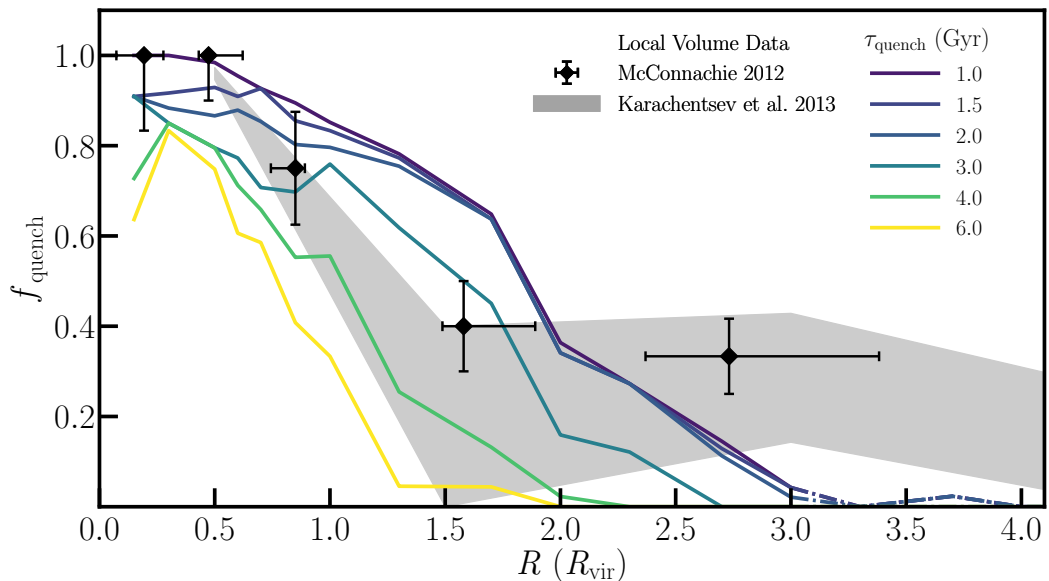


Figure 3. The quenched fraction as a function of host-centric distance for the τ_{quench} model and Local Volume dwarfs. The black diamonds show the quenched fraction for our sample of Local Volume dwarfs (see Fig. 1) spanning five radial bins, with error bars on the host-centric distance corresponding to the 5th and 95th percentiles of the distribution in each respective bin and the error bars on f_{quench} denoting the 2σ uncertainty assuming binomial statistics. The grey shaded region illustrates a complementary measurement of the quenched fraction in the Local Volume determined using the UNGC, as detailed in Fig. 2. Finally, the colored lines show the inferred quenched fraction in the ELVIS suite when varying the quenching timescale from $\tau_{\text{quench}} = 1 - 6$ Gyr. Beyond $3 R_{\text{vir}}$ the model lines are dot-dashed to illustrate the point at which some of the simulations in the ELVIS suite are contaminated by low resolution particles such that our modeling is less reliable. While the satellite quenched fraction in the Local Group favors $\tau_{\text{quench}} = 1.5$ Gyr, such a short quenching timescale overproduces the observed quenched fraction at $1 < R/R_{\text{vir}} < 2$ due to the contribution from backsplashing systems. Similar to the R_{quench} model, beyond $\sim 2 R_{\text{vir}}$ the models cannot explain the observed quenched fraction such that these objects are likely self-quenching in the field.

3 RESULTS

For a wide range of quenching radii (R_{quench}) and timescales (τ_{quench}), we apply the models described in §2.2 to the ELVIS subhalo populations. For each implementation of a given model, we measure the dwarf quenched fraction as a function of distance from the nearest host, extending to at least $3 R_{\text{vir}}$ (or $\gtrsim 0.9$ Mpc for these Milky Way-like systems). Figure 2 shows the results for the R_{quench} model, illustrating the quenched fraction, f_{quench} , as a function of distance to the nearest host for values of R_{quench} ranging from $0.4 R_{\text{vir}}$ to $1 R_{\text{vir}}$. For comparison, the black diamonds show the observed quenched fraction in the Local Volume covering 5 bins in host-centric distance and the grey shaded region shows the UNGC quenched fraction as described in §2.1.

Within the satellite population ($R < R_{\text{vir}}$), the observed quenched fraction is remarkably high ($f_{\text{quench}} \sim 0.9$), so as to favor a quenching radius of $0.5 \pm 0.1 R_{\text{vir}}$ (Fillingham et al. 2015). For a quenching radius on this scale, our R_{quench} model predicts a field quenched fraction of $f_{\text{quench}} = 0.52 \pm 0.26$ at $1 < R/R_{\text{vir}} < 2$ (see Fig. 2).¹ Overall, at

$R < 2 R_{\text{vir}}$, our quenching model with $R_{\text{quench}} = 0.5 R_{\text{vir}}$ is consistent with the observed field quenched fraction in the Local Volume, such that all passive systems at these distances can be explained through interactions with either the Milky Way or M31. Beyond $2 R_{\text{vir}}$, however, the backsplash fraction decreases dramatically such that the model predicts a quenched fraction $\lesssim 0.25$ for all quenching radii. At these distances from a massive host, the observed quenched fraction begins to exceed what the models predict by roughly a factor of two. The implications of this excess are discussed further in Section 4.

For the τ_{quench} model, the quenched fraction of the Local Group satellite population (i.e. at $R < 1 R_{\text{vir}}$) is best reproduced by a quenching timescale of $\tau_{\text{quench}} \sim 1.5 \pm 1$ Gyr (Fillingham et al. 2015). As shown in Figure 3, this relatively short quenching timescale following infall yields a field quenched fraction of $f_{\text{quench}} = 0.65 \pm 0.24$ within $1 < R/R_{\text{vir}} < 2$, due to the large population of backsplash halos at that host-centric distance. Compared to observations of dwarf systems at similar distances in the Local Volume, this slightly overpredicts the fraction of quenched field

¹ The reported quenched fraction for both models is the mean quenched fraction in that distance range and the uncertainty is

the 1σ scatter in the quenched fraction as measured individually for each ELVIS host.

galaxies. Meanwhile, at $R > 2 R_{\text{vir}}$, the τ_{quench} models underpredict the fraction of passive systems found locally.

Ultimately, both the R_{quench} and τ_{quench} models do not dramatically overpredict the field quenched fraction within the Local Volume. Instead, the models offer a potential explanation for a substantial number of the quenched dwarf galaxies that are observed outside of the virial radius of either the Milky Way or M31 today. Both models, however, do struggle to explain quenched systems beyond ~ 600 kpc from either of the Local Group hosts.

4 DISCUSSION

Recent work has shown that the vast majority of low-mass dwarf galaxies that reside in the field are star forming while a significant fraction that reside near a massive neighbor are quenched (e.g. [Geha et al. 2012](#)). A likely consequence of this scenario is that all quenched dwarf galaxies observed in this mass regime ($M_{\star} \lesssim 10^9 M_{\odot}$) should have their star formation shut down via external, environmental processes. There have been many recent studies that test this picture under the assumption that the low-mass dwarf galaxy population in the Local Group is representative of the Universe at large (e.g. [Wheeler et al. 2014](#); [Slater & Bell 2014](#); [Weisz et al. 2015](#); [Wetzel et al. 2015](#); [Fillingham et al. 2015, 2016](#)).

However, the environmental-only quenching hypothesis for low-mass galaxies can be called into question in the Local Volume since there have been numerous quenched dwarf galaxies discovered beyond the virial radius of their most massive nearby neighbor. This has led some studies to the conclusion that in-situ quenching of field dwarf galaxies is potentially occurring ([Makarova et al. 2017](#)). In this work, we have shown that our models of environmental quenching (i.e. quenching that only occurs inside R_{vir}) can lead to a quenched fraction of ~ 0.5 beyond the virial radius but within $2 R_{\text{vir}}$. Beyond $2 R_{\text{vir}}$, it becomes increasingly difficult to explain the number of quenched galaxies through an interaction with either the Milky Way or M31.

4.1 Baryonic Effects on the Dark Matter Distribution

As shown by [D’Onghia et al. \(2010\)](#), and more recently by [Garrison-Kimmel et al. \(2017\)](#) and [Sawala et al. \(2017\)](#), the baryonic component of the host system can substantially alter the final subhalo distribution inside the virial radius at $z = 0$ (relative to that found in a pure N -body simulation such as ELVIS). Due to tidal forces, subhalo destruction preferentially occurs in objects with early infall times and/or more radial orbits. As such, the distribution of subhalo infall times for a dark matter-only simulation (such as ELVIS) will be biased towards earlier cosmic times. Given our quenching models, which are directly connected to the accretion and orbital history of subhalos, this bias will skew the inferred quenched fractions as a function of host-centric distance.

In the R_{quench} model, the inclusion of the host system’s baryonic potential will destroy many subhalos that plunge deep into the central regions of the host halo on highly radial orbits. Given that the majority of these systems will have pericentric passages within our adopted quenching radius, our model as applied to ELVIS is likely biased towards

greater f_{quench} (see Fig. 2). Specifically, we have counted subhalos as “quenched” that would have been destroyed through interactions with a host baryonic potential, therefore overpredicting the quenched fraction within the Local Volume. Similarly, in the τ_{quench} model as applied to ELVIS, we again overpredict the environmental quenched fraction, since the typical surviving subhalo in ELVIS spends more time inside the virial radius of the host. Subhalos accreted at early cosmic time, which are more likely to be tidally disrupted, are classified as quenched within our model, thereby over-counting the true number of quenched subhalos that survive to $z = 0$.

To demonstrate how subhalo destruction will affect the results presented in §3, we implement a correction to the ELVIS dark matter distributions that will broadly capture the tidal effects of the host. Figures 5 and A2 in [Garrison-Kimmel et al. \(2017\)](#) show the fraction of subhalos that exist as a function of pericentric distance in two dark matter-only simulations of Milky Way-like host halos relative to the corresponding subhalo population in hydrodynamic simulations of the same hosts (using the FIRE model for star formation and feedback, [Wetzel et al. 2016](#); [Hopkins et al. 2014, 2017](#)). The ratio of subhalos in the dark matter-only versus hydro simulations roughly follows

$$N_{\text{DMO}}/N_{\text{FIRE}} = 40 e^{-22 d_{\text{peri}}/\text{kpc}}, \quad (1)$$

where N_{DMO} is the number of subhalos that survive to present day in the dark matter-only simulation, N_{FIRE} is the corresponding subhalo count for the hydrodynamic simulation, and d_{peri} is the host-centric distance at pericenter in kpc. This radial dependence for subhalo disruption is supported by a larger number of dark matter-only simulations of Milky Way-like hosts run with an evolving disk potential ([Kelley et al. in prep](#)).

To mimic the disruption of subhalos in ELVIS, we adopt $(N_{\text{DMO}}/N_{\text{FIRE}})^{-1}$ as the likelihood that a subhalo survives as a function of pericentric distance. Beyond 50 kpc, we assume no subhalo destruction. Within ELVIS, we then randomly destroy subhalos as a function of their pericentric distance given this probability of survival. The results of this exercise can be seen in Figure 4 for the preferred values adopted in both the R_{quench} and τ_{quench} models. For both models, we find a decrease in the quenched fraction relative to the same model applied to the dark matter-only simulations, with the difference being particularly strong for measurements of f_{quench} outside of R_{vir} . Overall, the inclusion of tidal effects brings our model predictions into better agreement with the star-forming properties of dwarfs at $R < 2 R_{\text{vir}}$. At $R \gtrsim 2 R_{\text{vir}}$, however, tidal disruption has relatively little impact on the number of low-mass halos, with environmental processes unable to explain the suppression of star formation in the most distant dwarfs. Finally, it should be noted that the subhalo survival fraction given in Equation 1 is derived from a sample dominated by low-mass systems, such that our subhalo destruction model will likely overpredict the effect for the “classical” dwarfs. A conservative interpretation would be to treat the results of our tidal disruption models (as shown in Fig. 4) as a lower limit on the predicted quenched fraction in the Local Volume.

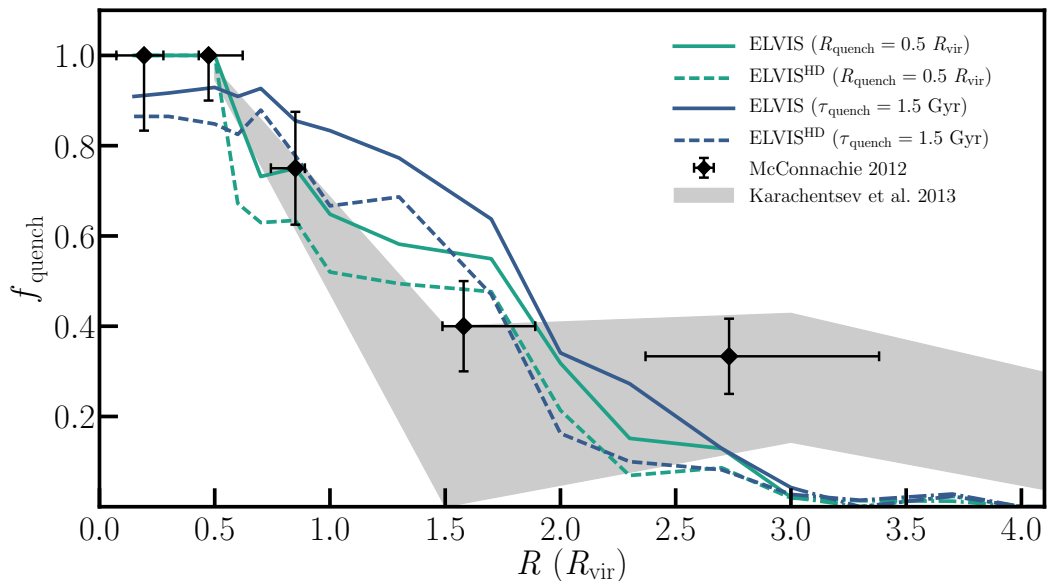


Figure 4. The quenched fraction as a function of host-centric distance for both the τ_{quench} and R_{quench} models in comparison to the corresponding measurement in the Local Volume. The solid lines are the result of applying the quenching models to the ELVIS dark matter-only simulations, while the dashed lines show how our results change when we include the effects of tidal disruption by the host potential (ELVIS^{HD}, see §4). The black diamonds and grey shaded region illustrate the measurements of the quenched fraction in the Local Volume as given in Fig. 2. As before, beyond $3 R_{\text{vir}}$ the model lines are dot-dashed to illustrate the point at which some of the simulations in the ELVIS suite are contaminated by low resolution particles. The inclusion of subhalo destruction due to tidal effects brings both models into better agreement with current observations, such that these models can fully explain the observed distribution of quenched dwarf galaxies within $2 R_{\text{vir}}$ of both the Milky Way and M31. For all of our modeling, quenched dwarf galaxies that currently reside beyond $2 R_{\text{vir}}$ cannot be fully explained via environmental quenching in either the Milky Way or M31 systems. Further emphasizing that self-quenching via star formation feedback is the likely quenching scenario in these objects.

4.2 Quenched Dwarfs in the Field

As shown in §3, several of the passive dwarf systems in the local field population are potentially the product of environmental quenching mechanisms. Specifically, And XVIII, Phoenix, and Cetus currently reside within $2 R_{\text{vir}}$ of their nearest host, such that they can potentially be explained with this model. Weisz et al. (2014) measured the star formation histories (SFH) inferred from color-magnitude diagrams of resolved stars in Cetus and Phoenix (see also Monelli et al. 2010a,b, 2012). Both objects are consistent with a quenching event occurring roughly 2 Gyr ago. Additionally, Makarova et al. (2017) inferred a relatively recent star formation event in And XVIII, approximately 1.5 Gyr ago. The quenched backplash subhalos in our models that are currently located at similar distances from their most massive neighbor have a mean lookback time to infall of $t_{\text{infall}} = 5.5 \pm 1.5$ Gyr. Assuming a quenching timescale (τ_{quench}) of ~ 2 Gyr, this suggests a quenching time of $\sim 2 - 5$ Gyr ago, consistent with the quenching times inferred from the measured SFHs of Cetus, Phoenix, and And XVIII. Lower-mass quenched systems within $2 R_{\text{vir}}$ (e.g. Eri II, Bechtol et al. 2015; Koposov et al. 2015) could have been influenced by environmental processes, however it is likely that reionization is at play in quenching the lowest-mass dwarfs independent of environment (Brown et al. 2014; Wimberly et al. in prep).

At $> 2 R_{\text{vir}}$, there are several passive dwarfs with $M_{\star} \sim 10^6 - 10^8 M_{\odot}$ in the Local Volume: Tucana, KK258, KKs3, and KKR 25 (Lavery & Mighell 1992; Makarov et al. 2012; Weisz et al. 2014; Karachentsev et al. 2014, 2015a,b). These are very unlikely to have been quenched as a result of interaction with either the MW or M31. Instead, star formation in these systems was most likely suppressed via in-situ processes. One possibility is highly-efficient feedback, relative to the depth of the dark matter potential, that sufficiently disrupts the gas reservoir such that star formation is halted (if not completely shut down). Dwarf galaxies quenching in isolation (i.e. in the field), independent of environment, have been found in hydrodynamic simulations and can offer insight into the mechanisms responsible for shutting down star formation in these isolated dwarf galaxies (e.g. Fitts et al. 2017).

5 SUMMARY

Based on our analysis of quenching models applied to high-resolution N -body simulations, we show that the highly-efficient environmental quenching, required to suppress star formation in the Local Group satellite population, does not overpredict the fraction of quenched systems in the local field. Within $2 R_{\text{vir}}$ of the Milky Way and M31, the passive

population at $10^6 < M_*/M_\odot < 10^8$ is consistent with being quenched by environmental processes. Moreover, beyond the Local Volume, we conclude that environmental mechanisms are likely at play in quenching a significant fraction of the low-mass ($M_* \lesssim 10^8 M_\odot$), passive field systems observed in the local Universe (see also Simpson et al. 2017). Passive dwarfs at $R \gtrsim 2 R_{\text{vir}}$, such as Tucana or KK25, are unlikely to have been quenched due to interaction with the Milky or M31. Instead, these systems may represent a tail of the star-forming field population, quenched by highly efficient feedback (e.g. Wang et al. 2015; Di Cintio et al. 2017; Fitts et al. 2017). Altogether, our work adds further support to the model of satellite quenching outlined by Fillingham et al. (2015, 2016), in which low-mass ($M_* \lesssim 10^8 M_\odot$) satellites are rapidly quenched following infall onto a Milky Way-like host.

In conclusion, it should be noted that the broader impact of our work relies on the assumption that the star-forming properties of the Local Group and surrounding Local Volume are cosmologically representative (i.e. are not atypical, Boylan-Kolchin et al. 2016). Studies of low-mass satellites in other nearby systems, however, find a similarly high quenched fraction like that observed in the Local Group (e.g. Kaisin & Karachentsev 2013). Moreover, by stacking photometric measurements of satellite populations surrounding a large sample of local Milky Way-like host systems in wide-field imaging datasets, Phillips et al. (in prep) measure a satellite quenched fraction of $f_{\text{quench}} \sim 0.7$ at $M_* \sim 10^{6-9} M_\odot$ in broad agreement with that observed in the Local Group. On the other hand, observations of the NGC 4258 group find a significant number of blue, likely star-forming, satellites with $M_* < 10^8 M_\odot$ (Spencer et al. 2014). In addition, recent work by Geha et al. (2017) to spectroscopically identify a large population of low-mass satellites orbiting Milky Way analogs finds very few passive systems, suggesting that the high satellite quenched fraction within the Local Group may be very atypical. Without question, more work remains to fully place the Milky Way (and more broadly the Local Group) in a cosmological context.

ACKNOWLEDGEMENTS

We thank Tyler Kelley, Dan Weisz, Josh Simon, and Walden Cassotto for helpful discussions regarding this work. We also thank the anonymous referee for providing comments that helped clarify our work. This work was supported in part by NSF grants AST-1518257, AST-1517226, AST-1009973, and AST-1009999. Additional support was also provided by NASA through grants AR-12836, AR-13242, AR-13888, AR-13896, GO-14191, and AR-14289 from the Space Telescope Science Institute, which is operated by the Association of Universities for Research in Astronomy, Inc., under NASA contract NAS 5-26555. MBK acknowledges support NASA through grant NNX17AG29G. Support for SGK was provided by NASA through Einstein Postdoctoral Fellowship grant number PF5-160136 awarded by the Chandra X-ray Center, which is operated by the Smithsonian Astrophysical Observatory for NASA under contract NAS8-03060. CW was supported by the Lee A. DuBridge Postdoctoral Scholarship in Astrophysics.

This research made extensive use of `Astropy`, a

community-developed core Python package for Astronomy (Astropy Collaboration et al. 2013). Additionally, the Python packages `NumPy` (Walt et al. 2011), `iPython` (Pérez & Granger 2007), `SciPy` (Jones et al. 2001), and `matplotlib` (Hunter 2007) were utilized for our data analysis and presentation.

REFERENCES

- Astropy Collaboration et al., 2013, *A&A*, **558**, A33
 Balogh M. L., Navarro J. F., Morris S. L., 2000, *ApJ*, **540**, 113
 Bechtol K., et al., 2015, *ApJ*, **807**, 50
 Bell E. F., de Jong R. S., 2001, *ApJ*, **550**, 212
 Boylan-Kolchin M., Weisz D. R., Bullock J. S., Cooper M. C., 2016, *MNRAS*, **462**, L51
 Brown T. M., et al., 2014, *ApJ*, **796**, 91
 D’Onghia E., Springel V., Hernquist L., Keres D., 2010, *ApJ*, **709**, 1138
 Davies L. J. M., et al., 2016, *MNRAS*, **455**, 4013
 De Lucia G., Weinmann S., Poggianti B. M., Aragón-Salamanca A., Zaritsky D., 2012, *MNRAS*, **423**, 1277
 Dekel A., Silk J., 1986, *ApJ*, **303**, 39
 Di Cintio A., Brook C. B., Dutton A. A., Macciò A. V., Obreja A., Dekel A., 2017, *MNRAS*, **466**, L1
 Diehl H. T., et al., 2014, in Society of Photo-Optical Instrumentation Engineers (SPIE) Conference Series. p. 0, doi:10.1117/12.2056982
 Fillingham S. P., Cooper M. C., Wheeler C., Garrison-Kimmel S., Boylan-Kolchin M., Bullock J. S., 2015, *MNRAS*, **454**, 2039
 Fillingham S. P., Cooper M. C., Pace A. B., Boylan-Kolchin M., Bullock J. S., Garrison-Kimmel S., Wheeler C., 2016, *MNRAS*, **463**, 1916
 Fitts A., et al., 2017, *MNRAS*, **471**, 3547
 Garrison-Kimmel S., Boylan-Kolchin M., Bullock J. S., Lee K., 2014, *MNRAS*, **438**, 2578
 Garrison-Kimmel S., et al., 2017, *MNRAS*, **471**, 1709
 Geha M., Blanton M. R., Yan R., Tinker J. L., 2012, *ApJ*, **757**, 85
 Geha M., et al., 2017, *ApJ*, **847**, 4
 Gill S. P. D., Knebe A., Gibson B. K., 2005, *MNRAS*, **356**, 1327
 Grcevich J., Putman M. E., 2009, *ApJ*, **696**, 385
 Haines C. P., Gargiulo A., Merluzzi P., 2008, *MNRAS*, **385**, 1201
 Hopkins P. F., Kereš D., Oñorbe J., Faucher-Giguère C.-A., Quataert E., Murray N., Bullock J. S., 2014, *MNRAS*, **445**, 581
 Hopkins P. F., et al., 2017, preprint, (arXiv:1702.06148)
 Hunter J. D., 2007, Computing In Science & Engineering, **9**, 90
 Hunter D. A., et al., 2012, *AJ*, **144**, 134
 Jethwa P., Erkal D., Belokurov V., 2016, *MNRAS*, **461**, 2212
 Jones E., Oliphant T., Peterson P., et al., 2001, SciPy: Open source scientific tools for Python, <http://www.scipy.org/>
 Kaisin S. S., Karachentsev I. D., 2013, *Astrophysics*, **56**, 305
 Karachentsev I. D., Makarov D. I., Kaisina E. I., 2013, *AJ*, **145**, 101
 Karachentsev I. D., Makarova L. N., Tully R. B., Wu P.-F., Kniazev A. Y., 2014, *MNRAS*, **443**, 1281
 Karachentsev I. D., Kniazev A. Y., Sharina M. E., 2015a, *Astronomische Nachrichten*, **336**, 707
 Karachentsev I. D., Makarova L. N., Makarov D. I., Tully R. B., Rizzi L., 2015b, *MNRAS*, **447**, L85
 Kopolov S., et al., 2008, *ApJ*, **686**, 279
 Kopolov S. E., Belokurov V., Torrealba G., Evans N. W., 2015, *ApJ*, **805**, 130
 Larson R. B., 1974, *MNRAS*, **169**, 229
 Larson D., et al., 2011, *ApJS*, **192**, 16
 Lavery R. J., Mighell K. J., 1992, *AJ*, **103**, 81

- Makarov D., Makarova L., Sharina M., Uklein R., Tikhonov A., Guhathakurta P., Kirby E., Terekhova N., 2012, *MNRAS*, **425**, 709
- Makarova L. N., Makarov D. I., Karachentsev I. D., Tully R. B., Rizzi L., 2017, *MNRAS*, **464**, 2281
- Mamon G. A., Sanchis T., Salvador-Solé E., Solanes J. M., 2004, *A&A*, **414**, 445
- Martig M., Bournaud F., Teyssier R., Dekel A., 2009, *ApJ*, **707**, 250
- Mateo M. L., 1998, *ARA&A*, **36**, 435
- McConnachie A. W., 2012, *AJ*, **144**, 4
- Monelli M., et al., 2010a, *ApJ*, **720**, 1225
- Monelli M., et al., 2010b, *ApJ*, **722**, 1864
- Monelli M., et al., 2012, *MNRAS*, **422**, 89
- Navarro J. F., Frenk C. S., White S. D. M., 1997, *ApJ*, **490**, 493
- Newton O., Cautun M., Jenkins A., Frenk C. S., Helly J., 2017, preprint, ([arXiv:1708.04247](https://arxiv.org/abs/1708.04247))
- Pérez F., Granger B. E., 2007, *Computing in Science and Engineering*, **9**, 21
- Sawala T., Pihajoki P., Johansson P. H., Frenk C. S., Navarro J. F., Oman K. A., White S. D. M., 2017, *MNRAS*, **467**, 4383
- Simpson C. M., Grand R. J. J., Gómez F. A., Marinacci F., Pakmor R., Springel V., Campbell D. J. R., Frenk C. S., 2017, preprint, ([arXiv:1705.03018](https://arxiv.org/abs/1705.03018))
- Slater C. T., Bell E. F., 2014, *ApJ*, **792**, 141
- Spekkens K., Urbancic N., Mason B. S., Willman B., Aguirre J. E., 2014, *ApJ*, **795**, L5
- Spencer M., Loebman S., Yoachim P., 2014, *ApJ*, **788**, 146
- Stark D. V., et al., 2016, *ApJ*, **832**, 126
- Teyssier M., Johnston K. V., Kuhlen M., 2012, *MNRAS*, **426**, 1808
- The Dark Energy Survey Collaboration 2005, ArXiv Astrophysics e-prints,
- Tollerud E. J., Bullock J. S., Strigari L. E., Willman B., 2008, *ApJ*, **688**, 277
- Tollerud E. J., et al., 2012, *ApJ*, **752**, 45
- Walsh S. M., Willman B., Jerjen H., 2009, *AJ*, **137**, 450
- Walt S. v. d., Colbert S. C., Varoquaux G., 2011, *Computing in Science & Engineering*, **13**
- Wang L., Dutton A. A., Stinson G. S., Macciò A. V., Penzo C., Kang X., Keller B. W., Wadsley J., 2015, *MNRAS*, **454**, 83
- Weisz D. R., et al., 2011, *ApJ*, **739**, 5
- Weisz D. R., Dolphin A. E., Skillman E. D., Holtzman J., Gilbert K. M., Dalcanton J. J., Williams B. F., 2014, *ApJ*, **789**, 147
- Weisz D. R., Dolphin A. E., Skillman E. D., Holtzman J., Gilbert K. M., Dalcanton J. J., Williams B. F., 2015, *ApJ*, **804**, 136
- Wetzel A. R., Tinker J. L., Conroy C., van den Bosch F. C., 2013, *MNRAS*, **432**, 336
- Wetzel A. R., Tollerud E. J., Weisz D. R., 2015, *ApJ*, **808**, L27
- Wetzel A. R., Hopkins P. F., Kim J.-h., Faucher-Giguère C.-A., Kereš D., Quataert E., 2016, *ApJ*, **827**, L23
- Wheeler C., Phillips J. I., Cooper M. C., Boylan-Kolchin M., Bullock J. S., 2014, *MNRAS*, **442**, 1396
- Whiting A. B., Hau G. K. T., Irwin M., Verdugo M., 2007, *AJ*, **133**, 715
- York D. G., et al., 2000, *AJ*, **120**, 1579