

# Semilocal Pauli kinetic functional: Towards efficient orbital-free density functional theory calculations of solids

Lucian A. Constantin,<sup>1</sup> Eduardo Fabiano,<sup>2,1</sup> and Fabio Della Sala<sup>2,1</sup>

<sup>1</sup>*Center for Biomolecular Nanotechnologies @UNILE,  
Istituto Italiano di Tecnologia, Via Barsanti, I-73010 Arnesano, Italy*

<sup>2</sup>*Institute for Microelectronics and Microsystems (CNR-IMM),  
Via Monteroni, Campus Unisalento, 73100 Lecce, Italy*

(Dated: December 3, 2024)

We introduce a simple non-empirical semilocal approximation for the Pauli kinetic energy functional. When applied in orbital-free density functional theory (OF-DFT) calculations of solids, this gives accurate equilibrium volumes, bulk moduli, and total energies. These results highlight some often overlooked merits of the semilocal level of theory in the context of OF-DFT. Moreover, being the proposed approximation much simpler but competitive with the state-of-the-art non-local kinetic functionals, it can be considered as a valid tool for ground-state calculations of large electronic systems.

PACS numbers: 71.10.Ca, 71.15.Mb, 71.45.Gm

The kinetic energy (KE) functional is a fundamental quantity in electronic structure theory. In fact, KE functionals are key objects in subsystem and embedding theories [1–5], hydrodynamic models [6–8], information theory [9, 10], machine learning techniques [11–13], and especially orbital-free density functional theory (OF-DFT) [14–20]. The latter allows, in principle, a very efficient description of the ground state of any electronic system via the solution of the Euler equation

$$\frac{\delta T_s[n]}{\delta n} + v_{ext}(\mathbf{r}) + \int \frac{n(\mathbf{r}')}{|\mathbf{r} - \mathbf{r}'|} d\mathbf{r}' + \frac{\delta E_{xc}[n]}{\delta n} = \mu, \quad (1)$$

where  $n$  is the ground-state electron density,  $T_s$  is the non-interacting KE functional,  $v_{ext}$  is the external (e.g. nuclear) potential,  $E_{xc}$  is the exchange-correlation functional [21, 22], and  $\mu$  is the chemical potential. However, in practice the applicability of the theory is strongly limited by the lack of accurate and efficient approximations of the non-interacting KE functional.

Successful applications of the OF-DFT formalism have been mostly regarded to solid-state systems [23–31], especially simple metals, where the density is sufficiently slowly-varying to allow a proper description of the KE. These calculations have been often carried out using non-local (or two-point) KE approximations [23, 26, 29, 32–34], that can more easily account for the highly non-local nature of the KE functional [35–38]. In this way, however, the computational complexity of the problem is significantly increased. On the other hand, semilocal (or single-point) KE approximations [39–41], which display the efficiency to make OF-DFT a large-scale computational tool, usually fail badly [39]. Indeed, it has been even argued that semilocal KE approximations might be fundamentally unable to describe the complex features of the non-interacting KE [39] (although this statement is still debated [39, 42, 43], and important progress in the field has been obtained [49]).

In this letter, we show that it is possible to construct a simple non-empirical, semilocal, non-interacting KE functional which performs as well as the state-of-the-art non-local KE functionals for a variety of solid-state calculations. We start by using the partition of the non-interacting KE as  $T_s[n] = T_s^W[n] + T_s^\theta[n]$ , where  $T_s^W[n] = \int d\mathbf{r} |\nabla n|^2 / 8n$  is the von Weizsäcker [44] KE, while  $T_s^\theta[n]$  is the Pauli KE functional [45, 46] which is the only term that we need to approximate. We recall that  $T_s^\theta[n] = 0$  for the ground-state of any bosonic system, and one- and two-electron systems. To develop such an approximation for bulk solids, we consider

$$T_s^\theta[n] = \int \tau^{TF} F_s^\theta d\mathbf{r} \quad \text{with} \quad F_s^\theta = e^{-\frac{40}{27}s^2} + \frac{8}{81}q^2, \quad (2)$$

where  $\tau^{TF} = (3/10)k_F^2 n$  is the Thomas-Fermi KE density [47, 48], with the Fermi wave vector being  $k_F = (3\pi^2 n)^{1/3}$ , and  $s = |\nabla n| / (2k_F n)$  and  $q = \nabla^2 n / (4k_F^2 n)$  are the reduced gradient and Laplacian respectively. The corresponding non-interacting KE functional is named SOF (semilocal orbital free).

Equation (2) assures that  $F_s^\theta \geq 0$ , implying that  $T_s^{SOF} \geq T_s^W$ . This is an important exact constraint [51], which is satisfied only by few semilocal approximations [39, 49, 52] and is even violated by some non-local KE functionals [53]. A comparison of several Pauli enhancement factors is shown in Fig. 1. The SOF curves are smooth, and do not intersect. On the other hand, the VT84F GGA [49] shows some oscillation, being very close to TFW at  $s \leq 1$ , while the Pauli enhancement factor of the E00 GGA [50], is wrongly negative at  $s \gtrsim 0.82$ . We recall that VT84F, TFW and E00 GGA functionals are between the best semilocal functionals for OFDFT calculations of simple metals [39, 49].

The Pauli kinetic potential must be positive everywhere (a.i.  $\delta T_s^\theta / \delta n \geq 0$ ) [46]. This exact condition is very difficult to be fulfilled by any accurate KE approx-

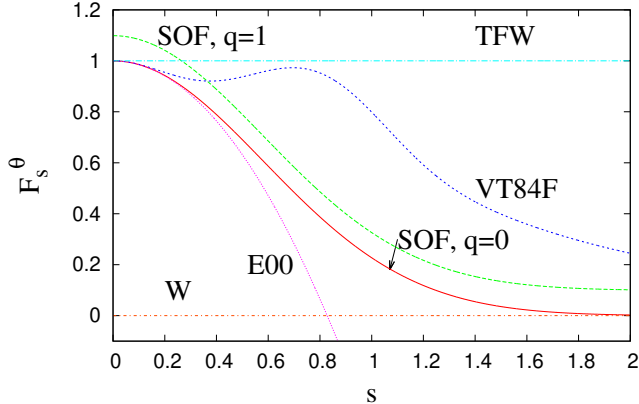


FIG. 1. Pauli enhancement factor  $F_s^\theta$  versus the reduced gradient  $s$ , for several semilocal KE functionals: SOF (with  $q = 0$ , and  $q = 1$ ), TFW (a.i.  $F_s^\theta = 1$ ), VT84F GGA [49], and E00 GGA [50], W (a.i.  $F_s^\theta = 0$ ).

imation. Note that TFW satisfies this constraint, but it largely overestimates the total KE of any system. The SOF functional has been constructed only for bulk solids, where the density varies slowly over the space. In Fig. 1 of Ref. [54] we show numerically that the SOF Pauli kinetic potential is positive and closer to exact than the TFW, in the core of large atoms and jellium spheres, where  $s, |q| \leq 1$ .

Moreover, the SOF functional is non-empirical, since the values of the two numerical coefficients have been chosen to reproduce the gradient expansion (GE)  $T_s^{Lind4} = \int \tau^{TF} (1 + 5s^2/27 + 8q^2/81) d\mathbf{r}$  [55] which is exact up to fourth order for the linear response of the non-interacting uniform electron gas (described by the Lindhard function  $F^{Lind}$  [56]). Hence, denoted with  $\mathcal{F}(\cdot)$  the Fourier transform, we have

$$\frac{k_F}{\pi^2} \mathcal{F} \left( \left. \frac{\delta^2 T_s^{SOF}[n]}{\delta n(\mathbf{r}) \delta n(\mathbf{r}')} \right|_{n_0} \right) = 1 + \frac{1}{3} \eta^2 + \frac{8}{45} \eta^4 \approx F^{Lind}(\eta \rightarrow 0), \quad (3)$$

where  $\eta$  is the dimensionless momentum [15] and  $n_0$  is the uniform density. The correct description of the linear response behavior of the non-interacting uniform electron gas has been shown to be an important feature of accurate KE functionals [26, 29, 32, 55, 57]. On the other hand, the expansion terms present in the conventional fourth-order GE but not in  $T_s^{Lind4}$  have been found to give no systematic improvement [55].

The validity of the choice of the non-empirical coefficients used in Eq. (2) can be confirmed by performing a numerical study of the generalized enhancement factor

$$F_s^\theta(s, q; \mu, \lambda) = e^{-\mu s^2} + \lambda q^2, \quad (4)$$

with  $\mu$  and  $\lambda$  being now two free parameters. Figure 2 reports the average of the absolute relative errors

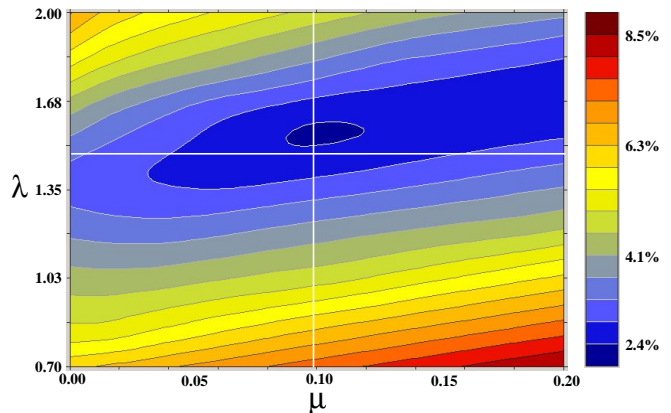


FIG. 2. Absolute relative errors as functions of the values of the  $\mu$  and  $\lambda$  parameters in Eq. (4), averaged on equilibrium volumes, bulk moduli, and total energies of Al-sc, Mg-bcc, and GaAs. The orthogonal lines denote the actual values of the parameters used in the SOF functional [Eq. (2)].

of the equilibrium volumes, bulk moduli, and total energies calculated for simple cubic aluminum (Al-sc), body-centered cubic magnesium (Mg-bcc), gallium arsenide (GaAs) computed for different values of these parameters. It is evident that the non-empirical values  $\mu = 40/27$  and  $\lambda = 8/81$  are almost the optimal ones. Moreover, we can note that, although a major role is played by the exponential term dependent on the reduced gradient, to obtain accurate results the Laplacian term present in Eq. (4) must also be taken into account. Indeed, keeping  $\mu$  fixed to its optimal value and varying the  $\lambda$  parameter by 0.1, it can change the average relative error by almost 0.5 times (from about 2.5% to more than 3.5%).

The SOF functional has a similar form as the vWGTF1 and vWGTF2 functionals of Ref. 39 but it is fundamentally different from these, because in SOF the Pauli enhancement factor  $F_s^\theta$  is not depending on the density alone but on both the reduced gradient and Laplacian. Thus, unlike for vWGTF1 and vWGTF2, the SOF functional behaves correctly under the uniform density scaling ( $n_\gamma(\mathbf{r}) = \gamma^3 n(\gamma\mathbf{r})$ , with  $\gamma \geq 0$ ) [58, 59], i.e.  $T_s^{SOF}[n_\gamma(\mathbf{r})] = \gamma^2 T_s^{SOF}[n(\mathbf{r})]$ , and shows no size-inconsistency issues. On the other hand, in Ref. 39 some concern was raised about the ability of a semilocal functional depending on  $s$  to describe correctly the Pauli enhancement factor. However, we think this is not an issue here, for several reasons. First, in the present case we do not attempt to describe the KE density, as in Ref. 39, but rather to have sufficiently accurate KE and potential. This is motivated by the fact, also noted in Ref. 42, that no semilocal functional can be expected to describe correctly the KE density, which is a fundamentally non-local quantity [35–38], but it can reasonably describe the KE and potential via some error cancellation effects, as in the exchange-correlation case [22]. Second, the multival-

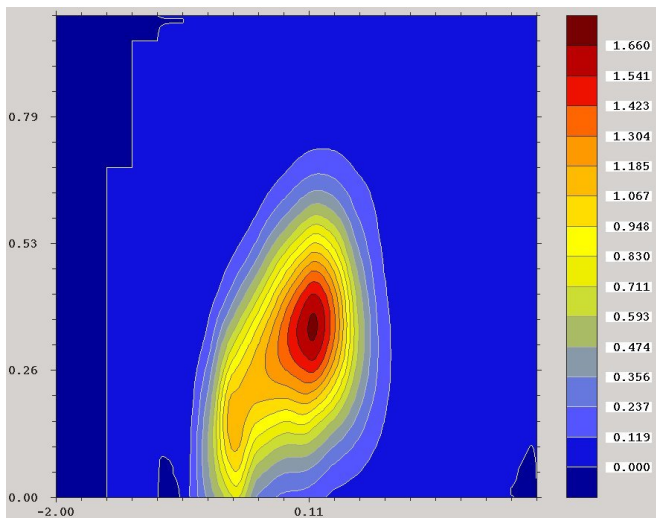


FIG. 3. The reduced gradient and Laplacian decomposition of the Thomas-Fermi kinetic energy density for Al-sc.

uedness problem may be significant only for quite large values of the reduced gradient  $s$  [39, 42]. Then, because for solid-state systems, which are of interest in this work,  $s \lesssim 1$ , the non-locality of the KE density can be captured at the semilocal level. Finally, we remark that the dependence of our approximation on the reduced Laplacian, further reduces the problem [39], because  $q$  is a better indicator than  $s$  for different density regions [22].

To support the last two points in the previous discussion, we have performed a reduced gradient and Laplacian decomposition of the Thomas-Fermi KE density [60] obtaining the quantity  $t[n](s, q)$  such that

$$T_s^\theta[n] = \int_0^{+\infty} ds \int_{-\infty}^{+\infty} dq t[n](s, q) F_s^\theta(s, q). \quad (5)$$

Hence, an analysis of  $t[n](s, q)$  provides the relevant ranges of both  $s$  and  $q$  as well as the role that the two variables play to yield a correct description of the KE. The plot of  $t[n](s, q)$  for Al-sc is reported in Fig. 3. Similar plots (not reported) have been obtained for all the investigated materials. Inspection of the figure shows that, indeed, significant contributions to the KE energy are obtained only for  $s \in [0, 0.7]$  and  $q \in [-0.8, 0.8]$ . Thus, the rapidly-varying density regime does not need to be carefully taken into account. On the other hand, consideration of only the strictly slowly-varying density regime, e.g. using GEs, is not sufficient for an accurate description of solids (see for example TF1/9vW results in Ref. 39 and results in Table I), but a well designed semilocal functional is needed instead. A second observation that can be made from Fig. 3 is that the plot is not symmetric around  $q = 0$ , showing a pronounced branch for  $q \approx 0.4$  and  $s \lesssim 0.2$ . This indicates that the use of the reduced Laplacian is essential to capture the features of the KE functional.

TABLE I. Mean absolute relative errors (%) for equilibrium volumes ( $V_0$ ), bulk moduli ( $B$ ), and total energies ( $E_0$ ) of the simple metals and semiconductors test sets. The full results can be found in the supporting information [54].

	simple metals			Semiconductors		
	$V_0$	$B$	$E_0$	$V_0$	$B$	$E_0$
TFW	4.2	21.1	0.9	5.7	30.8	5.3
E00	14.0	38.7	4.0	-	-	-
VT84F	3.9	16.1	0.3	11.1	69.0	3.4
Lind4	8.2	27.3	1.6	-	-	-
SOF	5.2	8.5	0.6	3.4	10.0	0.9
SM	4.1	5.3	0.4	7.6	38.0	0.8
HC	5.7	13.2	0.6	1.5	6.0	0.5

We perform OFDFT calculations for simple metals (simple-cubic (sc), face-centered-cubic (fcc), and body-centered-cubic (bcc) configurations of Al, Mg, and Li) and a set of semiconductors (AlP, AlAs, AlSb, GaP, GaAs, GaSb, InP, InAs, and InAs with the cubic zincblende unit cell), computing equilibrium volumes, bulk moduli, and total energies. All calculations have been performed using the PROFESS 3.0 code [61]. For a better comparison with literature results, we have chosen the Perdew-Burke-Ernzerhof (PBE) XC functional [62] for simple metals [39], and the Perdew and Zunger XC LDA parametrization [63] for III-V semiconductors [29]. We use bulk-derived local pseudopotentials (BLPSs), as in Refs. [29, 39], and plane wave basis kinetic energy cutoffs of 1600 eV. Equilibrium volumes and bulk moduli have been calculated by expanding and compressing the optimized lattice parameters by up to about 10% to obtain thirty energy-volume points, fitted to Murnaghans equation of state [64].

Together with the SOF functional, we consider a series of Laplacian-level KE functionals, namely GE4 [65, 66], GE4m [67], Lind4 (see Eq. (3)), MGE4 [68], MGGA [52], revMGGA [69], L0.4, and L0.6 [60], ones of the best GGA functionals for OFDFT: TFW, E00 [50], and VT84F [49], and the local vWGTF1 and vWGTF2 functionals [39]. However, except for TFW, and (partially) VT84F, all these functionals fail to converge or perform very badly for semiconductors. Finally, we have tested some non-local KE functionals. However, among different possibilities we could find only two functionals able to yield converged results for all systems: the Smargiassi and Madden (SM) [34] and the Huang and Carter (HC) [26] ones. For the latter we have used  $\lambda = 0.01177$  and  $\beta = 0.7143$  [29]. Note that the HC functional has a density-dependent kernel and scales as  $\mathcal{O}[mN \ln(N)]$ , with  $m \gtrsim 100$ , thus it is hardly applicable to large systems.

In Table I we report the mean absolute relative errors (MAREs) obtained from various KE approximations for

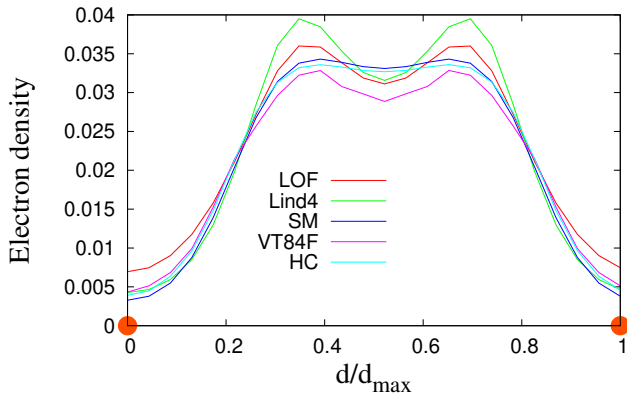


FIG. 4. Self-consistent electron densities of Al-sc, versus the normalized distance between two neighboring atoms  $d/d_{\max}$ , such that two Al atoms (shown with points) are at 0 and 1. All calculations used a 2600 eV energy cutoff.

the different properties of simple metals and semiconductors. In the case of simple metals, all the tested functionals with the exception of E00, perform reasonably well for the equilibrium volume and the total energy. However, most of them (TFW, E00, VT84F, Lind4, and HC) give quite large MAREs for bulk moduli. Consequently, these functionals cannot describe correctly the energy as a function of the volume (see the  $E(V)$  curves of Al-sc in supporting information [54]). Then, even though they can yield the minimum energy at almost the correct volume, the overall shape of the curve is wrong (too steep for VT84F and too shallow for Lind4).

Concerning the overall performance for simple metals, the SOF functional is remarkably good, being comparable with the non-local SM functional and better than HC. The comparison of SOF with the Lind4 GE, which is recovered by the functional in the slowly-varying density regime, shows that the GE terms provide a reasonably good description of simple systems such as the simple metals but they are not sufficient to assure high accuracy. A similar trend as that observed for the results reported in Table I is found also when the self-consistent electron densities are considered (Fig. 4). In the bonding region, which is the most important in a BLPS calculation, the SOF density oscillates around the (almost flat) SM and HC densities, having a slightly prominent structure, instead the Lind4 and VT84F densities are considerably different (overestimating and underestimating respectively).

A more difficult case is that of semiconductors [26, 29]. For these systems most of KE functionals fail badly. Nevertheless the SOF functional is found to perform remarkably well, being definitely better than the non-local SM functional and not much worse than the state-of-the-art non-local HC functional (note that the HC parameters

used have been fitted to semiconductors). We also remark that all semilocal functionals which do not satisfy the positivity constraint of the Pauli enhancement factor (e.g. E00, Lind4) fall apart, being not suitable for these challenging solids.

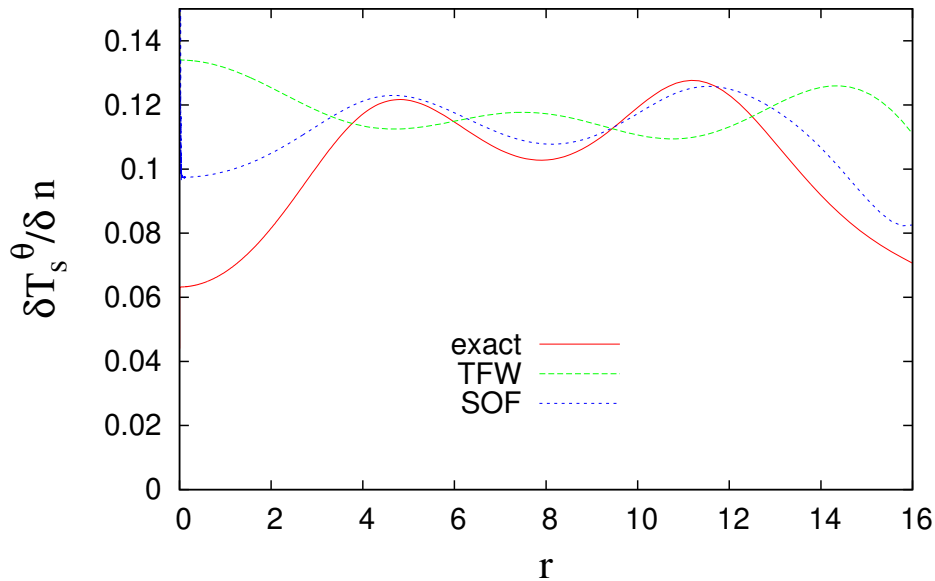
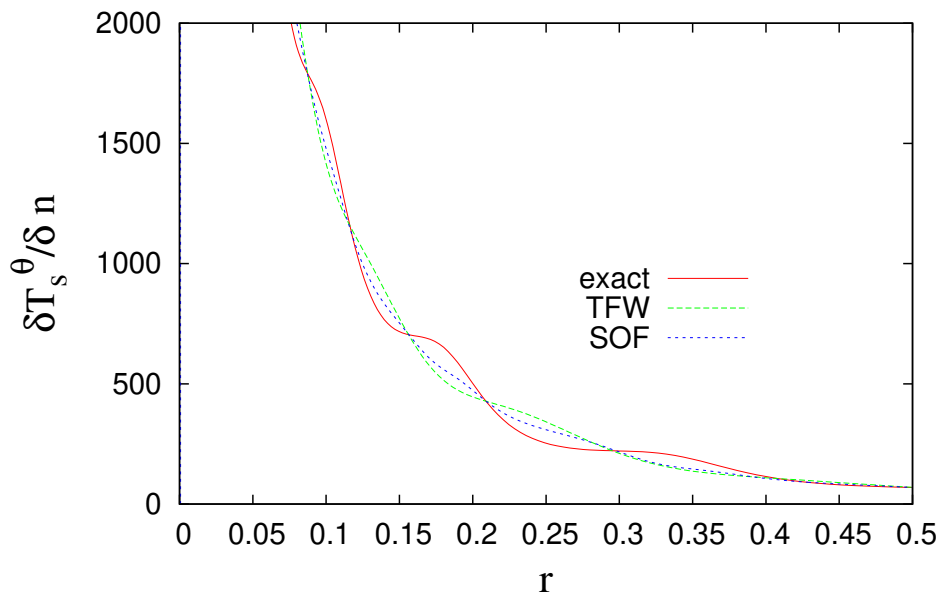
In conclusion, we have shown that it is possible to achieve a realistic description of the KE of bulk solids within the Laplacian semilocal level of theory. In fact, we have proposed a non-empirical semilocal approximation for the Pauli KE functional that is competitive with the state-of-the-art non-local KE approximations for OF-DFT calculations of solids (simple metals and semiconductors). To our knowledge, this is the only semilocal KE functional that can compete with those advanced approaches on a fairly large set of materials and properties. Consequently the proposed SOF functional is surely a promising tool for future OF-DFT applications on large systems, being also easily implemented in any (real-space or plane-wave) code. Moreover, new development can be considered starting from the present work. A natural next step is the extension of the proposed functional to finite systems. Exponentially decaying density regions (where both  $s$  and  $q$  diverge) must be properly taken into account, for example inserting an exponential dumping factor into the last term of Eq. (2). Finally we also believe that the SOF functional can be very important for time-dependent OFDFT, boosting the time-dependent Thomas-Fermi theory [70].

- 
- [1] P. Elliott, K. Burke, M. H. Cohen, and A. Wasserman, *Phys. Rev. A* **82**, 024501 (2010).
  - [2] C. Huang and E. A. Carter, *The Journal of Chemical Physics* **135**, 194104 (2011).
  - [3] J. D. Goodpaster, T. A. Barnes, F. R. Manby, and T. F. M. III, *The Journal of Chemical Physics* **137**, 224113 (2012).
  - [4] C. R. Jacob and J. Neugebauer, *Wiley Interdisciplinary Reviews: Computational Molecular Science* **4**, 12 (2014).
  - [5] Q. Sun and G. K.-L. Chan, *Accounts of Chemical Research* **49**, 2705 (2016).
  - [6] A. Banerjee and M. K. Harbola, *The Journal of Chemical Physics* **113**, 5614 (2000).
  - [7] C. Ciraci, J. B. Pendry, and D. R. Smith, *ChemPhysChem* **14**, 1109 (2013).
  - [8] C. Ciraci and F. Della Sala, *Phys. Rev. B* **93**, 205405 (2016).
  - [9] S. B. Trickey, V. V. Karasiev, and A. Vela, *Phys. Rev. B* **84**, 075146 (2011).
  - [10] A. Nagy and E. Romera, *Chemical Physics Letters* **597**, 139 (2014).
  - [11] J. C. Snyder, M. Rupp, K. Hansen, K.-R. Müller, and K. Burke, *Phys. Rev. Lett.* **108**, 253002 (2012).
  - [12] K. Yao and J. Parkhill, *Journal of Chemical Theory and Computation* **12**, 1139 (2016).
  - [13] F. H. Alharbi and S. Kais, *International Journal of Quantum Chemistry* **117**, e25373 (2017),

- e25373.
- [14] T. A. Wesolowski and Y. A. Wang, eds., *Recent Progress in Orbital-free Density Functional Theory* (World Scientific, Singapore, 2013).
- [15] Y. A. Wang and E. A. Carter, in *Theoretical methods in condensed phase chemistry* (Springer, 2002) pp. 117–184.
- [16] J. Lehtomäki, I. Makkonen, M. A. Caro, A. Harju, and O. Lopez-Acevedo, *The Journal of Chemical Physics* **141**, 234102 (2014).
- [17] V. V. Karasiev, D. Chakraborty, and S. Trickey, in *Many-Electron Approaches in Physics, Chemistry and Mathematics* (Springer, 2014) pp. 113–134.
- [18] V. V. Karasiev, T. Sjöstrom, and S. B. Trickey, *Computer Physics Communications* **185**, 3240 (2014).
- [19] V. V. Karasiev and S. B. Trickey, *Advances in Quantum Chemistry* **71**, 221 (2015).
- [20] V. Zavodinsky and O. Gorkusha, *Applied and Computational Mathematics* **6**, 189 (2017).
- [21] G. E. Scuseria and V. N. Staroverov, in *Theory and Application of Computational Chemistry: The First 40 Years*, edited by C. E. Dykstra, G. Frenking, K. S. Kim, and G. E. Scuseria (Elsevier, Amsterdam, 2005) pp. 669–724.
- [22] F. Della Sala, E. Fabiano, and L. A. Constantin, *International Journal of Quantum Chemistry* **22**, 1641 (2016).
- [23] Y. A. Wang, N. Govind, and E. A. Carter, *Phys. Rev. B* **58**, 13465 (1998).
- [24] K. M. Carling and E. A. Carter, *Modelling and Simulation in Materials Science and Engineering* **11**, 339 (2003).
- [25] I. Shin, A. Ramasubramaniam, C. Huang, L. Hung, and E. A. Carter, *Philosophical Magazine* **89**, 3195 (2009).
- [26] C. Huang and E. A. Carter, *Phys. Rev. B* **81**, 045206 (2010).
- [27] M. Chen, L. Hung, C. Huang, J. Xia, and E. A. Carter, *Molecular Physics* **111**, 3448 (2013).
- [28] T. G. White, S. Richardson, B. J. B. Crowley, L. K. Pattison, J. W. O. Harris, and G. Gregori, *Phys. Rev. Lett.* **111**, 175002 (2013).
- [29] I. Shin and E. A. Carter, *The Journal of Chemical Physics* **140**, 18A531 (2014).
- [30] B. Radhakrishnan and V. Gavini, *Philosophical Magazine* **96**, 2468 (2016).
- [31] R. Qiu, H. Lu, B. Ao, L. Huang, T. Tang, and P. Chen, *Philosophical Magazine* **97**, 2164 (2017).
- [32] L.-W. Wang and M. P. Teter, *Physical Review B* **45**, 13196 (1992).
- [33] F. Perrot, *Journal of Physics: Condensed Matter* **6**, 431 (1994).
- [34] E. Smargiassi and P. A. Madden, *Physical Review B* **49**, 5220 (1994).
- [35] P. García-González, J. Alvarillos, and E. Chacón, *Physical Review A* **54**, 1897 (1996).
- [36] I. Howard, N. March, and V. Van Doren, *Physical Review A* **63**, 062501 (2001).
- [37] F. Della Sala, E. Fabiano, and L. A. Constantin, *Physical Review B* **91**, 035126 (2015).
- [38] L. A. Constantin, E. Fabiano, and F. Della Sala, *Computation* **4**, 19 (2016).
- [39] J. Xia and E. A. Carter, *Physical Review B* **91**, 045124 (2015).
- [40] V. V. Karasiev, R. S. Jones, S. B. Trickey, and F. E. Harris, in *New Developments in Quantum Chemistry*, edited by J. L. Paz and A. J. Hernández (Transworld Research Network, India, 2009) pp. 25–54.
- [41] F. Tran and T. A. Wesolowski, in *Recent Advances in Computational Chemistry, vol. 6*, edited by T. A. Wesolowski and Y. A. Wang (World Scientific, Singapore, 2013) pp. 429–442.
- [42] S. B. Trickey, V. V. Karasiev, and D. Chakraborty, *Phys. Rev. B* **92**, 117101 (2015).
- [43] J. Xia and E. A. Carter, *Phys. Rev. B* **92**, 117102 (2015).
- [44] C. F. von Weizsäcker, *Zeitschrift für Physik A Hadrons and Nuclei* **96**, 431 (1935).
- [45] C. Herring, *Physical Review A* **34**, 2614 (1986).
- [46] M. Levy and H. Ou-Yang, *Physical Review A* **38**, 625 (1988).
- [47] L. H. Thomas, in *Mathematical Proceedings of the Cambridge Philosophical Society*, Vol. 23 (Cambridge Univ Press, 1927) pp. 542–548.
- [48] E. Fermi, *Rend. Accad. Naz. Lincei* **6**, 32 (1927).
- [49] V. V. Karasiev, D. Chakraborty, O. A. Shukruto, and S. Trickey, *Physical Review B* **88**, 161108 (2013).
- [50] M. Ernzerhof, *J. Mol. Struct. : THEOCHEM* **501**, 59 (2000).
- [51] T. Hoffmann-Ostenhof and M. Hoffmann-Ostenhof, *Journal of Physics B: Atomic and Molecular Physics* **11**, 17 (1978).
- [52] J. P. Perdew and L. A. Constantin, *Physical Review B* **75**, 155109 (2007).
- [53] X. Blanc and E. Cancès, *The Journal of chemical physics* **122**, 214106 (2005).
- [54] See supplemental material at XXXXXX.
- [55] L. A. Constantin, E. Fabiano, S. Śmiga, and F. Della Sala, *Physical Review B* **95**, 115153 (2017).
- [56] J. Lindhard, *Kgl. Danske Videnskab. Selskab Mat.-Fys. Medd.* **28** (1954).
- [57] Y. A. Wang, N. Govind, and E. A. Carter, *Physical Review B* **60**, 16350 (1999).
- [58] M. Levy and J. P. Perdew, *Physical Review A* **32**, 2010 (1985).
- [59] E. Fabiano and L. A. Constantin, *Phys. Rev. A* **87**, 012511 (2013).
- [60] S. Laricchia, L. A. Constantin, E. Fabiano, and F. Della Sala, *Journal of Chemical Theory and Computation* **10**, 164 (2013).
- [61] M. Chen, J. Xia, C. Huang, J. M. Dieterich, L. Hung, I. Shin, and E. A. Carter, *Computer Physics Communications* **190**, 228 (2015).
- [62] J. P. Perdew, K. Burke, and M. Ernzerhof, *Phys. Rev. Lett.* **77**, 3865 (1996).
- [63] J. P. Perdew and A. Zunger, *Physical Review B* **23**, 5048 (1981).
- [64] F. Murnaghan, *Proceedings of the National Academy of Sciences* **30**, 244 (1944).
- [65] M. Brack, B. K. Jennings, and Y. H. Chu, *Phys. Lett. B* **65**, 1 (1976).
- [66] C. H. Hodges, *Can. J. Phys.* **51**, 1428 (1973).
- [67] L. A. Constantin, E. Fabiano, and F. Della Sala, *J. Chem. Theory Comput.* (2017).
- [68] D. Lee, L. A. Constantin, J. P. Perdew, and K. Burke, *J. Chem. Phys.* **130**, 034107 (2009).
- [69] A. C. Cancio, D. Stewart, and A. Kuna, *The Journal of chemical physics* **144**, 084107 (2016).
- [70] D. Palade and V. Baran, *Journal of Physics B: Atomic, Molecular and Optical Physics* **48**, 185102 (2015).

# Supplemental material to “Semilocal Pauli kinetic functional: Towards efficient orbital-free density functional theory calculations of solids”

## PAULI POTENTIAL FOR LARGE ATOMS AND JELLIUM CLUSTERS



Upper panel: The Pauli potential  $\delta T_s^\theta / \delta n$  versus radial distance  $r$ , inside the core of the noble atom with 290  $e^-$ . Lower panel: Same as above, but for the slowly-varying density region of a jellium sphere with 92  $e^-$ , and bulk parameter  $r_s = 4$ .

## RESULTS FOR SIMPLE METALS

OFDFT errors with respect to the Kohn-Sham (KS) DFT references (KS-DFT – OFDFT) of bulk moduli (GPa), equilibrium volumes ( $\text{\AA}^3/\text{cell}$ ), and total energies (eV/cell), for sc, fcc, and bcc configurations of several simple metals (Al, Mg, and Li). We also report the KS DFT references. Last column shows the mean absolute relative error (MARE) in %.

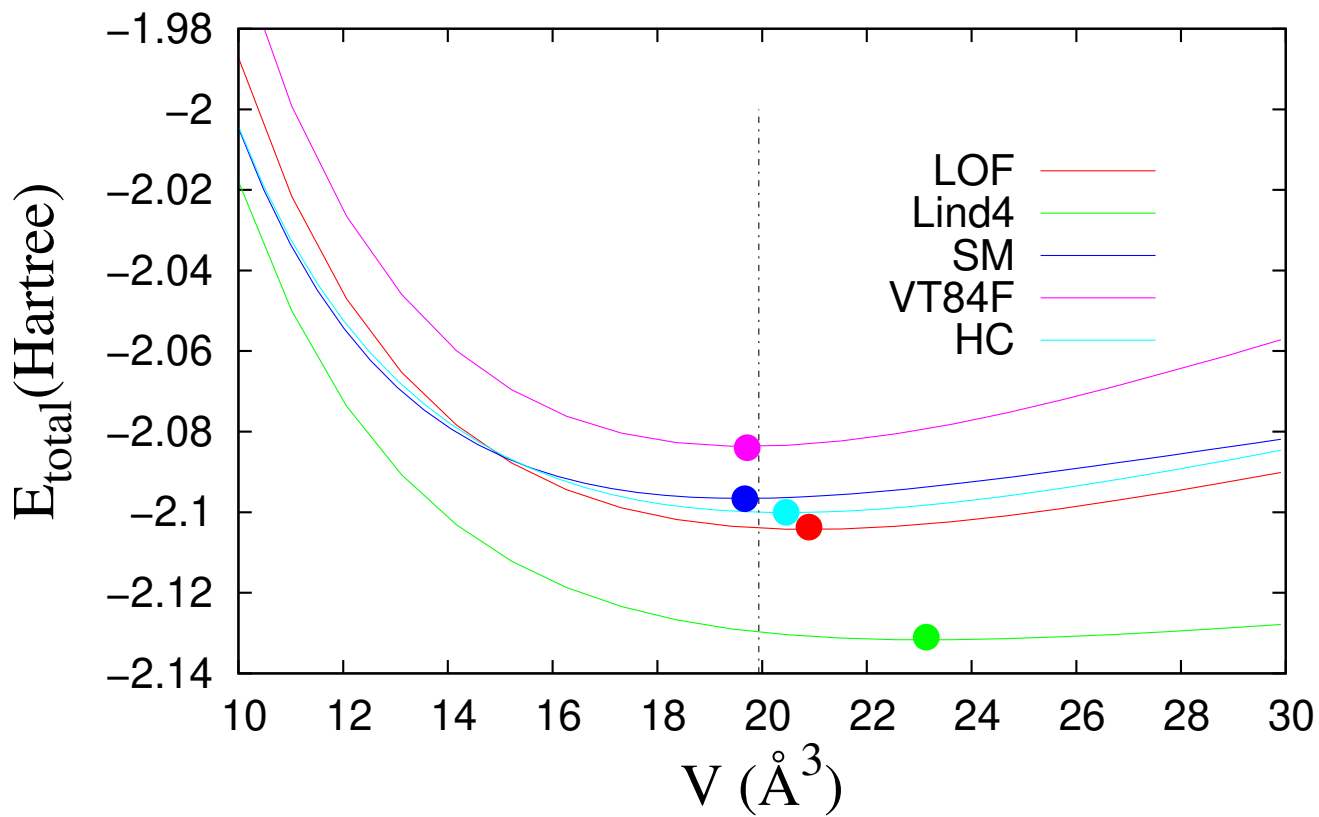
	Method	Al-sc	Al-fcc	Al-bcc	Mg-sc	Mg-fcc	Mg-bcc	Li-sc	Li-fcc	Li-bcc	MARE(%)
B[GPa]	VT84F	-24.8	-16.9	-20.7	-4.9	3.9	4.5	0.4	0.6	-0.3	16.1
	TFW	-30.8	-34.5	-35.3	-6.9	0.2	0.4	0.7	1.0	0.1	21.1
	E00	35.7	51.1	44.8	10.3	13.8	15.1	-3.1	-1.1	-1.9	38.7
	SOF	0.6	11.8	6.5	0.4	8.1	8.2	-0.2	0.1	-0.7	8.5
	Lind4	28.8	41.2	35.5	5.2	10.1	10.1	-1.1	-0.5	-1.1	27.3
	SM	4.1	-13.8	-5.3	1.5	-0.3	1.2	-0.1	0.2	-0.5	5.3
	HC	1.8	-28.0	-24.4	3.7	-3.2	-4.3	-0.6	-0.2	-0.9	13.2
	KS-DFT	57	77	70	24	38	38	17	17	16	
$V_0$ [ $\text{\AA}^3/\text{cell}$ ]	VT84F	0.22	-0.64	-1.12	-0.33	-2.29	-2.44	-0.19	0.01	-0.03	3.84
	TFW	-4.79	-0.01	-0.44	-0.08	-2.10	-2.28	-0.78	-0.80	-0.80	4.17
	E00	-4.79	-3.80	-4.59	-1.65	-1.81	-1.75	1.57	2.28	2.13	14.0
	SOF	-0.96	-1.17	-1.79	-0.39	-1.75	-1.88	0.20	0.58	0.52	5.15
	Lind4	-3.20	-2.19	-3.08	-0.28	-1.07	-1.15	0.68	1.21	1.11	8.16
	SM	0.32	1.95	0.97	0.62	1.28	1.42	0.20	0.22	0.22	4.05
	HC	-0.52	2.44	1.94	1.07	1.28	1.25	0.46	0.52	0.51	5.70
	KS-DFT	19.937	16.575	17.025	27.107	23.073	22.839	19.932	19.308	19.397	
$E_0$ [eV/cell]	VT84F	-0.168	0.806	0.132	0.035	-0.028	-0.022	0.009	0.004	0.004	0.280
	TFW	-0.951	0.253	-0.426	-0.248	-0.228	-0.218	-0.04	-0.05	-0.05	0.863
	E00	2.486	3.094	2.359	1.156	0.954	0.957	0.246	0.231	0.228	4.007
	SOF	0.393	1.151	0.466	0.176	0.047	0.054	0.023	0.021	0.019	0.612
	Lind4	1.139	1.739	1.057	0.462	0.293	0.301	0.072	0.070	0.067	1.563
	SM	0.183	0.924	0.115	0.037	0.088	0.096	0.004	0.006	0.005	0.361
	HC	0.279	1.087	0.280	0.075	0.141	0.149	0.028	0.032	0.032	0.625
	KS-DFT	-56.868	-57.202	-57.121	-23.838	-24.233	-24.217	-7.414	-7.551	-7.550	

## RESULTS FOR SEMICONDUCTORS

OFDFT errors with respect to the Kohn-Sham (KS) DFT references (KS-DFT – OFDFT) of bulk moduli (GPa), equilibrium volumes ( $\text{\AA}^3/\text{cell}$ ), and total energies (eV/cell), for cubic zincblende (zb) III-V semiconductors (AlP, AlAs, AlSb, GaP, GaAs, GaSb, InP, InAs, InSb). We also report the KS DFT references. Last column shows the mean absolute relative error (MARE) in %.

	Method	AlP	AlAs	AlSb	GaP	GaAs	GaSb	InP	InAs	InSb	MARE(%)
B[GPa]	VT84F	-46	-40	-30	-65	-50	-38	-38	-34	-24	58
	TFW	-23	-19	-18	-42	-29	-27	-13	-12	-12	31
	SOF	9	9	6	2	8	3	9	8	7	10
	SM	32	33	22	28	35	21	25	24	17	38
	HC	1	4	-1	-14	-3	-6	5	4	1	6
	KS-DFT	90	80	60	80	75	56	73	65	50	-
$V_0$ [ $\text{\AA}^3/\text{cell}$ ]	VT84F	4.61	4.28	6.62	4.58	4.22	5.97	4.09	3.70	6.33	10.4
	TFW	2.90	2.09	4.68	3.00	2.25	4.19	1.42	0.57	3.50	5.7
	SOF	-0.80	-1.98	0.12	-1.28	-2.70	-0.78	-2.13	-3.14	-0.71	3.4
	SM	-2.50	-4.81	-2.28	-2.82	-5.84	-3.00	-2.71	-4.85	-2.18	7.6
	HC	0.35	-1.13	0.69	0.85	-0.58	0.71	0.11	-1.47	0.45	1.5
	KS-DFT	40.637	43.616	56.607	37.646	40.634	52.488	46.040	49.123	62.908	-
$E_0$ [eV/cell]	VT84F	-9.18	-8.564	-5.974	-8.807	-8.285	-5.821	-10.233	-9.429	-6.655	3.56
	TFW	-13.772	-12.834	-9.336	-13.469	-12.640	-9.306	-14.644	-13.524	-9.886	5.346
	SOF	-2.467	-2.012	-1.531	-2.085	-1.668	-1.171	-2.771	-2.234	-1.802	0.867
	SM	-2.307	-1.918	-1.389	-2.054	-1.697	-1.233	-2.399	-1.964	-1.526	0.804
	HC	-1.570	-1.206	-0.297	-0.966	-0.712	-0.011	-2.224	-1.762	-0.815	0.459
	KS-DFT	-240.182	-232.908	-206.606	-243.079	-235.799	-209.697	-235.722	-228.537	-202.387	-

## ENERGY VERSUS VOLUME CURVE



Total energies (in Hartree) versus volume (in  $\text{\AA}^3$ ) for Al-sc. Also shown with points are the equilibrium volumes (the minima of the curves).