

Demand-driven Alias Analysis : Formalizing Bidirectional Analyses for Soundness and Precision

SWATI JAISWAL, UDAY P. KHEDKER, and SUPRATIK CHAKRABORTY, Indian Institute of Technology Bombay, India

A demand-driven approach to program analysis computes only the information that is needed to serve a target demand. In contrast, an exhaustive approach computes all information in anticipation of it being used later. Demand-driven methods have primarily been viewed as efficient algorithms as they compute only the information that is required to meet a given set of demands. However, for a given set of demands, they are believed to compute the same information that would be computed by the corresponding exhaustive methods. We investigate the precision and bidirectional nature of demand-driven methods and show that: (a) demand-driven methods can be formalized inherently as bidirectional data flow analysis, and (b) for some analyses, demand-driven method can compute more precise information than the corresponding exhaustive method.

The formalization as a bidirectional analysis follows because the demands are propagated against the control flow and the information to satisfy the demands is propagated along the control flow. We extend the formalization of the *Meet Over Paths* solution to bidirectional flows, by introducing the concept of *qualified control flow paths* to explicate the forward and backward flows. This formalization helps us to prove the soundness and precision of our analysis.

The approximation caused by data abstraction used for heap locations (e.g. allocation-site-based abstraction or type-based abstraction) is a source of imprecision in pointer analysis. Since a demand-driven method computes information for a smaller set of demands, it has to deal with less imprecision caused by the data abstractions. This could lead to more precise results than an exhaustive method. We show that while this is indeed the case for Java, for C/C++, the precision critically hinges on how indirect assignments are handled. We use this insight and propose a demand-driven alias analysis that is more precise than an exhaustive analysis for C/C++ too. We have chosen static resolution of virtual function calls as an application to demonstrate the precision gain of our demand-driven alias analysis for C++.

Our measurements show that our method is more precise and more efficient (for both allocation-site-based and type-based abstractions) than both, the existing demand-driven method, as well as the corresponding exhaustive method. This precision is measured in terms of the number of monomorphic call-sites, the number of virtual call edges, and the number of class types discovered by the methods.

CCS Concepts: • **Theory of computation** → **Program analysis**; • **Software and its engineering** → **Object oriented languages**; **Compilers**; **Source code generation**;

ACM Reference Format:

Swati Jaiswal, Uday P. Khedker, and Supratik Chakraborty. 2018. Demand-driven Alias Analysis : Formalizing Bidirectional Analyses for Soundness and Precision. 1, 1 (February 2018), 49 pages. <https://doi.org/10.1145/nnnnnnn.nnnnnn>

1 INTRODUCTION

Pointer analysis has received a lot of attention because most analyses and applications need to disambiguate indirect manipulation of data and control that arises in the presence of pointers. Some applications of pointer analysis require high efficiency whereas some other applications need high precision. Some applications require information of all pointers which requires an *exhaustive method*. Some other applications need only partial information which can be computed

Authors' address: Swati Jaiswal, swati.j@iitb.ac.in; Uday P. Khedker, uday@cse.iitb.ac.in; Supratik Chakraborty, supratik@cse.iitb.ac.in, Indian Institute of Technology Bombay, India.

2018. XXXX-XXXX/2018/2-ART \$15.00
<https://doi.org/10.1145/nnnnnnn.nnnnnn>

using *demand-driven method*. This paper investigates two aspects of demand-driven methods that do not seem to have been explored so far.

- Demand-driven methods compute only the information that is required to meet a set of demands rather than all possible information. Hence, they have always been thought of as efficient algorithms. They have also been known to compute the same information as computed by the corresponding exhaustive methods to serve a demand. We show that, in the presence of data abstraction, demand-driven methods can compute more precise information than the corresponding exhaustive methods. In other words, they are both more efficient and more precise than exhaustive methods in some situations.
- Demand-driven methods are inherently bidirectional with demands being raised and propagated against the control flow and the requisite information to satisfy the demands flowing along the control flow. We formalize them as bidirectional analyses by defining a general concept of *meet over paths (MoP)* solution for bidirectional flows.

1.1 Precision Gain in Demand-driven Methods

The two dimensions - *precision* and *efficiency* play a major role in selecting the right mix of features for any program analysis. We classify the factors governing precision and efficiency of pointer analysis as (i) control flow abstractions, (ii) data abstractions, and (iii) the quantum of information required.

Control flow abstractions govern the over-approximation introduced by an analysis in the flow of control by striking a balance between precision and efficiency. The intraprocedural control flow is abstracted in terms of flow sensitivity (honoring control flow and computing distinct information for each control flow point) or flow insensitivity (ignoring control flow and computing gross information common to all program points). The interprocedural control flow is abstracted in terms of context sensitivity (distinguishing between different calling contexts of a procedure) or context insensitivity (treating all calling contexts alike).

Data abstraction governs the over-approximation introduced by an analysis in order to model objects on the stack or heap. Generally heap is represented in terms of access paths [42, 49], allocation-site-based abstraction [51, 54, 71, 73], or type-based abstraction [17, 18, 62].

The third factor governing the precision and efficiency of pointer analysis is the *quantum* of the information required from an analysis. If the analysis desires information of all the pointers, it can be computed using an exhaustive method. If the information desired by an analysis is sparse, it can be computed using demand-driven method. Some examples when such a partial information may be required are: (a) by a client (like user of a debugger or a slicer) [25, 73, 75, 85], (b) by an application (like resolving indirect calls [1, 30, 75], taint analysis [4, 33, 72]), or (c) by an analysis (like compute information only for live data [41] or for an incremental change in the source program [68]).

The effect of control flow abstractions and data abstractions on the precision and efficiency of pointer analysis has been looked at in great detail in the literature. While there has been a lot of work on demand-driven methods, almost all of it is primarily motivated by the quest for efficiency and precision is assumed to be equivalent or less than the exhaustive counterpart [1, 21, 30, 75, 87].

We argue that in the case of pointer analyses, a demand-driven method could be more precise than an exhaustive method in the presence of data abstraction. Although this has not been reported before, it is easy to see: since a demand-driven method computes only the information required to meet the demands, the imprecision caused by data abstraction could also reduce. However, we observe the following subtlety for C/C++: in the presence of indirect assignments, the conventional demand-driven methods (see Sections 7.2 and 9) fail to benefit from the possibility of reduced

imprecision. We identify the exact cause of this loss of precision and this guides us to a different nature of raising demands that restores the relative precision gain of a demand-driven method over an exhaustive method (Example 5 in Section 2.3).

We choose static resolution of virtual function calls as an application and show that our demand-driven method is also more efficient than the conventional demand-driven method apart from being more precise.

1.2 Bidirectional Nature of Demand-driven Methods

At a more general level, we observe that demand-driven methods are inherently bidirectional with demands being raised and propagated against the control flow and the requisite information to satisfy the demands flowing along the control flow. Conventionally, these bidirectional dependencies in demand-driven method have been viewed as a characteristic of an efficient algorithm that computes information related to the given set of demands. In other words, a demand-driven method is seen as two disparate analyses traversing the program in opposite directions and whose interaction is controlled by an algorithm that examines the information computed by these analyses and decides the analysis to be invoked on a need basis. We move this dependency from an algorithm to the specification of the analysis. This is achieved by defining the interactions declaratively in terms of a bidirectional data flow analysis and by formalizing the concept of the *Meet Over Paths* Solution (*MoP*) of general bidirectional analyses.

We also show that the corresponding *Maximum Fixed Point* Solution (*MFP*) is a sound approximation of the *MoP*. Both these have been known for unidirectional analyses [36, 43, 57] and have been formally defined for them. The *MoP* for bidirectional analyses has been formally defined only for bit vector frameworks in the context of partial redundancy elimination [37]. Our formalization is applicable not only to all the demand-driven methods but also to the liveness-based points-to analysis that explicitly uses bidirectional flow in the same analysis [41].

1.3 Duality of Alias and Points-to Analysis

We view pointer analysis to comprise of two different but related analyses that are duals of each other: points-to analysis and alias analysis. If locations are named, which is the case with our data abstractions, then points-to information can be derived from aliases and vice-versa. However, in some cases, the alias view of the information is more convenient whereas in some other cases, the points-to view of the same information is more convenient.

We formulate our analysis as a bidirectional alias analysis where demands are raised against the control flow and aliases for the demand raised are propagated along the control flow. Formulation in terms of alias analysis is done for convenience and to ease the readability. It is easy to find the aliases of a pointer using an alias analysis. Such information can be computed from a points-to graph as well, but it is not directly available. Instead of cluttering the formulation to compute points-to graph and compute aliases from them, we compute aliases directly. We view these two analyses as similar, with the difference in representation.

Alias pair $(x, \&y)$ is nothing but a points-to edge of the form (x, y) (i.e. x points-to y). When it is easy to view an alias pair as a points-to edge we refer to it in the form of a points-to edge. While explaining the motivating example, we present points-to graph as it is more convenient form of representation and is very easy to understand. However, understanding the source of imprecision in terms of aliases is much easier. Hence, for convenience, we use aliases and points-to graph interchangeably.

1.4 Our Contributions and Organization of the Paper

The main contributions of this work are:

- We present a demand-driven alias analysis method with data abstraction for static resolution of virtual function calls.
- We show that a slight shift in the nature of demands raised could increase the precision of our analysis significantly for languages like C and C++.
- We formalize our demand-driven method as a bidirectional data flow analysis.
- We prove that our analysis is sound and is more precise than the exhaustive method and the conventional demand-driven methods.
- We present compelling empirical evidence to show the precision and efficiency of our method.
- We formalize *MoP* solution for general bidirectional analyses by introducing the concept of *qualified control flow paths* to explicate the forward and backward flows. We also establish that *MFP* is a sound approximation of *MoP* for bidirectional analyses.

Our empirical measurements shows that our proposed demand-driven method is far efficient as compared to the exhaustive method with a speedup factor greater than two in most cases. Our measurements also show the precision of the conventional demand-driven method and the exhaustive method is identical in terms of the number of monomorphic call-sites identified, the number of virtual call edges discovered and the class types identified for the objects used in the program. This is in concurrence with our formal proof that the precision of the two methods is equivalent.

Our method out performs these two methods in terms of precision for both allocation-site-based and type-based abstractions: The number of monomorphic call-sites discovered by our method is larger, the number of virtual call edges discovered in the call graph by our method is smaller and the number of class types discovered by our method is far smaller. It is interesting to note that with type-based abstraction, we identify 24% fewer types in 7 cases with the reduction increasing significantly to 50% and 60% for *motti* and *dealII* programs respectively. Similar traits are seen when allocation-site-based abstraction is used—the reduction in the number of types is 39% and 49% for *gperf* and *gengetopt* programs respectively.

The rest of the paper is organized as follows: Section 2 discusses the interplay between data abstraction and demand speculation. It also presents an overview of our key idea to mitigate the imprecision caused by them. Section 3 formulates our proposed demand-driven approach as a data flow analysis. Section 4 presents a big picture view of bidirectional analyses and introduces a generalization of control flow paths for bidirectional data flows which is then used for defining *MFP* and *MoP* for bidirectional data flow analyses. The subsequent sections then return to our method: Section 5 instantiates the general *MFP* and *MoP* to our method. Section 6 and Section 7 use the generalization in control flow paths to formally prove the soundness and precision of our proposed analysis. Section 8 presents the empirical results. Section 9 describes the related work. Section 10 concludes the paper.

2 THE ROLES OF DATA ABSTRACTION AND THE NATURE OF DEMANDS IN POINTER ANALYSIS

This section examines the interplay between data abstraction objects and the nature of demands. Our observations lead to our key ideas that allow us to restore the precision gain of a demand-driven method over an exhaustive method.

2.1 Data Abstraction and its Effect on Precision in Pointer Analysis

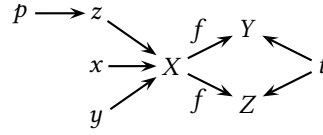
A pointer analysis needs to employ data abstraction to represent an unbounded heap which is generally represented by a store-based model or a storeless model [35]. A storeless model names locations in terms of access paths that are sequences of field names following a variable. Each of these paths correspond to paths in the memory graph and hence the set of access paths needs

```

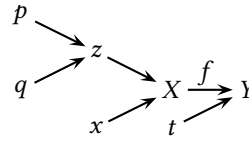
X **p, **q;
X *t, *x, *y, *z;
03 q = &z;
04 p = &z;
05 x = new X;
    :
14 y = new X;
15 *p = x;
    :
23 x->f = new Y;
24 y->f = new Z;
    :
27 t = z->f;
28 t->vfun ();

```

(a) Example Program



(b) Demand-driven analysis with conventional speculation strategy



(c) Demand-driven analysis with our proposed speculation strategy

Fig. 1. Points-to graph using type-based abstraction for static resolution of virtual call at line 28. Objects and allocation sites are annotated by their respective types in points-to graph shown in (b) & (c). Virtual function $vfun$ is defined in all the classes $\{X, Y, Z\}$. Member f is pointer to class X and is declared in class X . Class hierarchy is $X \rightarrow Y \rightarrow Z$. Detailed working of both the kinds of speculations is described in the Appendix A.

an explicit summarization to be bounded. A store-based model names memory locations using allocation-site-based abstraction or type-based abstraction. Since this bounds the number of heap locations, it obviates the need for any other summarization.

We focus on these two abstractions for a store-based model. An *allocation-site-based abstraction*¹ uses variable names for objects on stack and allocation site names for objects in heap [51, 54, 71, 73]. A *type-based abstraction* names objects in terms of types for objects on both stack and heap [17, 18, 62]. In allocation-site-based abstraction, all objects created at the same allocation site are treated alike under the assumption that they are likely to be used alike. In a type-based abstraction, all objects with the same type are treated alike. It is easy to see that a type-based abstraction is more imprecise compared to allocation-site-based abstraction; however, it is far more efficient to compute. It suffices for type dependent clients like call graph construction, virtual call resolution, may-fail cast etc. as discussed in [79] where its coarseness across different objects of the same type does not matter.

We consider static resolution of virtual function calls as our application. A demand for our approach originates at the point of a virtual function call. For this type-dependent application, we explain the concepts using type-based abstraction to model objects on heap and stack.

Example 1. (*Imprecision caused by data abstraction*). Consider the program in Figure 1(a) for pointer analysis with type-based abstraction. Both x and y point to an object of type X resulting

¹Although the objects on stack are named using variable names (because no heap allocation statements are involved), we ignore this minor distinction and continue to call the abstraction as allocation-site-based abstraction.

<pre> X **p, *z, a; 01 p = &z; 02 *p = &a 03 z->vfun (); (a) </pre>		<pre> X *x, *y, *z, a; 01 y = &a; 02 x = &a; 03 y->f = . . . 04 z = x->f; 05 z->vfun (); (b) </pre>
--	--	--

Fig. 2. The need of speculation for meeting a demand in the presence of indirect pointer assignments

in x and y being considered as aliases even when they are not aliases. This leads to the following imprecision: $x \rightarrow f$ may point-to an object of type Z (apart from an object of type Y) and $y \rightarrow f$ may point-to an object of type Y (apart from an object of type Z). It is important to note that this imprecision is not introduced by a control flow abstraction but is purely due to the modelling of data abstractions. If we can avoid computing the information of x and y together, they will not be considered as aliases, avoiding the imprecision. \square

It is easy to see that data abstraction introduces redundant aliases resulting in imprecision. Similar imprecision could also be introduced by allocation-site-based abstraction when two pointers point to the same allocation-site, introducing redundant aliases. A coarser abstraction leads to a larger imprecision.

For the above example, we view precision in two different dimensions, which are:

- an *aliasing* relation $A \subseteq \mathbb{P} \times \mathbb{P}$ between pointer expressions, and
- a *typing* relation $T \subseteq \mathbb{P} \times \mathbb{T}$ between pointer expressions and types.

We explain this by making the following distinction between two kinds of aliases. Two aliased pointer expressions are *node aliases* when their subexpressions are not aliased; otherwise they are *link aliases* [42]. Then, the data abstraction is represented by its influence on A and T which can be described as

Data abstraction causes (a sound) over-approximation of A by introducing redundant node aliases which leads to (sound) over-approximation in the link aliases. Such an over-approximation in node aliases does not over-approximate T , but over-approximation in link aliases results in (sound) over-approximation of T .

Example 2. (*The role of node and link aliasing in imprecision*). In Example 1, T contains (x, X) and (y, X) which is precise; however it causes x and y to be identified as node aliases which is imprecise. This imprecision leads to $x \rightarrow f$ and $y \rightarrow f$ being spuriously considered as link aliases. Since we have $(x \rightarrow f, Y)$ and $(y \rightarrow f, Z)$ in T , link aliasing causes inclusion of $(x \rightarrow f, Z)$ and $(y \rightarrow f, Y)$ too. This suggests that both $x \rightarrow f$ and $y \rightarrow f$ hold objects of types Y and Z which is imprecise. \square

2.2 The Effect of Speculation on the Precision of Demand-driven Pointer Analysis

We first explain the need of speculation and then describe how it causes imprecision in pointer analysis. This discussion forms the basis of our key idea in Section 2.3.

A demand-driven approach seeks to serve a target demand by computing as little information as possible but it needs to raise further demands internally to meet the target demands. Most of the internal demands are a consequence of an assignment statement that creates aliases of the target or other internal demands. However, in some cases in C/C++, a demand may have to be raised in

order to *find* an alias of the target demand and not because an alias of the target demand has been found. We call such a demand, a *speculated* demand. It is possible that eventually such a demand may turn out to be irrelevant; worse still, it may cause imprecision because of data abstraction. This speculation is required due to the use of the *address-of* operator ‘&’.

Example 3. (*Conventional speculation to ensure soundness*). For the program in Figure 2(a), raising a demand for z is not sufficient to identify its aliases because there is no assignment in which z appears on LHS or RHS. Further, the demand for z cannot be propagated across indirect assignments (such as statement 02) because such an assignment could have a side-effect of defining z (which is indeed the case in our example). In order to handle such a situation, the conventional speculation strategy kills the demand propagation of z and generates a demand for p at line 02 to ensure soundness.

For the program in Figure 2(b), we wish to identify the pointees of $x \rightarrow f$ in order to resolve the virtual function call at line 05. The fact that $(x, y) \in A$ will not be discovered by raising demand for x alone because the alias is not created by a direct assignment between x and y but by assigning & a to both x and y separately on lines 01 and 02. In the absence of alias (x, y) , the effect of the indirect assignment of $x \rightarrow f$ in line 03 cannot be incorporated. Thus, it is essential to perform some form of speculation for soundness. The conventional speculation kills the demand for $x \rightarrow f$ and generates a demand for y . The demands for x and y help identify the alias relationship between them, thereby meeting the demand of $x \rightarrow f$ soundly. \square

In the absence of ‘&’ operator in Java, no speculation is required making a demand-driven method for Java more precise than an exhaustive method.

The conventional speculation raises an internal demand at each indirect assignment. Some of these demands could be irrelevant thereby leading to an avoidable loss of precision caused by data abstraction.

Example 4. (*Conventional speculation causes imprecision*). Consider the program in Figure 1(a). In order to resolve the virtual function call at line 28, we wish to find out the pointees of t which in turn depends on the pointees of $z \rightarrow f$ at line 27. We thus raise demand for z and $z \rightarrow f$. Conventional speculation will in turn raise demand for y , x and p because of the indirect assignment statements at line 24, 23 and 15 respectively. Raising demand for x and y simultaneously introduces redundant node alias between them, which leads to imprecision in the link aliases as discussed in Example 2. This further contributes to the imprecision by introducing aliasing between $x \rightarrow f$ and $y \rightarrow f$. As a consequence, $x \rightarrow f$ spuriously points-to Z and $y \rightarrow f$ spuriously points-to Y as shown in the Figure 1(b). \square

2.3 Our Key Idea

Note that in the above examples, data abstraction introduced a spurious node alias between two variables which caused spurious link aliases between their fields. In order to eliminate the imprecision in link aliases, node aliases should be computed precisely. Redundant node aliases can be eliminated if a redundant speculation at the indirect assignments can be avoided. This can be achieved if we know the alias relationship and raise demand only when required.

Consider the situation when a demand for z is raised. Such a demand seeks the pointees of z which can be identified by taking into account the effect of the statements $z = \dots$ or $\dots = z$. Since the demand z does not seek its pointers, it will miss on capturing the effect of the statement $\dots = \&z$. The effect of such a statement, if required, can be captured by raising speculated demands for indirect assignment statements.

We propose an alternative speculation strategy where we additionally raise a demand for the address-of a variable involved in the target demand.

Example 5. (*Raising demand for address-of a variable leads to precision*). For the program in Example (4) we wish to identify the alias relation $(p, \&z)$. Conventional speculation achieves it by raising demand for p . We propose an alternative speculation by raising demand for $\&z$. Demand for $\&z$ will identify the alias relation $(p, \&z)$ without having to raise the demand for p because a demand for $\&z$ is unaffected by an indirect assignment. Thus in order to identify an alias relation, raising demand for either value of the alias pair should suffice.

It is easy to see that if there is an indirect assignment statement which influences our target demand, it will be captured by raising demand for address-of a variable involved in meeting the target demand; invalidating the need to raise demand at each indirect assignment statement.

For the program in Example (4), we raise a demand for $\&z$ apart from z thereby seeking to find pointers to z . This captures the effect of statement 04 without having to raise the demand at indirect assignments (statements 15, 23, and 24) thereby eliminating the speculation of the conventional approach and yet finding that p points-to z . Thus we avoid computing the pointer information for y thereby eliminating the imprecision and computing precise pointer information as shown in Figure 1(c). Demand for $\&z$ also identifies that q points-to z at line 03. This does not over-approximate T as $\&z$ seeks for a pointer and not an object. It also does not over-approximate A as p aliased to q is a precise aliasing relation. However, it is a redundant information as manipulation to p or its further links does not take place through q .² \square

Both speculations compute sound results but our speculation is more precise than the conventional speculation in terms of T because:

Our speculation raises a demand seeking the pointer of a variable whereas the conventional speculation raises a demand seeking the pointee of a (pointer) variable. The main difference between the two is that a pointer *cannot* be an object whereas the latter could be an object. Thus our speculation avoids the imprecision caused by type-based abstraction while the conventional speculation cannot do so.

Our proposed speculation strategy for demand-driven method is more precise as compared to (i) exhaustive method and (ii) demand-driven method with the conventional speculation. In the absence of ‘&’ operator in Java, speculation is not required. In general, demand-driven method for Java is more precise than the exhaustive method. We prove this formally in Section 7.

3 FORMULATING DEMAND-DRIVEN METHOD WITH IMPROVED SPECULATION STRATEGY

Our proposed demand-driven method is bidirectional: demands are raised in a backward flow whereas aliases of the demands raised are computed in a forward analysis—this may in turn require raising more demands, and the process continues until no further demands are raised or no further aliases are computed.

3.1 Explanation of Basic Concepts

We discuss the concept of abstract name and aliases computed by our analysis.

Access expressions. Let \mathbb{V} be the set of variables, $\mathbb{P} \subseteq \mathbb{V}$ be the set of pointer variables, and \mathbb{T} be the set of types (which is the set of classes for our application) involved in class hierarchies containing virtual functions. Let \mathbb{F} be the set of field members of classes in \mathbb{T} . We assume the program to be in 3-address code and the assignment statements consist of *access expressions* appearing in the left hand side ℓ and the right hand side r . Let $x \in \mathbb{V}$, $y \in \mathbb{V}$, $f \in \mathbb{F}$, and $\tau \in \mathbb{T}$. Then, ℓ and r

²We propose a solution to eliminate computation of such redundant information in Section 3.3.

Table 1. Abstract names for different access expressions

α	x	$\&x$	$\&a$	$*y$	$x \rightarrow f$	$a.f$	$\text{new } \tau$	null
$\text{absName}(\alpha, A)_{\text{asb}}$	$\{x\}$	$\{\&x\}$	$\{\&a\}$	$\{x \mid (y, \&x) \in A\}$	$\{a.f \mid (x, \&a) \in A\}$	$\{a.f\}$	$\{\&\text{allocsite}\}$	\emptyset
$\text{absName}(\alpha, A)_{\text{tba}}$	$\{x\}$	$\{\&x\}$	$\{\&\tau\}$	$\{x \mid (y, \&x) \in A\}$	$\{\tau.f \mid (x, \&\tau) \in A\}$	$\{\tau.f\}$	$\{\&\tau\}$	\emptyset

are defined as:

$$\begin{aligned} \ell &:= x \mid *x \mid x \rightarrow f \mid x.f \\ r &:= y \mid *y \mid y \rightarrow f \mid y.f \mid \&y \mid \text{new } \tau \mid \text{null} \end{aligned}$$

We restrict ourselves to the access expressions appearing in the program. We use the following two functions that extract parts of an access expression α . For mathematical convenience, they compute either a singleton set or \emptyset .

- Function $\text{var}(\alpha)$ identifies the variable in α . For access expressions x , $x \rightarrow f$, $*x$, $x.f$, and $\&x$, $\text{var}(\alpha)$ is $\{x\}$; for $\text{new } \tau$ and null , it is \emptyset .
- Function $\text{base}(\alpha)$ identifies the pointer variable dereferenced by α . For access expressions $x \rightarrow f$ and $*x$, $\text{base}(\alpha)$ is $\{x\}$; for x , $\&x$, $x.f$, $\text{new } \tau$ and null , it is \emptyset .

Besides, predicate $\text{isAddr}(\alpha)$ holds if α is of the form $\&x$. Predicate $\text{addrTaken}(\alpha)$ holds if α which is of the form $\&x$ occurs in the program.

Aliases. We compute aliases of access expressions to find out all possible ways of accessing a location using the access expressions appearing in the program. Let \mathbb{A} denote the set of all possible access expressions that could occur in a three-address version of the program. Clearly, \mathbb{A} is finite. We use two different views of aliases that are semantically equivalent: First, aliasing is a relation $A \subseteq \mathbb{A} \times \mathbb{A}$. In this case, aliasing is a set of alias pairs of access expressions of the kind (α_1, α_2) . Alternatively, and sometimes this view is more convenient, aliasing is a function $A : \mathbb{A} \mapsto 2^{\mathbb{A}}$. In this case, we can identify all access expressions that are aliased to a given access expressions. We use the following notation with an alias relation A :

$$A(\alpha_1) = \{\alpha_2 \mid (\alpha_1, \alpha_2) \in A, \alpha_2 \in \mathbb{A}\} \quad (1)$$

$$A(X) = \{\alpha_2 \mid (\alpha_1, \alpha_2) \in A, \alpha_1 \in X, \alpha_2 \in \mathbb{A}\} \quad (2)$$

We do not compute all possible aliases. We compute aliases on demand where demands for access expressions are raised in terms of abstract names.

Abstract name. We compute demand in terms of abstract names. The abstract names of an access expression α are normalized access expressions obtained by

- eliminating pointer indirections ($*$ and \rightarrow) in α by their pointee variables in A , and
- replacing the variables by its type in case of type-based abstraction.

Let x be a pointer to an object, y be a pointer to a pointer to an object and a be an object of type τ . Abstract names for different access expressions is shown in Table 1. Entry in row $\text{absName}(\alpha, A)_{\text{asb}}$ depicts the abstract names computed using allocation-site-based abstraction and $\text{absName}(\alpha, A)_{\text{tba}}$ depicts the abstract names computed using type-based abstraction. Abstract name for access expression $*x$ will never be encountered. This is because program will model such a use by copy of an object which copies all the members of one object to respective members of another object.

Algorithm 1 Worklist based demand-driven alias analysis algorithm with improved speculation (*ld*)

```

1: procedure ld
2:   for each node  $n$  in program  $\mathcal{P}$  do
3:     Set  $Din_n, Dout_n, Ain_n, Aout_n$  as  $\emptyset$ 
4:     Dworklist =  $\{n \mid n \in origin\}$ 
5:     Aworklist =  $\{startNode\}$ 
6:     while Dworklist is not empty or Aworklist is not empty do
7:       while Dworklist is not empty do
8:         Select a node  $n$  from Dworklist
9:          $OldDin_n = Din_n$ 
10:        Compute  $Dout_n, Dgen_n, Dkill_n$  and  $Din_n$  using Equations 4, 5, 6, 3.
11:        if  $OldDin_n \neq Din_n$  then
12:          add predecessors of  $n$  to Dworklist and Aworklist
13:        while Aworklist is not empty do
14:          Select a node  $n$  from Aworklist
15:           $OldAout_n = Aout_n$ 
16:          Compute  $Ain_n, Agen_n, Akill_n$  and  $Aout_n$  using Equations 10, 12, 13, 11.
17:          if  $OldAout_n \neq Aout_n$  then
18:            add successors of  $n$  to Aworklist and Dworklist

```

3.2 Data Flow Equations for Intraprocedural Version

Let the virtual call statements be recorded in the set *origin*³. Our data flow equations compute the following for each statement n : $\ell_n = r_n$: (i) the demands ($Din_n/Dout_n$), and (ii) the alias relationships ($Ain_n/Aout_n$). The equations have a bidirectional dependency because of the dependence of $Din_n/Dout_n$ (Equations 3 and 4) on $Ain_n/Aout_n$ (Equations 10 and 11).

$Start_p$ and End_p denote the entry and exit nodes of procedure p . At the intraprocedural level, the boundary information BI associated with these nodes is \emptyset . The changes for interprocedural propagation is described towards the end of this section.

The algorithm to perform our proposed demand-driven method with improved speculation (henceforth denoted as *ld*) is presented in Algorithm 1. The algorithm terminates when simultaneous fixed point computation of both the aliases and demands are reached. The inner loops represent individual fixed point computations of demands and aliases for a round of mutual dependence between them. The first inner *while* loop represents fixed point computation of demands using aliases from the previous round and the second inner *while* loop represents fixed point computation of aliases using demands from the same round. This is more formally represented and proved to be the *MFP* solution in Lemma 4 in Section 6.

Computing the demand. The equations for $Din_n/Dout_n$ are backward data flow equations which raises demands in the form of abstract name. We thus transform ℓ and r of statement n to its appropriate abstract name form as

$$\bar{\ell}_n = absName(\ell_n, Ain_n)$$

$$\bar{r}_n = absName(r_n, Ain_n)$$

³ The nature of statements recorded in the set *origin* is governed by the application. The set *origin* can be suitably redefined for any other demand-driven application.

Complete demand at a program point is computed with the help of the alias closure (Equation 2) for the demand stored in $Din_n/Dout_n$. Consider $\alpha \in Dout_n$ and an alias $(\alpha, \beta) \in Aout_n$, then alias closure of the demand will identify $\{\alpha, \beta\} \subseteq Dout'_n$. We use the below notation to denote the complete demand computed by taking alias closure at a program point.

$$Dout'_n = Aout_n(Dout_n)$$

Equation 5 represents the demand generated for statement n . When $\bar{\ell}_n$ belongs to the demand raised at out of statement n , we raise demand for r_n and when \bar{r}_n belongs to the demand raised at out of statement n , we raise demand for ℓ_n . This gives rise to four cases while computing $Dgen_n$ which are, (a) when both ℓ and r belongs to the demand at out, (b) when only ℓ belongs to the demand at out, (c) when only r belongs to the demand at out, or (d) when neither ℓ nor r belongs to the demand at out. Also, demand needs to be raised at the point of virtual function call recorded in the set *origin*. This condition is combined with case (b) of the $Dgen_n$ Equation 5. We perform weak update due to the use of an abstraction to model objects on heap. We kill demand only when ℓ_n is of the form x .

We overload \subseteq operator such that $\bar{\ell}_n \subseteq Dout'_n$ implies $\bar{\ell}_n \neq \emptyset \wedge \bar{\ell}_n \subseteq Dout'_n$.

$$Din_n = (Dout_n - Dkill_n) \cup Dgen_n \quad (3)$$

$$Dout_n = \begin{cases} BI & n \text{ is } End_p \\ \bigcup_{s \in succ(n)} Din_s & \text{otherwise} \end{cases} \quad (4)$$

$$Dgen_n = \begin{cases} LDgen(r_n, Ain_n) \cup RDgen(\ell_n) & \bar{\ell}_n \subseteq Dout'_n \wedge \bar{r}_n \subseteq Dout'_n \\ LDgen(r_n, Ain_n) & \bar{\ell}_n \subseteq Dout'_n \vee n \in origin \\ RDgen(\ell_n) & \bar{r}_n \subseteq Dout'_n \\ \emptyset & \text{otherwise} \end{cases} \quad (5)$$

$$Dkill_n = \{\ell_n \mid \ell_n \equiv x\} \quad (6)$$

We compute $Dgen$ as a union of $LDgen$ and $RDgen$. $LDgen$ is computed when abstract name of ℓ belongs to $Dout_n$. In such a case demand for r needs to be raised. $RDgen$ is computed when abstract name of r belongs to $Dout_n$. In such a case demand for ℓ needs to be raised. Further, the demand for r is generated incrementally depending upon the aliases of the base of r .

First case for $LDgen$ involve access expression whose $base(r) \neq \emptyset$ which represents access expressions of the form $*x$ or $x \rightarrow f$. It raises demand for the *var* involved in the access expression and also the abstract name of the entire access expression. Second case refers to the access expression of the form $\&x$ and third case considers access expression of the form x and $x.f$. Demand for address-of a variable is raised using $addrExpr$ as per our proposed speculation.

$$LDgen(r, A) = \begin{cases} var(r) \cup addrExpr(r) \cup absName(r, A) & base(r) \neq \emptyset \\ \{r\} & isAddr(r) \\ absName(r, A) \cup addrExpr(r) & var(r) \neq \emptyset \\ \emptyset & \text{otherwise} \end{cases} \quad (7)$$

$$RDgen(\ell) = base(\ell) \cup addrExpr(\ell) \quad (8)$$

where,

$$addrExpr(\alpha) = \{\&x \mid x \in var(\alpha) \wedge addrTaken(\&x)\} \quad (9)$$

Computing aliases. Aliasing and typing relations are both computed by the equations $Ain_n/Aout_n$ which are forward data flow equations. Symmetric and transitive closure of alias relationships is handled internally. We do not clutter the equations to represent the same.

We generate alias relationship between ℓ and r of a statement n when demand for $\bar{\ell}_n$ has been raised or when alias relationship for \bar{r}_n has been computed as shown in the Equation 12 for $Agen_n$. We perform weak update and kill alias relationship only when ℓ_n is of the form x as shown in Equation 13 for $Akill_n$.

$$Ain_n = \begin{cases} BI & n \text{ is } Start_p \\ \bigcup_{p \in pred(n)} Aout_p & \text{otherwise} \end{cases} \quad (10)$$

$$Aout_n = (Ain_n - Akill_n) \cup Agen_n \quad (11)$$

$$Agen_n = \{\bar{\ell}_n \times \bar{r}_n \mid \bar{\ell}_n \subseteq Dout_n \vee Ain_n(\bar{r}_n) \neq \{\bar{r}_n\}\} \quad (12)$$

$$Akill_n = \{(\ell_n, \alpha) \mid \ell_n \equiv x \wedge \alpha \neq \ell_n\} \quad (13)$$

Lifting the Analysis to Interprocedural Level. We perform context insensitive analysis where for indirect calls arising from function pointers, we identify the potential callees using the points-to analysis performed by GCC; and for indirect calls involving virtual functions, we identify potential callees on-the-fly with the help of alias information computed by our analysis.

3.3 Enhancing Precision and Efficiency Even Further

Precision can be further improved in case of type-based abstraction by maintaining an object store, which records the objects accessed by an analysis. Efficiency can be improved by seeking for only used pointers. We discuss these improvements regarding precision and efficiency in this section.

Computing the object store. The use of object store enhances the precision by ensuring that type-based abstraction does not include irrelevant objects. It also enhances the efficiency of the analysis by ignoring the statements that do not involve relevant objects. While propagating a demand, a statement is considered relevant when we compute $Dgen$ for it as depicted in Equation 5. If the access expression is of the form $\&a$ or $a.f$, its abstract name does not depend on the alias relationship. Instead, the abstract name is computed based on the types of the objects as shown in Table 1. We thus maintain a record of objects being accessed by a statement to avoid generating abstract names for objects other than the ones recorded in the object store. Figure 3 depicts the precision gain achieved by recording objects from the relevant access expressions.

Seek for only used pointers. In our motivating example shown in Figure 1 (a), we seek for pointers for $\&z$ using our proposed speculation. We end up identifying that both p and q points-to z . As q is not used in the program, it will not influence the typing relation T . It is a redundant aliasing relation computed. We can eliminate computation of such redundant aliasing relations by maintaining a store of the pointers involved in indirect assignments. As p is involved in indirect assignment on line 15, it will be recorded in the store. When we seek to find pointers to $\&z$, we can now consider the statement in line 04 involving p and eliminate considering the statement in line 03 involving q . This will not have any effect on the precision but will make the analysis efficient by eliminating unnecessary information from the points-to graph.

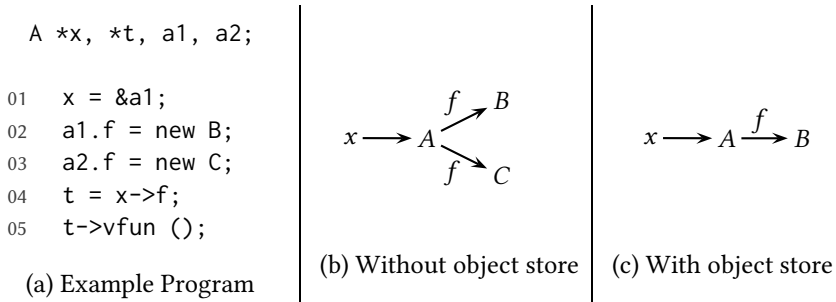


Fig. 3. Illustrating precision gain with the use of an object store. Abstract names for both the access expressions $a1.f$ and $a2.f$ is $A.f$. Without an object store, both the access expressions will be considered, resulting in the points-to graph as shown in (b). If we record the objects accessed with respect to demand x , only $a1$ will belong to the object store. Thus, statement 3 can be considered irrelevant; resulting in a precise points-to graph as shown in (c).

4 FORMALIZING THE SOLUTIONS OF BIDIRECTIONAL ANALYSES

Unlike a flow-insensitive analysis, a flow-sensitive analysis relies on the direction of control flow and can be either *unidirectional* or *bidirectional*. A unidirectional analysis may be

- a *forward* analysis in which the information flows along the control flow i.e., the data flow values of a node are influenced by its ancestors (e.g. when computing alias information), or
- a *backward* analysis in which the information flows against the control flow i.e., the data flow values of a node are influenced by its descendants (e.g. when computing demands).⁴

In a bidirectional flow analysis, the data flow values at a node are influenced by both ancestors as well as descendants. Some examples of analyses that are recognized as bidirectional analyses are: partial redundancy elimination [55] and its many variants, type inferencing [23, 39], and liveness based points-to analysis [41].

Interestingly, almost all demand-driven methods that compute flow-sensitive information, are inherently bidirectional because demands are raised and propagated against control flow whereas the requisite information that satisfies the demands is discovered along the control flow. Yet, barring the liveness-based points-to analysis [41], most demand-driven methods have not been looked at as bidirectional analyses in the sense that the bidirectional dependency has been realised through an algorithm rather than a declarative specification of the dependencies in terms of data flow equations. Thus, in over two decades of their existence, they have been viewed as efficient versions of algorithms devised to compute only the information required to meet a given set of demands. We lift these bidirectional dependencies from within demand-driven algorithms to the specifications of analyses that the algorithms compute.

We formalize bidirectional dependencies by

- defining a data flow value X to contain multiple components distinguishing between the data flow information reaching a node from ancestors, descendants, or other nodes.
- extending the concept of a *meet over paths* solution (*MoP*) to the desired result of a bidirectional analysis, and
- showing that the *maximum fixed point* solution (*MFP*) computed using the data flow equations defining a bidirectional analysis, is a sound approximation of the corresponding *MoP*.

⁴Ancestors and descendants represent the transitive closures of *pred* and *succ* relations, respectively.

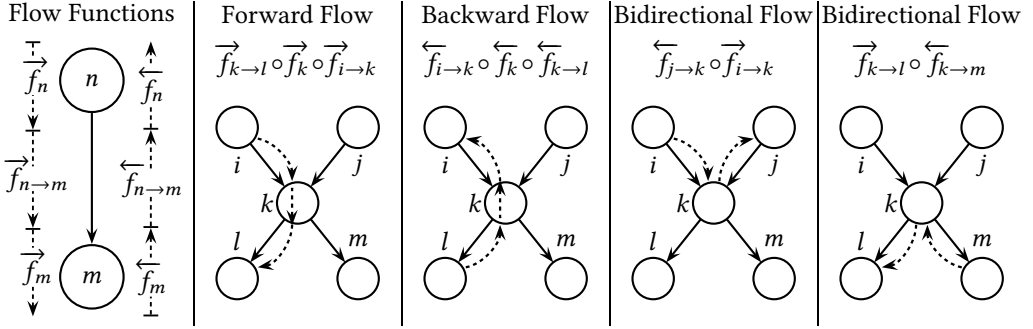


Fig. 4. Modelling General Flow Functions and General Flows Using Information Flow Paths [37]

Section 4.1 provides a big picture view of bidirectional dependencies. Section 4.2 formalizes the control flow paths used for defining solutions of a bidirectional analysis whereas Section 4.3 defines the *MoP* and *MFP* solutions in terms of generic flow functions and shows the relationship between them.

4.1 The Big Picture View of Bidirectional Dependencies

In this section we present the big picture view of bidirectional dependencies.

4.1.1 Modelling Bidirectional Flows. Bidirectional dependencies can be explained by making a distinction between a *node flow function* and an *edge flow function* [36–38]. Besides, a distinction is also made between a *forward flow function* and a *backward flow function* as shown in Figure 4. This leads to the following basic flow functions:

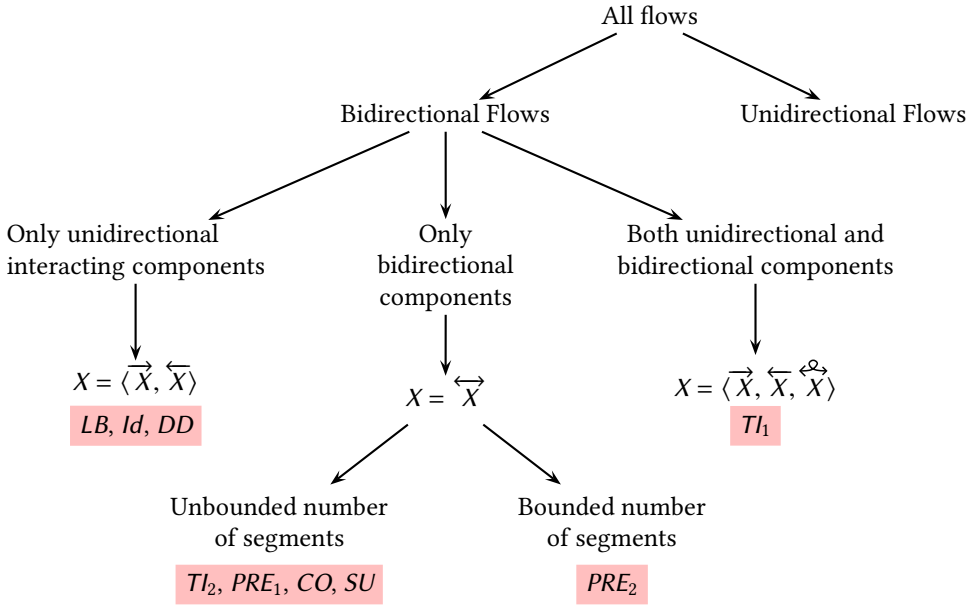
- a forward flow function \vec{f}_n for node n , is used to compute Out_n from In_n ,
- a backward flow function \overleftarrow{f}_n for node n , is used to compute In_n from Out_n ,
- a forward flow function $\vec{f}_{n \rightarrow m}$ for edge $n \rightarrow m$ is used to compute In_m from Out_n , and
- a backward flow function $\overleftarrow{f}_{n \rightarrow m}$ for edge $n \rightarrow m$ is used to compute Out_n from In_m .

If a particular dependency does not exist in an analysis, the corresponding flow function is defined to compute the \top value of the lattice. Since $X \sqcap \top = X$ for every X , this correctly models the absence of the dependency. As illustrated in Figure 4, this facilitates modelling all kinds of flows.

We use this model for characterizing flows in terms of edges traversed in the control flow graph by explicating the edge flow functions but leaving the node flow functions implicit; given two adjacent edges, the common node between them is known and the associated node flow function can be inferred as is evident from Figure 4. Hence we use the following notation:

\vec{e}	Traversal of edge e along the control flow for applying the edge flow function \vec{f}_e .
\overleftarrow{e}	Traversal of edge e against the control flow for applying the edge flow function \overleftarrow{f}_e .

A contiguous sequence of flows in the same direction is called a *segment* [13, 37]. Thus, a sequence of \vec{e} is a forward segment whereas a sequence of \overleftarrow{e} is a backward segment. By definition, a segment does not allow mixing \vec{e} and \overleftarrow{e} . The flows in unidirectional analyses consist of a single unbounded segment described by the regular expressions $(\vec{e})^+$ or $(\overleftarrow{e})^+$. The flows in bidirectional analysis consist of an unbounded number of unbounded segments described by the regular expression $(\vec{e}|\overleftarrow{e})^+$.



List of bidirectional analyses

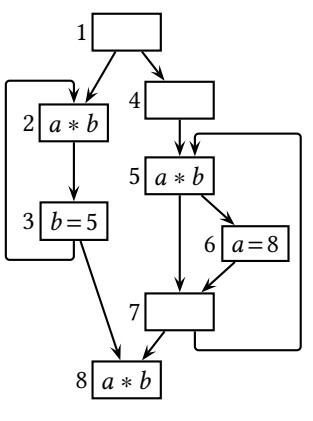
- LB Liveness based points-to analysis [41].
- Id Our proposed demand-driven method.
- DD Other demand-driven points-to/alias analyses [25, 68, 72, 73, 75, 85]. There are many other demand-driven analysis that we do not cite here.
- Tl1 Type inferencing with multiple components [39, 70].
- Tl2 Type inferencing with a single component [23].
- PRE1 Variants of partial redundancy elimination without edge splitting [13, 36, 37, 55].
- PRE2 Variants of partial redundancy elimination with edge splitting or edge placement [8, 12, 14–16, 19, 20, 26, 36, 38, 44–48, 60, 81].
- CO Coalescing used in bottom-up points-to analysis [24].
- SU Stack usage optimization [23, 67].

Fig. 5. The big picture view of data flow analysis. The corresponding analyses are listed in the pink boxes.

In order to explain all kinds of flows precisely we define a data flow value of node n , X_n , to possibly contain multiple components using the following notation:

\vec{X}_n	Forward component of X_n representing the information generated in ancestors of n .
\overleftarrow{X}_n	Backward component of X_n representing the information generated in descendants of n .
\overleftrightarrow{X}_n	Cross-over component of X_n representing the information generated in other nodes.
\overleftrightarrow{X}_n	Universal component of X_n representing the information generated in ancestors, descendants, or other nodes.

The values of the components \vec{X} , \overleftarrow{X} , and \overleftrightarrow{X} are interdependent. For example, demands (the value of \overleftarrow{X} component) govern the aliases (the value of \vec{X} component) which in turn decide what



No occurrence of $a * b$ can be hoisted. The occurrences of $a * b$ in nodes 2 and 8 cannot be hoisted into node 3. Hence the occurrence of node 8 cannot be hoisted into node 7. This suppresses the hoisting of $a * b$ from node 5.

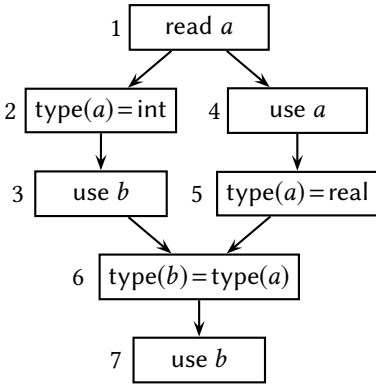
The effect of $In_2 = 0$ reaches In_5 along the path I_2, O_3, I_8, O_7, I_5 which can be described by the sequence $\overleftarrow{e}, \overrightarrow{e}, \overleftarrow{e}, \overrightarrow{e}$. It does not correspond to any control flow path.

Fig. 6. Information flows in PRE. We use the data flow equations with only Pavin as the CONST term [13, 37].

further demands should be raised. The cross-over component \overleftrightarrow{X} represents a flow from one segment into another. The universal component \overleftrightarrow{X} models the analyses that make no distinction between the forward, backward, or cross-over components, and the same data flow value is propagated in all directions. This component subsumes the other three components and hence appears exclusively rather than in combination with other components. These components cover all data flows reported in the literature as illustrated in Figure 5. The flow of these components is illustrated in Figure 4. For convenience, we name edges $i \rightarrow k \equiv e_{ik}$, $j \rightarrow k \equiv e_{jk}$, $k \rightarrow l \equiv e_{kl}$, and $k \rightarrow m \equiv e_{km}$.

- The flow of unidirectional components is restricted to the designated directions along the control flow paths.
In the forward component, the information flows from node i to k and then to l . This is described by the sequence $\overrightarrow{e}_{ik}, \overrightarrow{e}_{kl}$ which forms a subpath of a control flow path. Similarly in the backward component, the information flows from l to k and then to i . It is described by the sequence $\overleftarrow{e}_{kl}, \overleftarrow{e}_{ik}$ which also coincides with a control flow path (although against the control flow).
- The flow of cross-over and universal components is *not* restricted to the control flow paths. The cross-over component is highlighted under bidirectional flow where the information flows from i to k and then to j or from m to k and then to l . In the first case, information flow is described by the sequence $\overrightarrow{e}_{ik}, \overleftarrow{e}_{jk}$ which does not coincide with any control flow path. In the second case, information flow is described by the sequence $\overleftarrow{e}_{km}, \overrightarrow{e}_{kl}$ which also does not coincide with any control flow path.

The k -tuple framework [53] classifies information reaching along different sources. This generalization allows modelling information flows along edges other than control flow edges (such as dependence edges or synchronization edges for concurrency). Although this framework can also be used for bidirectional flows, their notion of separate components in the tuples is not necessarily related to the direction of flows. As a consequence, their formulation for PRE is ad hoc (explained later in Section 4.1.3). Further, there is no definition of *MoP*. We distinguish between forward and backward components explicitly and generalize the notion of control flow paths to define *MoP* for bidirectional flows.

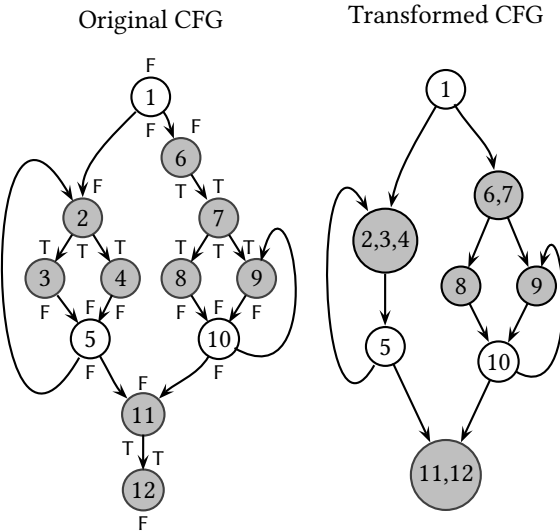


The statements in nodes 2, 5, and 6 model type constraints. Other statements do not influence types. We show the types for use and read statements in the form $\langle \vec{X}, \overleftarrow{X}, \overleftrightarrow{X} \rangle$ by abbreviating int by i and real by r.

Node	Types of variable a	Types of variable b
1	$\langle \emptyset, \{i, r\}, \{i, r\} \rangle$	$\langle \emptyset, \{i, r\}, \{i, r\} \rangle$
3	$\langle \{i\}, \emptyset, \{r\} \rangle$	$\langle \emptyset, \{i, r\}, \{i, r\} \rangle$
4	$\langle \emptyset, \{r\}, \{i\} \rangle$	$\langle \emptyset, \{i, r\}, \{i, r\} \rangle$
7	$\langle \{i, r\}, \emptyset, \emptyset \rangle$	$\langle \{i, r\}, \emptyset, \emptyset \rangle$

For variable a , type r reaches node 3 as part of cross-over component along the path O_5, I_6, O_3 . Similarly, type i reaches node 4 along the path I_2, O_1, I_4 .

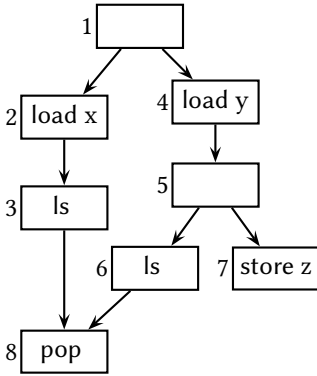
Fig. 7. An example of flow-sensitive type inferencing. We present a slightly spruced up modelling of the analysis [39]. At the end of the analysis, an empty set indicates no information and can be interpreted suitably depending upon the application of the analysis.



- The shaded nodes in the original graph are candidate nodes for coalescing with adjacent nodes.
- A node can be coalesced with a predecessor (successor) *only* if it can be coalesced with *all* predecessors (successors). The result of the analysis is marked as true or false for the entry and exit of each node.
- The shaded nodes in the transformed graph are the coalesced nodes. Node 9 cannot be coalesced with 10, so it cannot be coalesced with the other predecessor 7 either. Hence, no successor of 7 can be coalesced with it, leaving 8 out of coalescing. This effect of 10 reaches node 8 along the path O_{10}, I_9, O_7, I_8 .

Fig. 8. An example of coalescing analysis [24]. We present a simplified version by abstracting out the exact need of coalescing and the features that allow a node to be considered for coalescing.

4.1.2 Illustrating Bidirectional Dependencies. We illustrate bidirectional dependencies for partial redundancy elimination (aka PRE) [13, 37] in Figure 6, for type inferencing of flow-sensitive types in Figure 7, for coalescing analysis in Figure 8, and for stack based code optimization for load-pop pairs in Figure 9. Let I_i and O_i denote the entry and exit points of node i . We refer to the examples of bidirectional analyses presented in Figure 5. PRE (PRE_1), coalescing analysis, stack based (load-pop pair or store-load pair) optimization and type inferencing (TI_2) have only the universal component whereas type inferencing (TI_1) has forward, backward, and the cross-over



The ls (level sequence) nodes represent a sequence of instructions such that these instructions do not affect the stack height and do not consume the values already present in the stack.

The load-pop pair along the control flow path (1, 2, 3, 8) and (1, 4, 5, 6, 8) can be considered for elimination. However, the store in node 7 requires a load in node 4, which in turn makes it mandatory to retain the pop in node 8. Thus, the load in node 2 cannot be eliminated.

The effect that the load in node 2 is mandatory because of node 7, reaches node 2 along the path $I_7, O_5, I_6, O_6, I_8, O_3, I_3, O_2$ which can be described by the sequence $\overleftarrow{e}, \overrightarrow{e}, \overrightarrow{e}, \overleftarrow{e}, \overleftarrow{e}, \overleftarrow{e}, \overleftarrow{e}$. It does not correspond to any control flow path.

Fig. 9. An example of load-pop stack optimization taken from [23, 67].

components. It is easy to see that the flows of universal components and cross-over components do not coincide with the directed paths in a control flow graph. They have been modelled using the concept of *information flow path* which was introduced for PRE [13, 37]. An information flow path is essentially a path in the underlying undirected graph of a control flow graph. It represents a path along which data flow information could flow depending on the nature of dependencies in an analysis. The flow function f_ρ for an information flow path ρ is defined by composing appropriate flow functions for the nodes appearing in ρ as illustrated in Figure 4.

Let Π_n denote the set of control flow paths passing through node n . Then the paths in Π_n are sufficient to compute the values of \overrightarrow{X}_n and \overleftarrow{X}_n . However, they are not sufficient to compute the values of \overleftrightarrow{X}_n and \overleftarrow{X}_n . This is somewhat incompatible with the usual method of establishing soundness of a static analysis which is based on showing that the information that the analysis computes for a node is a conservative approximation of all possible execution paths involving the node; thus the paths in Π_n are sufficient for reasoning about the analyses that have only \overrightarrow{X}_n and \overleftarrow{X}_n . More specifically, we cannot reason about PRE, type inferencing of flow-sensitive types, coalescing analysis or stack based (load-pop pair or store-load pair) optimization by comparing the analysis results with the concrete values seen in the execution traces passing through a given node.

4.1.3 Bidirectional Analyses Reported in the Literature. We classify bidirectional flows into the following categories based on whether they have the cross-over components or not or whether they combine all components into the lone universal component.

- (1) Bidirectional analyses with forward and backward components.

Most demand-driven methods (such as ours) and liveness based flow- and context- sensitive points-to analysis [41] have distinct forward and backward components but no cross-over component: a demand or liveness information flows backwards while alias information or points-to information flows forwards. The general bidirectional flows are described by the regular expression $(\overrightarrow{e}|\overleftarrow{e})^+$; the demand-driven analyses that we know, start with a backward flow and have a restricted regular expression $\overleftarrow{e}(\overrightarrow{e}|\overleftarrow{e})^+$.

Although the regular expression $(\overrightarrow{e}|\overleftarrow{e})^+$ also admits cross-over components where one segment ends and the next segment begins, the reversal in the direction in these analyses is for a

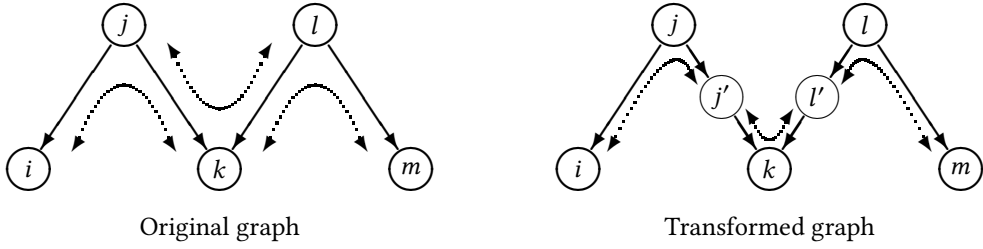


Fig. 10. Edge-splitting

different component. Information in a particular component flows only in a given direction thereby eliminating the need of a cross-over component.

- (2) Bidirectional analyses with forward, backward, and cross-over components.

Type inferencing of flow sensitive types [39, 70] distinguishes between the type reaching a node from its ancestors, descendants, or other nodes. These flows are described by the regular expression $(\vec{e} | \overleftarrow{e})^+$. This analysis is illustrated in Figure 7.

- (3) Bidirectional analyses with the lone universal component.

All variants of PRE have both forward and backward flows but the same information flows in both directions. Further, most variants of PRE and the analyses inspired by PRE, have some form of restriction as explained below (a more detailed discussion of this class of analyses can be found in [38]).⁵

- (a) The original PRE [55] has unbounded backward segments but the forward segments contain at most one edge because the forward node flow function \vec{f}_n is defined to compute \top in PRE (the value on Out_n does not depend on that of In_n). Thus, the flows in PRE can be described by the regular expression $((\overleftarrow{e})^+ \cdot (\vec{e})^k)^+$ where k is 0 or 1 [13, 36, 37]. Since the length of forward segments is bounded, this analysis has also been called a *mostly backwards* analysis [15]. In spite of a bounded forward segment, the number of segments in this analysis remains unbounded.

The k -tuple framework [53] distinguishes between the information reaching along forward and backward edges for PRE. This classification is ad hoc in the case of PRE as the information at the entry of a node not only depends on the information reaching along forward edges but it also depends on the information at the exit of the node. Since the information at the entry depends on the information flowing along both, forward and backward edges, distinction between the information coming along different sources is redundant.

- (b) Coalescing analysis [24] tries to find out the nodes in a control flow graph that can be merged together to eliminate redundant control flow for summarizing a procedure for a bottom-up flow- and context-sensitive points-to analysis. It contains only edge flow functions but no node flow functions. Hence each segment has exactly one edge and the flows can be described by the regular expression $(\overleftarrow{e} \cdot \overleftarrow{e})^+ | (\overleftarrow{e} \cdot \vec{e})^+$.

- (c) Stack based IR (such as byte code) has instructions such as load x (push the value of x into the top of the stack), store x (pop the top of the stack and store the value into x), and pop (discard the top of the stack). This creates the possibility of optimizing the code to eliminate redundant load-pop or store-load pairs [23, 67] This decision to eliminate

⁵This is admittedly an old reference but there has not been much work in this direction of late.

instructions requires the information to flow to all program nodes and its flows can be described by the regular expression $(\vec{e}|\overleftarrow{e})^+$.

Similarly, type inferencing [23] has universal component and the type information flows to all program nodes. This flow is also described by the regular expression $(\vec{e}|\overleftarrow{e})^+$.

(d) There is a plethora of investigations inspired by PRE that have tried to bound the number of segments in an attempt to perform the analysis using a fixed number of cascaded forward and backward analyses. These investigations were motivated by the belief that most bidirectional analyses can be solved using a bounded sequence of unidirectional flows [56]. These investigations used the following two approaches that are different but achieve the same effect (see [38] for more details):

- Modifying the control flow graph using *edge-spitting* [36, 38]. Let an edge from a fork node (i.e. a node with multiple successors) to a join node (i.e. a node with multiple predecessors) be called a *critical edge*. A large body of work is based on modifying the control flow graph by splitting critical edges by inserting a node thereby replacing the edge by a sequence of two edges as shown in Figure 10. Since the forward segments are restricted to a single edge, this has the effect of prohibiting a backward segment after a forward segment thereby bounding the number of segments. Here we merely cite the papers that use this idea [8, 15, 19, 20, 26, 44–48, 81].
- Modifying the dependencies using *edge-placement*. The idea is to place some computations along edges instead of inserting them in the existing nodes. Effectively, this amounts to splitting the chosen edges. The main difference is that in this approach, the edges are not split a-priori before the analysis but are split on demand after the analysis. Again, we merely cite the papers here [12, 14, 16, 60] that use edge-placement.

Observe that edge-splitting (or edge-placement) reduces PRE to a bounded sequence of cascaded unidirectional analyses because it does not have all the four flow functions. Hence the number of segments in the flows is bounded. It is easy to see that this transformation will not reduce other reported bidirectional flows to a bounded sequence of unidirectional analyses unless some segment is bounded.

4.2 Defining Control Flow Paths for Bidirectional Data Flow Analysis

The classical definition of the meet-over-paths solution (*MoP*) is as follows [36, 43, 57]:

$$\forall n \in \Sigma : \quad MoP(n) = \bigsqcap_{\rho \in Paths(n)} f_{\rho}(BI)$$

where Σ represent the set of all nodes in program \mathcal{P} , BI (short for Boundary Information) denotes the external data flow information reaching the procedure from its calls, $Paths(n)$ denotes the set of control flow paths reaching n , and f_{ρ} represents the composition of the flow functions of the nodes appearing on path ρ .

Intuitively, $MoP(n)$ represents the greatest lower bound of the data flow information that can reach node n along all paths that involve n . We use the following notation for denoting sets of paths involving node n

$\vec{\Pi}_n$ The set of control flow paths from <i>Start</i> to the entry of node n . $\overleftarrow{\Pi}_n$ The set of control flow paths from the exit of node n to <i>End</i> .

In the presence of loops, nodes could appear multiple times in a control flow paths. Hence, node n could occur in paths in $\vec{\Pi}_n$ and $\overleftarrow{\Pi}_n$. Then, $MoP(n)$ for forward flows is defined using the paths in $\vec{\Pi}_n$ whereas $MoP(n)$ for backward flows is defined using the paths in $\overleftarrow{\Pi}_n$. For bidirectional flows,

$MoP(n)$ could be defined in a similar manner provided $Paths(n)$ can be defined unambiguously because bidirectional flows require both kinds of paths (i.e. paths in $\vec{\Pi}_n$ and $\overleftarrow{\Pi}_n$).

Since most bidirectional methods (and in particular, demand-driven methods) do not have a cross-over component, we do not use information flow paths which are defined in terms of the paths in the underlying undirected graph of the control flow graph. Instead, we model the computation of forward and backward components of a data flow value by defining the concept of a *qualified control flow path* involving node n in terms of paths from *Start* to the entry of n and from the exit of n to *End*. Formally,

$$\begin{aligned} \Pi_n &= \left\{ \left(\vec{\rho}, n, \overleftarrow{\rho} \right) \mid \vec{\rho} \in \vec{\Pi}_n, \overleftarrow{\rho} \in \overleftarrow{\Pi}_n \right\} \\ \text{pred} \left(\left(\vec{\rho}, n, \overleftarrow{\rho} \right), n \right) &= \text{last node in } \vec{\rho} \\ \text{succ} \left(\left(\vec{\rho}, n, \overleftarrow{\rho} \right), n \right) &= \text{first node in } \overleftarrow{\rho} \end{aligned} \quad (14)$$

With this view, a qualified path $\rho \in \Pi_n$ corresponds to a particular occurrence of node in the underlying unqualified control flow path. Consider two qualified control flow paths ρ_1 and ρ_2 such that $\rho_1 = (1, 2, \overrightarrow{3}, 5, \overleftarrow{2}, 4, 5, 6)$ and $\rho_2 = (\overrightarrow{1}, 2, 3, 5, \overrightarrow{2}, 4, 5, \overleftarrow{6})$. Both ρ_1 and ρ_2 correspond to the same underlying control flow path $(1, 2, 3, 5, 2, 4, 5, 6)$. However, ρ_1 is used for computing the data flow information reaching the first occurrence of node 5 in the underlying control flow path whereas ρ_2 is used for computing the data flow information reaching the second occurrence of node 5. Also, $\text{pred}(\rho_1, 5) = 3$, $\text{succ}(\rho_1, 5) = 2$, $\text{pred}(\rho_2, 5) = 4$, and $\text{succ}(\rho_2, 5) = 6$. Note that we overload the pred and succ functions such that $\text{pred}(n)$ returns a set of predecessors for node n in a program \mathcal{P} whereas, $\text{pred}(\rho, n)$ returns a predecessor of node n along a path $\rho \in \Pi_n$.

If we model type inferencing without the cross-over component as $X = \langle \vec{X}, \overleftarrow{X} \rangle$, we could use our definition of qualified control flow paths instead of information flow paths. However, in case of PRE and coalescing we need to use information flow paths.

We uniformly use the qualified control flow paths with the notation $\rho \in \Pi_n$ leaving it implicit that the forward flows would use the forward component $\vec{\rho}$ of ρ whereas the backward flows would use the backward component $\overleftarrow{\rho}$.

For our analysis, we assume that only *End* statement contains a virtual call statement and other statements in ρ are only pointer assignment statements. The statements other than pointer assignments can be modelled by a *skip* statement for alias analysis and hence can be effectively removed from ρ .

4.3 Defining MoP and MFP for Bidirectional Data Flow Analysis

This section defines the *MoP* for bidirectional flows. This definition is a generalization of the original definition for unidirectional flows [36, 43] but is different from the definition based on information flow paths [37] in that it excludes the cross-over components.

Let the initialization for a program \mathcal{P} be described by vector $\mathbf{I} = (BI_{Start}, \top, \top, \dots, BI_{End})$. The initialization for node n is denoted by I_n ⁶. The vector of data flow values is denoted by \mathbf{X} and the data flow value for node n is denoted by X_n . X_n can contain multiple components depending on the analysis it is defined for. In general, it represents the values at the entry and exit of a node, modelled as $X_n = (Xin_n, Xout_n)$. For a bidirectional analysis such as demand-driven alias analysis, we define $Xin_n = (Ain_n, Din_n)$ and $Xout_n = (Aout_n, Dout_n)$. We use such a modelling in the further sections.

⁶ Note that we represent vectors in boldface (e.g. \mathbf{I}, \mathbf{X}) and an element in the vector using sans-serif and italicized font (e.g. I_n, X_n).

Let $X_n^{\mathcal{P}}$ represent the final value at program point n across all paths involving n in program \mathcal{P} . It is the *MFP* solution for program \mathcal{P} . Let X_n^ρ represent the final value at program point n along the qualified control flow path $\rho \in \Pi_n$; it is used for computing *MoP* solution by merging values along all paths in Π_n . The corresponding intermediate values computed in step $i > 0$ are denoted by $X_n^{\mathcal{P}, i}$ and $X_n^{\rho, i}$. Step i computes values for all the nodes $n \in \Sigma$ i.e. the entire vector $X^{\mathcal{P}, i}$ and $X^{\rho, i}$ using the values of $X^{\mathcal{P}, i-1}$ and $X^{\rho, i-1}$, $i > 0$.

$X_n^{\mathcal{P}, i}$ and $X_n^{\rho, i}$ are computed by applying flow function f_n as follows:

$$\begin{aligned} X_n^{\mathcal{P}, 0} &= I_n \\ \forall i > 0, X_n^{\mathcal{P}, i} &= \prod_{\substack{p \in \text{pred}(n) \\ s \in \text{succ}(n)}} f_n \left(X_p^{\mathcal{P}, i-1}, X_s^{\mathcal{P}, i-1} \right) \end{aligned}$$

Similarly,

$$\begin{aligned} X_n^{\rho, 0} &= I_n \\ \forall i > 0, X_n^{\rho, i} &= f_n \left(X_p^{\rho, i-1}, X_s^{\rho, i-1} \right) \quad \text{where } p = \text{pred}(\rho, n) \text{ and } s = \text{succ}(\rho, n) \end{aligned}$$

Intuitively, the main difference between *MFP* and *MoP* is that *MoP* does not merge data flow values at the intermediate program points whereas *MFP* does. We use the superscript “*op*” for the former and “*fp*” for the latter.

$$X_n^{\text{fp}} = X_n^{\mathcal{P}} \tag{15}$$

$$X_n^{\text{op}} = \prod_{\rho \in \Pi_n} X_n^\rho \tag{16}$$

Since $X_n = (X_{in_n}, X_{out_n})$, meet for X_n^{op} is defined over the components as described below.

$$\begin{aligned} X_{in_n}^{\text{op}} &= \prod_{\rho \in \Pi_n} X_{in_n}^\rho \\ X_{out_n}^{\text{op}} &= \prod_{\rho \in \Pi_n} X_{out_n}^\rho \end{aligned}$$

Note that $X_{in_n}^{\text{op}}$ and $X_{out_n}^{\text{op}}$ are pairs of forward and backward components.

LEMMA 1. $\forall n \in \Sigma, \forall \rho \in \Pi_n, \forall i \geq 0, X_n^{\mathcal{P}, i} \sqsubseteq X_n^{\rho, i}$

PROOF. We prove the lemma by inducting on steps i required for computing the solution. Termination in a finite number of steps is ensured by the fact that our flow functions are monotonic and all strictly descending chains in the lattice are finite.

The base case for induction is step 0 where value for all nodes are initialized to I_n for both $X_n^{\mathcal{P}, 0}$ and $X_n^{\rho, 0}$ for all n and all ρ . Thus the base case trivially holds.

For the inductive hypothesis, assume that the lemma holds for some step k . Then,

$$\forall n \in \Sigma, \forall \rho \in \Pi_n, X_n^{\mathcal{P}, k} \sqsubseteq X_n^{\rho, k}$$

For the inductive step of the proof, consider an arbitrary node n in an arbitrary qualified control flow path ρ such that p is a predecessor of n in ρ and s is a successor of n in ρ .

$$\begin{aligned} \chi_n^{\mathcal{P}, k+1} &= \prod_{\substack{q \in \text{pred}(n) \\ r \in \text{succ}(n)}} f_n \left(\chi_q^{\mathcal{P}, k}, \chi_r^{\mathcal{P}, k} \right) \\ \chi_n^{\rho, k+1} &= f_n \left(\chi_p^{\rho, k}, \chi_s^{\rho, k} \right) \\ \chi_p^{\mathcal{P}, k} &\sqsubseteq \chi_p^{\rho, k} && \text{(inductive hypothesis for } q = p) \\ \chi_s^{\mathcal{P}, k} &\sqsubseteq \chi_s^{\rho, k} && \text{(inductive hypothesis for } r = s) \\ f_n \left(\chi_p^{\mathcal{P}, k}, \chi_s^{\mathcal{P}, k} \right) &\sqsubseteq f_n \left(\chi_p^{\rho, k}, \chi_s^{\rho, k} \right) && \text{(applying } f_n) \\ \chi_n^{\mathcal{P}, k+1} &\sqsubseteq \chi_n^{\rho, k+1} \end{aligned}$$

Hence the lemma. □

LEMMA 2. $\forall n \in \Sigma, \chi_n^{fp} \sqsubseteq \chi_n^{op}$

PROOF. Follows from Definitions (15), (16) and Lemma 1. □

5 DEFINING MFP AND MOP FOR OUR METHOD

In this section, we instantiate the *MFP* and *MoP* defined for general bidirectional problems in Section 4.3, to our demand-driven alias analysis.

Let \mathbf{A} and \mathbf{D} denote the vectors of demand and alias data flow values associated with all nodes (program points) in the control flow graph. In general, \mathbf{A} includes both *Ain* and *Aout* values, and \mathbf{D} includes both *Din* and *Dout* values. Our algorithm computes a pair (\mathbf{A}, \mathbf{D}) as the maximum fixed point of function $\mathcal{F} : \mathbf{A} \times \mathbf{D} \rightarrow \mathbf{A} \times \mathbf{D}$ which is defined in terms of mutually recursive functions $\mathcal{D} : \mathbf{A} \times \mathbf{D} \rightarrow \mathbf{D}$ and $\mathcal{A} : \mathbf{A} \times \mathbf{D} \rightarrow \mathbf{A}$ that compute \mathbf{D} and \mathbf{A} , respectively.

$$\begin{aligned} (\mathbf{A}, \mathbf{D}) &= \mathcal{F}(\mathbf{A}, \mathbf{D}) \\ \mathbf{A} &= \mathcal{A}(\mathbf{A}, \mathbf{D}) \\ \mathbf{D} &= \mathcal{D}(\mathbf{A}, \mathbf{D}) \end{aligned}$$

We require \mathcal{D} and \mathcal{A} to be monotonic. As is usual in data flow analysis, we distinguish between the *MFP* (maximum fixed point) and *MoP* (meet over paths) solutions. We use the superscript “*fp*” for the former and “*op*” for the latter.

$$\begin{aligned} \mathbf{A}^{fp} &= \mathcal{A}^{fp}(\mathbf{A}^{fp}, \mathbf{D}^{fp}) \\ \mathbf{D}^{fp} &= \mathcal{D}^{fp}(\mathbf{A}^{fp}, \mathbf{D}^{fp}) \\ \mathbf{A}^{op} &= \mathcal{A}^{op}(\mathbf{A}^{op}, \mathbf{D}^{op}) \\ \mathbf{D}^{op} &= \mathcal{D}^{op}(\mathbf{A}^{op}, \mathbf{D}^{op}) \end{aligned}$$

Note that *MFP* is a fixed point computation of the data flow values over a control flow graph. Let γ_n and δ_n denote the node level flow functions for computing aliases and demands respectively. We instantiate the *MFP* for general bidirectional problems in Section 4.3. Then, $\forall n \in \Sigma$, the *MFP* solution (A_n^{fp}, D_n^{fp}) is computed as follows:

$$\chi_n^{fp} = (A_n^{fp}, D_n^{fp}) = (A_n^{\mathcal{P}}, D_n^{\mathcal{P}}) \quad (17)$$

where,

$$\begin{aligned} A_n^{\mathcal{P}, 0} &= \top \\ D_n^{\mathcal{P}, 0} &= \top \\ \forall i > 0, A_n^{\mathcal{P}, i} &= \prod_{\substack{p \in \text{pred}(n) \\ s \in \text{succ}(n)}} \gamma_n \left(A_p^{\mathcal{P}, i-1}, D_s^{\mathcal{P}, i-1} \right) \end{aligned} \quad (18)$$

$$\forall i > 0, D_n^{\mathcal{P}, i} = \prod_{\substack{p \in \text{pred}(n) \\ s \in \text{succ}(n)}} \delta_n \left(A_p^{\mathcal{P}, i-1}, D_s^{\mathcal{P}, i-1} \right) \quad (19)$$

We instantiate the *MoP* for general bidirectional problems in Section 4.3. Then, $\forall n \in \Sigma$, the *MoP* solution $(A_n^{\text{op}}, D_n^{\text{op}})$ is computed as follows:

$$\chi_n^{\text{op}} = (A_n^{\text{op}}, D_n^{\text{op}}) = \left(\prod_{\rho \in \Pi_n} A_n^\rho, \prod_{\rho \in \Pi_n} D_n^\rho \right) \quad (20)$$

where, for a path $\rho \in \Pi_n$,

$$A_n^\rho = \begin{cases} BI & n \text{ is Start} \\ \gamma_n \left(A_p^\rho, D_s^\rho \right) & p = \text{pred}(\rho, n), s = \text{succ}(\rho, n) \end{cases} \quad (21)$$

$$D_n^\rho = \begin{cases} BI & n \text{ is End} \\ \delta_n \left(A_p^\rho, D_s^\rho \right) & p = \text{pred}(\rho, n), s = \text{succ}(\rho, n) \end{cases} \quad (22)$$

Note that aggregated set of demands at node n represented by D_n^{op} may never be used in computing alias information at n along any qualified control flow path. However, every demand in D_n^{op} is necessarily used to compute alias information at n along some qualified control flow path.

6 SOUNDNESS PROOF

In this section, we prove the soundness of our demand-driven alias analysis algorithm (*ld*).

Consider a program \mathcal{P} with a virtual function call of the form⁷ $x \rightarrow \text{vfun}()$ at a node v . Then, the objective of our analysis is to compute a sound approximation of all aliases of x at v considering all possible executions of the program. We formalize this notion below.

Following the notational convention introduced in the previous section, let A_n^{ld} denote the set of aliases computed by algorithm *ld* at an arbitrary node n of the program \mathcal{P} . Similarly, let D_n^{ld} denote the set of access expressions for which demands are raised at node n , when executing algorithm *ld*. By abuse of notation, we also use A_n^{cm} to denote the alias information computed in the concrete memory at n . Note that this implies $\forall n \in \Sigma, A_n^{\text{cm}} = \prod_{\rho \in \Pi_n} A_n^{\text{cm}, \rho}$.

We define function *Restrict* (A, D) to restrict alias information in A to the demands in D . Since, $A = (A_{\text{in}}, A_{\text{out}})$ and $D = (D_{\text{in}}, D_{\text{out}})$, function *Restrict* is computed component-wise to yield a pair $(A_{\text{in}}, A_{\text{out}})$. Formally, we define it as

$$\text{Restrict} (A, D) = (\{(a, b) | a \in D_{\text{in}}, (a, b) \in A_{\text{in}}\}, \{(a, b) | a \in D_{\text{out}}, (a, b) \in A_{\text{out}}\}) \quad (23)$$

As an example, if $A_{\text{in}} = \{(d_1, a_1), (d_2, a_2)\}$, $A_{\text{out}} = \{(d_1, a_3), (d_2, a_4)\}$, $D_{\text{in}} = \{d_1\}$ and $D_{\text{out}} = \{d_2\}$, then $\text{Restrict} (A, D) = (\{(d_1, a_1)\}, \{(d_2, a_4)\})$.

⁷We assume that all calls are normalized to the form $x \rightarrow \text{vfun}()$ by introducing temporary variables, if the need be.

Definition 6.1. An alias analysis algorithm AA is *sound for a program \mathcal{P} with respect to a set of demands D_n at node n* iff $\text{Restrict}(A_n^{\text{AA}}, D_n) \sqsubseteq \text{Restrict}(A_n^{\text{cm}}, D_n)$.

Since the end goal of our analysis is to compute the set of all incoming aliases of x at node $v \in \text{origin}$, where $x \rightarrow \text{vfun}()$ is a virtual function call at v , we define the overall soundness of AA as follows.

Definition 6.2. An alias analysis algorithm AA is *sound* iff for every program \mathcal{P} and every node $v \in \text{origin}$ with a virtual function call of the form $x \rightarrow \text{vfun}()$, AA is sound for \mathcal{P} with respect to $D_v = (\{x\}, \emptyset)$.

Note that D_v has two components in general, and we are interested only in the demand x in the component representing the demands at the entry of v .

THEOREM 1. *Algorithm ld is sound.*

PROOF. Let \mathcal{P} be a program of the form discussed in Section 3 and let v be a node in the set *origin*, where $x \rightarrow \text{vfun}()$ is the instruction at v . To prove the theorem, we need to show that $\text{Restrict}(A_v^{\text{ld}}, D_v) \sqsubseteq \text{Restrict}(A_v^{\text{cm}}, D_v)$, where D_v is as in Definition 6.2. We actually show something stronger. Specifically, we prove soundness of ld for \mathcal{P} with respect to the common set of demands \widehat{D}_n that are raised at n , (using equations (21) and (22)) along every qualified control flow path through n . In addition, we show in Lemma 9 that $x \in \text{Din}_v^p$ for every $v \in \text{origin}$ and for every qualified control flow path $\rho \in \Pi_v$. Together, these prove Theorem 1.

In order to establish that $\forall n \in \Sigma, \text{Restrict}(A_n^{\text{ld}}, \widehat{D}_n) \sqsubseteq \text{Restrict}(A_n^{\text{cm}}, \widehat{D}_n)$, we proceed in three steps.

- First, we show in Lemma 4 that our algorithm computes the *MFP* solution for alias information. More formally, $\forall n \in \Sigma, A_n^{\text{ld}} = A_n^{\text{fp}}$.
- Next, we show in Lemma 5 that *MFP* is sound with respect to the *MoP* solution. In other words, $\forall n \in \Sigma, A_n^{\text{fp}} \sqsubseteq A_n^{\text{op}}$.
- Finally, we show in Lemma 7 that the *MoP* solution for aliases is sound with respect to \widehat{D}_n . In other words, $\forall n \in \Sigma, \text{Restrict}(A_n^{\text{op}}, \widehat{D}_n) \sqsubseteq \text{Restrict}(A_n^{\text{cm}}, \widehat{D}_n)$.

Putting the parts together proves the theorem. □

We now discuss in detail the various lemmas used in the proof of Theorem 1.

6.1 Algorithm ld Computes *MFP* Solution

In this section we prove that our flow functions are monotonic and algorithm ld computes *MFP* solution.

LEMMA 3. *Flow functions γ_n and δ_n which computes A and D are monotonic flow functions.*

PROOF. Flow functions γ_n and δ_n computes A and D as shown in Equations 18 and 19. γ_n is defined in terms of A_{in_n} and A_{out_n} (Equations 10 and 11) and δ_n is defined in terms of D_{in_n} and D_{out_n} (Equations 3 and 4).

All the set operations are monotone except the set difference. It is also monotonic for us because $Dkill_n$ (Equation 6) is constant. Function $absName$, identifies abstract names for access expressions appearing in the program, is monotone. Thus function $LDgen_n$ (Equation 7) and $RDgen_n$ (Equation 8) are monotone. Function $Dgen_n$ (Equation 5) is monotone as it is computed using $LDgen_n$ and $RDgen_n$. Thus D_{in_n} and D_{out_n} which are computed using $Dgen_n$ and $Dkill_n$ are monotonic.

Function $Agen_n$ (Equation 12) is monotone. Function $Akill_n$ (Equation 13) is a constant. Thus A_{in_n} and A_{out_n} which are computed using $Agen_n$ and $Akill_n$ are monotonic.

Thus the flow functions γ_n and δ_n are monotonic. □

LEMMA 4. Consider the series $\mathbf{D}^0 \rightsquigarrow \mathbf{A}^0 \rightsquigarrow \mathbf{D}^1 \rightsquigarrow \mathbf{A}^1 \rightsquigarrow \mathbf{D}^2 \rightsquigarrow \mathbf{A}^2 \dots \mathbf{D}^k \rightsquigarrow \mathbf{A}^k$ computed as alternate fixed points by keeping \mathbf{A} constant while computing \mathbf{D} and vice-versa using the following equations:

$$\begin{aligned}\mathbf{D}^i &= \mathcal{D}(\mathbf{A}^{i-1}, \mathbf{D}^i) \\ \mathbf{A}^i &= \mathcal{A}(\mathbf{A}^i, \mathbf{D}^i)\end{aligned}$$

The final fixed points $\mathbf{A}^k, \mathbf{D}^k$ define the maximum fixed point of $\mathcal{F} : \mathbf{A} \times \mathbf{D} \rightarrow \mathbf{A} \times \mathbf{D}$.

PROOF. Lattice for aliases and demands are finite and thus complete lattice. \mathcal{A} and \mathcal{D} are monotone flow functions as discussed in Lemma 3 and computes maximum fixed point starting from $\mathbf{D}^0 = \vec{\emptyset}$ and $\mathbf{A}^0 = \vec{\emptyset}$ which is the \top value of the lattice. The lemma follows from Bekić's theorem [84]. \square

6.2 MFP is a Sound Approximation of MoP

In this section we prove that our algorithm which computes *MFP* solution as discussed in Section 6.1, is a sound approximation of the *MoP* solution.

$$\text{LEMMA 5. } \forall n \in \Sigma, (A_n^{fp}, D_n^{fp}) \sqsubseteq (A_n^{op}, D_n^{op})$$

PROOF. Flow function f_n is modelled as monotonic flow functions γ_n and δ_n (Lemma 3) to compute A and D as shown in 18 and 19. The lemma follows from considering $X = (A, D)$ as shown in equations 17 and 20 in lemma 2. \square

6.3 Function Restrict Distributes Over Meet for Aliases

LEMMA 6. *Function Restrict distributes over meet for aliases.*

PROOF. We show below that function Restrict distributes over \sqcap (which is \cup for aliases). We have formally defined Restrict in Equation 23. For convenience, we prove distributivity considering a single component—it is easy to see that the argument holds for multiple components also.

We first show that $(a, b) \in \text{Restrict} \left(\prod_{i=1}^{\infty} A_i, D \right) \Rightarrow (a, b) \in \prod_{i=1}^{\infty} \text{Restrict} (A_i, D)$ (Equation 24) and then show that $(a, b) \in \prod_{i=1}^{\infty} \text{Restrict} (A_i, D) \Rightarrow (a, b) \in \text{Restrict} \left(\prod_{i=1}^{\infty} A_i, D \right)$ (Equation 25).

$$\begin{aligned}\text{Let } (a, b) &\in \text{Restrict} \left(\prod_{i=1}^{\infty} A_i, D \right) \\ &\Rightarrow a \in D, (a, b) \in \prod_{i=1}^{\infty} A_i && \text{(by definition)} \\ &\Rightarrow a \in D, \exists j, 1 \leq j < \infty, (a, b) \in A_j \\ &\Rightarrow \exists j, 1 \leq j < \infty, (a, b) \in \text{Restrict} (A_j, D) \\ &\Rightarrow (a, b) \in \prod_{i=1}^{\infty} \text{Restrict} (A_i, D) && (24)\end{aligned}$$

$$\begin{aligned}
\text{For the converse, let } (a, b) \in \prod_{i=1}^{\infty} \text{Restrict}(A_i, D) \\
\Rightarrow \exists j, 1 \leq j < \infty, (a, b) \in \text{Restrict}(A_j, D) \\
\Rightarrow \exists j, 1 \leq j < \infty, a \in D, (a, b) \in A_j \\
\Rightarrow a \in D, (a, b) \in \prod_{i=1}^{\infty} A_i \\
\Rightarrow (a, b) \in \text{Restrict}\left(\prod_{i=1}^{\infty} A_i, D\right) \quad (\text{by definition}) \quad (25)
\end{aligned}$$

Hence, Restrict distributes over meet for the alias component. \square

6.4 MoP for Aliases is Sound

The three lemmas in this section form the major part of our soundness proof.

Let $\llbracket \alpha \rrbracket$ represent the runtime location of access expression α in the concrete memory and $\bar{\alpha}$ represents the abstract name of α as computed by our heap abstraction. They are illustrated in Figure 11.

LEMMA 7. *MoP for aliases at node n is sound with respect to D_n .*

PROOF. The lemma is proved by first showing that if we restrict our analysis to a single (arbitrary) qualified control flow path ρ in Π_n , the alias information computed by Equations (21) and (22) soundly approximates the alias information computed in the concrete memory at n when considering the same qualified control flow path. Formally,

$$\forall n \in \Sigma, \forall \rho \in \Pi_n : \text{Restrict}(A_n^\rho, D_n^\rho) \sqsubseteq \text{Restrict}(A_n^{cm, \rho}, D_n^\rho).$$

The above relation is established in Lemma 8. Since $\forall n \in \Sigma, \forall \rho \in \Pi_n : D_n^\rho \sqsubseteq \widehat{D}_n$, where \widehat{D}_n represents the common set of demands along every qualified control flow path through n , it follows that

$$\forall n \in \Sigma, \forall \rho \in \Pi_n : \text{Restrict}(A_n^\rho, \widehat{D}_n) \sqsubseteq \text{Restrict}(A_n^{cm, \rho}, \widehat{D}_n).$$

From monotonicity of the meet operation, we have

$$\forall n \in \Sigma : \prod_{\rho \in \Pi_n} \text{Restrict}(A_n^\rho, \widehat{D}_n) \sqsubseteq \prod_{\rho \in \Pi_n} \text{Restrict}(A_n^{cm, \rho}, \widehat{D}_n).$$

We also know from Lemma 6 that Restrict distributes over meet in its first argument (i.e. aliases). Therefore, we have

$$\forall n \in \Sigma : \text{Restrict}\left(\prod_{\rho \in \Pi_n} A_n^\rho, \widehat{D}_n\right) \sqsubseteq \text{Restrict}\left(\prod_{\rho \in \Pi_n} A_n^{cm, \rho}, \widehat{D}_n\right).$$

By definition, $\forall n \in \Sigma : \prod_{\rho \in \Pi_n} A_n^\rho = A_n^{op}$ and $\forall n \in \Sigma : \prod_{\rho \in \Pi_n} A_n^{cm, \rho} = A_n^{cm}$. Therefore,

$$\forall n \in \Sigma : \text{Restrict}(A_n^{op}, \widehat{D}_n) \sqsubseteq \text{Restrict}(A_n^{cm}, \widehat{D}_n).$$

Hence the lemma is proved. \square

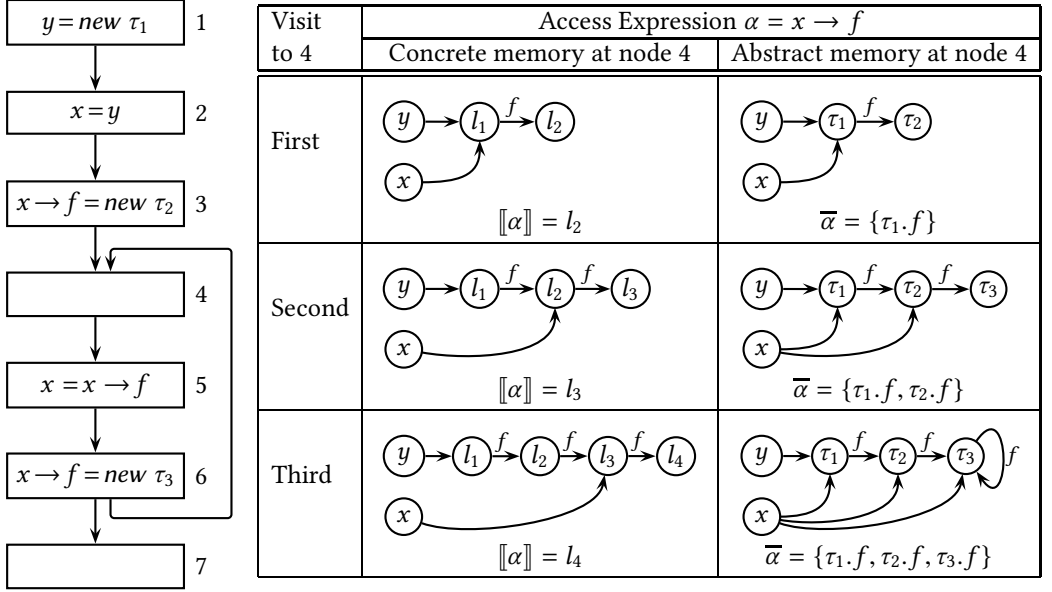


Fig. 11. Illustrating the abstract names and concrete locations of an access expression α , denoted by $\bar{\alpha}$ and $\llbracket \alpha \rrbracket$, respectively. We show the concrete memory and the abstract memory (under type-based abstraction) for different iterations of the loop in the program.

LEMMA 8. *The alias information computed by Equations (21) and (22) soundly approximates the alias information computed in the concrete memory at n when considering the same qualified control flow path.*

PROOF. We show below that the alias information computed in A_n^ρ is a sound approximation of $A_n^{cm,\rho}$. Formally,

$$\forall n \in \Sigma, \forall \rho \in \Pi_n : \text{Restrict}(A_n^\rho, D_n^\rho) \subseteq \text{Restrict}(A_n^{cm,\rho}, D_n^\rho).$$

For convenience, we re-write this proof obligation in the following equivalent form.

$$\forall n \in \Sigma, \forall \rho \in \Pi_n : (\llbracket \alpha \rrbracket, \llbracket \beta \rrbracket) \in A_n^{cm,\rho} \wedge \bar{\alpha} \subseteq D_n^\rho \Rightarrow \bar{\alpha} \times \bar{\beta} \subseteq A_n^\rho \wedge \bar{\alpha} \subseteq D_n^\rho$$

The proof is organized along the following steps:

- Devising a notation for inducting on the forward components of qualified control flow paths.
- Refining the proof obligation to use the data flow values at the exit of a node (i.e. using $Aout_n^{cm,\rho}$ and $Dout_n^\rho$).
- Proving the basis of the induction.
- Proving the inductive step. This step uses the case analysis illustrated in Figure 13.

Consider a qualified control flow path $\rho = (\vec{\rho}, n, \overleftarrow{\rho})$ such that $\vec{\rho}$ contains k assignment statements as illustrated in Figure 12. Statement n is the $k + 1^{th}$ assignment statement in ρ . Consider ρ' obtained by extending $\vec{\rho}$ to include n and remove m from $\overleftarrow{\rho}$. Thus both ρ and ρ' have the same sequence of statements except that the forward and backward components are different. Formally, $\rho' = (\vec{\rho}', m, \overleftarrow{\rho}')$ such that $\text{succ}(\rho, n)$ is m . Thus, $\overleftarrow{\rho} = (m, \overleftarrow{\rho}')$ and $\vec{\rho}' = (\vec{\rho}, n)$ and $\overleftarrow{\rho}'$ contains $k + 1$ assignment statements. When we refer to node n , we use the qualified control flow path ρ ; when

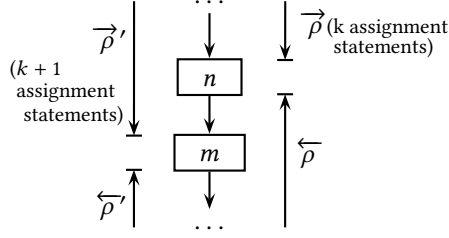


Fig. 12. Illustrating the qualified control flow paths used for induction in Lemma 8

we refer to node m , we use the path ρ' . For ρ' , $Ain_m^{\rho'}$ is same as $Aout_n^{\rho}$ where n is a predecessor of m as described in Figure 12. Computation of Ain along a qualified control flow path is described below.

$$\forall m \in \Sigma, \forall \rho' \in \Pi_m : Ain_m^{\rho'} = \begin{cases} BI & m \text{ is } Start_p \\ Aout_n^{\rho} & n = pred(\rho', m) \end{cases}$$

Since Ain is nothing but the $Aout$ at predecessor along a path, it thus suffices to prove soundness with respect to only $Aout$ as described below.

$$\forall n \in \Sigma, \forall \rho \in \Pi_n : ([\alpha], [\beta]) \in Aout_n^{cm, \rho} \wedge \bar{\alpha} \subseteq Dout_n^{\rho} \Rightarrow \bar{\alpha} \times \bar{\beta} \subseteq Aout_n^{\rho}$$

Note that $Aout_n^{\rho}$ by definition is computed by restricting to $Dout_n^{\rho}$. Thus such a restriction on the right-hand side in the above equation is not necessary and thus not mentioned.

We prove the lemma by induction on the number of assignment statements in the forward component $\vec{\rho}$ of ρ . The basis of the induction contains 0 assignment statement in the forward component of the qualified control flow path. Thus the statement of interest is the first assignment statement and it must be of the form $x = r$ where r is either *new* τ or $\&a$ where a is an object of class τ . For both the cases we have $(x, [r]) \in Aout_n^{cm, \rho}$. For the former case, we have $(x, \&l) \in Aout_n^{cm, \rho}$ where l is the location of the allocated object; for the latter case, we have $(x, \&a) \in Aout_n^{cm, \rho}$. From Equation (12), if $x \in Dout_n^{\rho}$ we have $(x, \bar{r}) \in Aout_n^{\rho}$ where \bar{r} is the abstract name of r . By definition, \bar{r} is an over-approximation of r under type-based abstraction (or allocation-site-based abstraction as defined in abstract name) and hence the basis follows.

For the inductive hypothesis, assume that the lemma holds for a path ρ reaching node n . Path ρ' is obtained by extending $\vec{\rho}$ to include n . We prove the inductive step for statement m in the qualified control flow path ρ' , which is of the form $\ell = r$. Consider $([\alpha], [\beta]) \in Aout_m^{cm, \rho'} \wedge \bar{\alpha} \subseteq Dout_m^{\rho'}$. Now access expressions α and β can take the combinations with respect to ℓ and r as described in Figure 13. We discuss these cases below.

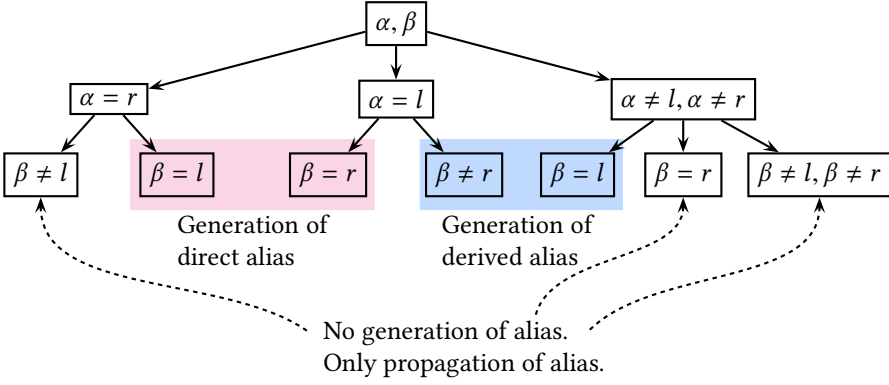
- Generation of direct alias :

$$- \alpha = \ell, \beta = r$$

Since $\bar{\alpha} \subseteq Dout_m^{\rho'}$ demand for r will be raised appropriately. From Equations (5) and (7), if $r \in \{*x, x \rightarrow f\}$ then $\{x, \&x\} \subseteq Dout_n^{\rho}$. If $r \notin \{*x, x \rightarrow f\}$, \bar{r} can be computed directly.

Otherwise, the inductive hypothesis ensures that we have the alias information of x and hence we can compute \bar{r} . From Equation (12), $\bar{\alpha} \subseteq Dout_m^{\rho'} \Rightarrow \bar{\alpha} \times \bar{\beta} \subseteq Aout_m^{\rho'}$.

$$- \alpha = r, \beta = \ell$$



- Cases $(\alpha = r, \beta = \ell)$ and $(\alpha = \ell, \beta = r)$ correspond to aliases $(\bar{\ell} \times \bar{r})$ reaching the exit of node m . These aliases are generated by m directly without using the aliases reaching the entry of m .
- Cases $(\alpha = \ell, \beta \neq r)$ and $(\alpha \neq \ell, \alpha \neq r, \beta = \ell)$ correspond to aliases $(\bar{\ell} \times \bar{\beta})$ or $(\bar{\ell} \times \bar{\alpha})$ reaching the exit of node m . They are derived using the aliases reaching the entry of m .
- The remaining cases correspond to the aliases that are propagated from the entry of m to the exit of m without any change. They are $(\bar{r} \times \bar{\beta})$, $(\bar{r} \times \bar{\alpha})$ or $(\bar{\alpha} \times \bar{\beta})$.

Fig. 13. Given the aliases $(\llbracket \alpha \rrbracket, \llbracket \beta \rrbracket)$ reaching the exit of node m in the concrete memory, the picture shows various cases of the aliases reaching the exit of node m in the abstract memory in terms of α and β (Lemma 8).

This is a dual of the previous case with r and ℓ interchanged. It holds because aliasing is symmetric.

- Generation of derived alias :

– $\alpha = \ell, \beta \neq r$

Since $\bar{\alpha} \subseteq \text{Dout}_m^{\rho'}$ appropriate demand for r will be raised. Also, since $\alpha = \ell, \beta \neq r$ and $(\llbracket \alpha \rrbracket, \llbracket \beta \rrbracket) \in \text{Aout}_m^{\text{cm}, \rho'}$, such an alias can be derived from the alias $(\llbracket r \rrbracket, \llbracket \beta \rrbracket) \in \text{Aout}_n^{\text{cm}, \rho}$. Based on the inductive hypothesis, we have the alias information $\bar{r} \times \bar{\beta} \subseteq \text{Aout}_n^{\rho}$ and we compute derived alias between $\bar{\alpha}$ (which is $\bar{\ell}$, by raising appropriate demand for ℓ) and $\bar{\beta}$ at node m . Thus, $\bar{\alpha} \subseteq \text{Dout}_m^{\rho'} \Rightarrow \bar{\alpha} \times \bar{\beta} \subseteq \text{Aout}_m^{\rho'}$.

– $\alpha \neq \ell, \alpha \neq r, \beta = \ell$.

Since $\bar{\alpha} \subseteq \text{Dout}_m^{\rho'}$ and $\alpha \neq \ell, \alpha \neq r \Rightarrow \bar{\alpha} \subseteq \text{Dout}_n^{\rho}$. Also, since $(\llbracket \alpha \rrbracket, \llbracket \beta \rrbracket) \in \text{Aout}_m^{\text{cm}, \rho'}$ and $\alpha \neq \ell, \alpha \neq r, \beta = \ell$, such an alias can be derived from the alias $(\llbracket \alpha \rrbracket, \llbracket r \rrbracket) \in \text{Aout}_n^{\text{cm}, \rho}$. This is a dual of the previous case with α and β interchanged.

- Propagation of alias from predecessor : (a) $\alpha = r, \beta \neq \ell$, (b) $\alpha \neq \ell, \alpha \neq r, \beta = r$, and (c) $\alpha \neq \ell, \alpha \neq r, \beta \neq \ell, \beta \neq r$

From Equations (3) and (4), $\bar{\alpha} \subseteq \text{Dout}_m^{\rho'} \Rightarrow \bar{\alpha} \subseteq \text{Dout}_n^{\rho}$. Since we have $(\llbracket \alpha \rrbracket, \llbracket \beta \rrbracket) \in \text{Aout}_m^{\text{cm}, \rho'}$, such an alias relationship is not computed by statement m , instead it is propagated from the predecessors of m unmodified. Thus $(\llbracket \alpha \rrbracket, \llbracket \beta \rrbracket) \in \text{Aout}_n^{\text{cm}, \rho}$. From the inductive hypothesis, $(\llbracket \alpha \rrbracket, \llbracket \beta \rrbracket) \in \text{Aout}_n^{\text{cm}, \rho} \wedge \bar{\alpha} \subseteq \text{Dout}_n^{\rho} \Rightarrow \bar{\alpha} \times \bar{\beta} \subseteq \text{Aout}_n^{\rho}$. This alias relationship will be propagated to statement m . From Equations (10) and (11), $\bar{\alpha} \subseteq \text{Dout}_m^{\rho'} \Rightarrow \bar{\alpha} \times \bar{\beta} \subseteq \text{Aout}_m^{\rho'}$.

Thus the lemma holds. \square

LEMMA 9. Let a program \mathcal{P} contain the virtual function call $x \rightarrow \text{vfun}()$ at node $v \in \text{origin}$. Then x is in Dir_v^ρ for all qualified control flow paths $\rho \in \Pi_v$.

PROOF. Let ρ be an arbitrary qualified control flow path in Π_v . The demand corresponding to the virtual call statement in node v is computed using LDgen (Equation 5). Specifically, the third case ($\text{var}(x) \neq \emptyset$) in Equation 5 applies and a demand for the abstract name of x , i.e. x itself (Table 1), is generated. Thus a demand for x is generated by Equations 3, 5 and 7. Hence $x \in \text{Dir}_v^\rho$. \square

7 PRECISION PROOF

In this section, we compare the precision of alias information computed by algorithm ld with that of two other algorithms. These algorithms are

- (i) a demand-driven alias analysis using conventional speculation, referred to earlier in Section 2.2 and henceforth denoted as Cd , and
- (ii) an exhaustive algorithm, referred to in Section 1 and henceforth denoted as Ex .

Specifically, we show that ld is at least as precise as, and sometimes more precise than Ex , while Cd and Ex enjoy exactly the same degree of precision. To formalize this notion, we introduce some terminologies.

Definition 7.1. An alias analysis algorithm $AA1$ is *at least as precise* as another alias analysis algorithm $AA2$ for a program \mathcal{P} with respect to a set of demands D_n at node n iff

$$\text{Restrict}(A_n^{\text{AA2}}, D_n) \sqsubseteq \text{Restrict}(A_n^{\text{AA1}}, D_n).$$

As explained in the soundness proofs, since the end goal of our analysis is to compute the set of all incoming aliases of x at node $v \in \text{origin}$, where the virtual function call at v is of the form $x \rightarrow \text{vfun}()$, we compare the overall precision of two alias analysis algorithms as follows.

Definition 7.2. (Precision comparison of alias analysis algorithms $AA1$ and $AA2$ across all programs for virtual call resolution.)

- (1) Algorithm $AA1$ is *at least as precise* as algorithm $AA2$ iff for every program \mathcal{P} and every node $v \in \text{origin}$ with a virtual function call of the form $x \rightarrow \text{vfun}()$ in \mathcal{P} , $AA1$ is at least as precise as $AA2$ for \mathcal{P} with respect to $D_v = (\{x\}, \emptyset)$.
- (2) Algorithms $AA1$ and $AA2$ are *equiprecise* iff $AA1$ is at least as precise as $AA2$ and vice versa.
- (3) Algorithm $AA1$ is *more precise* than algorithm $AA2$ iff $AA1$ is at least as precise as $AA2$ but $AA1$ and $AA2$ are not equiprecise.

Note that if $AA1$ is more precise than $AA2$, then it does not imply that the alias information computed by $AA2$ is a strict over-approximation of that computed by $AA1$ for all programs. However, there is at least one program \mathcal{P} and one $v \in \text{origin}$ where this holds.

THEOREM 2. *Algorithm ld is more precise than algorithm Ex , while algorithms Cd and Ex are equiprecise.*

PROOF. To show that ld is more precise than Ex , we first show in Lemma 10 that ld is at least as precise as Ex . Subsequently, we show by means of an example in Lemma 11 that there exists a case when ld is more precise than Ex .

The proof of equiprecision of Cd and Ex follows from Lemmas 12 and 13, which show that Cd is at least as precise as Ex and vice versa. \square

Section 7.3 modifies algorithm ld to define algorithm ld for demand-driven alias analysis of Java programs by eliminating the speculation of demands required for C/C++. Then the section shows that unlike Cd and Ex which are equiprecise, ld is more precise than Ex .

7.1 Algorithm ld is More Precise than Algorithm Ex

The following two lemmas establish the desired result.

LEMMA 10. *Algorithm ld is at least as precise as algorithm Ex .*

PROOF. Consider an arbitrary program \mathcal{P} and let \mathbf{A}^{ld} and \mathbf{A}^{Ex} represent the vectors of alias information at all nodes in \mathcal{P} , as computed by algorithms ld and Ex respectively. We prove the lemma by establishing a significantly stronger result: $\forall n \in \Sigma, A_n^{ld} \sqsubseteq A_n^{Ex}$ instead of showing the minimal requirement: $\forall v \in origin, Restrict(A_v^{ld}, D_v^{ld}) \sqsubseteq Restrict(A_v^{Ex}, D_v^{ld})$.

Let Function $\mathcal{F}^{ld} = (\mathcal{A}^{ld}, \mathcal{D}^{ld})$ denote the vector of data flow functions (\mathcal{A}^{ld} for aliases and \mathcal{D}^{ld} for demands) corresponding to algorithm ld . The initial vector of data flow values used in algorithm ld is $\mathbf{I}^{ld} = (\mathbf{A}^\top, \mathbf{D}^\top)$, where \mathbf{A}^\top (resp. \mathbf{D}^\top) denotes the vector of aliases (resp. demands) at all nodes set to \top . The alias and demand information eventually computed by ld , denoted $(\mathbf{A}^{ld}, \mathbf{D}^{ld})$, is the fixed-point of \mathcal{F}^{ld} starting from \mathbf{I}^{ld} . We denote the alias and demand information computed by ld in the i^{th} fixed-point iteration by $\mathbf{A}^{ld,i}$ and $\mathbf{D}^{ld,i}$ respectively.

Algorithm Ex , on the other hand, computes all possible aliases at each node, as if the demand raised at each node was the set of all possible access expressions. Therefore, an alternate view of algorithm Ex is that it is the same as \mathcal{F}^{ld} but with demands at all nodes set to \perp at each step. Formally, let $\mathcal{G}^{Ex}(\cdot)$ denote the data flow function corresponding to algorithm Ex . Then, for every alias vector \mathbf{A} , $\mathcal{G}^{Ex}(\mathbf{A}) = \mathcal{A}^{ld}(\mathbf{A}, \mathbf{D}^\perp)$, where $\mathbf{D}^\perp = \langle \perp, \dots, \perp \rangle$, i.e. demand at every node is the set of all possible access expressions. The alias information eventually computed by Ex , denoted \mathbf{A}^{Ex} , is the fixed-point of \mathcal{G}^{Ex} , starting from the initial vector of aliases $\mathbf{I}^{Ex} = \mathbf{A}^\top$. Let $\mathbf{A}^{Ex,i}$ denote the alias information computed by Ex in the i^{th} fixed point iteration. We use induction on the fixed point iterations $i \geq 0$ to show that $\mathbf{A}^{Ex,i} \sqsubseteq \mathbf{A}^{ld,i}$.

Consider $i = 0$ to be the base case. Then, $\mathbf{A}^{Ex,0} = \mathbf{I}^{Ex} = \mathbf{A}^\top = \mathbf{A}^{ld,0}$. Thus the base case trivially holds. For the inductive hypothesis, assume that the lemma holds for some $k > 0$. Then,

$$\mathbf{A}^{Ex,k} \sqsubseteq \mathbf{A}^{ld,k} \quad (26)$$

For the inductive step, we show that the lemma holds for $k + 1$.

$$\begin{aligned} \mathcal{A}^{ld}(\mathbf{A}^{Ex,k}, \mathbf{D}^\perp) &\sqsubseteq \mathcal{A}^{ld}(\mathbf{A}^{ld,k}, \mathbf{D}^{ld,k}) \quad (\text{applying } \mathcal{A}^{ld} \text{ to (26), } \mathbf{D}^\perp \sqsubseteq \mathbf{D}^{ld,k}, \\ &\quad \mathcal{A}^{ld} \text{ is monotonic}) \\ \Rightarrow \mathcal{G}^{Ex}(\mathbf{A}^{Ex,k}) &= \mathcal{A}^{ld}(\mathbf{A}^{Ex,k}, \mathbf{D}^\perp) \sqsubseteq \mathcal{A}^{ld}(\mathbf{A}^{ld,k}, \mathbf{D}^{ld,k}) \\ \Rightarrow \mathbf{A}^{Ex,k+1} &\sqsubseteq \mathbf{A}^{ld,k+1} \end{aligned}$$

Thus it follows that $\forall n \in \Sigma : A_n^{Ex} \sqsubseteq A_n^{ld}$. \square

COROLLARY 1. *Let $\mathcal{F}^{Dd} = (\mathcal{A}^{Dd}, \mathcal{D}^{Dd})$ be a vector of monotonic flow functions that computes aliases and demands in an alias analysis algorithm Dd . Let $(\mathbf{A}^{Dd}, \mathbf{D}^{Dd})$ denote the fixed-point of \mathcal{F}^{Dd} obtained by starting from the initial vector $\mathbf{I}^{Dd} = (\mathbf{A}^\top, \mathbf{D}^\top)$. If $\mathcal{G}^{Ex}(\mathbf{A}) = \mathcal{A}^{Dd}(\mathbf{A}, \mathbf{D}^\perp)$ for all alias vectors \mathbf{A} , then $\mathbf{A}^{Ex} \sqsubseteq \mathbf{A}^{Dd}$.*

PROOF. Follows from lemma 10 where the only requirement is that the flow functions are monotonic, and that $\mathcal{G}^{Ex}(\mathbf{A}) = \mathcal{A}^{Dd}(\mathbf{A}, \mathbf{D}^\perp)$. \square

LEMMA 11. *Algorithm ld and algorithm Ex are not equiprecise.*

PROOF. We prove the lemma by providing an example to show that algorithm ld is strictly more precise than algorithm Ex . Consider the example discussed in Figure 1. We refer to the alias and demand computed at line 28, where the instruction is $t \rightarrow vfun()$. We consider the demand

$D_{28}^{ld} = (\{t\}, \emptyset)$, and note that the alias pair $(t, \&Z) \in \text{Ain}_{28}^{Ex}$. However, $(t, \&Z) \notin \text{Ain}_{28}^{ld}$. Thus, algorithm *ld* and algorithm *Ex* are not equiprecise. \square

7.2 Algorithms *Cd* and *Ex* are Equiprecise

The existing demand-driven methods [30, 41] are defined for C and do not deal with objects on the heap. We extend their demand-driven strategy to include objects on the heap and call it as the conventional demand-driven method (*Cd*). With this extension we can use it for static resolution of virtual function calls in C++.

We define \mathcal{F}^{Cd} to compute alias and demand using the conventional demand-driven method. Note that \mathcal{F}^{Cd} can be obtained from \mathcal{F}^{ld} with minor changes. In the conventional demand-driven method, we do not generate any demand of the form of an address-of a variable. Also, if ℓ is of the form $*x$ of $x \rightarrow f$, then we generate demand for *base* (ℓ) irrespective of the demand being raised. With these modifications to our data flow equations presented in Section 3, we get the data flow equations that compute demands and aliases using the conventional speculation method.

LEMMA 12. *Algorithm Cd is at least as precise as algorithm Ex.*

PROOF. Follows from corollary 1 of lemma 10 since \mathcal{F}^{Cd} is a monotonic flow function, and $\mathcal{G}^{Ex}(\mathbf{A}) = \mathcal{F}^{Cd}(\mathbf{A}, \mathbf{D}^\perp)$. \square

LEMMA 13. *Algorithm Ex is at least as precise as algorithm Cd.*

PROOF. To prove this lemma, we establish a stronger result. Specifically, we show that for a demand computed using *Cd* at a node n , if there exists an alias pair computed by *Ex* then such an alias pair will also be computed by *Cd*. Formally, if \mathbf{D}^{Cd} is the vector of demands computed by algorithm *Cd* after the convergence of the analysis on program \mathcal{P} , then

$$\forall n \in \Sigma, \text{Restrict}(A_n^{Ex}, D_n^{Cd}) \supseteq \text{Restrict}(A_n^{Cd}, D_n^{Cd}).$$

For convenience, we re-write this proof obligation in the following equivalent form.

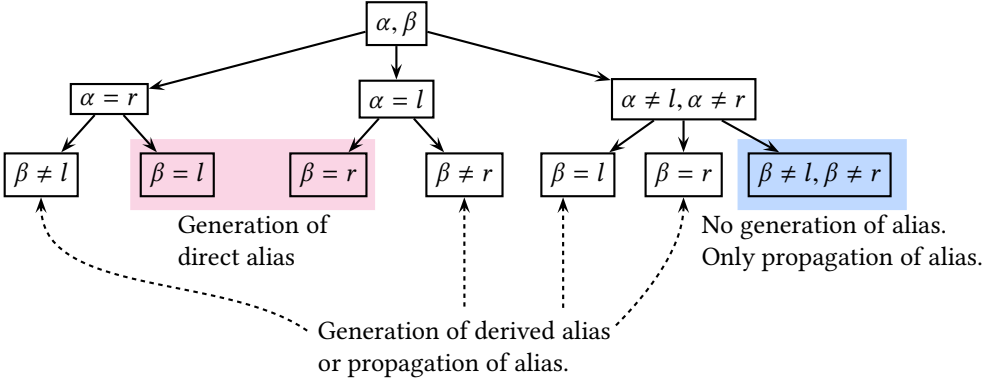
$$\forall m > 0, \forall n \in \Sigma, \forall \alpha, \forall \beta, \bar{\alpha} \subseteq \text{Dout}_n^{Cd} \wedge \bar{\alpha} \times \bar{\beta} \subseteq \text{Aout}_n^{Ex, m} \Rightarrow \bar{\alpha} \times \bar{\beta} \subseteq \text{Aout}_n^{Cd}$$

Here, \mathbf{A}^{Ex} represents the vector of aliases obtained by performing fixed point computation of function $\mathcal{F}^{Cd}(\mathbf{A}^{Ex}, \perp)$. An entry in the vector denoted $\text{Aout}_n^{Ex, m}$ represents an alias pair that appeared for the first time in the set of aliases computed by algorithm *Ex* for node n after m steps (iterations of fixed-point computation). Thus,

$$\text{Aout}_n^{Ex} = \bigcup_{m=1}^{\infty} \text{Aout}_n^{Ex, m}$$

Our proof is by induction on the number of steps m it takes for an alias pair to appear at a node n in the program. Note that this number may not have any correlation with the number of instructions in a path from the start of the program to the node n . This is especially true in the setting of bidirectional data flow analysis, as is the case here. We prove for an arbitrarily chosen node n and an arbitrary alias pair at n ; hence the argument holds for all alias pairs at all nodes in the program.

The base case for our induction is $m = 1$. It corresponds to the situation when an alias pair appears in a single step. Since the alias pair appears in a single step, it means that the alias pair is added because of the statement in node n and it could not have been added due to aliases from predecessor. Thus statement in node n ought to be an assignment statement. Consider the statement n to be of the form $\ell = r$. In order for statement n to generate alias of the form $\bar{\ell} \times \bar{r}$ without using



- Cases $(\alpha = r, \beta = \ell)$ and $(\alpha = \ell, \beta = r)$ correspond to aliases $\bar{\ell} \times \bar{r}$ reaching the exit of node n . These aliases are generated by n directly without using the aliases reaching the entry of n .
- Case $(\alpha \neq \ell, \alpha \neq r, \beta \neq \ell, \beta \neq r)$ correspond to aliases $\bar{\alpha} \times \bar{\beta}$ that are propagated from the entry of n to the exit of n without any change.
- The remaining cases correspond to aliases that are either derived using the aliases reaching the entry of n or are propagated from the entry of n to the exit of n . They are $\bar{r} \times \bar{\beta}, \bar{\ell} \times \bar{\beta}, \bar{\ell} \times \bar{\alpha}$ and $\bar{r} \times \bar{\alpha}$.

Fig. 14. Given the aliases $\bar{\alpha} \times \bar{\beta}$ reaching the exit of node n in the Ex method, the picture shows various cases of the aliases reaching the exit of node n in the Cd method (Lemma 13).

alias information reaching n , $\ell \in \{x, x.f\}$ and $r \in \{y, \&a, y.f, new \tau\}$. For other cases of ℓ and r , abstract names $\bar{\ell}$ and \bar{r} cannot be computed without the aliases from the predecessors. Thus such an alias pair cannot appear in a single step. Since $\bar{\alpha} \subseteq Dout_n^{Cd}$ and $\bar{\ell} \times \bar{r} \subseteq Aout_n^{Ex,1}$ then $\alpha = \ell$ or $\alpha = r$. In both the cases, $\bar{\ell} \times \bar{r} \subseteq Aout_n^{Cd}$. Thus the lemma holds for the base case.

For the inductive hypothesis, assume that the lemma holds for the aliases that appear in k steps. We prove the inductive step by arguing the lemma for the aliases that appear in $k+1$ step. Consider the case where for demand $\bar{\alpha} \subseteq Dout_n^{Cd}$ the alias $\bar{\alpha} \times \bar{\beta} \subseteq Aout_n^{Ex,k+1}$ takes $k+1$ steps to appear at node n . Statement n could be of various kinds like an assignment statement, conditional statement, nop, print statement. We classify different kinds of statements in two categories where

- statement n is not an assignment statement or
- statement n is an assignment statement.

We explain these two categories below.

Statement n is not an assignment statement. Such a statement does not generate an alias pair. Thus, demand for $\bar{\alpha}$ will be raised to the predecessors of n . If it takes $k+1$ steps for the alias to reach node n then it certainly takes $\leq k$ steps for it to reach the predecessors of node n . From the inductive hypothesis, $\forall p \in pred(n), \bar{\alpha} \subseteq Dout_p^{Cd}, \bar{\alpha} \times \bar{\beta} \subseteq Aout_p^{Ex,k} \Rightarrow \bar{\alpha} \times \bar{\beta} \subseteq Aout_p^{Cd}$. If the alias belongs to a predecessor and statement n does not update the alias, then the alias is propagated to statement n . Thus $\bar{\alpha} \times \bar{\beta} \subseteq Aout_n^{Cd}$.

Statement n is an assignment statement. Demand $\bar{\alpha} \subseteq Dout_n^{Cd}$ and the alias $\bar{\alpha} \times \bar{\beta} \subseteq Aout_n^{Ex,k+1}$. Now access expressions α and β could take the combinations with respect to ℓ and r as described in Figure 14. We discuss these cases below.

- Generation of direct alias :

- $\alpha = \ell, \beta = r$

If $\ell \in \{x, x.f\}$ and $r \in \{y, \&a, y.f, new \tau\}$ then the alias would have been computed in single step.

Let us look at the cases for other values of ℓ and r . Since, $\bar{\alpha} \subseteq Dout_n^{Cd}$, appropriate demand for r will be raised at its predecessors. If it takes $k+1$ steps for the alias $\bar{\alpha} \times \bar{\beta} \subseteq Aout_n^{Ex, k+1}$ to reach the exit of node n then it certainly takes $\leq k$ steps for the alias related to r to reach the exit of the predecessors of node n . From the inductive hypothesis, the aliases of r is present in both the methods Ex and Cd at the exit of the predecessors of n . Statement n uses the alias for r to compute \bar{r} . Thus, $\bar{\alpha} \subseteq Dout_n^{Cd} \Rightarrow \bar{\alpha} \times \bar{\beta} \subseteq Aout_n^{Cd}$.

- $\alpha = r, \beta = \ell$

This is a dual of the previous case with r and ℓ interchanged. It holds because aliasing is symmetric.

- Generation of derived alias or propagation of alias from predecessor:

- $\alpha = \ell, \beta \neq r$

Since, $\bar{\alpha} \subseteq Dout_n^{Cd}$, appropriate demand for ℓ (if $\ell \neq x$) and r will be raised to the predecessors of n . If it takes $k+1$ steps for the alias $\bar{\alpha} \times \bar{\beta} \subseteq Aout_n^{Ex, k+1}$ to reach the exit of node n then it certainly takes $\leq k$ steps for the alias related to ℓ or r to reach the predecessors of node n . The alias at node n is generated from the alias $\bar{\ell} \times \bar{\beta} \subseteq Aout_p^{Ex, k}$ or $\bar{r} \times \bar{\beta} \subseteq Aout_p^{Ex, k}$ at the predecessor p of node n . From the inductive hypothesis, the aliases for ℓ and r at node p is present in both the methods Ex and Cd . Below are the cases which takes place with respect to the alias computed at predecessors of n :

* alias $\bar{\ell} \times \bar{\beta} \subseteq Aout_p^{Cd}$ is propagated to node n or

* alias $\bar{r} \times \bar{\beta} \subseteq Aout_p^{Cd}$ is used to compute derived alias at node n .

Thus we get $\bar{\alpha} \times \bar{\beta} \subseteq Aout_n^{Cd}$.

- $\alpha = r, \beta \neq \ell$

This is a dual of the previous case with r and ℓ interchanged.

- $\alpha \neq \ell, \alpha \neq r, \beta = \ell$

Since, $\bar{\alpha} \subseteq Dout_n^{Cd}$, demand for $\bar{\alpha}$ will be raised to the predecessors of n . If it takes $k+1$ steps for the alias $\bar{\alpha} \times \bar{\beta} \subseteq Aout_n^{Ex, k+1}$ to reach the exit of node n then it certainly takes $\leq k$ steps for the alias related to $\bar{\alpha}$ to reach the exit of the predecessors of node n . The alias at node n is generated from the alias $\bar{\ell} \times \bar{\alpha} \subseteq Aout_p^{Ex, k}$ (if $\ell \neq x$) or $\bar{r} \times \bar{\alpha} \subseteq Aout_p^{Ex, k}$ at the predecessor p of node n . From the inductive hypothesis, the alias with respect to $\bar{\alpha}$ at node p is present in both the methods Ex and Cd . Below are the cases which takes place with respect to the alias computed at predecessors of n :

* alias $\bar{\ell} \times \bar{\alpha} \subseteq Aout_p^{Cd}$ is propagated to node n or

* alias $\bar{r} \times \bar{\alpha} \subseteq Aout_p^{Cd}$ is used to compute derived alias at node n .

Thus we get $\bar{\alpha} \times \bar{\beta} \subseteq Aout_n^{Cd}$.

- $\alpha \neq \ell, \alpha \neq r, \beta = r$

This is a dual of the previous case with r and ℓ interchanged.

- Propagation of alias from predecessor : $\alpha \neq \ell, \alpha \neq r, \beta \neq \ell, \beta \neq r$

Since, $\bar{\alpha} \subseteq Dout_n^{Cd}$, demand for $\bar{\alpha}$ will be raised to the predecessors of n . If it takes $k+1$ steps for the alias $\bar{\alpha} \times \bar{\beta} \subseteq Aout_n^{Ex, k+1}$ to reach the exit of node n then it certainly takes $\leq k$ steps for the alias $\bar{\alpha} \times \bar{\beta}$ to reach the predecessors p of node n . From the inductive hypothesis, the alias for demand $\bar{\alpha}$ at the predecessors of n is present in both the methods Ex and Cd . Statement n propagates the alias computed at the predecessor. Thus, $\bar{\alpha} \subseteq Dout_n^{Cd} \Rightarrow \bar{\alpha} \times \bar{\beta} \subseteq Aout_n^{Cd}$.

Table 2. Abstract names for different access expressions

α	x	$x.f$	$\text{new } \tau$	null
$\text{absName}(\alpha, A)_{\text{asb}}$	$\{x\}$	$\{a.f \mid (x, \&a) \in A\}$	$\{\&\text{allocsite}\}$	\emptyset
$\text{absName}(\alpha, A)_{\text{tba}}$	$\{x\}$	$\{\tau.f \mid (x, \&\tau) \in A\}$	$\{\&\tau\}$	\emptyset

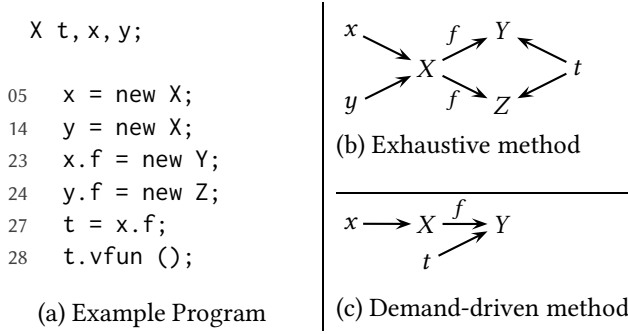


Fig. 15. Example illustrating precision gain in demand-driven method over exhaustive method in Java. Points-to graph using type-based abstraction for static resolution of virtual call at line 28. Objects and allocation sites are annotated by their respective types in points-to graph shown in (b) & (c). Virtual function vfun is defined in all the classes $\{X, Y, Z\}$. Member f is pointer to class X and is declared in class X . Class hierarchy is $X \rightarrow Y \rightarrow Z$.

□

7.3 Demand-driven Alias Analysis is More Precise than Algorithm Ex for Java

Let \mathcal{F}^{Jd} be the vector of monotonic flow functions that computes aliases and demands using demand-driven method for Java. This is obtained by incorporating minor changes in the data flow equations presented for \mathcal{F}^{ld} . Let the resulting algorithm for demand-driven alias analysis of Java programs be called Jd . Note that there is no need for speculation in Java, so demand for address-of a variable will not be raised. Java does not have access expressions of the form $*x$ or $x \rightarrow f$. Thus the computation of abstract names changes and is described in Table 2. We present the modified equations for $LDgen$ and $RDgen$ below.

$$LDgen(r, A) = \begin{cases} \{x\} \cup \text{absName}(r, A) & r \equiv x.f \\ \{x\} & r \equiv x \\ \emptyset & \text{otherwise} \end{cases}$$

$$RDgen(\ell) = \{x \mid \ell \equiv x.f\}$$

THEOREM 3. *Algorithm Jd is more precise than algorithm Ex for Java programs.*

PROOF. Follows from lemma 14 and lemma 15, proved below. □

LEMMA 14. *Algorithm Jd is at least as precise as algorithm Ex for Java programs.*

PROOF. Follows from corollary 1 of lemma 10 since function \mathcal{F}^{Jd} is a monotonic flow function, and $\mathcal{G}^{Ex}(A) = \mathcal{F}^{Jd}(A, D^\perp)$. □

Table 3. Characteristics of benchmark programs. FP denotes indirect call-sites through function pointers

Program		LoC	# Functions		# Call sites		
			Total	Virtual	Total	Virtual	FP
Open Source GNU projects	gengetopt	50280	247	31	748	30	0
	gperf	6528	213	22	776	31	0
	gengen	18380	917	139	1061	55	2
	motti	9294	1112	65	3383	243	1
SPEC CPU 2006	soplex	28277	1690	340	6324	402	2
	povray	78705	2021	64	13058	105	52
	dealII	92542	10074	1485	17932	134	8
	omnetpp	27131	2505	747	8427	314	23
ITK	MSO	63460	4778	1601	6692	2554	4
	RWSO	61984	4602	1484	5193	1944	3
	SOTISC	34108	2614	720	2196	991	5
	ICP3	33439	3110	764	2331	943	8
	ISO	29108	2441	638	1295	582	3
	EMMME	21584	1824	440	1658	575	4
	ITLSA	24863	2295	519	1402	529	5

LEMMA 15. *Algorithm Jd and algorithm Ex are not equiprecise.*

PROOF. We prove the lemma by providing an example to show that algorithm Jd is strictly more precise than algorithm Ex . Consider the example shown in Figure 15. We refer to the alias and demand computed at line 28, where the virtual call statement is $t.vfun()$. We consider the demand $D_{28}^{Jd} = (\{t\}, \emptyset)$, and note that the alias pair $(t, \&Z) \in \text{Ain}_{28}^{Ex}$. However, $(t, \&Z) \notin \text{Ain}_{28}^{Jd}$. Thus, algorithm Jd and algorithm Ex are not equiprecise. \square

8 IMPLEMENTATION AND MEASUREMENTS

In this section we present the implementation details, benchmark characteristics, and efficiency and precision metrics for the different variants implemented.

8.1 Implementation Details

We have implemented the following three methods of alias analysis with data abstraction:

- exhaustive method defined in Section 7 (called Ex),
- conventional demand-driven method defined in Section 7 (called Cd), and
- our proposed demand-driven method with improved speculation defined in Section 3 (called Id).

We have used the following two data abstractions for modelling heap in each of the above methods:

- type-based abstraction (called tba), and
- allocation-site-based abstraction (called asb).

This leads to six variants of alias analysis with data abstraction. Our implementation is flow-sensitive, field-sensitive and context-insensitive for each of the six variants.

We have used a machine with 8 GB RAM with four 64-bit Intel i7 CPUs with 2.90GHz clock running Ubuntu 12.04. We have implemented our analyses in GCC 4.7.2 as interprocedural passes using the LTO (Link Time Optimization) framework in order to perform whole program analysis.

Table 4. Analysis time (in ms) for different analyses

Program	<i>tba</i>			<i>asb</i>		
	<i>ld</i>	<i>Cd</i>	<i>Ex</i>	<i>ld</i>	<i>Cd</i>	<i>Ex</i>
gengetopt-2.22.6	285	608	939	388	630	1452
gperf-3.0.4	94	82	108	122	98	678
gengen-1.4.2	580	689	16384	681	35076	38331
motti-3.1.0	1620	12945	870894	4697	14529	909710
450.soplex	25781	108752	442668	325808	181503	540879
453.povray	12956	23898	44767	105171	174075	370408
447.dealll	120869	586811	2220179	358093	610866	9535619
471.omnetpp	141027	300127	408945	189240	444046	8812114
MSO	49702	87234	137123	136599	320518	5581965
RWSO	49256	58887	128457	116221	219636	3324397
SOTISC	3096	4686	5171	5112	8172	359291
ICP3	1288	2877	3428	1320	4395	424310
ISO	1176	1271	1375	1349	3052	90486
EMMME	661	449	938	1067	4352	77684
ITLSA	285	240	611	372	2392	6487

8.2 Benchmark Details

We have evaluated the effectiveness of the six variants on a variety of C++ programs from open source GNU projects⁸, SPEC CPU 2006 benchmarks⁹, and the Insight Segmentation and Registration Toolkit (ITK)¹⁰ from the world of graphics. SPEC CPU 2006 benchmarks are the standard set of benchmarks used for empirical measurements. Since it contains few benchmarks for C++, we explored applications from open source GNU Projects. However, the applications we considered had less number of virtual function calls. Our choice to include ITK toolkit was dictated by the use of virtual function calls in C++ programs because our experiments are done in the context of static resolution of virtual function calls. The programs in ITK toolkit have a much larger number of virtual function calls than the programs in the SPEC CPU 2006 benchmark suite.

The details of our programs are shown in Table 3. We have not considered 444.namd and 473.astar SPEC CPU 2006 benchmark programs because they do not contain virtual call-sites. Also, we do not present data for the benchmark 483.xalancbmk from SPEC CPU 2006 because the size of the program is 275kLoC and our current implementation does not scale to it.

8.3 Empirical Observations

In this section we describe our observations.

8.3.1 Time Measurements. Table 4 presents the time taken by each of the six variants. It is clear that our proposed method *ld* is far more efficient than *Ex* with a speedup factor greater than two in 11 and 14 cases using abstractions *tba* and *asb* respectively. It also achieves a speedup as high as 537 in case of motti using *tba* and a speedup of 321 in case of ICP3 using *asb*. It is faster than *Cd* in most cases (12 under *tba* and 13 under *asb*) and slower than *Cd* in some cases (three under

⁸ Available for download at : <https://www.gnu.org/software/software.html>

⁹ Details can be found at : <https://www.spec.org/cpu2006/>

¹⁰ Available for download at : <https://itk.org/>

Table 5. Data related to virtual call-sites

(a) Count of monomorphic call-sites discovered. (A larger number indicates more precise information.)

(b) Count of virtual call edges in the call graph. (A smaller number indicates more precise information.)

Program	<i>tba</i>		<i>asb</i>	
	<i>Id</i>	<i>Ex/Cd</i>	<i>Id</i>	<i>Ex/Cd</i>
gengetopt	30	30	30	30
gperf	18	18	18	18
gengen	54	51	54	51
motti	235	231	235	231
soplex	364	351	364	356
povray	98	85	98	85
dealII	121	117	121	117
omnetpp	313	313	313	313
MSO	2402	2394	2402	2395
RWSO	1815	1810	1815	1815
SOTISC	934	929	934	934
ICP3	887	807	887	887
ISO	547	537	548	547
EMMME	532	491	532	532
ITLSA	497	490	497	496

Program	<i>tba</i>		<i>asb</i>	
	<i>Id</i>	<i>Ex/Cd</i>	<i>Id</i>	<i>Ex/Cd</i>
gengetopt	30	30	30	30
gperf	50	50	50	50
gengen	56	59	56	59
motti	271	278	271	278
soplex	505	538	505	523
povray	112	126	112	126
dealII	148	160	148	160
omnetpp	315	315	315	315
MSO	2801	2888	2800	2886
RWSO	2135	2221	2134	2210
SOTISC	1058	1088	1057	1087
ICP3	1009	1090	1009	1010
ISO	640	649	618	639
EMMME	637	678	629	629
ITLSA	565	575	562	566

tba and two under *asb*). In the cases where it is slower, the performance degradation is not greater than two; in the cases where it is faster, the improvement is significant going to a factor of seven in case of *motti* using *tba* and 51 in case of *gengen* using *asb*.

8.3.2 Precision Measurements. In order to understand the precision of the variants implemented, we have measured the following data.

- Count of monomorphic call sites discovered (Table 5a).
- Count of virtual call edges identified in the call graph (Table 5b).
- Count of class types identified for objects used in the program (Table 6).

The first metric indicates the number of cases in which a virtual call has been completely resolved eliminating the need of indirect lookup in the virtual function table as such calls can be translated to direct calls. A larger number indicates more precise information. The second metric reports the count of functions that can be invoked at the virtual function calls in the program. Precision of this information has an impact on the interprocedural analysis using such a call graph. A smaller number indicates more precise information. The third metric presents the count of types identified by all the objects used in the program. Such an information is useful for type dependent clients like *may-fail cast*, or resolving other run time type information like use of *typeid* in C++ or *instanceof* in Java [6, 71, 74, 82]. For this metric also, a smaller number indicates more precise information.

The count of monomorphic call-sites identified, the count of virtual call edges discovered and the count of class types identified for the objects used in the program are identical for *Cd* and *Ex*. This concurs well with the formal proof of this equivalence presented in Section 7.

Table 6. Count of class types identified for the objects used in the program. (A smaller number indicates more precise information.)

Program	<i>tba</i>		<i>asb</i>	
	<i>ld</i>	<i>Ex/Cd</i>	<i>ld</i>	<i>Ex/Cd</i>
gengetopt	328	443	162	320
gperf	550	725	398	653
gengen	84230	88707	65102	66129
motti	22992	46274	22520	23291
soplex	218547	308779	185053	219290
povray	14422	27945	13919	17027
dealII	391729	992147	390136	404188
omnetpp	61072	69375	60041	60540
MSO	170907	171018	170311	170982
RWSO	139798	139839	106182	108202
SOTISC	16739	16890	16010	16053
ICP3	14189	23194	9412	9595
ISO	6859	7051	6749	6819
EMMME	10301	10375	10129	10239
ITLSA	7946	7988	7706	7747

It is well known that *asb* is more precise than *tba*. This is evidenced by our data as well. However, the improvement of *asb* over *tba* is marginal for our type dependent client. For example, the count of monomorphic call-sites identified by *asb-ld* is 548 as against 547 identified by *tba-ld* in case of ISO. Similarly, the count of virtual call edges discovered in the call graph by *asb-ld* is marginally less than that by *tba-ld*. Thus, type-based abstraction suffices for type dependent clients.

The count of monomorphic call-sites discovered by *ld* is larger, the count of virtual call edges discovered in the call graph by *ld* is smaller, and the count of class types discovered by *ld* is far smaller than *Cd* and *Ex* using both the abstractions. It is interesting to note that with type-based abstraction, we identify 24% fewer types in 7 cases with the reduction increasing significantly to 50% and 60% for *motti* and *dealII* programs respectively. Similar traits are seen when allocation-site-based abstraction is used—the reduction in the number of types is 39% and 49% for *gperf* and *gengetopt* programs respectively. This is in concurrence with the formal proof that *ld* is more precise than *Cd* and *Ex* (Section 7).

9 RELATED WORK

We have classified the factors governing precision and efficiency of pointer analysis in Section 1. Various dimensions related to precision of pointer analysis have been explored in [66]. They have not considered the dimension of the quantum of information required. Our classification focuses on the information computed by an analysis, because our work shows that demand-driven method can be more precise than the exhaustive method. We have discussed literature related to bidirectional analysis in detail in Section 4. In this section we focus on the literature related to demand-driven pointer analysis, devirtualization, type-based analysis and control flow abstractions.

9.1 Demand-driven Methods

The information computed by demand-driven methods is governed by a client or an application. In some cases, a demand can also be raised internally by an analysis. Some client driven applications desire quick results [25, 73, 75, 85], whereas taint analysis that deals with security of information flow require highly precise results [4, 33, 72]. In our analysis, demand is not raised by a client but is governed by the application which specifies the objects whose type information is sought for.

A demand-driven method has always been considered to enhance the efficiency of an analysis as it computes only the information required to meet a given set of demands. The work described in [75] is client driven and their aim is to provide results within a given time limit. This restriction affects the precision of the information being computed. With respect to precision, the work described in [1, 21, 30, 68, 87] suggests that the precision of demand-driven methods is similar to that of the corresponding exhaustive methods.

A demand-driven points-to analysis [30] based on Andersen's flow-insensitive points-to analysis [3] has been used to construct call graphs in the presence of function pointers. They have proved precision equivalence between demand-driven method and the exhaustive method. This holds true for the subset of C language they have considered which does not deal with objects on the heap.

Liveness-based points-to analysis [41] has also been formulated with respect to the language which does not deal with objects on heap. They perform the analysis in a demand-driven fashion by computing points-to information for the pointers that are live. This computes a smaller amount of points-to information at each program point by safely ignoring the statements that are not related to the pointer variables that are live. Both these works [30, 41] are governed by the philosophy of raising demands for pointer indirection $*x$ appearing on lhs, which we refer to as the conventional speculation strategy. Extending the notion of conventional speculation of demands to a language that deals with objects on heap, results in achieving precision equivalent to the exhaustive method. However, there is a loss of precision as compared to our proposed speculation, as discussed in Section 2 and Section 7.

Most of the demand-driven methods [72, 73, 75, 85] draw comparison in terms of precision and efficiency with other demand-driven methods and do not compare with their exhaustive counterparts. This is because the main focus with respect to demand-driven methods has been to improve the efficiency of the analysis. However, our work emphasizes on the precision gain of demand-driven method along with achieving efficiency.

9.2 Devirtualization

Virtual function calls can be resolved using a type analysis based on class hierarchies [2, 5, 11, 80]. These analyses are efficient but are imprecise. Hence, pointer analyses have also been used to construct call graphs in the presence of function pointers [9, 22, 27, 30, 50, 65] or virtual functions [10, 18, 63, 64, 78]. Our focus is different from these methods because we wish to show the precision gain that can be achieved by a demand-driven method.

As noted by Hind [31], it is more useful to create generic solutions instead of solutions for a specific application. Our formulation is indeed generic and is useful for a wide range of demand-driven problems. Specifically, the variant using the type-based abstraction is suitable for applications that rely on type information like call graph construction, devirtualization, and identifying safety of casts (determining if the cast may fail at runtime). All these require run time type information (RTTI) which needs the type of pointees where the pointer could point-to.

9.3 Type-based Abstraction

Type-based abstraction suffices for type dependent applications. A survey of type-based analysis is described in [61]. They discuss the fundamental type-based analysis for object oriented programs like CHA and RTA. The work described in [18] have found significant improvement with the use of types for virtual function resolution for Modula-3. However, a language like C++ requires a more powerful alias analysis that considers pointer dereferences, the address-of operator, and pointer arithmetic. Structure-sensitive points-to analysis [7] uses type information to filter the points-to sets that results from analysis imprecision. Thus, they create multiple abstract objects per allocation-site based on the type information. Types have also been looked at in a different light by using it to distinguish between calling contexts [71]. Their type-sensitivity is scalable and achieves a good precision as compared to object-sensitivity. The use of types instead of allocation-sites makes the analysis more efficient without compromising on precision, as evidenced by our results as well. Type-based analyses are simple as the type information is easily available and makes the analysis efficient [18, 61, 71].

9.4 Control Flow Abstractions

Precision and efficiency requirement of an analysis helps select the right control flow abstractions. Two well known analysis in the literature are Andersen's subset based points-to analysis [3] and Steensgaard's equality based points-to analysis [76]. Both these analysis are flow-insensitive, computing imprecise results of varying degree. Other analyses can be built on top of such quick and imprecise analyses to improve the precision [28, 29, 79]. Path-sensitive analysis built on top of flow- and context-sensitive level by level analysis [86] is discussed in [77].

Flow-sensitivity and context sensitivity increases the precision of an analysis as discussed in [34, 41, 52, 86, 88]. Various strategies have been explored to achieve context-sensitivity. They include performing cloning based context sensitive analysis [83], refinement based context sensitive analysis [73], and imposing a restriction on the length of the call-strings for efficiency [69]. However, restriction on the length of the call strings could introduce cycles in the program which could make the analysis slow as described in [58] indicating that the need to compromise on precision to achieve efficiency might not always be true.

Object sensitivity [54] is a different form of context sensitivity which is efficient and improves on the precision of flow-insensitive analysis for Java. Object sensitive analysis [54] distinguishes between procedures based on the invoking object. It uses allocation-site-based abstraction to model heap objects. As rightly noted by [71], apt name for object sensitive analysis would be allocation-site analysis. Object sensitive analysis is based on the insight (which is left implicit) that data abstractions can be used for control flow abstractions. This holds true for object oriented languages.

10 CONCLUSIONS AND FUTURE WORK

Demand-driven methods are more efficient than the exhaustive methods because they compute only the information required for meeting a set of demands. In the presence of data abstraction, this reduction in the information required, can reduce the imprecision of a demand-driven method. The conventional demand-driven methods raise additional demands speculatively in the presence of indirect assignments. Such a speculation is inevitable for languages like C or C++ because indirect assignments could modify variables whose addresses are taken. We have proposed an alternative method that does not speculate a demand for indirect assignments. Instead, it raises demands for address-of a variable which does not affect the precision of an analysis. Thus, a demand-driven method is not only efficient as is always thought of, but it can also improve the precision of an analysis.

A demand-driven method is inherently bidirectional with demands flowing against the control flow and information related to the demands flowing along the control flow. We classify bidirectional dependencies in order to understand the bidirectional flows of information. We define *MoP* solution for bidirectional analyses which mandates defining paths for bidirectional analyses. Since there is flow of information in both the directions, the definition of paths in *MoP* for unidirectional analyses is not applicable for bidirectional analyses. We define paths in *MoP* for bidirectional analyses as *qualified control flow paths*. This notion of paths is applicable to all demand-driven methods including slicing, taint analysis and liveness based points-to analysis. The definition of *MoP* facilitates proving the soundness of bidirectional methods; indeed we use it to prove the soundness of our method.

We have formulated our demand-driven method as a bidirectional data flow analysis and implemented it for C++. We have compared its effectiveness with that of the conventional demand-driven method and the exhaustive method. We have used the following precision metric: (a) the count of monomorphic call-sites discovered, (b) the count of virtual call edges identified in the call graph, and (c) the count of class types identified for objects used in the program. We have found that the precision of the conventional demand-driven method and the exhaustive method for the demands raised is equivalent. Our proposed demand-driven method is more precise than the other two variants on all factors in the metric. It is also more efficient than the exhaustive method and the conventional demand-driven method with a small number of exceptions.

Our concepts are generic and are applicable to Java too. We demonstrate this by formulating our analysis for Java. In case of Java, there is no need for any speculation due to the absence of a pointer to a variable because Java does not support the address-of (&) operator thereby prohibiting indirect assignment to variables. Thus a demand-driven method is expected to be more precise than its exhaustive counterpart in case of Java. We have established this claim formally.

Some possible future directions of this work are as follows : exploring the precision and efficiency trade-off by making the demand-driven alias analysis context-sensitive [40, 59]; creating a pointer-based slicing method that computes the relevant pointer information precisely on a need basis; and using the demand-driven alias analysis for applications like taint analysis that require highly precise pointer information.

ACKNOWLEDGMENTS

Swati Jaiswal is partially supported by a TCS Research Fellowship.

REFERENCES

- [1] Gagan Agrawal, Jinqian Li, and Qi Su. 2002. Evaluating a Demand Driven Technique for Call Graph Construction. In *Proceedings of the 11th International Conference on Compiler Construction (CC '02)*. Springer-Verlag, London, UK, UK, 29–45. <http://dl.acm.org/citation.cfm?id=647478.727927>
- [2] Gerald Aigner and Urs Hölzle. 1996. Eliminating Virtual Function Calls in C++ Programs. In *Proceedings of the 10th European Conference on Object-Oriented Programming (ECOOP96)*. 142–166.
- [3] Lars Ole Andersen. 1994. *Program Analysis and Specialization for the C Programming Language*. Technical Report. DIKU, University of Copenhagen.
- [4] Steven Arzt, Siegfried Rasthofer, Christian Fritz, Eric Bodden, Alexandre Bartel, Jacques Klein, Yves Le Traon, Damien Octeau, and Patrick McDaniel. 2014. FlowDroid: Precise Context, Flow, Field, Object-sensitive and Lifecycle-aware Taint Analysis for Android Apps. In *Proceedings of the 35th ACM SIGPLAN Conference on Programming Language Design and Implementation (PLDI '14)*. ACM, New York, NY, USA, 259–269. <https://doi.org/10.1145/2594291.2594299>
- [5] David F. Bacon and Peter F. Sweeney. 1996. Fast Static Analysis of C++ Virtual Function Calls. In *Proceedings of the 11th ACM SIGPLAN Conference on Object-oriented Programming, Systems, Languages, and Applications (OOPSLA96)*. 324–341.

- [6] George Balatsouras and Yannis Smaragdakis. 2013. Class Hierarchy Complementation: Soundly Completing a Partial Type Graph. In *Proceedings of the 2013 ACM SIGPLAN International Conference on Object Oriented Programming Systems Languages & Applications (OOPSLA '13)*. ACM, New York, NY, USA, 515–532. <https://doi.org/10.1145/2509136.2509530>
- [7] George Balatsouras and Yannis Smaragdakis. 2016. *Structure-Sensitive Points-To Analysis for C and C++*. Springer Berlin Heidelberg, Berlin, Heidelberg, 84–104. https://doi.org/10.1007/978-3-662-53413-7_5
- [8] Preston Briggs and Keith D. Cooper. 1994. Effective Partial Redundancy Elimination. In *Proceedings of the ACM SIGPLAN 1994 Conference on Programming Language Design and Implementation (PLDI '94)*. ACM, New York, NY, USA, 159–170. <https://doi.org/10.1145/178243.178257>
- [9] David Callahan, Alan Carle, Mary Wolcott Hall, and Ken Kennedy. 1990. Constructing the Procedure Call Multigraph. *IEEE Trans. Softw. Eng.* 16, 4 (April 1990), 483–487. <https://doi.org/10.1109/32.54302>
- [10] Paul R. Carini and Harini Srinivasan. 1995. *Flow-Sensitive Type Analysis for C++*. Technical Report. RESEARCH REPORT RC 20267, IBM T. J. WATSON RESEARCH CENTER.
- [11] Jeffrey Dean, David Grove, and Craig Chambers. 1995. Optimization of Object-Oriented Programs Using Static Class Hierarchy Analysis. In *Proceedings of the 9th European Conference on Object-Oriented Programming (ECOOP95)*. 77–101.
- [12] D. M. Dhamdhere. 1988. A Fast Algorithm for Code Movement Optimisation. *SIGPLAN Not.* 23, 10 (Oct. 1988), 172–180. <https://doi.org/10.1145/51607.51621>
- [13] Dhananjay M. Dhamdhere and Uday P. Khedker. 1993. Complexity of Bi-directional Data Flow Analysis. In *Proceedings of the 20th ACM SIGPLAN-SIGACT Symposium on Principles of Programming Languages (POPL '93)*. ACM, New York, NY, USA, 397–408. <https://doi.org/10.1145/158511.158696>
- [14] D. M. Dhamdhere and Harish Patil. 1993. An Elimination Algorithm for Bidirectional Data Flow Problems Using Edge Placement. *ACM Trans. Program. Lang. Syst.* 15, 2 (April 1993), 312–336. <https://doi.org/10.1145/169701.169684>
- [15] Dhananjay M. Dhamdhere, Barry K. Rosen, and F. Kenneth Zadeck. 1992. How to Analyze Large Programs Efficiently and Informatively. In *Proceedings of the ACM SIGPLAN 1992 Conference on Programming Language Design and Implementation (PLDI '92)*. ACM, New York, NY, USA, 212–223. <https://doi.org/10.1145/143095.143135>
- [16] Vikram M. Dhaneshwar and Dhananjay M. Dhamdhere. 1995. Strength reduction of large expressions. *J. Prog. Lang.* 3, 2 (1995). <http://compscinet.dcs.kcl.ac.uk/JP/jp030202.abs.html>
- [17] Amer Diwan, Kathryn S. McKinley, and J. Eliot B. Moss. 1998. Type-based Alias Analysis. *SIGPLAN Not.* 33, 5 (May 1998), 106–117. <https://doi.org/10.1145/277652.277670>
- [18] Amer Diwan, Kathryn S. McKinley, and J. Eliot B. Moss. 2001. Using Types to Analyze and Optimize Object-oriented Programs. *ACM Trans. Program. Lang. Syst.* 23, 1 (Jan. 2001), 30–72. <https://doi.org/10.1145/383721.383732>
- [19] Karl-Heinz Drechsler and Manfred P. Stadel. 1988. A Solution to a Problem with Morel and Renvoise's “Global Optimization by Suppression of Partial Redundancies”. *ACM Trans. Program. Lang. Syst.* 10, 4 (Oct. 1988), 635–640. <https://doi.org/10.1145/48022.214509>
- [20] Karl-Heinz Drechsler and Manfred P. Stadel. 1993. A Variation of Knoop, RüThing, and Steffen's Lazy Code Motion. *SIGPLAN Not.* 28, 5 (May 1993), 29–38. <https://doi.org/10.1145/152819.152823>
- [21] Evelyn Duesterwald, Rajiv Gupta, and Mary Lou Soffa. 1997. A Practical Framework for Demand-driven Interprocedural Data Flow Analysis. *ACM Trans. Program. Lang. Syst.* 19, 6 (Nov. 1997), 992–1030. <https://doi.org/10.1145/267959.269970>
- [22] Maryam Emami, Rakesh Ghiya, and Laurie J. Hendren. 1994. Context-sensitive interprocedural points-to analysis in the presence of function pointers. In *Proceedings of the ACM SIGPLAN 1994 conference on Programming language design and implementation (PLDI '94)*. ACM, New York, NY, USA, 242–256. <https://doi.org/10.1145/178243.178264>
- [23] Maria João Frade, Ando Saabas, and Tarmo Uustalu. 2009. Bidirectional Data-flow Analyses, Type-systematically. In *Proceedings of the 2009 ACM SIGPLAN Workshop on Partial Evaluation and Program Manipulation (PEPM '09)*. ACM, New York, NY, USA, 141–150. <https://doi.org/10.1145/1480945.1480965>
- [24] Pritam M. Gharat, Uday P. Khedker, and Alan Mycroft. 2018. *Generalized Points-to Graphs: A New Abstraction of Memory in Presence of Pointers*. Technical Report. IIT Bombay. <https://www.cse.iitb.ac.in/~uday/gpg-web/>
- [25] Samuel Z. Guyer and Calvin Lin. 2003. Client-driven Pointer Analysis. In *Proceedings of the 10th International Conference on Static Analysis (SAS'03)*. Springer-Verlag, Berlin, Heidelberg, 214–236. <http://dl.acm.org/citation.cfm?id=1760267.1760284>
- [26] Max Hailperin. 1998. Cost-optimal Code Motion. *ACM Trans. Program. Lang. Syst.* 20, 6 (Nov. 1998), 1297–1322. <https://doi.org/10.1145/295656.295664>
- [27] Mary W. Hall and Ken Kennedy. 1992. Efficient call graph analysis. *ACM Lett. Program. Lang. Syst.* 1, 3 (Sept. 1992), 227–242. <https://doi.org/10.1145/151640.151643>
- [28] Ben Hardekopf and Calvin Lin. 2011. Flow-sensitive Pointer Analysis for Millions of Lines of Code. In *Proceedings of the 9th Annual IEEE/ACM International Symposium on Code Generation and Optimization (CGO '11)*. IEEE Computer

- Society, Washington, DC, USA, 289–298. <http://dl.acm.org/citation.cfm?id=2190025.2190075>
- [29] Rebecca Hasti and Susan Horwitz. 1998. Using Static Single Assignment Form to Improve Flow-insensitive Pointer Analysis. In *Proceedings of the ACM SIGPLAN 1998 Conference on Programming Language Design and Implementation (PLDI '98)*. ACM, New York, NY, USA, 97–105. <https://doi.org/10.1145/277650.277668>
- [30] Nevin Heintze and Olivier Tardieu. 2001. Demand-driven Pointer Analysis. In *Proceedings of the ACM SIGPLAN 2001 Conference on Programming Language Design and Implementation (PLDI '01)*. ACM, New York, NY, USA, 24–34. <https://doi.org/10.1145/378795.378802>
- [31] Michael Hind. 2001. Pointer Analysis: Haven'T We Solved This Problem Yet?. In *Proceedings of the 2001 ACM SIGPLAN-SIGSOFT Workshop on Program Analysis for Software Tools and Engineering (PASTE '01)*. ACM, New York, NY, USA, 54–61. <https://doi.org/10.1145/379605.379665>
- [32] Martin Hirzel, Amer Diwan, and Johannes Henkel. 2002. On the Usefulness of Type and Liveness Accuracy for Garbage Collection and Leak Detection. *ACM Trans. Program. Lang. Syst.* 24, 6 (Nov. 2002), 593–624. <https://doi.org/10.1145/586088.586089>
- [33] Jianjun Huang, Xiangyu Zhang, and Lin Tan. 2016. Detecting Sensitive Data Disclosure via Bi-directional Text Correlation Analysis. In *Proceedings of the 2016 24th ACM SIGSOFT International Symposium on Foundations of Software Engineering (FSE 2016)*. ACM, New York, NY, USA, 169–180. <https://doi.org/10.1145/2950290.2950348>
- [34] Vineet Kahlon. 2008. Bootstrapping: A Technique for Scalable Flow and Context-sensitive Pointer Alias Analysis. In *Proceedings of the 29th ACM SIGPLAN Conference on Programming Language Design and Implementation (PLDI '08)*. ACM, New York, NY, USA, 249–259. <https://doi.org/10.1145/1375581.1375613>
- [35] Vini Kanvar and Uday P. Khedker. 2016. Heap Abstractions for Static Analysis. *ACM Comput. Surv.* 49, 2, Article 29 (June 2016), 47 pages. <https://doi.org/10.1145/2931098>
- [36] Uday Khedker, Amitabha Sanyal, and Bageshri Karkare. 2009. *Data Flow Analysis: Theory and Practice* (1st ed.). CRC Press, Inc., Boca Raton, FL, USA.
- [37] Uday P. Khedker and Dhananjay M. Dhamdhere. 1994. A Generalized Theory of Bit Vector Data Flow Analysis. *ACM Trans. Program. Lang. Syst.* 16, 5 (Sept. 1994), 1472–1511. <https://doi.org/10.1145/186025.186043>
- [38] Uday P. Khedker and Dhananjay M. Dhamdhere. 1999. Bidirectional Data Flow Analysis: Myths and Reality. *SIGPLAN Not.* 34, 6 (June 1999), 47–57. <https://doi.org/10.1145/606666.606676>
- [39] Uday P. Khedker, Dhananjay M. Dhamdhere, and Alan Mycroft. 2003. Bidirectional Data Flow Analysis for Type Inferencing. *Comput. Lang. Syst. Struct.* 29, 1-2 (April 2003), 15–44. [https://doi.org/10.1016/S1477-8424\(03\)00012-5](https://doi.org/10.1016/S1477-8424(03)00012-5)
- [40] Uday P. Khedker and Bageshri Karkare. 2008. Efficiency, precision, simplicity, and generality in interprocedural data flow analysis: resurrecting the classical call strings method. In *Proceedings of the 17th international conference on Compiler construction (CC08)*. 213–228.
- [41] Uday P. Khedker, Alan Mycroft, and Prashant Singh Rawat. 2012. Liveness-Based pointer analysis. In *Proceedings of the 19th international conference on Static Analysis (SAS12)*. 265–282.
- [42] Uday P. Khedker, Amitabha Sanyal, and Amey Karkare. 2007. Heap Reference Analysis Using Access Graphs. *ACM Trans. Program. Lang. Syst.* 30, 1, Article 1 (Nov. 2007). <https://doi.org/10.1145/1290520.1290521>
- [43] Gary A. Kildall. 1973. A Unified Approach to Global Program Optimization. In *Proceedings of the 1st Annual ACM SIGACT-SIGPLAN Symposium on Principles of Programming Languages (POPL '73)*. ACM, New York, NY, USA, 194–206. <https://doi.org/10.1145/512927.512945>
- [44] Jens Knoop, Oliver Rüthing, and Bernhard Steffen. 1992. Lazy Code Motion. In *Proceedings of the ACM SIGPLAN 1992 Conference on Programming Language Design and Implementation (PLDI '92)*. ACM, New York, NY, USA, 224–234. <https://doi.org/10.1145/143095.143136>
- [45] J. Knoop, O. Rüthing, and B. Steffen. 1993. Lazy strength reduction. *Journal of Programming Languages* 1, 1 (1993), 71–91.
- [46] Jens Knoop, Oliver Rüthing, and Bernhard Steffen. 1994. Optimal Code Motion: Theory and Practice. *ACM Trans. Program. Lang. Syst.* 16, 4 (July 1994), 1117–1155. <https://doi.org/10.1145/183432.183443>
- [47] Jens Knoop, Oliver Rüthing, and Bernhard Steffen. 1994. Partial Dead Code Elimination. In *Proceedings of the ACM SIGPLAN 1994 Conference on Programming Language Design and Implementation (PLDI '94)*. ACM, New York, NY, USA, 147–158. <https://doi.org/10.1145/178243.178256>
- [48] Jens Knoop, Oliver Rüthing, and Bernhard Steffen. 1995. The Power of Assignment Motion. *SIGPLAN Not.* 30, 6 (June 1995), 233–245. <https://doi.org/10.1145/223428.207150>
- [49] William Landi and Barbara G. Ryder. 1992. A Safe Approximate Algorithm for Interprocedural Aliasing. In *Proceedings of the ACM SIGPLAN 1992 Conference on Programming Language Design and Implementation (PLDI '92)*. ACM, New York, NY, USA, 235–248. <https://doi.org/10.1145/143095.143137>
- [50] Chris Lattner, Andrew Lenharth, and Vikram Adve. 2007. Making context-sensitive points-to analysis with heap cloning practical for the real world. In *Proceedings of the 2007 ACM SIGPLAN conference on Programming language design and implementation (PLDI '07)*. ACM, New York, NY, USA, 278–289. <https://doi.org/10.1145/1250734.1250766>

- [51] Ondřej Lhoták and Laurie Hendren. 2003. Scaling Java Points-to Analysis Using SPARK. In *Proceedings of the 12th International Conference on Compiler Construction (CC'03)*. Springer-Verlag, Berlin, Heidelberg, 153–169. <http://dl.acm.org/citation.cfm?id=1765931.1765948>
- [52] Lian Li, Cristina Cifuentes, and Nathan Keynes. 2013. Precise and Scalable Context-sensitive Pointer Analysis via Value Flow Graph. In *Proceedings of the 2013 International Symposium on Memory Management (ISMM '13)*. ACM, New York, NY, USA, 85–96. <https://doi.org/10.1145/2464157.2466483>
- [53] Stephen P. Masticola, Thomas J. Marlowe, and Barbara G. Ryder. 1995. Lattice Frameworks for Multi-source and Bidirectional Data Flow Problems. *ACM Trans. Program. Lang. Syst.* 17, 5 (Sept. 1995), 777–803. <https://doi.org/10.1145/213978.213989>
- [54] Ana Milanova, Atanas Rountev, and Barbara G. Ryder. 2005. Parameterized Object Sensitivity for Points-to Analysis for Java. *ACM Trans. Softw. Eng. Methodol.* 14, 1 (Jan. 2005), 1–41.
- [55] E. Morel and C. Renvoise. 1979. Global Optimization by Suppression of Partial Redundancies. *Commun. ACM* 22, 2 (Feb. 1979), 96–103. <https://doi.org/10.1145/359060.359069>
- [56] Steven S. Muchnick. 1997. *Advanced Compiler Design and Implementation*. Morgan Kaufmann Publishers Inc., San Francisco, CA, USA.
- [57] Flemming Nielson, Hanne R. Nielson, and Chris Hankin. 1999. *Principles of Program Analysis*. Springer-Verlag New York, Inc., Secaucus, NJ, USA.
- [58] Hakjoo Oh and Kwangkeun Yi. 2010. An Algorithmic Mitigation of Large Spurious Interprocedural Cycles in Static Analysis. *Softw. Pract. Exper.* 40, 8 (July 2010), 585–603. <https://doi.org/10.1002/spe.v40:8>
- [59] Rohan Padhye and Uday P. Khedker. 2013. Interprocedural Data Flow Analysis in Soot Using Value Contexts. In *Proceedings of the 2Nd ACM SIGPLAN International Workshop on State Of the Art in Java Program Analysis (SOAP13)*. 31–36.
- [60] Vineeth Kumar Paleri, Y. N. Srikant, and Priti Shankar. 1998. A Simple Algorithm for Partial Redundancy Elimination. *SIGPLAN Not.* 33, 12 (Dec. 1998), 35–43. <https://doi.org/10.1145/307824.307851>
- [61] Jens Palsberg. 2001. Type-based Analysis and Applications. In *Proceedings of the 2001 ACM SIGPLAN-SIGSOFT Workshop on Program Analysis for Software Tools and Engineering (PASTE '01)*. ACM, New York, NY, USA, 20–27. <https://doi.org/10.1145/379605.379635>
- [62] Jens Palsberg and Michael I. Schwartzbach. 1991. Object-oriented Type Inference. In *Conference Proceedings on Object-oriented Programming Systems, Languages, and Applications (OOPSLA '91)*. ACM, New York, NY, USA, 146–161. <https://doi.org/10.1145/117954.117965>
- [63] Hemant D. Pande and Barbara G. Ryder. 1994. Static Type Determination for C++. In *Proceedings of the 6th Conference on USENIX Sixth C++ Technical Conference - Volume 6 (CTEC94)*. 5–5.
- [64] Hemant D. Pande and Barbara G. Ryder. 1995. *Static Type Determination and Aliasing for C++*. Technical Report. Rutgers University.
- [65] B. G. Ryder. 1979. Constructing the Call Graph of a Program. *IEEE Trans. Softw. Eng.* 5, 3 (May 1979), 216–226. <https://doi.org/10.1109/TSE.1979.234183>
- [66] Barbara G. Ryder. 2003. Dimensions of Precision in Reference Analysis of Object-oriented Programming Languages. In *Proceedings of the 12th International Conference on Compiler Construction (CC'03)*. Springer-Verlag, Berlin, Heidelberg, 126–137. <http://dl.acm.org/citation.cfm?id=1765931.1765945>
- [67] Ando Saabas and Tarmo Uustalu. 2007. Type Systems for Optimizing Stack-based Code. *Electronic Notes in Theoretical Computer Science* 190, 1 (2007), 103 – 119. <https://doi.org/10.1016/j.entcs.2007.02.063> Proceedings of the Second Workshop on Bytecode Semantics, Verification, Analysis and Transformation (Bytecode 2007).
- [68] Diptikalyan Saha and C. R. Ramakrishnan. 2005. Incremental and Demand-driven Points-to Analysis Using Logic Programming. In *Proceedings of the 7th ACM SIGPLAN International Conference on Principles and Practice of Declarative Programming (PPDP '05)*. ACM, New York, NY, USA, 117–128. <https://doi.org/10.1145/1069774.1069785>
- [69] Olin Shivers. 1991. *Control-Flow Analysis of Higher-Order Languages*. Technical Report.
- [70] Jeremy Singer. 2004. Sparse bidirectional data flow analysis as a basis for type inference. In *In Web proceedings of the Applied Semantics Workshop*.
- [71] Yannis Smaragdakis, Martin Bravenboer, and Ondrej Lhoták. 2011. Pick your contexts well: understanding object-sensitivity. In *Proceedings of the 38th annual ACM SIGPLAN-SIGACT symposium on Principles of programming languages (POPL11)*. 17–30.
- [72] Johannes Späth, Lisa Nguyen Quang Do, Karim Ali, and Eric Bodden. 2016. Boomerang: Demand-Driven Flow- and Context-Sensitive Pointer Analysis for Java. In *30th European Conference on Object-Oriented Programming (ECOOP 2016) (Leibniz International Proceedings in Informatics (LIPIcs))*, Shriram Krishnamurthi and Benjamin S. Lerner (Eds.), Vol. 56. Schloss Dagstuhl–Leibniz-Zentrum fuer Informatik, Dagstuhl, Germany, 22:1–22:26. <https://doi.org/10.4230/LIPIcs.ECOOP.2016.22>

- [73] Manu Sridharan and Rastislav Bodík. 2006. Refinement-based Context-sensitive Points-to Analysis for Java. In *Proceedings of the 27th ACM SIGPLAN Conference on Programming Language Design and Implementation (PLDI '06)*. ACM, New York, NY, USA, 387–400. <https://doi.org/10.1145/1133981.1134027>
- [74] Manu Sridharan, Satish Chandra, Julian Dolby, Stephen J. Fink, and Eran Yahav. 2013. Aliasing in Object-Oriented Programming. Springer-Verlag, Berlin, Heidelberg, Chapter Alias Analysis for Object-oriented Programs, 196–232. <http://dl.acm.org/citation.cfm?id=2554511.2554523>
- [75] Manu Sridharan, Denis Gopan, Lexin Shan, and Rastislav Bodík. 2005. Demand-driven Points-to Analysis for Java. In *Proceedings of the 20th Annual ACM SIGPLAN Conference on Object-oriented Programming, Systems, Languages, and Applications (OOPSLA '05)*. ACM, New York, NY, USA, 59–76. <https://doi.org/10.1145/1094811.1094817>
- [76] Bjarne Steensgaard. 1996. Points-to Analysis in Almost Linear Time. In *Proceedings of the 23rd ACM SIGPLAN-SIGACT Symposium on Principles of Programming Languages (POPL '96)*. ACM, New York, NY, USA, 32–41. <https://doi.org/10.1145/237721.237727>
- [77] Yulei Sui, Sen Ye, Jingling Xue, and Pen-Chung Yew. 2011. SPAS: Scalable Path-sensitive Pointer Analysis on Full-sparse SSA. In *Proceedings of the 9th Asian Conference on Programming Languages and Systems (APLAS'11)*. Springer-Verlag, Berlin, Heidelberg, 155–171. https://doi.org/10.1007/978-3-642-25318-8_14
- [78] Vijay Sundaresan, Laurie Hendren, Chrislain Razafimahefa, Raja Vallée-Rai, Patrick Lam, Etienne Gagnon, and Charles Godin. 2000. Practical Virtual Method Call Resolution for Java. In *Proceedings of the 15th ACM SIGPLAN Conference on Object-oriented Programming, Systems, Languages, and Applications (OOPSLA '00)*. ACM, New York, NY, USA, 264–280. <https://doi.org/10.1145/353171.353189>
- [79] Tian Tan, Yue Li, and Jingling Xue. 2017. Efficient and Precise Points-to Analysis: Modeling the Heap by Merging Equivalent Automata. In *Proceedings of the 38th ACM SIGPLAN Conference on Programming Language Design and Implementation (PLDI 2017)*. ACM, New York, NY, USA, 278–291. <https://doi.org/10.1145/3062341.3062360>
- [80] Frank Tip and Jens Palsberg. 2000. Scalable Propagation-based Call Graph Construction Algorithms. In *Proceedings of the 15th ACM SIGPLAN Conference on Object-oriented Programming, Systems, Languages, and Applications (OOPSLA '00)*. ACM, New York, NY, USA, 281–293. <https://doi.org/10.1145/353171.353190>
- [81] Reinhard von Hanxleden and Ken Kennedy. 1994. GIVE-N-TAKE&Mdash;a Balanced Code Placement Framework. *SIGPLAN Not.* 29, 6 (June 1994), 107–120. <https://doi.org/10.1145/773473.178253>
- [82] Tiejun Wang and Scott F. Smith. 2001. Precise Constraint-Based Type Inference for Java. In *Proceedings of the 15th European Conference on Object-Oriented Programming (ECOOP '01)*. Springer-Verlag, London, UK, UK, 99–117. <http://dl.acm.org/citation.cfm?id=646158.679874>
- [83] John Whaley and Monica S. Lam. 2004. Cloning-based Context-sensitive Pointer Alias Analysis Using Binary Decision Diagrams. In *Proceedings of the ACM SIGPLAN 2004 Conference on Programming Language Design and Implementation (PLDI '04)*. ACM, New York, NY, USA, 131–144. <https://doi.org/10.1145/996841.996859>
- [84] Glynn Winskel. 1993. *The Formal Semantics of Programming Languages: An Introduction*. MIT Press, Cambridge, MA, USA.
- [85] Dacong Yan, Guoqing Xu, and Atanas Rountev. 2011. Demand-driven Context-sensitive Alias Analysis for Java. In *Proceedings of the 2011 International Symposium on Software Testing and Analysis (ISSTA '11)*. ACM, New York, NY, USA, 155–165. <https://doi.org/10.1145/2001420.2001440>
- [86] Hongtao Yu, Jingling Xue, Wei Huo, Xiaobing Feng, and Zhaoqing Zhang. 2010. Level by Level: Making Flow- and Context-sensitive Pointer Analysis Scalable for Millions of Lines of Code. In *Proceedings of the 8th Annual IEEE/ACM International Symposium on Code Generation and Optimization (CGO10)*. 218–229. <https://doi.org/10.1145/1772954.1772985>
- [87] Xin Zheng and Radu Rugina. 2008. Demand-driven Alias Analysis for C. In *Proceedings of the 35th Annual ACM SIGPLAN-SIGACT Symposium on Principles of Programming Languages (POPL '08)*. ACM, New York, NY, USA, 197–208. <https://doi.org/10.1145/1328438.1328464>
- [88] Jianwen Zhu. 2005. Towards Scalable Flow and Context Sensitive Pointer Analysis. In *Proceedings of the 42Nd Annual Design Automation Conference (DAC '05)*. ACM, New York, NY, USA, 831–836. <https://doi.org/10.1145/1065579.1065798>

A DETAILED WORKING OF DEMAND-DRIVEN APPROACH USING DIFFERENT SPECULATION STRATEGY

We present working of the conventional demand-driven alias analysis [30, 32, 41] in Figure 16. Conventional methods raise demand for indirect assignment statements of the form $*p = x$ and $y \rightarrow f = new Z$, speculating that such a demand could be an alias of the demand reaching that statement. We have seen that such a speculation is necessary to ensure soundness in Example 3 in

Program	Data flow information at the program points just after the numbered statements					
	Round #1		Round #2		Round #3	
	Demand	PTG edges	Demand	PTG edges	Demand	PTG edges
03 : $q = \&z;$	\emptyset	\emptyset	\emptyset	\emptyset	$\{X.f\}$	\emptyset
04 : $p = \&z;$	$\{p\}$	$\{p \rightarrow z\}$	\emptyset	\emptyset	$\{X.f\}$	\emptyset
05 : $x = \text{new } X;$	$\{p\}$	$\{p \rightarrow z\}$	$\{x\}$	$\{x \rightarrow X\}$	$\{X.f\}$	\emptyset
14 : $y = \text{new } X;$	$\{p\}$	$\{p \rightarrow z\}$	$\{x\}$	$\{x \rightarrow X\}$	$\{X.f, y\}$	$\{y \rightarrow X\}$
15 : $*p = x;$	$\{z\}$	$\{p \rightarrow z\}$	\emptyset	$\{x \rightarrow X, z \rightarrow X\}$	$\{X.f, y\}$	$\{y \rightarrow X\}$
23 : $x \rightarrow f = \text{new } Y;$	$\{z\}$	$\{p \rightarrow z\}$	\emptyset	$\{x \rightarrow X, z \rightarrow X\}$	$\{X.f, y\}$	$\{y \rightarrow X, X \xrightarrow{f} Y\}$
24 : $y \rightarrow f = \text{new } Z;$	$\{z\}$	$\{p \rightarrow z\}$	\emptyset	$\{x \rightarrow X, z \rightarrow X\}$	$\{X.f\}$	$\{y \rightarrow X, X \xrightarrow{f} \{Y, Z\}\}$
27 : $t = z \rightarrow f;$	$\{t\}$	$\{p \rightarrow z\}$	\emptyset	$\{x \rightarrow X, z \rightarrow X\}$	\emptyset	$\{y \rightarrow X, X \xrightarrow{f} \{Y, Z\}, t \rightarrow \{Y, Z\}\}$
28 : $t \rightarrow \text{vfun } ();$						

Fig. 16. Multiple rounds of demand and points-to graph (PTG) propagation with conventional demand-driven method for static resolution of virtual call at line 28 of the program in Figure 1. The final PTG at a program point is the union of all edges added in each round at that program point. Demands are propagated in the backward direction whereas PTG edges are propagated in the forward direction.

Section 2.2. The virtual call statement at line 28 raises demand for t , which in turn raises demand for z at line 27. Statement at line 15 kills the demand for z and raises demand for p speculating that p could point to z . Points-to information $\{p \rightarrow z\}$ is propagated in the forward direction. Since p points-to z , demand for x will be raised by line 15. Line 05 computes the points-to information $x \rightarrow X$. Line 15 uses that points-to information and computes $z \rightarrow X$. Now abstract name for $z \rightarrow f$ can be computed at line 27 and thus demand for abstract name $X.f$ is raised. Speculating $y \rightarrow f$ at line 24 to be an alias of $X.f$, demand for y is raised. Because x points-to X , points-to information $X \xrightarrow{f} Y$ is computed at line 23. The spurious information that y points-to X results in computing the points-to information $X \xrightarrow{f} Z$ at line 24. The spurious node alias between x and y results in spurious link aliases. Thus imprecise points-to information $t \rightarrow \{X, Y\}$ is computed.

We present working of our proposed improved demand-driven method in Figure 17. The virtual call statement at line 28 raises demand for t which in turn raises demand for z and $\&z$ at line 27. Instead of speculating and raising demands at indirect assignment statements, we raise demand for address-of a variable, when address of such a variable is taken in the program. Address of a variable seeks to find pointers to it. Thus demand for $\&z$ helps compute the points-to information $q \rightarrow z$ and $p \rightarrow z$ at lines 03 and 04 respectively. Since p points-to z , demand for x will be raised by line 15. This identifies points-to information $x \rightarrow X$ at line 05. This information is used by line 15 to compute points-to information $z \rightarrow X$. Now abstract name for $z \rightarrow f$ can be identified at line 27 and thus demand for abstract name $X.f$ is raised. Thus points-to information that $X \xrightarrow{f} Y$ is computed by line 23. Note that since demand for y has not been raised, abstract name for $y \rightarrow f$ cannot be deduced. Thus statement in line 24 is not used to compute points-to information. This helps in eliminating spurious link aliases by avoiding spurious node aliases which gets introduced due to data abstractions. Thus, precise points-to information $t \rightarrow \{Y\}$ is computed.

Program	Data flow information at the program points just after the numbered statements					
	Round #1		Round #2		Round #3	
	Demand	PTG edges	Demand	PTG edges	Demand	PTG edges
03 : q = &z;	{z, &z}	{q → z}	∅	∅	{X.f}	∅
04 : p = &z;	{z, &z}	{q → z, p → z}	∅	∅	{X.f}	∅
05 : x = new X;	{z, &z}	{q → z, p → z}	{x}	{x → X}	{X.f}	∅
14 : y = new X;	{z, &z}	{q → z, p → z}	{x}	{x → X}	{X.f}	∅
15 : *p = x;	{z, &z}	{q → z, p → z}	∅	{x → X, z → X}	{X.f}	∅
23 : x->f = new Y;	{z, &z}	{q → z, p → z}	∅	{x → X, z → X}	{X.f}	{X ^f → Y}
24 : y->f = new Z;	{z, &z}	{q → z, p → z}	∅	{x → X, z → X}	{X.f}	{X ^f → Y}
27 : t = z->f;	{t}	{q → z, p → z}	∅	{x → X, z → X}	∅	{X ^f → Y, t → Y}
28 : t->vfun ();						

Fig. 17. Multiple rounds of demand and points-to graph (PTG) propagation with our demand-driven method for static resolution of virtual call at line 28 of the program in Figure 1. The final PTG at a program point is the union of all edges added in each round at that program point. Demands are propagated in the backward direction whereas PTG edges are propagated in the forward direction.