

# Application of Nilsson model for deformed nucleus in relativistic heavy ion collisions

S. K. Tripathy<sup>1,2</sup>, M. Younus<sup>3,\*</sup>, P. K. Sahu<sup>1</sup>, and Z. Naik<sup>2</sup>

<sup>1</sup>Institute of Physics, HBNI, Sachivalaya Marg, Bhubaneswar 751005, India

<sup>2</sup>Sambalpur University, Jyoti Vihar, Burla, Sambalpur, Odisha 768019

<sup>3</sup>Discipline of Physics, School of Basic Sciences, Indian Institute of Technology Indore, Simrol, Indore 453552, India

## Abstract

For spherically symmetric nucleus (Au or Pb), Wood-Saxon (WS) distribution proves to be highly manoeuvrable and aptly suitable in giving nucleon distribution within a nucleus. Incorporating shape modification in WS, earlier attempts were made to explain observables in deformed nucleus such as Uranium(U). Although the shape of distribution remains consistent, the Modified Wood Saxon (MWS) overestimates the particle multiplicities. In this work, we use an alternate approach known as Nilsson model, to explain U+U collisions at  $\sqrt{s_{NN}} = 193$  GeV of RHIC. We have implemented the formalism in HIJING model to calculate charged particle multiplicity and pseudo-rapidity distributions. The model describes the experimental data more closely than WS/MWS and thus is more suitable to study deformed nucleus within this model formalism.

*Keywords : Monte Carlo simulations, deformed nuclei, Charged particle production*

*PACS: 21.60.Ka, 25.75.Dw*

## 1 Introduction

One of the goals of heavy ion collisions is to produce a system of de-confined quarks and gluons (known as QGP) at high temperatures and densities. Existing experimental data and theoretical simulations indicate the formation of collective phenomena at the early stage of QGP. Some of the experimental observable suggests that initial anisotropy in partons' configuration affects the final state particle and hence, corresponding observables. It is known that both kinematics and dynamics of heavy ion collisions depend upon collision centrality as well as nucleon distributions of colliding nuclei. The multi-scattering of the participant nucleons and their constituent partons give rise to some novel phenomena such as nuclear shadowing, Cronin effects etc [1, 2]. Similarly, non-participating nucleons or spectators contribute to the chiral magnet effects produced in QGP. So, in order to simulate and study QGP dynamics, initial state geometry plays a very important role and must be precisely evaluated and determined.

In case of spherical nuclei (viz. Au or Pb) collisions, the standard Wood-Saxon(WS) distribution [3] of nucleons inside a nucleus gives us charged particle multiplicity distributions ( $N_{ch}$ ). However for collisions of U+U nuclei, owing to their prolate shape, they can undergo collisions with body-body, tip-tip, or body-tip or with any random configuration and may provide different pre-equilibrium conditions than that described by WS for spherical nuclei collisions. When Modified Wood-Saxon(MWS) [4] distribution is applied to U+U collision system, a mismatch with the experimental data particularly at the high multiplicity region is observed [5], although

---

\*younus.presi@gmail.com

many in-depth and first-hand information on deformed system could be obtained from these studies using MWS.

In this paper, we have taken an alternative approach for calculating  $N_{ch}$  distribution. We have started from Nilsson potential or Modified harmonic oscillator(MHO) potential [6, 7], to derive and develop the MHO nucleon distribution for Uranium nucleus and calculate charged particle multiplicity distribution using Glauber formalism within HIJING model [8]. We found that MHO reduces deviation from experimental data to considerably good extent and produces those values in most central collisions.

The paper is organised as follow. In Sec 2 we will present derivation of Nilsson formalism and will explain in detail analytical form of various terms associated with. In Sec 3 we will show results from this formalism along with Wood Saxon and Modified Wood Saxon formalism. We will compare our results along with published data in this section as well. Finally we will summarise in Sec 4.

## 2 Nilsson distribution/Modified harmonic oscillator(MHO)

Using semi-classical partition function [9]

$$Z_{sc}(\beta) = \frac{2}{h^3} \int e^{-\beta H_{sc}} d^3r d^3p, \quad (1)$$

one may derive the the standard Thomas-Fermi relations (Leading Order) for nucleons' single particle distribution  $\varrho(r)$ , and energy densities inside a nucleus for a given potential  $V(r)$  in the Hamiltonian,  $H_{sc} = \frac{1}{2} \sum m_i r_i^2 + V(r)$  as,

$$\varrho(r) = \frac{1}{3\pi^2} \left[ \frac{2m}{h^2} (\lambda_0 - V(r)) \right]^{3/2} \quad (2)$$

The higher order corrections in orders and terms of  $\hbar$  have been calculated [10]. Here as a first attempt, we have derived and used the leading order term as shown in [11]. Here,  $V(r, \vartheta)$  is the Nilsson potential and  $\lambda_0$  is the cut on turning point for Nilsson potential, when  $\lambda_0 - V(r)$  becomes negative.

Binomial expansion of Eq. 2 can be written as follows:

$$\begin{aligned} \varrho(r) &= \frac{1}{3\pi^2} \left( \frac{2m}{h^2} \right)^{3/2} \lambda_0^{3/2} [1 - V(r, \vartheta)/\lambda_0]^{3/2} \\ &= \frac{1}{3\pi^2} \left( \frac{2m}{h^2} \right)^{3/2} \lambda_0^{3/2} [1 - (3/2)V(r, \vartheta)/\lambda_0 \\ &\quad + (3/8)(V(r, \vartheta)/\lambda_0)^2 - (3/48)(V(r, \vartheta)/\lambda_0)^3 \\ &\quad + \mathcal{O}((V(r)/\lambda_0)^4)] [1/\text{fm}^3] \end{aligned} \quad (3)$$

Eq. 3 is in expanded form assuming  $\lambda_0 > V(r, \vartheta)$ . Also, the value assumed for  $\lambda_0 \gtrsim V(R_\vartheta, \vartheta)$ , as  $\varrho(r)$  goes smoothly to zero.

We have taken the surface radius of the uranium nucleus as [12]

$$\begin{aligned} R|_{\vartheta=0} &= R_A \left( 1 - \frac{2\varepsilon_2}{3} \right) [\text{fm}], \\ R|_{\vartheta=\pi/2} &= R_A \left( 1 + \frac{\varepsilon_2}{3} \right) [\text{fm}] \end{aligned} \quad (4)$$

where,  $R_A (= 1.2A^{1/3})$  is the surface radius of undistorted uranium nucleus.

The Nilsson form of  $V(r, \vartheta)$  is taken assuming anharmonic oscillator equation for the distorted

nucleus (also known as modified harmonic oscillator, MHO) is as follows:

$$\begin{aligned} V(r, \varepsilon, \vartheta) &= \frac{1}{2} \hbar \omega_0(\varepsilon) \varrho_t^2 \left[ 1 + 2\varepsilon_1 \sqrt{\frac{4\pi}{3}} Y_{10}(\vartheta_t) \right. \\ &\quad \left. - \frac{2}{3} \varepsilon_2 \sqrt{\frac{4\pi}{5}} Y_{20}(\vartheta_t) + 2 \sum_{\lambda=3}^{\lambda_{\max}} \varepsilon_\lambda \sqrt{\frac{4\pi}{2\lambda+1}} Y_{\lambda 0}(\vartheta_t) \right], \end{aligned} \quad (5)$$

Considering even order terms up to 2nd order as mentioned in Ref. [11]

$$V(r, \varepsilon, \vartheta) = \frac{1}{2} \hbar \omega_0(\varepsilon) \varrho_t^2 \left[ 1 - \frac{2}{3} \varepsilon_2 \sqrt{\frac{4\pi}{5}} Y_{20}(\vartheta_t) \right] [\text{MeV}] \quad (6)$$

where the spherical harmonics,

$$Y_{20}(\vartheta) = \frac{1}{4} \sqrt{\frac{5}{\pi}} (3 \cos^2 \vartheta - 1) \quad (7)$$

and

$$\cos \vartheta_t = \left[ \frac{1 - (2/3)\varepsilon_2}{1 + \varepsilon_2[(1/3) - \cos^2 \vartheta]} \right]^{1/2} \cdot \cos \vartheta \quad (8)$$

One can also calculate,  
 $\omega_0(\varepsilon) = \omega_{00} (1 - \frac{1}{3}\varepsilon_2^2 - \frac{2}{27}\varepsilon_2^3)^{-1/3}$   
 where  $\omega_{00}$  value can be calculated from the expression,  
 $\hbar\omega_{00} = 41 \times A^{-1/3} \text{ MeV}$  (for U,  $A = 238$ ).

The position of the nucleon from nucleus centre,  $\varrho_t$  in the stretched spherical coordinates is given by

$$\varrho_t^2 = \xi^2 + \eta^2 + \zeta^2 [\text{fm}^2]$$

where  $\xi = x \left[ \frac{m\omega_0(\varepsilon)}{\hbar} (1 + \frac{1}{3}\varepsilon_2) \right]^{1/2}$ ,  $\eta = y \left[ \frac{m\omega_0(\varepsilon)}{\hbar} (1 + \frac{1}{3}\varepsilon_2) \right]^{1/2}$  and  $\zeta = z \left[ \frac{m\omega_0(\varepsilon)}{\hbar} (1 - \frac{2}{3}\varepsilon_2) \right]^{1/2}$ .

Therefore, we have

$$\Rightarrow \varrho_t^2 = r^2 \frac{m\omega_0(\varepsilon)}{\hbar} [\sin^2 \vartheta (1 + \frac{1}{3}\varepsilon_2) + \cos^2 \vartheta (1 - \frac{2}{3}\varepsilon_2)] .$$

We have also used quadrupole deformation parameter in our current work [11]

$$\varepsilon_2 = 0.944\beta_2 - 0.122\beta_2^2 + 0.154\beta_2\beta_4 - 0.199\beta_4^2 \quad (9)$$

Value of  $\beta_i$  are mentioned in Table of Ref. [13].

Thus, we have Nilsson single particle distribution for nucleons inside Uranium nucleus from Eq. 3.

Finally, for the comparison purposes, we have implemented Nilsson distribution alongside Modified Wood Saxon distribution in the in-built Glauber formalism of HIJING . We have taken U+U  $\sqrt{S_{NN}}=193 \text{ GeV}$  and charged particles for our calculations. In HIJING, density distributions (WS/MWS/MHO) generate transverse position of individual nucleons. Between each pair of colliding nucleons, impact parameter is calculated using their transverse positions. Eikonal formalism, which uses straight line trajectories between two nucleons is used to calculate probability of collision.

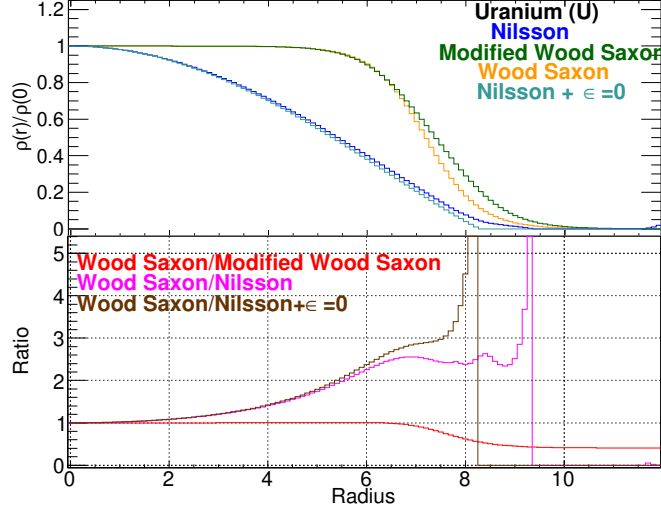


Figure 1: (Color online) In the top plot, density distribution for Wood-Saxon(Green), Modified Wood Saxon (Black), Nilsson (Blue) and Nilsson with deformation parameter ( $\epsilon = 0$ ) in (cyan) in U nuclei are shown. In the bottom plot, ratio between Wood Saxon to Modified Wood Saxon (Red), Wood Saxon to Nilsson (Magenta) and Wood Saxon to Nilsson with with deformation parameter ( $\epsilon = 0$ ) are shown.

### 3 Results and discussions

We have shown normalised nucleon density in Uranium nucleus using Nilsson(MHO), Modified Wood-Saxon(MWS), and standard Wood-Saxon(WS) in Fig. 1. Here, we see that distribution from MHO drops rapidly and faster than MWS and WS. It is in agreement with earlier study by Bengtsson et al., [11] that MHO drops as  $\sim e^{-\alpha r^2}$ , while MWS or WS drop as  $\sim e^{-\alpha r}$ , asymptotically. From  $r=4$  fm onwards, the ratio of MHO and MWS shows a deviation from unity.

We have plotted minimum bias charged particle multiplicity ( $N_{ch}$ ) for Au+Au collision at  $\sqrt{s_{NN}}=200$  GeV using WS and MHO (with  $\epsilon=0$ ) in HIJING model and compared with experimental data [14] in Fig. 2. WS distribution within HIJING overestimates the experimental data although the profile shape remains consistent. On the other hand, MHO with zero deformity reduces the overestimation to a large extent, keeping the profile shape almost intact. MHO with zero deformity, can reproduce the results of WS in the plateau region.

We have plotted our estimation of  $N_{ch}$  for U+U collisions at  $\sqrt{s_{NN}}=193$  GeV, with MHO, MWS and WS formalism from HIJING in Fig 3a. MHO as before, is much closer to STAR experimental data and keeps the shape intact to an extent, while MWS and WS overestimate the data at high multiplicity regions. In Fig 3b, we have shown Nilsson results with random angle orientation of target and projectile nuclei(Nilsson random), with  $\vartheta = 0$  (tip-tip) and  $\vartheta = \pi/2$  (body-body). We observe that, random angle average and body-body configuration yields similar results, while tip-tip configuration gives about twice magnitude.

We have plotted charged particle pseudo-rapidity distribution ( $dN_{ch}/d\eta$ ) for most central collisions (0–5%) in U+U collision at  $\sqrt{s_{NN}}=193$  GeV, with MHO, MWS, and WS formalisms from HIJING in Fig 4a. MHO gives much lower estimates of rapidity distribution compared to WS and MWS. In the similar way of Fig 3b, we observe in in Fig 4b that, Nilsson with random angle gives consistent result with body-body configuration but tip-tip configuration yields higher magnitude, almost two times.

We have plotted,  $dN_{ch}/d\eta$  vs. centrality for U+U collision at  $\sqrt{s_{NN}}=193$  GeV from HIJING with WS, MWS and MHO formalism in Fig 5a. We have compared our results with experimental

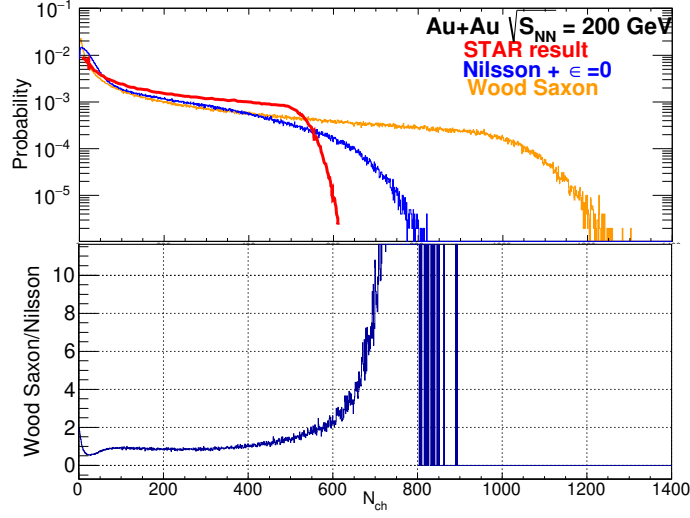


Figure 2: (Color online) HIJING  $N_{ch}$  distribution using Wood Saxon (black) and Nilsson (with  $\epsilon = 0$ ) (red) for Au+Au 200 GeV in the top panel. Experimental data are from Ref [14]. Ratio of Wood Saxon to Nilsson (with  $\epsilon = 0$ ) are shown in bottom panel.

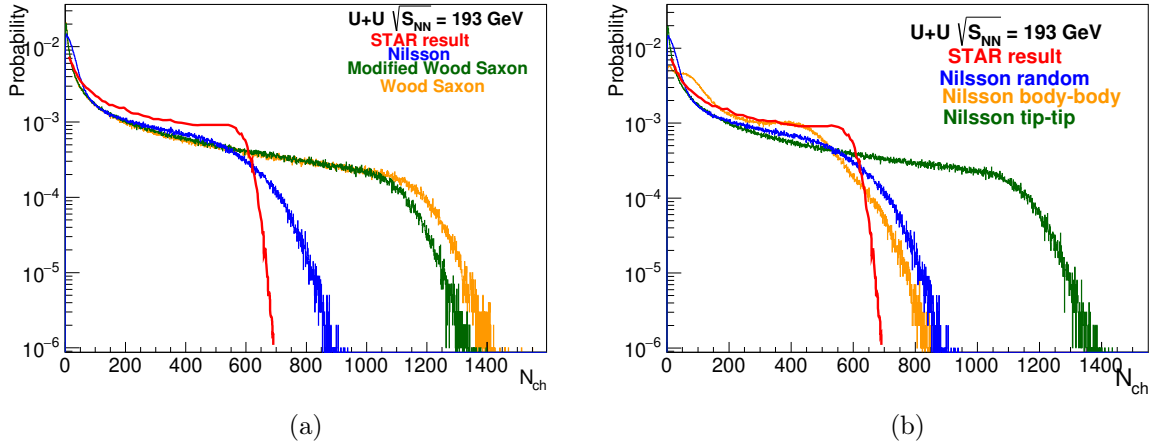


Figure 3: (Color online) HIJING  $N_{ch}$  distribution for minimum bias collision with  $|\eta| < 0.5$ . WS, MWS and MHO are shown in Fig 3a and Nilsson with random angle, tip-tip( $\vartheta = 0$ ) and body-body( $\vartheta = \pi/2$ ) shown in in Fig 3b. Experimental data are from [15]

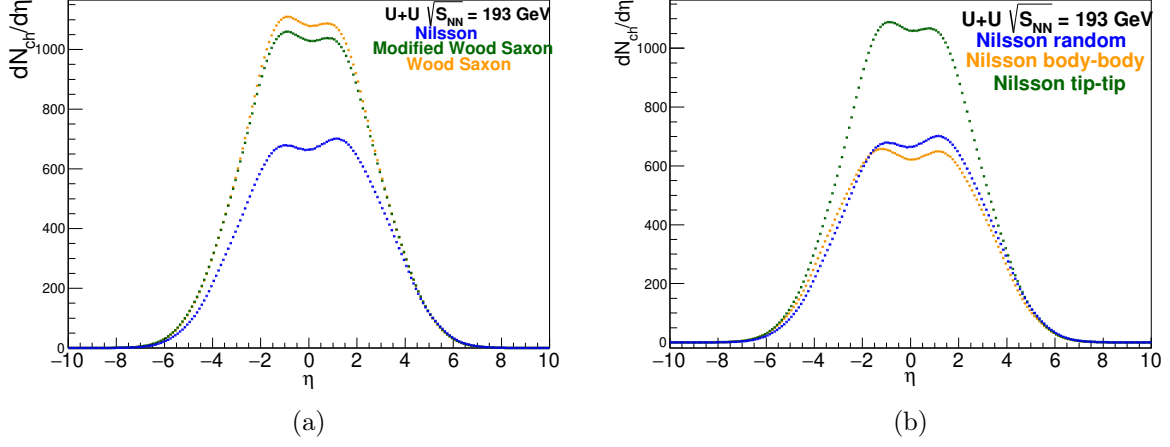


Figure 4: (Color online) HIJING  $dN_{ch}/d\eta$  distribution for central collisions (0–5%). WS, MWS and MHO are shown in Fig 4a and Nilsson with random angle, tip-tip( $\vartheta = 0$ ) and body-body( $\vartheta = \pi/2$ ) shown in in Fig 4b.

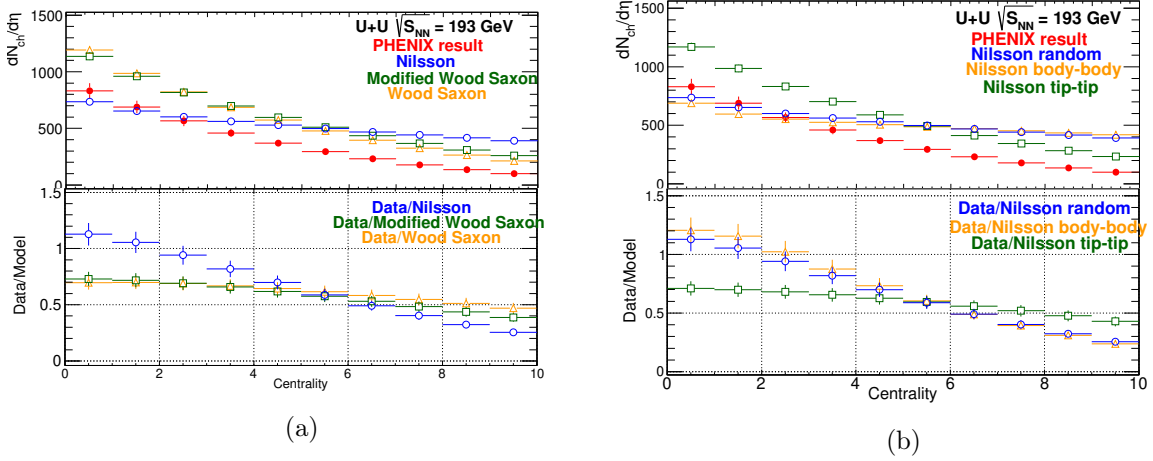


Figure 5: (Color online) HIJING  $dN_{ch}/d\eta$  distribution for centralities 0-50% (In x-axis, 0 represents 0-5% and 9 represent 45-50% and 5% interval in between them). WS, MWS and MHO are shown in Fig 5a and Nilsson with random angle, tip-tip( $\vartheta = 0$ ) and body-body( $\vartheta = \pi/2$ ) shown in in Fig 5b. In the bottom plot, ratio with experimental data [16] to each model results are shown.

data [16]. In central collisions, our results (MHO) matches experimental results, however WS and MWS both show considerable deviation from data in all centralities. We will keep investigating the miss-match with MHO in higher centralities and keep on tuning our model parameters. In similar trend with Fig 3b and Fig 4b, Fig 5b shows almost same magnitude of Nilsson random and body-body configuration and hence closer to experimental data in most central collisions.

## 4 Conclusion

For the first time in heavy ion collision models, we have implemented and tested Nilsson or Modified Harmonic Oscillator(MHO) distribution, to explain some of the observed experimental results for U+U collisions at available RHIC energy within HIJING code. Along with this study, we have shown results from Wood Saxon and Modified Wood Saxon results and compared with available experimental data. At the first attempt, MHO gives closer estimation to experimental charged particle multiplicity distribution than other two formalism. Without any deformation, MHO in plateau region of Nch distribution, also gives closer value to non-deformed nuclei collision results viz Au.

In this study we have taken random angle orientation of U nuclei along beam axis as well as two specific orientations, i.e. body-body and tip-tip. Our study shows that within HIJING formalism, tip-tip orientations of colliding nuclei can generate significantly larger number of produced particles than body-body or orientation average configurations. We observed that body-body configuration gives similar magnitude that of orientation average.

## References

- [1] J. W. Cronin, H. J. Frisch, M. J. Shochet, J. P. Boymond, P. A. Piroue, and R. L. Sumner, Phys. Rev. **D 11**, 3105 (1975)
- [2] K.J. Eskola, V.J. Kolhinen, C.A. Salgado, Eur. Phys. J. **C 9**, 61 (1999)
- [3] Roger D. Woods and David S. Saxon, Phys. Rev. **95**, 577 (1954)
- [4] D.L. Hendrie, N.K. Glendenning, B.G. Harvey, O.N. Jarvis, H.H. Duhm, J. Saudinos, J. Mahoney, Phys. Lett. **B 26**, Issue 3, 127 (1968)
- [5] Md. R. Haque, Z-W. Lin, and B. Mohanty, Phys. Rev. **C 85**, 034905 (2012)
- [6] Shapes and Shells in nuclear structure, Nilsson and Ragnarsson, Cambridge Univ. Press, 1995
- [7] Structure Of The Nucleus by M. A. Preston, Bhaduri, R. K. Bhaduri, WestView Press(1993)
- [8] Miklos Gyulassy and Xin-Nian Wang, Comput.Phys.Commun. **83** (1994) 307; <http://ntc0.lbl.gov/~xnwang/hijing/>
- [9] B. K. Jennings, R. K. Bhaduri, and M. Brack, Nucl. Phys. **A 253**, 29 (1975)
- [10] J. Dudek, W. Nazarewicz, and P. Olanders, Nucl. Phys. **A420**, 285 (1984)
- [11] R. Bengtsson et al., Physica Scripta **39**, 196 (1989).
- [12] Bao-An Li, Phys. Rev. **C 61**, 021903 (R) (2000)
- [13] P.Moller, J.R.Nix, W.D.Myers and W.J.Swiatecki, Atomic Data and Nuclear Data Tables **59**, 185 (1995)

- [14] L. Adamczyk et al (STAR Collaboration) Phys. Rev. **C 96**, 024905 (2017)
- [15] Hui Wang (Brookhaven National Lab) Quark Matter 2014 - Talk  
<https://indico.cern.ch/event/219436/timetable/?view=standard>
- [16] A. Adare et al., Phys. Rev. **C 93**, 024901 (2016)