

Minimally toughness in special graph classes

Gyula Y. Katona^{*1,2} and Kitti Varga^{†1,3}

¹Department of Computer Science and Information Theory,
Budapest University of Technology and Economics, Hungary

²MTA-ELTE Numerical Analysis and Large Networks Research
Group, Hungary

³Alfréd Rényi Institute of Mathematics, Hungarian Academy of
Sciences

December 3, 2024

Abstract

Let t be a positive real number. A graph is called t -tough if the removal of any vertex set S that disconnects the graph leaves at most $|S|/t$ components, and all graphs are considered 0-tough. The toughness of a graph is the largest t for which the graph is t -tough, whereby the toughness of complete graphs is defined as infinity. A graph is minimally t -tough if the toughness of the graph is t and the deletion of any edge from the graph decreases the toughness. In this paper we investigate the minimum degree and the recognizability of minimally t -tough graphs in the classes of chordal graphs, split graphs, claw-free graphs and $2K_2$ -free graphs.

^{*}kiskat@cs.bme.hu

[†]vkitti@cs.bme.hu

1 Introduction

All graphs considered in this paper are finite, simple and undirected. Let $\omega(G)$ denote the *number of components*¹, $\Delta(G)$ the *maximum degree* and $\kappa(G)$ the *connectivity number* of the graph G . For a connected graph G , a vertex set $S \subseteq V(G)$ is called a *cutset* if its removal disconnects the graph.

The notion of toughness was introduced by Chvátal in [2] to investigate Hamiltonicity.

Definition 1.1. Let t be a real number. A graph G is called *t-tough* if $|S| \geq t \cdot \omega(G - S)$ holds for any vertex set $S \subseteq V(G)$ that disconnects the graph (i.e. for any $S \subseteq V(G)$ with $\omega(G - S) > 1$). The *toughness* of G , denoted by $\tau(G)$, is the largest t for which G is *t-tough*, taking $\tau(K_n) = \infty$ for all $n \geq 1$.

We say that a cutset $S \subseteq V(G)$ is a *tough set* if $\omega(G - S) = |S|/\tau(G)$.

Note that a graph is disconnected if and only if its toughness is 0.

Obviously, the more edges a graph has, the larger its toughness can be. The main focus of this work is on graphs whose toughness decreases whenever any of their edges is deleted.

Definition 1.2. A graph G is said to be *minimally t-tough* if $\tau(G) = t$ and $\tau(G - e) < t$ for all $e \in E(G)$.

For instance, every complete graph on at least two vertices is minimally ∞ -tough. Note that since the toughness of any noncomplete graph is a rational number, there exist no minimally tough graphs with irrational toughness.

It follows directly from the definition that every *t-tough* noncomplete graph is $2t$ -connected, where t is a nonnegative real number, implying $\kappa(G) \geq 2\tau(G)$ for noncomplete graphs. Therefore, the minimum degree of any *t-tough* noncomplete graph is at least $\lceil 2t \rceil$ for any nonnegative real number.

The following conjecture is motivated by a theorem of Mader [8], which states that every minimally k -connected graph has a vertex of degree k , where k is a positive integer.

Conjecture 1.3 (Kriesell [4]). Every minimally 1-tough graph has a vertex of degree 2.

¹Using $\omega(G)$ to denote the number of components might be confusing; most of the literature on toughness, however, uses this notation.

This conjecture can be naturally generalized to any positive real number t .

Conjecture 1.4 (Generalized Kriesell's Conjecture). Every minimally t -tough graph has a vertex of degree $\lceil 2t \rceil$, where t is a positive real number.

In [6], we proved that every minimally 1-tough graph has a vertex of degree at most $n/3 + 1$. Moreover, we also showed that Conjecture 1.3 holds for claw-free graphs by showing that every minimally 1-tough, claw-free graph is a cycle of length at least four. However, in general, determining whether a graph is minimally t -tough is hard, in [5] we proved that this problem is DP-complete for any positive rational number t . DP-complete problems are believed to be even harder than NP-complete ones; for more details about the complexity class DP, see [10].

Proving Conjecture 1.4 in general seems to be difficult, so the main motivation of this paper is to study the conjecture in some special graph classes. In the classes of chordal graphs, split graphs, claw-free graphs and we can prove the conjecture for some values of t by giving a characterization of the minimally t -tough graphs in the special graph class, which easily implies the affirmative answer to the conjecture. In the case of $2K_2$ -free graphs, the conjecture remains open, but we can at least show that these graphs can be recognized in polynomial time, which may give a chance to find a characterization later. The interesting property of these graph classes is that they are not closed under edge-deletion.

We prove that Conjecture 1.4 holds

- for minimally t -tough, chordal graphs when $t \leq 1$ is an arbitrary positive rational number,
- for minimally t -tough, split graphs when t is an arbitrary positive rational number,
- for minimally t -tough, claw-free graphs when $t \leq 1$ is an arbitrary positive rational number.

In addition, we show that

- minimally t -tough, split graphs for any positive rational number t , and
- minimally t -tough, claw-free graphs for any positive rational number $t \leq 1$, and

- minimally t -tough, $2K_2$ -free graphs for any positive rational number t can be recognized in polynomial time.

Moreover, we give a characterization

- of minimally t -tough, chordal graphs when $t \in (1/2, 1]$ is an arbitrary rational number (more precisely, we show that there exist no such graphs),
- of minimally t -tough, split graphs when t is an arbitrary positive rational number (more precisely, we show that there exist such graphs only when t is the reciprocal of an integer $b \geq 2$),
- of minimally t -tough, claw-free graphs when $t \leq 1$ is an arbitrary positive rational number (by a theorem of Matthews and Sumner, we know that the toughness of a noncomplete, claw-free graph is either an integer or a half-integer, so we only need to study the cases when $t = 1/2$ or $t = 1$, and the latter case was already handled in [6]).

2 Preliminaries

In this section, we study some basic properties of minimally tough graphs.

The following proposition is a simple observation.

Proposition 2.1. Let $t \leq 1$ be a positive rational number and G a graph with $\tau(G) = t$. Then

$$\omega(G - S) \leq |S|/t$$

for any nonempty proper subset S of $V(G)$.

Proof. If S is a cutset in G , then by the definition of toughness $\omega(G - S) \leq |S|/t$ holds.

If S is not a cutset in G , then $\omega(G - S) = 1$ since $S \neq V(G)$. On the other hand, $|S|/t \geq 1$ since $S \neq \emptyset$ and $t \leq 1$. Therefore, $\omega(G - S) \leq |S|/t$ holds in this case as well. \square

As is clear from its proof, the above proposition holds even if S is not a cutset. However, it does not necessarily hold if $t > 1$ and S is not a cutset: if $t > 1$, then the graph cannot contain a cut-vertex, therefore $\omega(G - S) = 1$ for any subset S with $|S| = 1$, while $|S|/t = 1/t < 1$.

The following proposition describes the basic structure of minimally tough graphs.

Proposition 2.2. Let t be a positive rational number and G a minimally t -tough graph. For every edge e of G ,

- the edge e is a bridge in G , or
- there exists a vertex set $S = S(e) \subseteq V(G)$ with

$$\omega(G - S) \leq \frac{|S|}{t} \quad \text{and} \quad \omega((G - e) - S) > \frac{|S|}{t},$$

and the edge e is a bridge in $G - S$.

In the first case, we define $S = S(e) = \emptyset$.

Proof. Let e be an arbitrary edge of G which is not a bridge. Since G is minimally t -tough, $\tau(G - e) < t$. Since e is not a bridge, $G - e$ is still connected, so there exists a cutset $S = S(e) \subseteq V(G - e) = V(G)$ in $G - e$ satisfying $\omega((G - e) - S) > |S|/t$.

By Proposition 2.1, if $t \leq 1$, then $\omega(G - S) \leq |S|/t$. So assume that $t > 1$. Now there are two cases.

Case 1: ($t > 1$ and) S is a cutset in G .

Since $\tau(G) = t$ and S is a cutset, $\omega(G - S) \leq |S|/t$. This is only possible if e connects two components of $(G - e) - S$, i.e., if e is a bridge in $G - e$.

Case 2: ($t > 1$ and) S is not a cutset in G .

Then $\omega(G - S) = 1$. Since S is a cutset in $G - e$, the edge e must connect two components of $(G - e) - S$, so e is a bridge in $G - S$ and $\omega((G - e) - S) = 2$. Now we show that $\omega(G - S) \leq |S|/t$. Suppose to the contrary that $\omega(G - S) > |S|/t$. Since $\omega(G - S) = 1$, this implies that $|S| < t$. Moreover, since $\tau(G) = t$, the graph G is $\lceil 2t \rceil$ -connected, thus it has at least $2t + 1$ vertices. From this it follows that S and one of the endpoints of e form a cutset in G , otherwise G would only have $|S| + 2 < t + 2 < 2t + 1$ vertices (where the latter inequality is valid since $t > 1$). Let S' denote this cutset. Since G is t -tough and S' is a cutset in G ,

$$2 \leq \omega(G - S') \leq \frac{|S'|}{t} = \frac{|S| + 1}{t},$$

so $|S| \geq 2t - 1$. Therefore,

$$2t - 1 \leq |S| < t,$$

which implies that $t < 1$ and that is a contradiction.

So in both cases,

$$\omega(G - S) \leq \frac{|S|}{t} \quad \text{and} \quad \omega((G - e) - S) > \frac{|S|}{t},$$

and e is a bridge in $G - S$. □

The starting point of each of our proofs is showing that for each edge e of the investigated graphs there exists a vertex set $S(e)$ guaranteed by Proposition 2.2 with some nice properties.

3 Chordal graphs

First, we study chordal graphs. Unlike for the other graph classes considered in this paper, the complexity of determining the toughness of chordal graphs is open.

Definition 3.1. A graph is *chordal* if it does not contain an induced cycle of length at least 4.

Definition 3.2. A vertex v of a graph G is *simplicial* if its neighborhood $N(v)$ forms a clique in G .

A classical theorem of Dirac states that every chordal graph has a simplicial vertex, moreover, every noncomplete, chordal graph contains at least two nonadjacent simplicial vertices [3].

The main idea of the following proof is that in a minimally t -tough, chordal graph with $t \leq 1$, if e is an edge in the neighborhood of a simplicial vertex v , then the vertex set $S(e)$ guaranteed by Proposition 2.2 should, but cannot, contain v .

Theorem 3.3. Let $t \leq 1$ be a positive rational number. If $t \leq 1/2$, then every simplicial vertex of any minimally t -tough, chordal graph has degree 1. If $1/2 < t \leq 1$, then there exist no minimally t -tough, chordal graphs.

Proof. If $t \leq 1/2$, then let G be a minimally t -tough, chordal graph, and if $1/2 < t \leq 1$, then suppose to the contrary that G is a minimally t -tough chordal graph.

In both cases, let v be a simplicial vertex of G . If $t \leq 1/2$, then suppose to the contrary that v has degree at least 2. If $1/2 < t \leq 1$, then every vertex of G has degree at least $2t > 1$, so v has degree at least 2.

In both cases, let u and w be two neighbors of v . Since v is simplicial, u and w are adjacent. Let $e = uw$. Obviously, e is not a bridge, so by Proposition 2.2, there exists a vertex set $S = S(e) \subseteq V(G)$ such that

$$\omega(G - S) \leq \frac{|S|}{t} \quad \text{and} \quad \omega((G - e) - S) > \frac{|S|}{t},$$

and e is a bridge in $G - S$. Clearly, S must contain v .

Case 1: $|S| \leq 1$, i.e. $S = \{v\}$.

Since v is simplicial, $(G - e) - \{v\}$ has exactly two components, and v has exactly one neighbor in both of them, so the degree of v is exactly 2.

If $t \leq 1/2$, then

$$2 = \omega((G - e) - S) > \frac{|S|}{t} \geq \frac{1}{1/2} = 2,$$

which is a contradiction.

If $1/2 < t \leq 1$, then $G - \{u\}$ or $G - \{w\}$ is not connected (since $G \not\cong K_3$), which contradicts the fact that $\kappa(G) \geq 2t > 1$.

Case 2: $|S| \geq 2$.

Since v is simplicial, $\omega(G - S) = \omega(G - (S \setminus \{v\}))$. Since $\tau(G) = t \leq 1$ and $S \setminus \{v\} \neq \emptyset$, Proposition 2.1 implies

$$\omega(G - (S \setminus \{v\})) \leq \frac{|S \setminus \{v\}|}{t} = \frac{|S| - 1}{t}.$$

Hence,

$$\begin{aligned} \frac{|S|}{t} &< \omega((G - e) - S) = \omega(G - S) + 1 = \omega(G - (S \setminus \{v\})) + 1 \\ &\leq \frac{|S| - 1}{t} + 1 = \frac{|S|}{t} + \left(1 - \frac{1}{t}\right) \leq \frac{|S|}{t}, \end{aligned}$$

where the inequality $1 - 1/t \leq 0$ is valid since $t \leq 1$, thus we obtained a contradiction. \square

Thus, Conjecture 1.4 is true for minimally t -tough, chordal graphs with $t \leq 1$.

Now it is natural to ask if there exist minimally t -tough, chordal graphs with $t \leq 1/2$. As is clear from the next claim, the answer is affirmative if t is in the form $t = 1/b$, where $b \geq 2$ is an integer. For other values of t , this question is open.

Claim 3.4. A tree T is a minimally $1/\Delta(T)$ -tough, chordal graph.

4 Split graphs

In this section, we study split graphs. It is not difficult to see that every split graph is chordal, thus the results of the previous section can be applied here.

Definition 4.1. A graph is a *split* graph if its vertex set can be partitioned into a clique and an independent set.

The toughness of split graphs can be computed in polynomial time; first, this was shown for $t = 1$ in [7], then in [11] for all positive rational number t .

Theorem 4.2 (Woeginger [11]). For any rational number $t > 0$, the class of t -tough split graphs can be recognized in polynomial time.

Note that if an edge goes between the clique and the independent set, then after the removal of this edge, the graph is still a split graph, so we can compute in polynomial time whether the toughness decreased. The following lemma says that the vertex sets showing that the removal of any edge in the clique decreases the toughness can be uniquely determined.

Lemma 4.3. Let t be a positive rational number and G a minimally t -tough, split graph partitioned into a clique Q and an independent set I . Let $e = uv$ be an edge between two vertices of Q and $S = S(e) \subseteq V(G)$ a vertex set guaranteed by Proposition 2.2. Then

$$S = (Q \setminus \{u, v\}) \cup \{w \in I \mid uw, vw \in E(G)\}.$$

Proof. Let $S = S(e) \subseteq V(G)$ be an arbitrary vertex set guaranteed by Proposition 2.2 (such a vertex set exists since G is minimally t -tough), and let $S_0 = (Q \setminus \{u, v\}) \cup \{w \in I \mid uw, vw \in E(G)\}$. Now we show that $S = S_0$ holds.

By Proposition 2.2, the edge e must be a bridge in $G - S$, so $u, v \notin S$ and $S_0 \subseteq S$.

Suppose to the contrary that $S_0 \subsetneq S$. Note that in $(G - e) - S_0$, every vertex except u and v has degree at most 1, so since $u, v \notin S$,

$$\omega(G - S) = \omega(G - S_0) - |S \setminus S_0| \leq \omega(G - S_0) - 1,$$

where the last inequality holds by the assumption $S_0 \subsetneq S$. Then by Proposition 2.2,

$$\frac{|S_0|}{t} < \frac{|S|}{t} < \omega((G - e) - S) = \omega(G - S) + 1 \leq \omega(G - S_0) \leq \frac{|S_0|}{t},$$

which is a contradiction. \square

Theorem 4.4. For any rational number $t > 1/2$, there exist no minimally t -tough, split graphs.

Proof. Since every split graph is chordal, we can assume by Theorem 3.3 that $t > 1$. Suppose to the contrary that there exists a minimally t -tough, split graph G . Obviously, G is noncomplete, otherwise its toughness would be infinity and not t . Let G be partitioned into a clique Q and an independent set I . Since G is noncomplete, $I \neq \emptyset$. Moreover, we can assume that $|I| \geq 2$ since $I \neq \emptyset$ and if $|I| = 1$, then we can consider $I' = I \cup \{w\}$ and $Q' = Q \setminus \{w\}$, instead of I and Q . Note that $|Q| \geq 2$, otherwise $G \simeq K_{1,b}$ for some $b \geq 2$, and so $\tau(G) = 1/b \leq 1/2$, which would be a contradiction. So let $e = uv$ be an edge in Q and $S = S(e) \subseteq V(G)$ a vertex set guaranteed by Proposition 2.2. By Lemma 4.3,

$$S = (Q \setminus \{u, v\}) \cup \{w \in I \mid uw, vw \in E(G)\}.$$

Now every component of $G - S$ has size 1 except for the component of the edge e .

Let

$$\begin{aligned} x &= |\{w \in I \mid uw, vw \in E(G)\}|, \\ \ell_u &= |\{w \in I \mid uw \in E(G), vw \notin E(G)\}|, \\ \ell_v &= |\{w \in I \mid uw \notin E(G), vw \in E(G)\}|, \end{aligned}$$

see Figure 1.

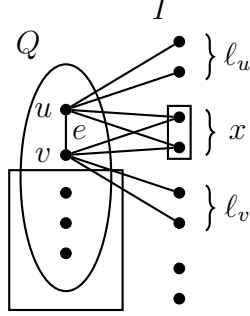


Figure 1: The set $S = S(e)$ consisting of the vertices of $Q \setminus \{u, v\}$ and the common neighbors of u and v .

Since $|I| \geq 2$ holds, Q is clearly a cutset in G , so

$$x + (\omega(G - S) - 1) \leq |I| = \omega(G - Q) \leq \frac{|Q|}{t}.$$

By Proposition 2.2,

$$\omega(G - S) \leq \frac{|S|}{t} = \frac{|Q| - 2 + x}{t} < \omega((G - e) - S) = \omega(G - S) + 1.$$

So

$$\begin{aligned} x - 2 + \frac{|Q| - 2 + x}{t} &< x - 2 + (\omega(G - S) + 1) = \\ &= x + (\omega(G - S) - 1) \leq \frac{|Q|}{t}, \end{aligned}$$

i.e.,

$$x - 2 + \frac{x - 2}{t} < 0.$$

Since t is positive and x is an integer, this implies that $x \leq 1$.

Now we show that $l_u \leq 1$. Since S is a cutset in G and u is not an isolated vertex in $G - S$, it follows that $S \cup \{u\}$ is also a cutset in G . Thus,

$$\omega(G - S) + l_u = \omega(G - (S \cup \{u\})) \leq \frac{|S \cup \{u\}|}{t} = \frac{|S| + 1}{t}$$

holds since G is t -tough. On the other hand, by Proposition 2.2,

$$\omega(G - S) + l_u = \omega((G - e) - S) - 1 + l_u > \frac{|S|}{t} + l_u - 1.$$

Therefore,

$$\frac{|S|}{t} + l_u - 1 < \frac{|S| + 1}{t},$$

i.e., $l_u < 1 + 1/t < 2$, which implies $l_u \leq 1$.

Similarly, $l_v \leq 1$.

Now, we show that u has at most one neighbor in I , i.e., $l_u + x \leq 1$. Suppose to the contrary that u has more neighbors in I . By the above observations, this is only possible if $x = 1$ and $l_u = 1$. Then the vertex set $S' = (S \setminus I) \cup \{u\}$ is a cutset in G and $\omega(G - S') = \omega(G - S) + 1$. In addition, since G is t -tough, $\omega(G - S') \leq |S'|/t$. Then by Proposition 2.2,

$$\frac{|S|}{t} < \omega((G - e) - S) = \omega(G - S) + 1 = \omega(G - S') \leq \frac{|S'|}{t} = \frac{|S|}{t},$$

which is a contradiction.

Since e is an arbitrary edge in Q , it follows that every vertex of Q has at most one neighbor in I . By a previous assumption, $|I| \geq 2$, and note that G is connected (otherwise its toughness would be 0). Therefore, there exists an edge $f \in E(Q)$ both of whose endpoints have a neighbor in I but not a common one. Then by Lemma 4.3

$$|S(f)| = |Q| - 2,$$

so clearly

$$\omega(G - S(f)) = |I| - 1, \quad \omega((G - f) - S(f)) = |I|,$$

and by Proposition 2.2,

$$|I| - 1 \leq \frac{|Q| - 2}{t} < |I|.$$

On the other hand, let $a \in I$ be fixed, and let

$$R = R(a) = \{v \in V(Q) \mid av \notin E(G)\},$$

see Figure 2.

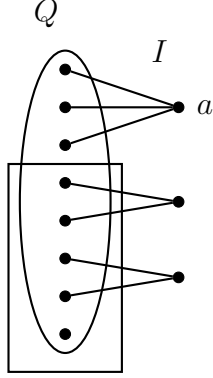


Figure 2: The set $R = R(a)$ consisting of those vertices of Q that are not adjacent to a .

Since $\kappa(G) \geq 2t$, the vertex a has degree at least $2t$, so $|R| \leq |Q| - 2t$. Since $|I| \geq 2$, the vertex set R is a cutset in G , so

$$|I| = \omega(G - R) \leq \frac{|R|}{t} \leq \frac{|Q| - 2t}{t}.$$

Hence,

$$\frac{|Q| - 2}{t} < |I| \leq \frac{|Q| - 2t}{t},$$

which is a contradiction since $t > 1$. \square

We have just shown that for any rational number $t > 1/2$, there exist no minimally t -tough, split graphs. However, note that complete graphs are minimally ∞ -tough, split graphs. Now, we characterize minimally minimally t -tough, split graphs for $t \leq 1/2$: we show that t must be a reciprocal of an integer $b \geq 2$ and the minimally $1/b$ -tough, split graphs can be seen in Figure 3.

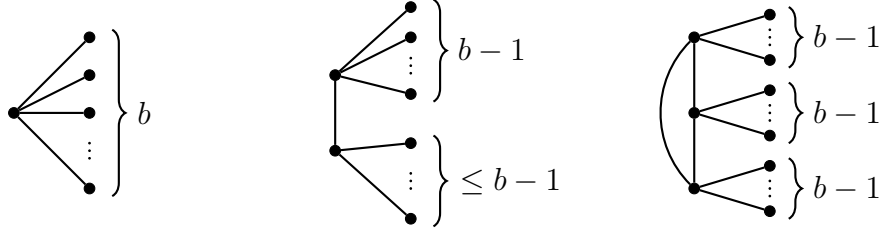


Figure 3: The class of minimally $1/b$ -tough, split graphs.

Theorem 4.5. Let $t \leq 1/2$ be an arbitrary positive rational number and G a minimally t -tough, split graph partitioned into a clique Q and an independent set I . Then there exists an integer $b \geq 2$ for which $t = 1/b$, and $|Q| \leq 3$. Moreover,

1. either G is a tree with at most two internal vertices and with $\Delta(G) = b$,
2. or $|Q| = 3$, every vertex in I has degree 1 and every vertex in Q has degree $b + 1$.

Proof. Let G be a minimally t -tough, split graph with $t \leq 1/2$. If G is triangle-free, then it must be a tree, so $\tau(G) = 1/\Delta(G)$. Since G is a split graph, it can have at most two internal vertices. So G is either a star or a double-star (i.e. two stars connected by their center vertices).

Let us assume that there is a triangle in G . Since every split graph is chordal and every vertex in I is simplicial, by Theorem 3.3, every vertex in I has degree 1. It is not difficult to see that if such a graph is minimally t -tough with $t \leq 1/2$, then $|Q| \leq 3$. But since there is a triangle in the graph, $|Q| = 3$. Obviously, all vertices of Q must have degree $b + 1$. \square

This theorem directly implies the following.

Corollary 4.6. For any positive rational number t , the class of minimally t -tough, split graphs can be recognized in polynomial time.

Corollary 4.7. Let t be a positive rational number. If G is a minimally t -tough, split graph, then G has a vertex of degree $\lceil 2t \rceil$.

So Conjecture 1.4 holds for split graphs.

5 Claw-free graphs

In this section, we study claw-free graphs.

Definition 5.1. The graph $K_{1,3}$ is called a *claw*. A graph is said to be *claw-free* if it does not contain a claw as an induced subgraph.

By the following theorem, the toughness of claw-free graphs can be computed in polynomial time.

Theorem 5.2 (Matthews and Sumner [9]). If G is a noncomplete claw-free graph, then $2\tau(G) = \kappa(G)$.

Corollary 5.3. For any rational number $t > 0$, the class of t -tough claw-free graphs can be recognized in polynomial time.

The following lemma follows directly from the proof of Theorem 5.2, which can be found as Theorem 10 in [9].

Lemma 5.4. Let G be a noncomplete, claw-free graph and S a tough set. Now the vertices of S have neighbors in exactly two components of $G - S$, and the components of $G - S$ have exactly $2\tau(G)$ neighbors (in S).

Here, we study minimally t -tough, claw-free graphs, where $t \leq 1$ is a positive rational number. By Theorem 5.2, we only need to consider the cases $t = 1/2$ and $t = 1$. The latter case was already settled in [6].

Theorem 5.5 ([6]). The class of minimally 1-tough, claw-free graphs consists of the cycles of length at least 4.

The main idea of this proof was that for each edge, there exists a vertex set guaranteed by Proposition 2.2 of size at most 2. Now in the case of $t = 1/2$, we show that there exist such vertex sets of size at most 1. Unfortunately, this statement is not extendable to the case of $t = 3/2$; for an example see Figure 4.

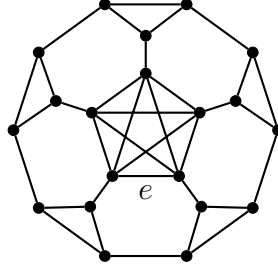


Figure 4: A minimally $3/2$ -tough, claw-free graph and its edge e for which there exist no vertex sets $S = S(e)$ guaranteed by Proposition 2.2 with $|S| \leq 3$.

Lemma 5.6. If G is a minimally $1/2$ -tough, claw-free graph, then for every edge e of G , there exists a vertex set $S = S(e) \subseteq V(G)$ guaranteed by Proposition 2.2 with $|S| \leq 1$.

Proof. Let e be an arbitrary edge of G and $S = S(e)$ a vertex set guaranteed by Proposition 2.2. If e is a bridge, then we can assume that $S = \emptyset$, i.e. $|S| = 0$. So let us assume that e is not a bridge. Then $S \neq \emptyset$ and $\omega(G - S) \leq 2|S|$ and $\omega((G - e) - S) > 2|S|$, which is only possible if $\omega(G - S) = 2|S|$ and $\omega((G - e) - S) = 2|S| + 1$. Therefore, S is a tough set, so by Lemma 5.4, the vertices of S have neighbors in exactly two components of $G - S$, and every component of $G - S$ has exactly one neighbor in S . Let $\{v\} \subseteq V(G)$ be the neighborhood of the component of $G - S$ containing the edge e . Then $\{v\}$ is a cutset and its removal leaves exactly 2 components, so it is a tough set having all the properties described in Proposition 2.2. \square

This lemma has the following straightforward consequence.

Corollary 5.7. The class of minimally $1/2$ -tough, claw-free graphs can be recognized in polynomial time.

The following lemma describes another interesting property of minimally $1/2$ -tough, claw-free graphs.

Lemma 5.8. If G is a minimally $1/2$ -tough, claw-free graph, then all of its cycles have length 3.

Proof. If every edge of G is a bridge, then G is a tree, so it does not contain any cycles.

Let us assume that there exists an edge $e = uv$ which is not a bridge. Then by Lemma 5.6, there exists a vertex w which is a cut-vertex in G such that e is a bridge in $G - \{w\}$. Let L_1 and L_2 be the components of $G - \{w\}$ (note that since G is $1/2$ -tough, $G - \{w\}$ has exactly 2 components). Without loss of generality, we can assume that $u, v \in L_1$. Let $L_{1,1}$ and $L_{1,2}$ denote the components of $(G - e) - \{w\}$ containing u and v , respectively. Since G is connected and e is not a bridge in G , the vertex w has neighbors in $L_{1,1}$, $L_{1,2}$ and L_2 . Then since G is claw-free, w has exactly one neighbor in $L_{1,1}$, namely u , and has exactly one neighbor in $L_{1,2}$, namely v . Since e is not a bridge in G , there exists a cycle containing the edge e , but then this cycle must also contain the vertex v . By the previous observations, this cycle must be $\{u, v, w\}$.

This means that in G every cycle has length 3. □

Now we are ready to characterize minimally $1/2$ -tough, claw-free graphs.

Theorem 5.9. The class of minimally $1/2$ -tough, claw-free graphs consists of exactly those graphs that can be built up in the following way.

1. Take a tree T with maximum degree at most 3 where the set of vertices of degree 1 and 3 together form an independent set.
2. Now delete every vertex of degree 3, but connect its 3 neighbors with a triangle.

Proof. Let G be a graph that can be obtained as described in the theorem. It is easy to see that G is claw-free. If G does not contain a triangle, then it must be a path on at least 3 vertices, which is clearly minimally $1/2$ -tough. If G contains some triangles, then by the construction of G , when removing any set of vertices S , the removal of each vertex of S creates at most one more new component, so G is $1/2$ -tough. On the other hand, if an edge of a triangle is deleted, then by removing the third vertex of this triangle, we obtain 3 components since the vertices of the triangle were not leaves in the original tree T . All the other edges of the graph are bridges, so the graph is minimally $1/2$ -tough.

Now we show that if a graph G is claw-free and minimally $1/2$ -tough, then it can be obtained as described in the theorem.

Case 1: G is a tree.

Since G is a claw-free tree, it cannot have a vertex of degree at least 3, so G must be a path. A path on 2 vertices is K_2 , whose toughness is infinity, so it is not minimally $1/2$ -tough. A path on at least 3 vertices is obtained by setting T to be exactly this path. (In this case, Step 2 of the construction does not change T .)

Case 2: G is not a tree.

By Lemma 5.8, every cycle of G has length 3 and by Lemma 5.6, every vertex of every triangle is a cut-vertex. This implies that two triangles cannot share an edge. It also implies that any vertex that is not in a triangle either has degree 1 or is a cut-vertex and has degree 2. Now apply the reverse of the operation given in Step 2 (i.e. for each triangle, remove its edges, add a new vertex and connect it with the vertices of the triangle). Let us call the newly added vertices red, the vertices of the triangles green, and the other vertices blue. Since G does not contain any cycles except for the triangles, the resulting graph must be a tree. Clearly, the red vertices have degree 3 and the blue ones have degree 1 or 2 in the tree. Now we show that the green vertices also have degree 1 or 2 in the tree. Since the green vertices are contained in a triangle of G , they are cut-vertices. Since the toughness of G is $1/2$, it is not difficult to see that the green vertices have degree 1 or 2 in the tree. So the red vertices have degree 3, all the other vertices have degree 1 or 2 in the tree.

To complete the proof, we need to show that the set of vertices of degree 1 and 3 in the tree together form an independent set. Two leaves of the tree cannot be adjacent since the graph is connected and has at least 3 vertices. Two vertices of degree 3 of the tree (i.e. red vertices) cannot be adjacent because of the way they were created. Two vertices of degree 1 and 3 of the tree cannot be adjacent since that would mean that this leaf of the tree is contained in a triangle in G and has no neighbors outside the triangle, which contradicts the fact that it is a cut-vertex in G . \square

For an example to obtain a claw-free graph described in Theorem 5.9, see Figure 5.

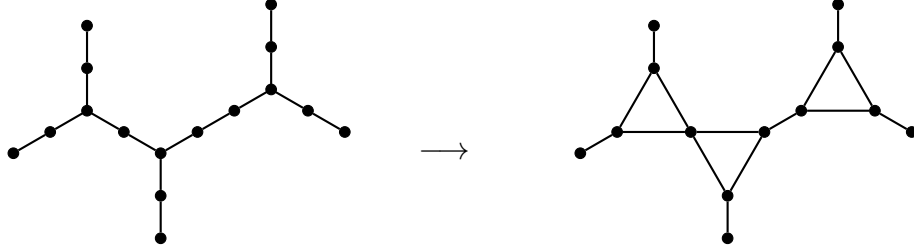


Figure 5: Creating a minimally $1/2$ -tough, claw-free graph from a tree according to Theorem 5.9.

With the help of this characterization, we can easily determine the minimum degree of minimally $1/2$ -tough, claw-free graphs.

Corollary 5.10. Every minimally $1/2$ -tough, claw-free graph has a vertex of degree 1.

Proof. Theorem 5.9 shows that every minimally $1/2$ -tough graph is obtained from a tree, which clearly contains a leaf. Also in the starting tree, the leaves cannot be adjacent to any vertex of degree 3, so the applied operation (i.e., Step 2) does not effect them. \square

Since by Theorem 5.2, the toughness of any claw-free graph is either an integer or half of an integer, Conjecture 1.4 is true in the class of claw-free graphs for all positive rational number $t \leq 1$ by Corollary 5.10 and Theorem 5.5.

6 $2K_2$ -free graphs

Finally, we study minimally tough, $2K_2$ -free graphs.

Definition 6.1. A graph is said to be $2K_2$ -free if it does not contain an independent pair of edges as an induced subgraph.

Theorem 6.2 (Broersma, Patel, and Pyatkin [1]). For any rational number $t > 0$, the class of t -tough $2K_2$ -free graphs can be recognized in polynomial time.

The following claim is obvious from the definitions.

Claim 6.3. Let G be a $2K_2$ -free graph and $S \subseteq V(G)$ a cutset. Then in $G - S$, there is at most one component of size at least two.

Now we prove that for every edge of a minimally t -tough, $2K_2$ -free graph, there exists a vertex set guaranteed by Proposition 2.2 with some nice properties.

Lemma 6.4. Let t be a positive rational number, G a minimally t -tough, $2K_2$ -free graph and let $e = uv$ be an arbitrary edge of G . Now there exists a vertex set $S = S(e) \subseteq V(G)$ guaranteed by Proposition 2.2 such that $|S| = 1$ or S is contained in the open neighborhood of $\{u, v\}$, i.e., in the set of vertices adjacent to u or v , excluding u and v themselves.

Proof. Let S be a vertex set guaranteed by Proposition 2.2 and let us assume that there exists a vertex $w \in S$ such that $uw, vw \notin E(G)$. Now we prove that $S = \{w\}$ or there exist a vertex set S' guaranteed by Proposition 2.2 and a vertex $w' \notin S$ contained in the open neighborhood of $\{u, v\}$ for which $S' = (S \setminus \{w\}) \cup \{w'\}$.

Let L_u and L_v denote the two components of $(G - e) - S$ for which $u \in L_u$ and $v \in L_v$. By Claim 6.3, all the components of $G - S$ are isolated vertices except for the component of the edge e . Since G is $2K_2$ -free, these isolated vertices cannot be adjacent to w . We can assume that w has neighbors both in L_u and L_v , otherwise we would not need to remove w , see Figure 6. Since w is not adjacent to either u or v , both L_u and L_v must have size at least two. Since G is $2K_2$ -free, both L_u and L_v are stars. (If there were any other edge in L_u , then this edge and any edge induced by L_v would be independent.)

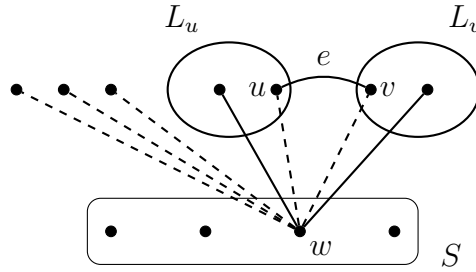


Figure 6: The set $S = S(e)$ guaranteed by Proposition 2.2 in a minimally $2K_2$ -free graph with a vertex $w \in S$ which is not adjacent to any of the endpoints of e .

Clearly, $S \cup \{u\}$ is a cutset in G , and thus we obtain

$$\omega(G - S) + |L_u| - 1 = \omega(G - (S \cup \{u\})) \leq \frac{|S \cup \{u\}|}{t} = \frac{|S| + 1}{t}.$$

Obviously, the same holds for $S \cup \{v\}$. By Proposition 2.2,

$$\omega(G - S) = \omega((G - e) - S) - 1 > \frac{|S|}{t} - 1.$$

Therefore,

$$\left(\frac{|S|}{t} - 1\right) + (|L_u| - 1) < \omega(G - S) + (|L_u| - 1) \leq \frac{|S| + 1}{t},$$

i.e. $|L_u| < 2 + 1/t$. Similarly, $|L_v| < 2 + 1/t$.

Case 1: S is a cutset in G .

Then $S \setminus \{w\}$ is also a cutset in G (since w has neighbors only in that component of $G - S$ which contains the edge e), so

$$\omega(G - S) = \omega(G - (S \setminus \{w\})) \leq \frac{|S \setminus \{w\}|}{t} = \frac{|S| - 1}{t}.$$

By Proposition 2.2,

$$\frac{|S|}{t} < \omega((G - e) - S) = \omega(G - S) + 1 \leq \frac{|S| - 1}{t} + 1.$$

Therefore, $t > 1$. So $|L_u| < 2 + 1/t < 3$, i.e. $|L_u| \leq 2$. Hence, $L_u = \{u, u_1\}$ and similarly, $L_v = \{v, v_1\}$. So $L_u \cup L_v \cup \{w\}$ spans a cycle of length 5, namely wu_1uvv_1w . Therefore, $S' = (S \setminus \{w\}) \cup \{u_1\}$ has the required properties.

Case 2: S is not a cutset in G .

Case 2.1: (S is not a cutset in G and) $t > 1$.

Then $|L_u| < 2 + 1/t < 3$, so similarly as in Case 1, $L_u = \{u, u_1\}$, $L_v = \{v, v_1\}$ and $S' = (S \setminus \{w\}) \cup \{u_1\}$ has the required properties.

Case 2.2: (S is not a cutset in G and) $t \leq 1$.

Then $|S| = 1$ must hold, otherwise $S \setminus \{w\} \neq \emptyset$, so by Proposition 2.1,

$$1 = \omega(G - S) = \omega(G - (S \setminus \{w\})) \leq \frac{|S \setminus \{w\}|}{t} = \frac{|S| - 1}{t},$$

and so by Proposition 2.2,

$$\frac{|S|}{t} < \omega((G - e) - S) = \omega(G - S) + 1 \leq \frac{|S| - 1}{t} + 1,$$

which would imply that $t > 1$, which would be a contradiction. \square

Theorem 6.5. For any positive rational number t , the class of minimally t -tough, $2K_2$ -free graphs can be recognized in polynomial time.

Proof. By Theorem 6.2, we can compute the toughness of a $2K_2$ -free graph in polynomial time. We only need to examine whether the removal of any edge from the graph decreases the toughness.

Let e be an arbitrary edge of the graph. If e is a bridge, then its removal from G obviously decreases the toughness. Let us assume that e is not a bridge. If G is minimally t -tough, then by Proposition 2.2, there exists $S = S(e) \subseteq V(G)$ which shows that $\tau(G - e) < t$, and by Theorem 6.4, we can assume that $|S| = 1$ or S is contained in the open neighborhood of $\{u, v\}$. First check whether there exists a cut-vertex in $G - e$ whose removal from $G - e$ leaves more than $1/t$ components (this can be clearly done in polynomial time). If it does, then the removal of e from G obviously decreases the toughness. If it does not, then start a BFS algorithm in G at u and v simultaneously (this can be also done in polynomial time). Since G is $2K_2$ -free, the BFS tree has at most two levels (not counting the zeroth level containing u and v) and inside the second level there are no edges. If G is minimally t -tough, then the above mentioned set S exists and (since $|S| \neq 1$) is contained in the open neighborhood of $\{u, v\}$, i.e. in the first level of this BFS tree. In addition, by Claim 6.3, all the components of $G - S$ are isolated vertices except for the component of the edge e , thus every vertex in the first level belongs either to S or to the component of e . Therefore, if we remove the edge e from G and expand the first level into a clique by adding all necessary edges, then the toughness of the obtained split graph is equal to toughness of $G - e$. By Theorem 4.2, we can compute the toughness of this split graph in polynomial time and check if it is less than t .

So we can decide in polynomial time whether a given $2K_2$ -free graph is minimally tough. \square

Finally, we give a few examples of minimally tough, $2K_2$ -free graphs:

- the graphs C_4 and C_5 are minimally 1-tough, $2K_2$ -free graphs,

- for any integer $b \geq 2$, the graph $K_{1,b}$ is a minimally $1/b$ -tough, $2K_2$ -free graph,
- the path on 4 vertices is a minimally $1/2$ -tough, $2K_2$ -free graph,
- the two graphs in Figure 7 are minimally $2/3$ -tough, $2K_2$ -free graphs.



Figure 7: Two minimally $2/3$ -tough, $2K_2$ -free graphs.

Conjecture 1.4 remains open for minimally tough, $2K_2$ -free graphs.

7 Acknowledgment

We would like to thank Binlong Li for the construction in Figure 4.

The research of the first author was supported by National Research, Development and Innovation Office NKFIH, K-116769 and K-124171, by the National Research, Development and Innovation Fund (TUDFO/51757/2019-ITM, Thematic Excellence Program), and by the Higher Education Excellence Program of the Ministry of Human Capacities in the frame of Artificial Intelligence research area of Budapest University of Technology and Economics (BME FIKP-MI/SC). The research of the second author was supported by National Research, Development and Innovation Office NKFIH, K-124171.

References

- [1] H. J. Broersma, V. Patel, and A. Pyatkin, *On toughness and hamiltonicity of $2K_2$ -free graphs*, Journal of Graph Theory **75** (2014), 244–255.
- [2] V. Chvátal, *Tough graphs and hamiltonian circuits*, Discrete Mathematics **5** (1973), 215–228.

- [3] G. A. Dirac, *On rigid circuit graphs*, Abhandlungen aus dem Mathematischen Seminar der Universität Hamburg **25** (1961), 71–76.
- [4] T. Kaiser, *Problems from the workshop on dominating cycles* (2003), available at <http://iti.zcu.cz/history/2003/Hajek/problems/hajek-problems.ps>.
- [5] G. Y. Katona, I. Kovács, and K. Varga, *The complexity of recognizing minimally t -tough graphs*, Discrete Applied Mathematics **294** (2021), 55–84.
- [6] G. Y. Katona, D. Soltész, and K. Varga, *Properties of minimally t -tough graphs*, Discrete Mathematics **341** (2018), 221–231.
- [7] D. Kratsch, J. Lehel, and H. Müller, *Toughness, hamiltonicity and split graphs*, Discrete Mathematics **150** (1996), 231–245.
- [8] W. Mader, *Eine Eigenschaft der Atome endlicher Graphen*, Archiv der Mathematik **22** (1971), 333–336.
- [9] M. M. Matthews and D. P. Sumner, *Hamiltonian results in $K_{1,3}$ -free graphs*, Journal of Graph Theory **8** (1984), 139–146.
- [10] C. H. Papadimitriou and M. Yannakakis, *The Complexity of Facets (and Some Facets of Complexity)*, Journal of Computer and System Sciences **28** (1984), 244–259.
- [11] G. J. Woeginger, *The toughness of split graphs*, Discrete Mathematics **190** (1998), 295–297.