

BRAINS: Joint Bandwidth-Relay Allocation in Multi-Homing Cooperative D2D Networks

*Long Chen, [†]Jigang Wu, *Member, IEEE*, [‡]Hong-Ning Dai, *Senior Member, IEEE* and
[§]Xiaoxia Huang, *Member, IEEE*

^{*†} School of Computer Science and Technology, Guangdong University of Technology, China

*lonchen@mail.ustc.edu.cn, [†]asjgwucn@outlook.com

[‡]Faculty of Information Technology, Macau University of Science and Technology, Macau SAR, hndai@ieee.org

[§]College of Information Engineering, Shenzhen University, xiaoxiah@gmail.com

Abstract

As an emerging technique, cooperative device to device (CD2D) communication has been considered to be a solution to capacity shortage problem. Combining multi-homing and CD2D techniques together can potentially improve network performance. We propose a novel multi-homing CD2D (MH-CD2D) network, in which multiple homing mobile devices (MMDs) act as relays for the cooperative communications of ordinary mobile devices (OMDs). We formulate such joint bandwidth-relay allocation problem as a two-stage game, in order to deal with two challenges: 1) how to design incentive mechanisms motivating MMDs to lease spare bandwidths to OMDs; 2) how to help OMDs to choose appropriate MMD relays. In the first stage, we use a non-cooperative game to model the competition between MMDs in terms of shared bandwidth and price. In the second stage, we model the behavior of OMDs selecting MMDs by an evolutionary game. We prove that there exists Nash equilibrium in the game and propose a distributed incentive scheme named IMES to solve the joint bandwidth-relay allocation problem. Extensive simulation results show that the equilibrium can be achieved and the best response price of one MMD increases with the other's best price in the Stackelberg game. The utility of MMDs increases with the number of OMDs in each OMD group at the evolutionary equilibrium. The proposed algorithms are able to reduce average service delay by more than 25% in comparison to the randomized scheme which is frequently used in the most existing works. On average, IMES outperforms existing scheme by about 20.37% in terms of utility of MMDs.

This manuscript has been accepted by IEEE Transactions on Vehicular Technology. This is not the final version. Contents may be different from the final version. For the final version, see IEEE Xplore Digital Library. Copyrights are hold by authors and corresponding copyrights holders.

*Principal corresponding author.

[†]Corresponding author.

Index Terms

Cooperative communication, device-to-device, multiple homing, Stackelberg game, evolutionary game.

I. INTRODUCTION

With the proliferation of various wireless devices and numerous mobile applications, there is a tremendous growth on user demands for high data rates of wireless networks. Device-to-Device (D2D) communication [1] as an emerging communication technology is of great potential to alleviate this capacity-shortage problem by offloading traffic from base stations. Besides, cooperative communication [2] is another new type of wireless communication technology, in which devices can help each other to relay information and consequently improve the spatial diversity. As a result, the network capacity can be enhanced. The integration of D2D communications and cooperative communications can better improve the network capacity. Recently, it is shown in [3] and [4] that cooperative D2D (CD2D) communications can improve the performance of both D2D communications and the infrastructure communications at base stations. However, most of current studies on D2D communications, cooperative communications and CD2D communications only consider (i) homogeneous network settings and (ii) associations of devices to a single network. Both considerations (i) and (ii) are neither practical nor applicable to the heterogeneous and multi-accessing features of next generation networks [5] [6].

Instead of associating to a single network, a device with multi-homing capability can maintain multiple simultaneous associations to several different wireless networks [7]. The multi-homing communication technology has the following advantages: (1) supporting applications with high data rate demands by aggregating bandwidth resources from multiple access networks; (2) being capable to relay information across different networks with the mobility of devices. Essentially, the multi-homing technology is mainly designed for heterogeneous networks [8] since devices with multi-homing capability shall be able to travel across different access networks.

Using multi-homing technology in CD2D networks can potentially improve the network performance further. Therefore, we propose a novel network architecture that integrates both the two technologies. We name such multi-homing CD2D networks as MH-CD2D networks. In this new network architecture, we need to solve the following research challenges:

- *Challenge I.* From the perspective of MMDs, serving more OMDs means more energy consumption. To save energy, some selfish MMDs may decline to relay information. Essentially, we shall design appropriate incentive mechanisms to motivate MMDs to make their contributions. For example, each OMD must pay for the service offered by the corresponding MMD.
- *Challenge II.* MMDs may compete with each other for earning more profits from OMDs. However, competitions between MMDs can also cause utility losses for MMDs when charging price becomes lower

and lower. Therefore, we shall coordinate bandwidth leases of MMDs.

- *Challenge III.* As the number of OMDs is usually larger than that of MMDs, every source node (OMD) always wants to choose the best relay to maximize the performance. The inefficient selection of relays may lead to the network congestion and consequently degrades the performance of CD2D communications. Therefore, an efficient bandwidth allocation and relay selection mechanism shall be designed in our MH-CD2D networks.

Recently, an interesting work was proposed in [9] focusing on mode selection, but only working for two types of networks, *i.e.* WLANs and LTE-A cellular networks. Some significant works [10]–[14] focus on bandwidth allocation or relay selection in CD2D networks by assuming that relays are willing to cooperate. The incentive schemes presented in [15] and [16] utilize evolutionary game to allocate radio spectrum resources without considering relay influence. It is observed that, multiple networks are not considered in [9] and incentive mechanisms are not addressed in [9]–[14]. Moreover, spatial diversity is not included in [15] and [16]. This motivates us to design an incentive mechanism that combines multiple homing and cooperative communication techniques to solve the above mentioned challenges. This paper is distinct from our previous work [17] in many aspects. Firstly, our work [17] has been significantly extended by adding investigations for the best strategies of pricing and bandwidth allocation on both MMDs, together with comparisons between proposed algorithm and randomized scheme in terms of service delay. Moreover, the relationship between average service delay and the number of OMDs is analyzed in this paper. The main contributions of this paper are summarized as follows:

- We formally identify an MH-CD2D network architecture that characterizes the features of multi-homing capability and cooperative communications. The incentive mechanism for bandwidth allocation and relay selection in MH-CD2D networks has not been investigated before.
- We model the joint bandwidth-relay allocation problem in MH-CD2D networks as a two-stage game which consists of two sub-games, (A) a non-cooperative game among MMDs; (B) an evolutionary game among OMDs. Sub-game (A) is the leader and sub-game (B) is the follower.
- To solve the aforementioned challenges (Challenges I, II, III), we propose a distributed scheme named **incentive mechanism for efficient bandwidth relay sharing (IMES)** in MH-CD2D networks. We also show that IMES converges fast and it is efficient for resource sharing in MH-CD2D networks.
- To the best of our knowledge, this is the first work to investigate price competition between MMDs. Extensive simulation results show that, the average service delay can be reduced by more than 25% in comparison to the randomized scheme which is frequently used in the most existing works. On average, IMES outperforms existing **combinatorial double auction resource allocation (CDARA)** scheme [18] by

about 20.37% in terms of utility of MMDs.

The rest of this paper is organized as follows. Section II describes our new architecture and presents basic assumptions. Section III gives a brief review of related works on both non-incentive based and incentive based resource allocation schemes. In Section IV, we describe network model and define resource allocation problem. Section V formulates the problem as a two-stage Stackelberg game. We then propose the distributed IMES scheme in Section VI. Section VII presents the performance evaluation results and finally Section VIII concludes this paper.

II. A NEW ARCHITECTURE FOR COOPERATIVE D2D COMMUNICATION

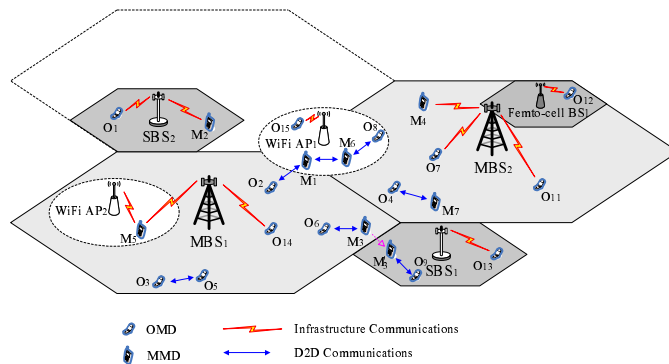


Fig. 1. An example of MH-CD2D network architecture

In this architecture, some mobile devices can be associated to multiple heterogeneous networks and others can only be associated to a single network, which has following characteristics.

- There are two kinds of devices in MH-CD2D networks: (1) ordinary mobile devices (OMDs) and (2) multi-homing mobile devices (MMDs). OMDs are only associated to a single network or can communicate with one source node and MMDs can be associated to multiple networks. Besides, MMDs can travel across different networks while OMDs cannot¹.
- MH-CD2D networks consist of multiple heterogeneous networks with different coverage area and different bandwidth settings.
- There are two kinds of communications in MH-CD2D networks: (i) infrastructure communications and (ii) D2D communications. In infrastructure communications, both OMDs and MMDs can communicate with base stations or APs directly. In D2D communications, OMDs and MMDs can directly communicate with each other.

¹This assumption is reasonable because we consider each OMD is equipped with a half duplex antenna and a single network interface due to constrained economic budget.

Fig. 1 shows an example of our MH-CD2D networks, which consists of macro cellular networks, small cellular networks, femto cellular networks and WLANs. In each network, both OMDs and MMDs can communicate with their associated base stations through infrastructure communications. For example, as shown in Fig. 1, OMDs O_{11} , O_7 and an MMD M_4 can communicate with their associated macro base station, *i.e.*, (MBS_2) via infrastructure communications. Different from an OMD, an MMD can be associated with more than one network. For example, an MMD M_5 can be associated with MBS_1 and WiFi AP_2 simultaneously. In addition to infrastructure communications between devices and base stations, there are D2D communications in our MH-CD2D networks. Take Fig. 1 as an example again. OMDs O_3 and O_5 can directly communicate with each other and an OMD O_4 can communicate with an MMD M_7 in D2D mode. Besides, MMDs can travel across different networks. For example, M_3 can move from a macro cellular network to another small cellular network (the new position is denoted by M'_3 and the moving direction is indicated by the dash arrow). Note that there are usually more OMDs than MMDs in our MH-CD2D networks because an MMD with multi-homing capability (e.g., equipped with multiple communication modules [6]) is more expensive than an OMD.

In this paper, we investigate cooperative communications in MH-CD2D networks to improve the network performance. We choose MMDs as relaying nodes instead of OMDs because: (1) MMDs can aggregate bandwidth resources from multiple access networks; (2) MMDs can help to relay information across different networks by exploiting multi-homing mobility of MMDs; (3) the case of choosing OMDs as cooperative relays can be regarded as a special case of our analysis.

III. RELATED WORK

In this section, we briefly survey related studies on the joint bandwidth-relay allocation in cooperative communications, D2D communications and CD2D communications.

A. Non-Incentive-Based Schemes

There are many approaches proposed to improve capacity of the wireless network. Cooperative communication [2] [19] has received extensive attentions recently since it can boost the capacity by exploiting spatial diversity with multiple relaying nodes. Besides, D2D communications can significantly enhance the capacity by establishing a path between two wireless devices directly without going through the infrastructure of a base station or an access point. It is shown in [3] and [4] that integrating both cooperative communications and D2D communications together can improve the capacity further. We call such cooperative D2D communications as CD2D communications.

One of the key issues in CD2D communications is the *joint bandwidth-relay allocation* problem. However, many of current studies address bandwidth (spectrum) allocation or relay allocation separately. For example,

Cao *et al.* [10] provided a spectrum sharing framework between cellular users and D2D users in the up-link channel. An auction based relay allocation and sharing scheme was proposed by Chen *et al.* [12] where cellular users helped the transmission of D2D pairs. In [20], a relay based MIMO transmission with interference mitigation scheme was proposed for D2D communications. Multi-relay diversity was proposed by Lv *et al.* [21] and round-robin based relay sharing was investigated in [22].

The joint bandwidth-relay allocation in CD2D communications has attracted extensive attentions recently since it can fully utilize the resource and better improve the performance. Li and Guo [11] formulated the joint problem as a mixed-integer non-linear programming and a centralized coding-based algorithm was employed to achieve high max-min transmission rate. In [13], Li *et al.* proposed a fine grained resource allocation scheme with CD2D communication in cellular networks. Zhao *et al.* [14] investigated a coding scheme to maximize total transmission rate in CD2D transmissions. However, most of those studies only consider an idealistic scenario, in which relay nodes are always willing to serve. It is impractical in real life as most mobile nodes are resource-constrained (e.g., power-constrained). Serving other nodes will result in the increase of self energy cost. Besides, most of the above studies fail to consider the heterogeneity of mobile nodes as all nodes are regarded as homogeneous.

B. Incentive-Based Schemes

There are some incentive-based mechanisms proposed for relay allocation in cooperative communication network [23]–[25]. Yang *et al.* [23] designed a McAfee based truthful double auction scheme for cooperative communications, but one relay can only serve one source node. Besides, Wang *et al.* [24] presented a Stackelberg game for joint relay selection and power control, but they employed only one source-destination pair, which cannot be applied to our MH-CD2D networks where multiple MMDs act as relays. Although there were multiple source-destination pairs sharing one particular relay in [25], it is not suitable for multiple relays' scenario. Other auction schemes for spectrum sharing can refer to [26]. Most of those studies do not consider relay competitions.

As an efficient resource allocation methodology, Game theory [27] has shown its advantages in providing incentives for network users to participate in resource allocation of wireless networks. Niyato and Hossain [15] firstly modeled the competitions among users in different areas as an evolutionary game, which was further extended to model the price competitions between primary users in a cognitive radio network in [16]. However, both [15] and [16] failed to utilize cooperative spectrum diversity, which can significantly improve the capacity [2]. Wang *et al.* [28] addressed the joint relay and spectrum allocation using auction theory and Li *et al.* [29] studied the coalitional game for spectrum access in cognitive radio networks while both of them did not

TABLE I. Basic Notations for System Model

Notations	Meaning
\mathcal{R}	The set of active relay MMDs
M	Total number of MMDs
r_i	The i -th element of set \mathcal{R}
m	The total number of active MMDs, $m = \mathcal{R} , m \leq M$
\mathcal{N}	The set of active OMDs, $n = \mathcal{N} , n \leq N$
n_i^g	Number of OMDs in community g that is attached to relay r_i
ω_i	Total bandwidth that MMD relay r_i is willing to lease
n_i	Total number of OMDs that choose to associate with MMD r_i
S_i	The set of OMDs that choose MMD r_i
s_{ij}	The j th OMD that chooses relay $r_i, j \in [1, n_i]$
\mathbf{P}	Charging price vector of all MMDs
p_{r_i}	Charging price of the i th MMD, $i \in [1, m]$
Ω	The bandwidth vector that the MMDs are willing to share
d_{ij}	The destination node of source node s_{ij}
$P_{s_{ij}}$	Transmission power of source node s_{ij}
P_{r_i}	Transmission power of relay node r_i
C_D	The achievable capacity between source s_{ij} and destination d_{ij}
C_R	The achievable capacity between s_{ij} and d_{ij} with cooperative relay r_i
u_{ij}^g	Utility of the j th source s_{ij} renting MMD r_i
U_i	Utility of the i th MMD relay r_i
\bar{u}^g	Average utility of a user in group g
π_i^g	Fraction of sharing for relay $r_i, \sum_i \pi_i^g = 1, \pi_i^g \geq 0$

consider relay competitions. Recently, Yun *et al.* [30] proposed a Stackelberg game-based scheme to tackle the network radio bandwidth allocation problem for multi-homing devices. However, they failed to address price competitions and the scenario in this paper is distinct from that in [30]. In summary, those game-theoretical solutions can not be applied to our MH-CD2D networks since they considered neither MMD competitions nor cooperative spectrum diversity. Therefore, it is the goal of this paper to address the above issues.

IV. SYSTEM MODEL

We consider the overlay paradigm for the spectrum allocation between D2D communications and infrastructure communications, where the mutual interferences between the two types of communications can be ignored [31]. Besides, mode selection in MH-CD2D networks is not considered since we mainly concentrate on the design of incentive mechanisms. We assume that the spectrum owned by MMDs is coordinated by

network service providers, *i.e.* base stations using OFDMA [10] or TDMA [32] [33] so that interferences among MMDs and interferences within OMD communities can be mitigated. Meanwhile, by adopting network coding schemes [34], we can properly handle the inter-relay interference. In the network, we assume that nodes do not frequently move or move slowly, similar to that in [35]. This work focuses on the type of static cases of nodes, rather than on the cases with different mobility patterns, such as random walk, hot spot mobility, route mobility models etc. [36], although the mobility of nodes is one of the most important research cases. For cost efficient location update and paging management in personal communication service networks, one may refer to the analysis performed by Li et al. [37] [38]. For throughput-delay-mobility tradeoff study under a more practical restricted random mobility model, one may refer to [39]. Basic notations are summarized in Table I.

There are M MMDs and N OMDs in an MH-CD2D network. We use $\mathcal{R} = \{r_1, r_2, \dots, r_m\}$ to denote the set of active relaying MMDs and $\mathcal{N} = \{1, 2, \dots, n\}$ to denote the set of active OMDs, where $|\mathcal{R}| \leq M$ and $|\mathcal{N}| \leq N$. Since both MMDs and OMDs are carried by mobile users who may have common interests using social applications, such as watching videos or browsing pictures, each OMD may choose to associate with multiple MMDs sharing common interests. Note that at the same time, one OMD can only be served by one MMD. That's because each OMD can only communicate with one MMD at a time with a half-duplex communication module. Differently, each MMD is equipped with multiple antennas, which allows the MMD associating with multiple networks. Generally, an MMD may not always be busy transmitting in high data rate (e.g., video streaming). Sometimes, it performs low data rate communication (e.g., sending short messages) and only occupies a small portion of the total spectrum. In particular, an MMD can lease unused spectrum to OMDs within its community so that it can make profits while OMDs can utilize the leased spectrum via spectrum aggregation [40] offered by the MMDs.

We name the OMDs associating an MMD as a *community* or a *group* interchangeably throughout this paper. Each community forms a cluster where the OMDs can share the spectrum and cooperative transmission opportunity of their associated MMD. It is worth mentioning that OMDs in one community can also associate with other communities, but can only be attached to one community at a time due to the half-duplexity of OMDs. In particular, we divide n OMDs into a set \mathcal{G} of communities (or groups), $\mathcal{G} = \{1, 2, \dots, G\}$. Apparently, we have $|\mathcal{G}| \leq |\mathcal{R}|$.

In MH-CD2D networks, we assume that the total bandwidth in the system is TB , and let ω_i be the total bandwidth that MMD relay r_i is willing to lease and let n_i be the total number of OMDs that choose to associate with MMD r_i . We have $TB \geq \sum_i \omega_i + IB$, where IB is reserved bandwidth used for infrastructure communications. Usually, ω_i has an upper bound $\bar{\omega}_i$, *i.e.*, $0 \leq \omega_i \leq \bar{\omega}_i$, $i \in \mathcal{R}$. Without loss of generality, we

assume that OMDs in the same community are allocated with equal portion of bandwidth, which is ω_i/n_i . Let n_i^g denote the number of OMDs in community g that is attached to relay r_i , where $g \in \mathcal{G}$. Then we have $n_i = \sum_g n_i^g$.

V. ANALYSIS ON JOINT BANDWIDTH-REPLAY ALLOCATION IN MH-CD2D NETWORKS

In this section, we model the joint bandwidth-relay allocation problem in MH-CD2D networks as a two-stage Stackelberg game. In particular, for each OMD in the community, its aim is to determine which MMD to attach. Since all the OMDs are selfish, they only concentrate on their own benefits from the MMD without caring for others. As a result, multiple OMDs may choose the same relay to maximize their Quality of Service (QoS) such as the throughput capacity, which may lead to network congestion due to simultaneous connections at the same MMD. Besides, the spare spectrum resource offered by the other MMDs will be wasted. On the other hand, from the perspective of the relay, serving more OMDs means more energy consumption at MMDs and may lead to self performance degradation. To solve the above issues, we propose a *market-based pricing scheme*. In this scheme, OMDs should pay for the cooperative relay service offered by MMDs. MMDs can get monetary compensation for sharing resources as a reward. Because OMDs are allocated with the same portion of bandwidth, we assume that each OMD is charged for the same price p_{r_i} by the MMD r_i it attaches to. Let $\mathbf{P} = \{p_{r_1}, p_{r_2}, \dots, p_{r_m}\}$ denote the charging price vector by all MMDs. Let $\Omega = \{\omega_1, \omega_2, \dots, \omega_m\}$ be the bandwidth vector that the MMDs are willing to share. Then, the strategy profile for MMDs is (Ω, \mathbf{P}) . For relay set \mathcal{R} , the spare resources are sold to the OMDs for profits and the OMDs are buyers in the virtual market. All users in the virtual market are selfish and they only care about their own profits. The MMDs may compete with each other on the available bandwidth to offer with charging prices for OMDs. For the OMDs, each user needs to determine which MMD to employ, based on the given resource and charging profile (Ω, \mathbf{P}) . Since the OMDs are selfish, there are competitions between the users. Therefore, the competition behaviors can be formulated as a two-stage Stackelberg game, where the leaders are MMDs and the followers are OMDs.

We first describe the evolution dynamics of OMDs in subsection V-A. Then we analyze the competition among MMDs in subsection V-B. Finally, we prove that the system will reach the Nash equilibrium in subsection V-C.

A. Evolution Dynamics of OMDs

In an MH-CD2D network, we adopt Amplify-and-Forward (AF) cooperative communication [2]. Note that we do not consider Decode-and-Forward (DF) cooperative communication since the relay node selection algorithm designed for AF can be easily extended for DF as indicated in [2]. AF consists of two phrases, (Phase 1) broadcasting and (Phase 2) relaying, which will be described in details as follows.

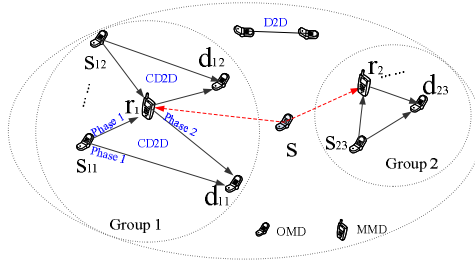


Fig. 2. Demonstration of Cooperative D2D Communication

Let $S_i = \{s_{i1}, s_{i2}, \dots, s_{in_i}\}$ denote the set of OMDs that choose MMD r_i as cooperative relay node. Each OMD $s_{ij} \in S_i, j \in \{1, 2, \dots, n_i\}$ belongs to a group $g \in G$. Denote the destination node of source node s_{ij} by d_{ij} . Fig. 2 shows an example, in which OMDs s_{11} and s_{12} both choose MMD r_1 as cooperative relay in group 1 while d_{23} is the destination node of s_{23} in group 2. We assume that one source node can only select one MMD relay at one time due to the half-duplexity of wireless interface. For example, at one time slot, node s can only be attached to r_1 , but at next time slot, it may choose r_2 in group 2.

In *Phase 1*, source node s_{ij} broadcasts its information x to its destination node d_{ij} and its information has been overheard by relay node r_i . The received signals $y_{s_{ij}d_{ij}}$ and $y_{s_{ij}r_i}$ at OMD d_{ij} and MMD r_i can be expressed as,

$$y_{s_{ij}d_{ij}} = \sqrt{P_{s_{ij}}} h_{s_{ij}d_{ij}} x + \xi_{s_{ij}d_{ij}}, \quad (1)$$

and

$$y_{s_{ij}r_i} = \sqrt{P_{s_{ij}}} h_{s_{ij}r_i} x + \xi_{s_{ij}r_i}, \quad (2)$$

where $P_{s_{ij}}$ is the transmission power of source node s_{ij} , $h_{s_{ij}d_{ij}}$ is the channel power gain between source s_{ij} and destination d_{ij} , $h_{s_{ij}r_i}$ is channel power gain between source s_{ij} and relay r_i . $\xi_{s_{ij}d_{ij}}$ and $\xi_{s_{ij}r_i}$ are additive white Gaussian noises (AWGNs) with zero mean and variance σ^2 . For direct D2D transmission between s_{ij} and d_{ij} if relay r_i is not used, the achievable capacity can be defined as

$$C_D(s_{ij}, d_{ij}) = \frac{\omega_i}{\sum_{g \in G} n_i^g} \log_2 \left(1 + \frac{P_{s_{ij}} |h_{s_{ij}d_{ij}}|^2}{\sigma^2} \right), \quad (3)$$

where $SNR_{s_{ij}d_{ij}}$ is

$$SNR_{s_{ij}d_{ij}} = \frac{P_{s_{ij}} |h_{s_{ij}d_{ij}}|^2}{\sigma^2}. \quad (4)$$

In *Phase 2*, MMD r_i amplifies the received signal $y_{s_{ij}r_i}$ and forwards it to OMD d_{ij} with power P_{r_i} . Then received signal at d_{ij} is

$$y_{r_i d_{ij}} = \sqrt{P_{r_i}} h_{r_i d_{ij}} x_{r_i d_{ij}} + \xi_{r_i d_{ij}}, \quad (5)$$

where $\xi_{r_i d_{ij}}$ is the received white Gaussian noise at d_{ij} in the second phase with zero mean and variance σ^2 . $x_{r_i d_{ij}}$ is the normalization factor which is defined as

$$x_{r_i d_{ij}} = \frac{y_{s_{ij} r_i}}{|y_{s_{ij} r_i}|}. \quad (6)$$

Combining (2), (5) and (6), we have

$$y_{r_i d_{ij}} = \frac{\sqrt{P_{r_i}} h_{r_i d_{ij}} (\sqrt{P_{s_{ij}}} h_{s_{ij} r_i} + \xi_{s_{ij} r_i})}{\sqrt{P_{s_{ij}} |h_{s_{ij} r_i}|^2 + \sigma^2}} + \xi_{r_i d_{ij}}. \quad (7)$$

Using (7), the SNR for s_{ij} relayed by r_i is given as follows

$$SNR_{s_{ij} r_i d_{ij}} = \frac{P_{s_{ij}} P_{r_i} |h_{s_{ij} r_i}|^2 |h_{r_i d_{ij}}|^2}{\sigma^2 (\sigma^2 + P_{s_{ij}} |h_{s_{ij} r_i}|^2 + P_{r_i} |h_{r_i d_{ij}}|^2)}. \quad (8)$$

Therefore, using (4) and (8) when maximal-ratio combining (MRC) is used at d_{ij} , the achievable capacity through relay r_i can be expressed as

$$C_R(s_{ij}, r_i, d_{ij}) = \frac{\omega_i}{2 \sum_{g \in G} n_i^g} \log_2(1 + SNR_{s_{ij} r_i d_{ij}} + SNR_{s_{ij} r_i d_{ij}}). \quad (9)$$

It should be noted that, the channel related parameters in the above equations are maintained at the base station and broadcast to mobile nodes via periodically control packets. We then define *Relay Selection Condition* to determine whether a relay should be chosen.

Definition 1: Relay Selection Condition. For each source OMD s_{ij} , it may choose relay r_i as the cooperative node if the achievable capacity gain $C_R(s_{ij}, r_i, d_{ij})/C_D(s_{ij}, d_{ij})$ is greater than 1. Otherwise, it may choose direct transmission without the relay or imitate other OMD's choice within the same group to maximize the utility, which is defined in (11).

Since OMDs in the same group can learn from each other's choice via the broadcasting of MMD relay and then dynamically adjust their strategies, the behaviors of players (OMDs) form the evolution in the group. According to [41], for each member in group g , the sharing vector for relay r_i can be defined as the fraction of the spectrum offered by r_i . Let Π^g be the state vector of the user in group g , thus

$$\Pi^g = \{\pi_1^g, \pi_2^g, \dots, \pi_m^g\}, \quad (10)$$

where each element π_i^g in Π^g represents the fraction of sharing for relay r_i . Note that $\sum_i \pi_i^g = 1$ and $\pi_i^g \geq 0$. For example, let $G = \{1, 2\}$, $m = 2$, $\pi_1^1 = 30\%$, $\pi_2^1 = 70\%$ means in a system where there are two groups and two MMDs, 30% members in group 1 choose relay r_1 and 70% members in group 1 choose relay r_2 . Combining (3) and (9), we can define the utility u_{ij}^g of the j th source user s_{ij} renting relay r_i as follows,

$$u_{ij}^g = [\alpha t_{ij} \max\{C_R, C_D\} - p_{r_i}] x_{ij}, \quad (11)$$

where α is the unit cost per bit, t_{ij} is the time fraction that the j th source user s_{ij} can get access to relay r_i and is usually set as 1. It should be noted that x_{ij} equals to 1 if $C_R > C_D$ and x_{ij} equals to 0, otherwise. According to [41], the utility of OMD at time t is a function of the group state at time $(t - \tau)$ and τ is a time delay variable. Here, we assume the OMDs within each group have similar distances to their corresponding

receivers. In this way, the sub index ‘ j ’ in (11) can be omitted. Similar to [15], we have the replicator dynamics of the population (*i.e.*, the OMDs in the group) as follows,

$$\dot{\pi}_i^g(t) = \delta \pi_i^g(t) (u_i^g(t - \tau) - \bar{u}^g(t - \tau)), \quad (12)$$

where δ represents the updating speed based on the observation of OMDs, u_i^g stands for the utility of an OMD in group g that attaches to MMD r_i , and \bar{u}^g is the average utility of a user in group g .

It is shown in (12) that the number of OMDs choosing MMD r_i will increase if the payoff is higher than the group’s average payoff. The evolution will end when the sharing strategy remains constant, which is the *evolutionary equilibrium*.

B. Competition Between MMDs

When OMDs reach an equilibrium, MMDs will compete with each other to adjust their strategies which is coordinated by the base station to maximize total utility. The behavior of MMDs can be modeled as a *non-cooperative* game. The utility of one MMD is the total payment of all OMDs that attach to it minus its cost for serving as a relay. Let U_i be the utility of the i th MMD relay r_i , then we have

$$U_i = p_{r_i} \sum_{g \in \mathcal{G}} n_i^g(\boldsymbol{\Omega}, \mathbf{P}) - c_i \omega_i, \quad (13)$$

where c_i is the relay cost per unit bandwidth.

Definition 2: Define the profile strategies for all MMDs except relay r_i as $(\boldsymbol{\Omega}_{-i}, \mathbf{P}_{-i})$.

Definition 3: The strategy profile $(\boldsymbol{\Omega}^*, \mathbf{P}^*)$ is the Nash equilibrium if $\forall i \in \mathcal{R}$, $U_i(\omega_i^*, \boldsymbol{\Omega}_{-i}^*; p_i^*, \mathbf{P}_{-i}^*) \geq U_i(\omega_i, \boldsymbol{\Omega}_{-i}^*; p_i, \mathbf{P}_{-i}^*)$ for $\forall \omega_i \geq 0, p_i \geq 0$.

The Nash equilibrium can be found in solving the fixed point of all the best responses of players.

Definition 4: The optimal strategy for each MMD i is defined as

$$OPT_i(\boldsymbol{\Omega}_{-i}, \mathbf{P}_{-i}) = \arg \max_{\omega_i, p_i} U_i(\omega_i, \boldsymbol{\Omega}_{-i}; p_i, \mathbf{P}_{-i}). \quad (14)$$

Next, we use a simple example to illustrate how the system evolves towards the Nash equilibrium.

C. Simple Example

We consider a simple example similar to [15], in which there are two MMDs $\mathcal{R} = \{r_1, r_2\}$. Under this setting, we will utilize backward induction to derive the Nash equilibrium.

1) Evolution Dynamics of OMDs: Assume that each OMD tells its utility truthfully, as illustrated in the previous section, when $\dot{\pi}_i^g(t) = 0$, the evolutionary game will converge to the equilibrium. The evolution will end because no member in the group can enhance its utility by copying other’s strategy. Thus, we can solve the following equation to determine the equilibrium,

$$u_i^g = u_{j \neq i}^g, \forall g \in \mathcal{G}, \quad (15)$$

where the left hand side of (15) is the utility of an OMD member in group g that chooses MMD r_i as relay node, while the right hand side of (15) is the utility of OMD who chooses the other relays except relay r_i . Combining (3)(9)(11)(15), then (15) can be re-written as (16), where we assume that OMDs and MMDs are

$$\frac{\omega_1}{n_1} \log_2 \max\left(1 + \frac{P|h_{s_1d_1}|^2}{\sigma^2} + \frac{P^2|h_{s_1r_1}|^2|h_{r_1d_1}|^2}{P|h_{s_1r_1}|^2\sigma^2 + P|h_{r_1d_1}|^2\sigma^2 + \sigma^4}, 1 + \frac{P|h_{s_1d_1}|^2}{\sigma^2}\right) - p_{r_1} \quad (16)$$

$$= \frac{\omega_2}{n_2} \log_2 \max\left(1 + \frac{P|h_{s_2d_2}|^2}{\sigma^2} + \frac{P^2|h_{s_2r_2}|^2|h_{r_2d_2}|^2}{P|h_{s_2r_2}|^2\sigma^2 + P|h_{r_2d_2}|^2\sigma^2 + \sigma^4}, 1 + \frac{P|h_{s_2d_2}|^2}{\sigma^2}\right) - p_{r_2}$$

$$A = \max\left(1 + \frac{P|h_{s_1d_1}|^2}{\sigma^2} + \frac{P^2|h_{s_1r_1}|^2|h_{r_1d_1}|^2}{P|h_{s_1r_1}|^2\sigma^2 + P|h_{r_1d_1}|^2\sigma^2 + \sigma^4}, 1 + \frac{P|h_{s_1d_1}|^2}{\sigma^2}\right) \quad (17a)$$

$$B = \max\left(1 + \frac{P|h_{s_2d_2}|^2}{\sigma^2} + \frac{P^2|h_{s_2r_2}|^2|h_{r_2d_2}|^2}{P|h_{s_2r_2}|^2\sigma^2 + P|h_{r_2d_2}|^2\sigma^2 + \sigma^4}, 1 + \frac{P|h_{s_2d_2}|^2}{\sigma^2}\right) \quad (17b)$$

assigned with same transmission power P and same noise at the receiver for the benefit of simplicity. That's because the different power consumptions can be modeled by the variant charging prices and costs. Regarding to power control game in the fading channel, please refer to [42]. In group one, the channel gain between source s_i and relay r_i is denoted by h_{s_i,r_i} , the channel gain between source s_i and destination d_i is denoted by h_{s_i,d_i} , the channel gain between relay r_i and destination d_i is denoted by h_{r_i,d_i} where $i \in \{1, 2\}$. Let n^g be the number of OMDs in $g \in \mathcal{G}$, then $n^g = \sum_{i \in \mathcal{R}} n_i^g$ and $n_i^g = \pi_i^g n^g$. Therefore, (16) can be rewritten as,

$$DX^2 - (\omega_1 A + \omega_2 B + nD)X + \omega_1 An = 0, \quad (18)$$

where

$$X = n_1 \quad (19)$$

and A is defined in (17a), B is described in (17b). D and n are defined as follows,

$$D = p_{r_1} - p_{r_2}, \quad (20)$$

$$n = \sum_g n^g. \quad (21)$$

Note that (19) is the positive solution of equation (18). As we can see from (16) ~ (21), the term $\omega_i / (\sum_{g \in \mathcal{G}} n_i^g)$ makes equations not easy to be handled. Note that the $\log(\cdot)$ function is concave, $\zeta \log(\cdot)$, $\zeta > 0$ is also concave. To simplify the analysis, we modify the utility function of OMDs by re-defining C_R and C_D (see (3) and (9)) as follows,

$$C_R(s_{ij}, r_i, d_{ij}) = \log_2\left(\frac{k_\omega \omega_i}{\sum_{g \in \mathcal{G}} n_i^g} \tau_{ij}\right), \quad (22)$$

and

$$C_D(s_{ij}, d_{ij}) = \log_2\left(\frac{k_\omega \omega_i}{\sum_{g \in \mathcal{G}} n_i^g} b_{ij}\right), \quad (23)$$

where k_ω is a system parameter which originates from the coefficient of (3) or (9). Note that through this change, we do not change the concave feature of the original equations (3) and (9), which is also adopted by [43], thus we have

$$\tau_{ij} = 1 + SNR_{s_{ij}d_{ij}} + SNR_{s_{ij}r_i d_{ij}} \quad (24)$$

and

$$b_{ij} = 1 + SNR_{s_{ij}d_{ij}}. \quad (25)$$

As the same as previous equations (12)(16), the subindex ‘j’ can be omitted. Therefore, (15) can be re-written as,

$$\sum_g \pi_1^g n^g = \frac{n}{1 + 2^{p_{r_1} - p_{r_2}} \frac{\omega_2 Y_2}{\omega_1 Y_1}}, \quad (26)$$

where $Y_1 = \max\{\tau_1, b_1\}$, $Y_2 = \max\{\tau_2, b_2\}$. According to [16], the equilibrium can be determined by solving the Jacobian matrix,

$$\mathbf{J} = \begin{bmatrix} \frac{\partial \delta \pi_1^{(1)}(u_1^{(1)} - \bar{u}^{(1)})}{\partial \pi_1^{(1)}} & \frac{\partial \delta \pi_1^{(1)}(u_1^{(1)} - \bar{u}^{(1)})}{\partial \pi_1^{(2)}} \\ \frac{\partial \delta \pi_1^{(2)}(u_1^{(2)} - \bar{u}^{(2)})}{\partial \pi_1^{(1)}} & \frac{\partial \delta \pi_1^{(2)}(u_1^{(2)} - \bar{u}^{(2)})}{\partial \pi_1^{(2)}} \end{bmatrix} = \begin{bmatrix} J_{1,1} & J_{1,2} \\ J_{2,1} & J_{2,2} \end{bmatrix}, \quad (27)$$

where δ is as same as that defined in (12). The two eigenvalues of \mathbf{J} can be

$$\lambda(\mathbf{J}) = \frac{(J_{1,2} + J_{2,2}) \pm \sqrt{4J_{1,2}J_{2,1} + (J_{1,1} - J_{2,2})^2}}{2}. \quad (28)$$

2) *Pricing competition between two MMDs*: When there are multiple MMDs in the system, they may compete with each other in terms of price and bandwidth to sell to OMDs. In this paper, we consider the fixed bandwidth sharing between MMD r_1 and MMD r_2 . Therefore, MMDs form the non-cooperative sub-game. The strategy of each MMD is the price charging for OMDs. The payoff of each MMD is the total payment by OMDs minus the consumption for serving OMDs. In this example, the non-cooperative game between MMDs can be defined as a tuple $\langle \mathcal{R}, (P_i)_{i \in \mathcal{R}}, (U_i)_{i \in \mathcal{R}} \rangle$. Because the bandwidth sharing is fixed, the utility function of the i th player, defined in (13) can be rewritten as,

$$U_i = p_{r_i} \times \sum_{g \in \mathcal{G}} \pi_i^g n^g - c_i \omega_i, \quad (29)$$

where the term $\sum_{g \in \mathcal{G}} \pi_i^g n^g$ can be determined by (26), which is the equilibrium of the evolutionary game for the OMDs. Substituting (26) into (29), we have

$$U_i = p_{r_i} \times \frac{n}{1 + 2^{p_{r_i} - p_{r_j}} \frac{\omega_j Y_j}{\omega_i Y_i}} - c_i \omega_i, \quad (30)$$

where (30) shows the interaction between the MMD and OMD. The first derivative of U_i with respect to p_{r_i} is computed as

$$\frac{\partial U_i}{\partial p_{r_i}} = \frac{n\omega_i Y_i [\omega_i Y_i + (2^{p_{r_i} - p_{r_j}})\omega_j Y_j - p_{r_i} \omega_j Y_j 2^{p_{r_i} - p_{r_j}} \ln 2]}{[\omega_i Y_i + (2^{p_{r_i} - p_{r_j}})\omega_j Y_j]^2}. \quad (31)$$

Therefore, the optimal price for the MMD can be calculated by letting $\frac{\partial U_i}{\partial p_{r_i}} = 0$. Then from (31), we have

$$p_{r_i}^* = \frac{1}{\ln 2} + \frac{\omega_i Y_i}{\omega_j Y_j} 2^{p_{r_j} - p_{r_i}}. \quad (32)$$

In order to obtain the expression of the optimal price p_{r_i} , without loss of generality, we use the function $\exp(\cdot)$ to replace the function $2^{(\cdot)}$, then (32) can be rewritten as

$$p_{r_i}^* = \mathcal{B}_i(p_{r_j}) = 1 + \mathcal{W}\left\{\frac{\omega_i Y_i}{\omega_j Y_j} \exp^{(p_{r_j} - 1)}\right\}, \quad (33)$$

where $\mathcal{W}(\cdot)$ is a Lambert-W function [44].

3) *Nash equilibrium for non-cooperative game between two MMDs*: According to (33), each MMD's optimal price increases with the growing of other MMD's price. Therefore, this game is proved to be a supermodular game [16] and there is Nash equilibrium in this game.

Theorem 1: There is a pure Nash equilibrium in the non-cooperative game between MMDs.

Proof: A super-modular game must satisfy the following properties: Property 1) A strategy is a subset of real set. Property 2) A utility has increasing difference in all sets of strategies. In the non-cooperative game, the optimal strategy of player i , its price $p_{r_i} \in [0, +\infty]$. According to [16], property 1 can be easily verified. For property 2, it can be verified through $\frac{\partial^2 U_i}{\partial p_{r_i} \partial p_{r_j}} \geq 0$. We can calculate $\frac{\partial^2 U_i}{\partial p_{r_i} \partial p_{r_j}}$ as

$$\frac{\partial^2 U_i}{\partial p_{r_i} \partial p_{r_j}} = \frac{\partial \mathcal{B}_i}{\partial p_{r_j}} = \frac{\mathcal{W}(z)}{z(1 + \mathcal{W}(z))}, z = e^{(p_{r_j} - 1)}. \quad (34)$$

Since $z > 0$, and also, we have

$$z = \mathcal{W}(z)e^{\mathcal{W}(z)}. \quad (35)$$

hence, we have $\mathcal{W} > 0$ because $z > 0$. Further, we have $\frac{\partial^2 U_i}{\partial p_{r_i} \partial p_{r_j}} \geq 0$. Therefore, the non-cooperative game is a supermodular game with a Nash equilibrium. ■

It is worthy noting that, the channel conditions are known a priori at base stations and are broadcasted to each mobile devices in the network via control packets. We then show that the non-cooperative game has a unique Nash equilibrium, shown as follows.

Theorem 2: The above non-cooperative game has a unique Nash equilibrium.

Proof: According to Theorem 1, there is a Nash equilibrium in the non-cooperative game between MMDs. In this theorem, we prove that the Nash equilibrium is unique by showing the self-mapping function of the

MMD's best response function is a contraction. The self-mapping function is expressed as follows,

$$p_{r_i} = \mathcal{F}_i(p_{r_i}) = \mathcal{B}_i(\mathcal{B}_j(p_{r_i})) = 1 + \mathcal{W} \left(\frac{e^{p_{r_i}-1}}{\mathcal{W} \left(\frac{\omega_j Y_j}{\omega_i Y_i} e^{p_{r_i}-1} \right)} \right) \quad (36)$$

for $i \in \{1, 2\}$ and $j \neq i$. To prove the uniqueness of Nash equilibrium, it is equivalent to demonstrate the self-mapping function is a contraction. We observe that the Jacobian matrix is

$$\mathbf{J} = \begin{bmatrix} \frac{\partial^2 \mathcal{F}_i}{\partial p_{r_i}^2} & \frac{\partial^2 \mathcal{F}_i}{\partial p_{r_i} \partial p_{r_j}} \\ \frac{\partial^2 \mathcal{F}_j}{\partial p_{r_i} \partial p_{r_j}} & \frac{\partial^2 \mathcal{F}_j}{\partial p_{r_j}^2} \end{bmatrix} = \begin{bmatrix} 0 & \frac{\partial \mathcal{B}_i}{\partial p_{r_j}} \\ \frac{\partial \mathcal{B}_j}{\partial p_{r_i}} & 0 \end{bmatrix}. \quad (37)$$

Let λ be the largest absolute eigenvalue of the Jacobian matrix \mathbf{J} . Then we have

$$\lambda = \sqrt{\frac{\partial \mathcal{B}_i}{\partial p_{r_j}} \times \frac{\partial \mathcal{B}_j}{\partial p_{r_i}}}. \quad (38)$$

The self-mapping function is a contraction if and only if $\lambda < 1$. According to (34), we have $\frac{\partial \mathcal{B}_i}{\partial p_{r_j}} < 1$ and thus $\lambda < 1$ is established, which means the self-mapping function is a contraction. Therefore, the uniqueness of Nash equilibrium for MMDs is proved. \blacksquare

VI. IMES: A DISTRIBUTED IMPLEMENTATION

In this section, a distributed Incentive Mechanism for Efficient bandwidth relay Sharing in CD2D networks (IMES) is proposed. The mechanism includes evolution among OMDs and price competition within MMDs. For MMDs, they are leaders and make decisions on the price and bandwidth for OMDs through competition. The objective is to maximize their own utilities. For OMDs, they are followers and only respond to the ask price and bandwidth changes made by MMDs to maximize their own utilities.

A. Evolution Mechanism Among OMDs

In this subsection, an iterative mechanism is proposed for OMDs so that they converge to the equilibrium. Each OMD in the group tries to maximize its own utility. A distributed algorithm is designed to execute at each OMD. Within each group, OMDs can communicate with each other and share the information of the other's choice. The average utility sent by MMDs can be shared with members in each group. Each member in the group can change the decision with a probability if observing the other member within the group obtains a higher utility. The evolution will end when all OMDs in the same group achieve equal or almost equal utility. The details of the procedure are illustrated as follows. Firstly, each OMD in the group is attached to a MMD relay node randomly. Then, each MMD computes its utility by using the allocated bandwidth and the price charged by the corresponding MMD from (11). After exchanging information with users in the same group, each OMD will get the information of utility and choice to compute the group's average utility according to

the following equation [43],

$$\bar{u}^g(t) = \frac{\sum_i u_i^g(t-1)n_i^g(t-1)}{n^g(t-1)}. \quad (39)$$

The OMD will change its link to the MMD if it finds another MMD can provide a higher utility when the probability $\psi(t)$ is higher than the random number within $[0, 1]$, where $\psi(t)$ is defined as [15]

$$\psi(t) = \frac{\bar{u}^g(t) - u_i^g(t)}{\bar{u}^g(t)}. \quad (40)$$

The OMDs will repeat those procedures until the evolution is stable. The details of the scheme executed on each OMD are shown in Algorithm 1.

Algorithm 1 Function DAO(): Distributed Algorithm on each OMD

- 1: For all OMDs, the i th MMD r_i is randomly chosen.
 - 2: $flag = true$;
 - 3: **while** $flag$ **do**
 - 4: A OMD computes the utility u_{ij}^g from the obtained price and bandwidth using (11). The utility is then shared within the group g .
 - 5: Receive the choices and utility of the other users within the same group and computes the average utility $\bar{u}^g(t)$ in group g using (39).
 - 6: **if** $(u_i^g(t) < \bar{u}^g(t))$ **then**
 - 7: Leave the current link to relay if $rand < \psi(t)$.
 - 8: **else**
 - 9: Remain the current link to current relay MMD node
 - 10: **end if**
 - 11: **if** All OMDs within the same group have the same utility **then**
 - 12: $flag = false$;
 - 13: **end if**
 - 14: **end while**
-

Algorithm 2 Function DAM(): Distributed Algorithm on each MMD

- 1: For each MMD:
 - 2: Initialize the bandwidth that MMD r_i is willing to share $\omega_{i,0}$, charging price $p_{r_i,0}$.
 - 3: **while** (ω_i and p_{r_i} are not stable) **do**
 - 4: Wait for an interval T for the evolution among OMDs by executing Function DAO()
 - 5: $\omega_i(t+1) = \min\{\max\{\omega_{i,0}(t+1), 0\}, 50\}$ // Update the bandwidth
 - 6: $p_{r_i}(t+1) = \max\{p_{r_i,0}(t+1), 0\}$ // Update the price
 - 7: $t=t+1$
 - 8: **end while**
-

TABLE II. Default simulation parameters

Parameters for Simulation	Values
\mathcal{G} , the set of social groups with OMDs	$\{a, b\}$
\mathcal{R} , the set of MMD relays	$\{r_1, r_2\}$
τ , time delay parameter	1
T , waiting time	100ms
δ , updating speed parameter	1
n^a , the number of OMDs in group a	10
r , the communication range of devices	50m
n^b , the number of OMDs in group b	30
Default network area size	100m \times 100m
α , system parameter	1

B. Competition implementation for MMDs

In real scenarios, the multi-homing base stations are heterogeneous, a central controller to inform MMDs may not be always available. Therefore, each MMD may learn and make its own decision to adapt to changes. Under this setting, an iterative based updating scheme is proposed. Similar to [15], the MMD can update strategies as follows,

$$\omega_{i,0}(t+1) = \omega_i(t) + \mu_{i,\omega} \frac{U_i(\omega(t), \mathbf{p}(t)) - U_i(\omega(t-\Delta t), \mathbf{p}(t-\Delta t))}{\Delta t}, \quad (41)$$

and

$$p_{r_i,0}(t+1) = p_{r_i}(t) + \mu_{i,p} \frac{U_i(\omega(t), \mathbf{p}(t)) - U_i(\omega(t-\Delta t), \mathbf{p}(t-\Delta t))}{\Delta t}, \quad (42)$$

where Δ_t is a period of time and $\mu_{i,\omega}$, $\mu_{i,p}$ are updating speed related parameters. When the offered bandwidth and charging price are updated, they will be broadcast to OMDs within the group. After receiving those data, each OMD will adjust their own strategies. As same as [43], due to the unknown evolution time, we also denote a waiting time T for the strategy updating interval. When the results in (41) and (42) are stable, then the Nash equilibrium is achieved by approximation. Details of the algorithm on the MMD is shown in Algorithm 2.

VII. PERFORMANCE EVALUATION

According to [45], due to the price simultaneously charged by MMDs, there is no optimal strategy for each OMD. Therefore, the equilibrium performance is studied. In this section, we first evaluate the performance of the proposed game theoretic scheme in Section VII-B. We then analyze the service delay in Section VII-C.

A. Experimental Setup

The experimental evaluation has been conducted on Matlab simulator [46]. To evaluate the performance of proposed group behavior of users in neighboring groups as most studies do [47] [48], by default we assume that there are two groups of OMDs randomly distributed in a $100m \times 100m$ area [49] and competing for two MMDs. As did in [50], we consider small groups by setting the default number of OMDs in group a as 10 while the default number of OMDs in group b is 30. During the simulation, nodes may stay static or do not frequently move [35] in the network. For example, in a wireless local area network covering a metropolitan area [51], users may only move around in a restricted area close to their homes, including the office [52], gymnasiums, and so on. As another example, defending soldiers are allowed to move in their defend areas on the battlefield [39]. The communication range is set as $50m$ for mobile devices [53] and the waiting time interval is set as $100ms$.

We then set system parameters for group a . In particular, the channel gain between source and relay is $h_{s_1r_1} = 0.3$, the channel gain between source and destination is $h_{s_1d_1} = 0.25$ and the channel gain between relay and destination is $h_{r_1d_1} = 0.4$ [54]. Similarly, we set system parameters for group b as $h_{s_2r_2} = 0.25$, $h_{r_2d_2} = 0.35$ and $h_{s_2d_2} = 0.21$. Here we adopt the same channel gain of elements in each group to simplify the analysis just the same as in [55] and [56], which does not affect the performance comparison for the proposed scheme. We choose the common transmission power as $P = 2W$ [57] [58] for group a and group b . Without loss of generality, we set $t_{ij} = 1s$ [59]. The results are obtained by averaging over 1000 simulation runs. Table II lists the parameters used in simulations. The behaviors of OMDs in one group are compared with those of OMDs in the other group on choosing MMD relay nodes when Algorithms 1 and 2 are executed. The best strategy of one MMD with respect to the behavior of other MMD is also studied. To evaluate service delay, we design a randomized method to compare with the proposed IMES. When there are more than two groups, *i.e.* $|\mathcal{R}| \geq 3$, there are two cases since in the simulation we set $|\mathcal{G}| = |\mathcal{R}|$.

Case 1: The number of MMDs is odd. In this case, the algorithms will be executed between adjacent groups and neighboring MMDs. Finally three groups of OMDs and three MMDs are left. Then we can divide one group of OMD users in the last three groups into two separate subgroups uniformly, and then duplicate the role of one MMD for the separated two groups by choosing one MMD from the last three MMDs.

Case 2: The number of MMDs is even. As same as Case I, the algorithms will be executed between neighboring OMD groups with the corresponding MMDs.

B. Best Strategy

Firstly, we analyze the phase plane of replicator dynamics, as shown in Fig. 3. Although there are multi-rounds for the replicator dynamics, we only consider a particular round given the offered resources and charging prices. We assume that all OMDs can perform cooperative communications with MMD r_1 . In this simulation, $\omega_1 = 20$, $\omega_2 = 40$, $n^a = 10$ and $n^b = 30$. For the charging price, we set $p_{r_1} = 1$ and $p_{r_2} = 2$. The proportions of OMDs in group a and b choosing the MMD relay r_1 are plotted in Fig. 3. The phase plane shows the evolution direction of the replicator dynamics towards the Nash equilibrium. It is shown in Fig. 3 that whatever the starting point is, the population of OMDs converges to different evolutionary equilibria. The solid line in Fig.3 shows the set of Nash equilibria. For example, from $(\pi_1^a, \pi_1^b) = (0.56, 0.21)$, the equilibrium will be achieved at $(\pi_1^a, \pi_1^b) = (0.84, 0.51)$. It is worth noting that in the equilibrium, the utility of OMDs in a is almost equal to that in b .

Further more, the basin of attraction consists of the replicator dynamics is the whole feasible region, that is $0 < \pi_1^a, \pi_1^b < 1$. Fig. 4 shows the convergence of the evolution of total utility in each group towards the equilibrium $(\pi_1^a, \pi_1^b) = (0.84, 0.65)$ from the starting point $(0.73, 0.50)$. In this experiment, we assume that both r_1 and r_2 offer the same bandwidth of $\omega_1 = \omega_2 = 25$. Both n^a and n^b are equal to 30. In the equilibrium, the utility of all OMDs in each group is close to the theoretical utility based on the observed value. In order to clearly present the results, we adjust the results of total utility divided by 100, as shown in Fig. 4. It is observed that the total utility of group a is higher than group b when the equilibrium is achieved. That's because (i) the channel gains that result in the total utility for OMDs in group a are higher than those in group b and (ii) the ask price of r_1 is lower than that of r_2 . Next, we investigate the number of OMDs that attach to MMD r_1

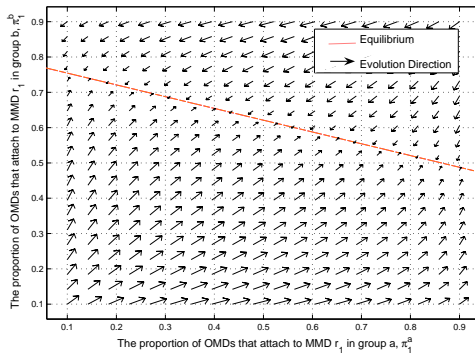


Fig. 3. Phase plane of replication dynamics when $\omega_1 = 20$, $\omega_2 = 40$, $n^a = 10$ and $n^b = 30$

with changing number of OMDs in group b . As shown in Fig. 5(a), with increasing number of OMDs n^b , the number of OMDs choosing MMD r_1 grows accordingly. When the charging price of r_2 , *i.e.* p_{r_2} grows from

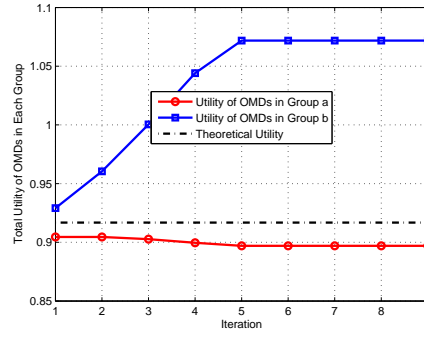


Fig. 4. The utility of OMDs in two groups converge to equilibrium

0.5 to 2.0, n_1 increases due to the intention to choose a service provider with lower price. Further more, we study the relationship between n_1 and n^b when MMDs r_1 and r_2 charge the same price at the evolutionary equilibrium. Let $p_{r_1} = p_{r_2} = 1.0$, ω_1 is fixed at 30, as shown in Fig. 5(b), when total number of OMDs in group b is constant, n_1 decreases with the increase of ω_2 . That's because when the more bandwidth is offered by r_2 , the less number of OMDs will choose r_1 .

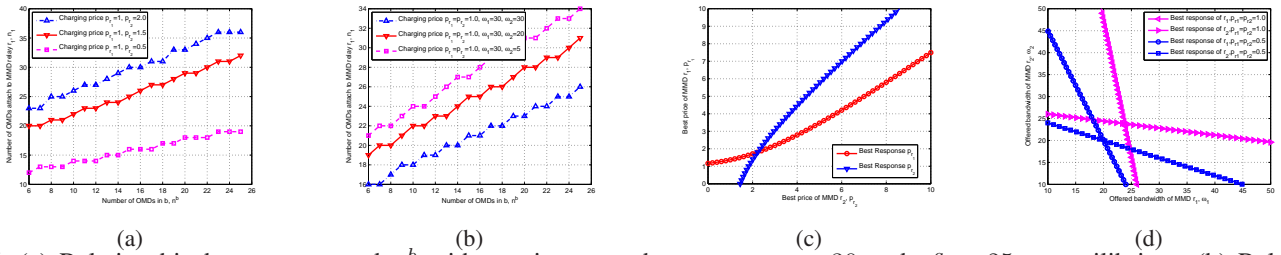


Fig. 5. (a) Relationship between n_1 and n^b with varying p_{r_2} when $\omega_1 = \omega_2 = 30$ and $n^a = 25$ at equilibrium; (b) Relationship between n_1 and n^b with varying p_{r_2} when $\omega_1 = 30$ and $n^a = n^b = 25$ at equilibrium; (c) Best responses of the two MMDs for the pricing strategy; (d) Best strategies of two MMDs with different charging prices.

Fig. 5(c) shows the best responses of the pricing strategy of the two MMD relays. In this experiment, MMD r_1 offers a bandwidth of $\omega_1 = 20$ and MMD r_2 offers a bandwidth of $\omega_2 = 40$. It is observed that both the best response strategy of r_1 and the best response strategy of r_2 grow in the Stackelberg game. Furthermore, for MMD r_2 , the slope of the best response value is greater than 1 whereas it is not the case for MMD r_1 . That's because r_2 offers more bandwidth than r_1 does. The Nash equilibrium point is achieved when the best price strategy is $(p_{r_1}^*, p_{r_2}^*) = (1.8112, 2.2341)$. To earn more profits, MMD r_1 should lease more bandwidth to OMDs.

To better demonstrate the MMD's best response with its counterpart's changing bandwidth and charging price, we compare the performance when the two-variable strategy profile (Ω, \mathbf{P}) is considered. In this example, we firstly fix the charging price of MMDs and derive the optimal bandwidth available to offer by MMDs. In this

experiment, $\mu_{i,\omega} = 1$, $\mu_{i,p} = 0.5$ and $\Delta t = 1$. As shown in Fig. 5(d), the charging prices are equal. When one MMD increases its offered bandwidth, more OMDs will choose it as their common resource provider while its counterpart will reduce the offered bandwidth to guarantee the utility of itself according to (29). Accordingly, the OMDs will reach to the equilibrium following the similar phase plane of replication dynamics as shown in Fig. 3. The Nash equilibrium can be achieved when both of the MMDs play their own best strategies with equal price. For example, when $p_{r_1} = p_{r_2} = 1.0$, the equilibrium is at $(\omega_1^*, \omega_2^*) = (23.793, 23.793)$. It can also be drawn from Fig. 5(d) that when the charging prices increase, the best strategy for each MMD is to offer more bandwidth for OMDs so that it can gain more profits.

Fig. 6(a) examines the utility of MMDs with the increasing number of OMDs in group a . When the bandwidth ω_2 is fixed at $\omega_2 = 20$, the utilities of both MMDs increase when ω_1 drops from 30 to 20. That's because when ω_1 becomes smaller, a lower price will be at the equilibrium, which can attract more OMDs (as previously explained of Fig. 5(d)). We have the similar findings when ω_2 is fixed at $\omega_2 = 30$ as shown in Fig. 6(a).

Next, we analyze the relationship between net utility of MMDs and the number of OMDs in group a . Let $c_1 = 0.5$, $c_2 = 0.1$, $n^b = 30$. Generally, the utility of MMDs grows with the number of OMDs in group a . For MMD r_1 , when $\omega_1 = 30$ and n^a is fixed, with ω_2 decreasing from 30 to 20, the utility of MMD r_1 increases because there are more OMDs choose to switch from r_2 to r_1 due to more resource offerings by r_1 . In Fig. 6(b), when cooperative communication is adopted, the MMD acts not only as the bandwidth seller, but also acts as the intermediate relay, which differentiates the final utility function of MMDs. Take Fig. 6(b) as an example again. When there are only 90% OMDs conducting cooperative communication (CC) with MMD r_1 in group a , the utility difference between r_1 and r_2 is larger than that of all nodes using cooperative communications, that can be explained by the changing values of $k_{\omega}\tau_{ij}$ in (22).

To study the influence of more than two MMDs with constant number of OMDs, we modify the algorithm CDARA [18] so that it can fit for the case of only one kind of resource demands of buyers. We compare the proposed IMES with the modified CDARA scheme. Each newly added MMD has the initial bandwidth of 40 and $p_{r_j} = 0.2$, where $j > 2$. The valuation of each OMD with CDARA scheme is calculated by their original position and the two groups can be divided into multiple sub-groups with each MMD acts as the group leader. As shown in Fig. 6(c), with the growing number of MMDs, the total utility of MMDs grows first and decreases fast when the number of MMDs is larger than 5 and finally reaches to zero utility. That's because the more MMD relays, the more user demands can be satisfied. However, when the number of MMD relays reaches to the limit of 5, the limited number of OMD users in one single sub-group cannot afford the MMD relay, thus the total utility will decrease and finally reaches to zero utility. On average, IMES outperforms the CDARA scheme by about 20.37%.

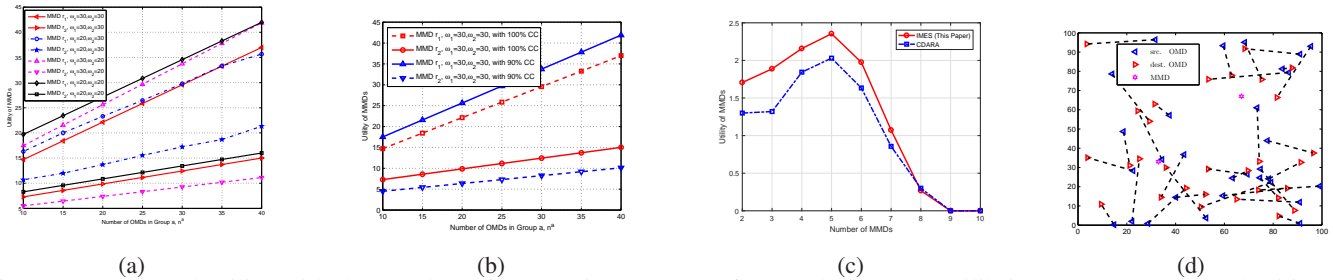


Fig. 6. (a) MMD's total utility with the number of OMDs in group a , n^a at evolutionary equilibrium; (b) MMD's total utility with the number of OMDs in group a , n^a at evolutionary equilibrium with changing proportion of cooperative communication pairs; (c) Utility of MMDs with the number of MMDs; (d) An example of network topologies in a plane of $100\text{m} \times 100\text{m}$.

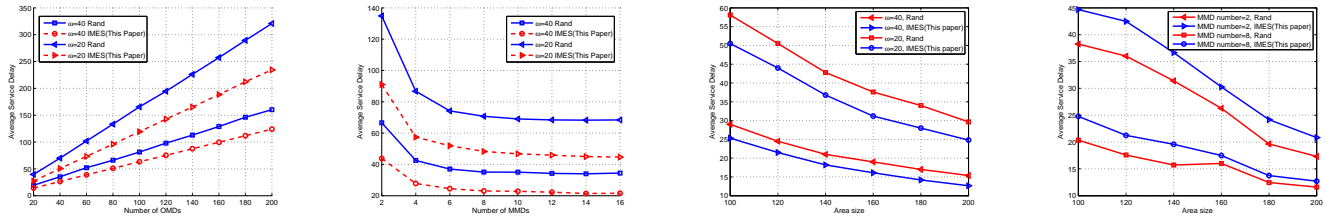
C. Service Delay

To study service delay, we compare our proposed incentive based method IMES with a randomized method (named as Rand). Regarding to Rand, an OMD randomly selects one of the MMDs for CD2D communication if CD2D communication is better than direct D2D communication. With regard to our proposed IMES, details can be found in Section VI.

We first consider an example network in a square area of $100\text{m} \times 100\text{m}$, as shown in Fig. 6(d), where the left-pointing triangle represents source OMD and the right-pointing triangle stands for destination OMD. During the simulation, MMDs always have extra bandwidth that can be shared with OMDs. If an OMD cannot finish the transmission in the current round of TDMA slots, it will be served within the following rounds. Therefore, we define the *service delay* as the average transmission time when an OMD finishes sending messages to its destination.

We exam the impact of both the number of OMDs and the number of MMDs on service delay. Fig. 7(a) shows the average service delay versus the number of OMDs when the number of MMDs is fixed at $|\mathcal{R}| = 3$. It is shown in Fig. 7(a) that the average service delay increases with increased number of OMDs in both IMES and Rand schemes. That's because more OMDs cause higher traffic loads, which results in the higher service delay. Besides, Fig. 7(a) also shows that our proposed IMES always has lower service delay than Rand scheme, implying the effectiveness of our IMES. On average, IMES is more than 25% times better than the randomized method. Moreover, when the number of OMDs is fixed, the average service delay drops quickly with the increased bandwidth. For example, when there are 120 OMDs, the available bandwidth is $\omega = 20$, the average delay is about 200 for Rand scheme and 150 for IMES while the delay is only 100 for the random method and 75 for IMES. This observation implies that increasing the bandwidth can significantly reduce the service delay.

Fig. 7(b) shows the relationship between the number of MMDs and the average service delay. We fix the number of OMDs at 50 in the network. It is shown in Fig. 7(b) that the average service delay decreases fast



(a) Average service delay versus the number of OMDs in a $100\text{m} \times 100\text{m}$ network

(b) Average service delay versus the number of MMDs in a $100\text{m} \times 100\text{m}$ network

(c) Average service delay versus various network sizes with the fixed number of MMDs and OMDs

(d) Average service delay versus various network sizes with changing number of MMDs and OMDs

Fig. 7. Performance of average delay

with the increased number of MMDs when the number of MMDs is below 8, implying that increasing the number of MMDs can significantly reduce the service delay. However, the average service delay reaches a constant value when the number of MMDs is greater than 8. That is because the number of OMDs served by each MMD reaches a saturated value with the fixed bandwidth, implying that adding more MMDs will not bring any benefits in this case. Besides, it is also shown in Fig. 7(b) that our proposed IMES always has lower average service delay than the Rand. On average, IMES is about 32.8% better than Rand when the available bandwidth for each MMD is $\omega = 40$. When $\omega = 20$, the delay reduction gain is about 36.7%.

The results in both Fig. 7(a) and Fig. 7(b) are based on a network with the fixed area $100\text{m} \times 100\text{m}$. We next investigate the impacts of network area on the service delay. In the second set of simulations, we increase the network area from $100\text{m} \times 100\text{m}$ to $200\text{m} \times 200\text{m}$. Note that we fix the number of OMDs at 40 and the number of MMDs at 8. It is shown in Fig. 7(c) that the average service delay decreases with the increasing of network area. That's because the traffic congestion is alleviated when network becomes sparse. Besides, our proposed IMES can reduce average service delay by at least 20% compared with Rand scheme with consideration of network area size influence.

We then conduct another set of simulations to investigate impacts of the number of MMDs with consideration of the changing network area size. In particular, we deploy 60 OMDs in the network. It is shown in Fig. 7(d) that increasing the number of MMDs can greatly decrease the average service delay, implying that a better QoS is achieved with the growth of MMDs.

VIII. CONCLUSION AND FUTURE REMARKS

In this paper, we have proposed a novel multi-homing cooperative D2D network, by combining the ordinary mobile devices and multi-homing mobile devices. We have contributed a two-level evolutionary game for such MH-CD2D networks, to deal with one of the challenges of the network, *i.e.*, the joint bandwidth relay allocation

problem. We have provided analysis for the procedure to select the best MMDs utilizing the replica dynamics. We have also proposed algorithms to maximize the utilities of the OMDs by introducing price competitions into the scheme, instead of keeping the price unchanged in the traditional auction mechanisms. Moreover, we have investigated the existences of the evolutionary equilibrium in the proposed MH-CD2D networks. Extensive simulation results demonstrate that the equilibrium can be achieved and the best response price of one MMD increases with the best price of the other MMD in the Stackelberg game. The utility of MMDs increases with the number of OMDs in each OMD group at the evolutionary equilibrium. For service delay, we take the influence of network area into consideration. Following the most existing works, we compare our algorithms with the randomized scheme. Experimental results show that the proposed scheme IMES is able to improve the randomized scheme by more than 25% in terms of service delay. With IMES, the utilities of MMDs and OMDs can be enhanced. Meanwhile, the fairness of OMD within the same group and between different groups can be ensured. When the prices of both MMDs increase towards the equilibrium (shown in Fig. 5(c)), the two MMDs tend to offer more bandwidth for OMDs (shown in Fig. 5(d)). Therefore, IMES has shown its advantage to motivate bandwidth sharing as well as to ensure fairness.

Our future work includes addressing the problem when OMD users move between different macro-cells or small cells. We also plan to investigate the case when one MMD node can serve multiple OMDs and one OMD can compete for multiple MMDs. In addition, our future work also covers interference control between neighboring MMDs and the study for general cases with different mobility models.

REFERENCES

- [1] M. N. Tehrani, M. Uysal, and H. Yanikomeroglu, "Device-to-device communication in 5g cellular networks: challenges, solutions, and future directions," *IEEE Communications Magazine*, vol. 52, no. 5, pp. 86–92, 2014.
- [2] Y. Shi, S. Sharma, Y. T. Hou, and S. Kompella, "Optimal relay assignment for cooperative communications," in *Proceedings of the 9th ACM international symposium on Mobile ad hoc networking and computing*. ACM, 2008, pp. 3–12.
- [3] X. Chen, B. Proulx, X. Gong, and J. Zhang, "Exploiting social ties for cooperative d2d communications: a mobile social networking case," *IEEE/ACM Transactions on Networking*, vol. 23, no. 5, pp. 1471–1484, 2015.
- [4] L. Wang, F. Tian, T. Svensson, D. Feng, M. Song, and S. Li, "Exploiting full duplex for device-to-device communications in heterogeneous networks," *IEEE Communications Magazine*, vol. 53, no. 5, pp. 146–152, 2015.
- [5] H. S. Dhillon, R. K. Ganti, F. Baccelli, and J. G. Andrews, "Modeling and analysis of k-tier downlink heterogeneous cellular networks," *IEEE Journal on Selected Areas in Communications*, vol. 30, no. 3, pp. 550–560, 2012.
- [6] J. Qiao, X. Shen, J. W. Mark, Q. Shen, Y. He, and L. Lei, "Enabling device-to-device communications in millimeter-wave 5g cellular networks," *IEEE Communications Magazine*, vol. 53, no. 1, pp. 209–215, January 2015.
- [7] J. Shi, Y. Jin, W. Guo, S. Cheng, H. Huang, and D. Zhang, "Performance evaluation of setp as a transport layer solution for wireless multi-access networks," in *Wireless Communications and Networking Conference (WCNC)*, vol. 1. IEEE, 2004, pp. 453–458.

- [8] M. Ismail and W. Zhuang, "Decentralized radio resource allocation for single-network and multi-homing services in cooperative heterogeneous wireless access medium," *IEEE Transactions on Wireless Communications*, vol. 11, no. 11, pp. 4085–4095, 2012.
- [9] A. P. K. T. Gamage, H. Liang, R. Zhang, and X. Shen, "Device-to-device communication underlying converged heterogeneous networks," *IEEE Wireless Commun.*, vol. 21, no. 6, pp. 98–107, 2014.
- [10] Y. Cao, T. Jiang, and C. Wang, "Cooperative device-to-device communications in cellular networks," *IEEE Wireless Communications*, vol. 22, no. 3, pp. 124–129, 2015.
- [11] P. Li and S. Guo, "Capacity maximization of cooperative device-to-device communication," in *Cooperative Device-to-Device Communication in Cognitive Radio Cellular Networks*. Springer, 2014, pp. 19–39.
- [12] Y. Chen, S. He, F. Hou, Z. Shi, and X. Chen, "Optimal user-centric relay assisted device-to-device communications: an auction approach," *IET Communications*, vol. 9, no. 3, pp. 386–395, 2015.
- [13] P. Li, S. Guo, T. Miyazaki, and W. Zhuang, "Fine-grained resource allocation for cooperative device-to-device communication in cellular networks," *IEEE Wireless Communications*, vol. 21, no. 5, pp. 35–40, 2014.
- [14] Y. Zhao, Y. Li, X. Chen, and N. Ge, "Joint optimization of resource allocation and relay selection for network coding aided device-to-device communications," *IEEE Communications Letters*, vol. 19, no. 5, pp. 807–810, 2015.
- [15] D. Niyato and E. Hossain, "Dynamics of network selection in heterogeneous wireless networks: An evolutionary game approach," *IEEE Transactions on Vehicular Technology*, vol. 58, no. 4, pp. 2008–2017, 2009.
- [16] D. Niyato, E. Hossain, and Z. Han, "Dynamics of multiple-seller and multiple-buyer spectrum trading in cognitive radio networks: A game-theoretic modeling approach," *IEEE Transactions on Mobile Computing*, vol. 8, no. 8, pp. 1009–1022, 2009.
- [17] L. Chen, J. Wu, H.-N. Dai, and X. Huang, "Two-Stage Game for Joint Bandwidth and Multiple Homing Relay Allocation in Cooperative D2D Networks," in the *18th IEEE International Conference on High Performance Computing and Communications (HPCC)*, Sydney, Australia, December 2016.
- [18] P. Samimi, Y. Teimouri, and M. Mukhtar, "A combinatorial double auction resource allocation model in cloud computing," *Information Sciences*, vol. 357, pp. 201–216, 2016.
- [19] A. Nosratinia, T. E. Hunter, and A. Hedayat, "Cooperative communication in wireless networks," *IEEE Communications Magazine*, vol. 42, no. 10, pp. 74–80, Oct 2004.
- [20] S. A. Ayoughi and W. Yu, "Optimized mimo transmission and compression for interference mitigation with cooperative relay," in *IEEE International Conference on Communications (ICC)*. IEEE, 2015, pp. 4321–4326.
- [21] T. Lv, Z. Zhang, and S. Yang, "A low complexity approach of combining cooperative diversity and multiuser diversity in multiuser cooperative networks," *IEEE Transactions on Signal Processing*, vol. 61, no. 24, pp. 6247–6256, 2013.
- [22] Z. Zhang, T. Lv, and S. Yang, "Round-robin relaying with diversity in amplify-and-forward multisource cooperative communications," *IEEE Transactions on Vehicular Technology*, vol. 62, no. 3, pp. 1251–1266, 2013.
- [23] D. Yang, X. Fang, and G. Xue, "Truthful auction for cooperative communications," in *Proceedings of the Twelfth ACM International Symposium on Mobile Ad Hoc Networking and Computing*. ACM, 2011, p. 9.
- [24] B. Wang, Z. Han, and K. Liu, "Distributed relay selection and power control for multiuser cooperative communication networks using stackelberg game," *IEEE Transactions on Mobile Computing*, vol. 8, no. 7, pp. 975–990, 2009.
- [25] H. Al-Tous and I. Barhumy, "Joint power and bandwidth allocation for amplify-and-forward cooperative communications using stackelberg game," *IEEE Transactions on Vehicular Technology*, vol. 62, no. 4, pp. 1678–1691, 2013.
- [26] L. Chen, L. Huang, Z. Sun, H. Xu, and H. Guo, "Spectrum combinatorial double auction for cognitive radio network with ubiquitous network resource providers," *IET Communications*, vol. 9, no. 17, pp. 2085–2094, 2015.
- [27] D. Fudenberg and J. Tirole, *Game Theory*. Cambridge, MA:MIT Press, 1991.

- [28] X. Wang, L. Huang, H. Xu, and H. Huang, "Truthful auction for resource allocation in cooperative cognitive radio networks," in *the 24th International Conference on Computer Communication and Networks (ICCCN)*. IEEE, 2015, pp. 1–8.
- [29] D. Li, Y. Xu, X. Wang, and M. Guizani, "Coalitional game theoretic approach for secondary spectrum access in cooperative cognitive radio networks," *IEEE Transactions on Wireless Communications*, vol. 10, no. 3, pp. 844–856, 2011.
- [30] S. Yun, J. Lee, S. Newaz, and J. K. Choi, "Energy efficient pricing scheme for multi-homing in heterogeneous wireless access networks: A game theoretic model and its analysis," in *IEEE Wireless Communications and Networking Conference (WCNC)*. IEEE, 2015, pp. 1672–1677.
- [31] A. Goldsmith, S. Jafar, I. Maric, and S. Srinivasa, "Breaking spectrum gridlock with cognitive radios: An information theoretic perspective," *Proceedings of the IEEE*, vol. 97, no. 5, pp. 894–914, May 2009.
- [32] M. Zhang, X. Chen, and J. Zhang, "Social-aware relay selection for cooperative networking: An optimal stopping approach," in *IEEE International Conference on Communications (ICC)*. IEEE, 2014, pp. 2257–2262.
- [33] Y. Zhao, Y. Li, Y. Cao, T. Jiang, and N. Ge, "Social-aware resource allocation for device-to-device communications underlying cellular networks," *IEEE Transactions on Wireless Communications*, vol. 14, no. 12, pp. 6621–6634, 2015.
- [34] R. Simoni, V. Jamali, N. Zlatanov, R. Schober, L. Pierucci, and R. Fantacci, "Buffer-aided diamond relay network with block fading and inter-relay interference," *IEEE Transactions on Wireless Communications*, vol. 15, no. 11, pp. 7357–7372, 2016.
- [35] F. Fu and M. V. D. Schaar, "Learning to compete for resources in wireless stochastic games," *IEEE Transactions on Vehicular Technology*, vol. 58, no. 4, pp. 1904–1919, 2009.
- [36] G. Lu, D. Belis, and G. Manson, "Study on environment mobility models for mobile ad hoc network: hotspot mobility model and route mobility model," in *International Conference on Wireless Networks, Communications and Mobile Computing*, vol. 1. IEEE, 2005, pp. 808–813.
- [37] J. Li, H. Kameda, and K. Li, "Optimal dynamic mobility management for pcs networks," *IEEE/ACM Transactions on Networking*, vol. 8, no. 3, pp. 319–327, 2000.
- [38] J. Li, Y. Pan, and X. Jia, "Analysis of dynamic location management for pcs networks," *Vehicular Technology IEEE Transactions on*, vol. 51, no. 5, pp. 1109–1119, 2002.
- [39] P. Li, Y. Fang, and J. Li, "Throughput, delay, and mobility in wireless ad hoc networks," in *INFOCOM, 2010 Proceedings IEEE*, 2010, pp. 1–9.
- [40] R. Zhang, M. Wang, L. X. Cai, and Z. Zheng, "Lte-unlicensed: the future of spectrum aggregation for cellular networks," *IEEE Wireless Communications*, vol. 22, no. 3, pp. 150–159, 2015.
- [41] H. Tembine, E. Altman, and R. El-Azouzi, "Delayed evolutionary game dynamics applied to medium access control," in *IEEE International Conference on Mobile Adhoc and Sensor Systems (MASS)*. IEEE, 2007, pp. 1–6.
- [42] Y. Shi, J. Wang, K. B. Letaief, and R. K. Mallik, "A game-theoretic approach for distributed power control in interference relay channels," *IEEE Transactions on wireless communications*, vol. 8, no. 6, 2009.
- [43] G. Nan, Z. Mao, M. Yu, M. Li, H. Wang, and Y. Zhang, "Stackelberg game for bandwidth allocation in cloud-based wireless live-streaming social networks," *IEEE Systems Journal*, vol. 8, no. 1, pp. 256–267, 2014.
- [44] D. D. Wackerly, W. Mendenhall, and R. L. Scheaffer, *Mathematical Statistics With Applications*. Cengage Learning, 2007.
- [45] B. An, A. V. Vasilakos, and V. Lesser, "Evolutionary stable resource pricing strategies," in *ACM SIGCOMM*. ACM, 2009, pp. 17–21.
- [46] "Matlab simulator," <http://www.mathworks.com>.
- [47] K. Xiong, C. Chen, G. Qu, P. Fan, and K. Letaief, "Group cooperation with optimal resource allocation in wireless powered communication networks," *IEEE Transactions on Wireless Communications*, vol. PP, no. 99, pp. 1–1, 2017.

- [48] C. Han, I. Koprulu, and N. B. Shroff, *Exploiting double opportunities for latency-constrained content propagation in wireless networks*. IEEE Press, 2016.
- [49] L. Chen, L. Huang, H. Xu, and H. Guo, "Optimal channel allocation for multi-pu and multi-su pairs in underlay cognitive radio networks," *International Journal of Ad Hoc and Ubiquitous Computing (IJAHUC)*, vol. 27, no. 1, pp. 19–33, 2017.
- [50] Y. Li, M. Zhao, and W. Wang, "Internode mobility correlation for group detection and analysis in vanets," *IEEE Transactions on Vehicular Technology*, vol. 62, no. 9, pp. 4590–4601, 2013.
- [51] L. Ma, J. Wu, and L. Chen, "Dota: Delay bounded optimal cloudlet deployment and user association in wmans," in *Proceedings of the 17th IEEE/ACM International Symposium on Cluster, Cloud and Grid Computing (CCGrid)*. IEEE Press, 2017, pp. 196–203.
- [52] V. Raghunathan and P. Kumar, "Wardrop routing in wireless networks," *IEEE Transactions on Mobile Computing*, vol. 8, no. 5, pp. 636–652, 2009.
- [53] W. Wang and V. K. N. Lau, "Delay-aware cross-layer design for device-to-device communications in future cellular systems," *IEEE Communications Magazine*, vol. 52, no. 6, pp. 133–139, 2014.
- [54] L. Chen, L. Huang, H. Xu, and C. Yang, "Primary secrecy is achievable: Optimal secrecy rate in overlay crns with an energy harvesting secondary transmitter," in *Proceedings of the International Conference on Computer Communication and Networks (ICCCN)*, 2015, pp. 1–6.
- [55] Q. Wang, D. Xu, J. Xu, and Z. Bu, "A grouped and proportional-fair subcarrier allocation scheme for multiuser ofdm systems," in *IEEE International Performance Computing and Communications Conference (IPCCC)*. IEEE, 2006, pp. 97–101.
- [56] C. Y. Ho and C.-Y. Huang, "Energy-saving massive access control and resource allocation schemes for m2m communications in ofdma cellular networks," *IEEE Wireless Communications Letters*, vol. 1, no. 3, pp. 209–212, 2012.
- [57] C. Luo, S. Guo, S. Guo, L. T. Yang, G. Min, and X. Xie, "Green communication in energy renewable wireless mesh networks: Routing, rate control, and power allocation," *IEEE Transactions on Parallel and Distributed Systems*, vol. 25, no. 12, pp. 3211–3220, 2014.
- [58] G. Miao, N. Himayat, G. Y. Li, and S. Talwar, "Distributed interference-aware energy-efficient power optimization," *IEEE Transactions on Wireless Communications*, vol. 10, no. 4, pp. 1323–1333, 2011.
- [59] Z. Li, Y. Jiang, Y. Gao, L. Sang, and D. Yang, "Delay and delay-constrained throughput analysis of a wireless powered communication system," in *International Conference on Communications (ICC)*. IEEE, 2017, pp. 1–6.