

The WiLI benchmark dataset for written language identification

Martin Thoma
E-Mail: info@martin-thoma.de

Abstract—This paper describes the WiLI-2018 benchmark dataset for monolingual written natural language identification. WiLI-2018 is a publicly available,¹ free of charge dataset of short text extracts from Wikipedia. It contains 1000 paragraphs of 235 languages, totaling in 235 000 paragraphs. WiLI is a classification dataset: Given an unknown paragraph written in one dominant language, it has to be decided which language it is.

I. INTRODUCTION

The identification of written natural language is a task which appears often in web applications. Search engines want to provide users websites which are relevant to them. Content which the users can't understand is automatically less relevant. It is crucial for machine translation, sentiment analysis and text summarization algorithms to know the source language. In the case of document classification with documents of multiple languages one could train one classifier per language, but to do so a reliable language identification is necessary. OCR systems improve their recognition by applying knowledge of the language of the scanned document.

While a couple of publications are available for written natural language identification [HBB⁺06], [TS05], [BL10], [LLB14], none makes the used benchmark dataset publicly available and easy to access. Publicly available datasets are important to make research reproducible. They allow the community to analyze problems systematically and provide a possibility for fair comparison of available solutions.

WiLI can be used to train models for language identification, for benchmarking those models and for identifying unknown languages.

It is created with data from the free encyclopedia Wikipedia. Hence it is expected that models which achieve good results on WiLI do not necessarily achieve similar results on colloquial language document such as Twitter or Facebook posts. Also, the dataset contains mostly natural language. This includes constructed languages such as Esperanto, Ido, Interlingua and also dead languages like Latin, but excludes artificial languages such as HTML and XML, \LaTeX , JSON and Markdown.

Also, WiLI-2018 has exactly the same languages in the training set as in the test set. So it is not necessary to predict unknown languages. In a real setting, unknown languages can appear.

¹See appendix for detailed instructions how to obtain the data.

II. WRITTEN LANGUAGE BASICS

A language is a system of communication. This could be spoken language, written language or sign language. A spoken language can have several forms of written language. For example, the spoken Chinese language has at least three writing systems: Traditional Chinese characters, Simplified Chinese characters and Pinyin — the official romanization system for Standard Chinese.

Languages evolve. New words like *googling*, *television* and *Internet* get added, but written languages are also refactored. For example, the German orthography reform of 1996 aimed at making the written language simpler. This means any system which recognizes language and any benchmark needs to be adapted over time. Hence WiLI is versioned by year.

Languages do not necessarily have only one name. According to Wikipedia, the Sranan language is also known as *Sranan Tongo*, *Sranantongo*, *Surinaams*, *Surinamese*, *Surinamese Creole* and *Taki Taki*. This makes ISO 369-3 valuable, but not all languages are represented in ISO 369-3. As ISO 369-3 uses combinations of 3 Latin letters and has 547 reserved combinations, it can at most represent 17 029 languages. As of January 2018, ISO 369-3 contains 7850 languages [iso17].

Unicode is a standard for encoding text. A Unicode code point is an integer which uniquely defines a single character. As of January 2018, Unicode 10.0 defines 136 755 characters. This includes the letters of 139 scripts such as the Latin, Arabic, Greek, Cyrillic and Han script. Unicode 10.0 also includes Emoji and other symbol characters such as currency symbols.

The most basic building block is a character. For example, *ABCabc* are six characters from the Latin script, *Текная* are six characters from the Cyrillic script, and *שרב* are four Unicode code points from Hebrew script and two directional characters: `\u202b \u05c1 \u05e9 \u05e8 \u05d1 \u202c`. The term *character* is used interchangeably with Unicode code points in this paper. The length of a piece of text is defined by the number of Unicode code points in it.

Unicode has combining characters and also the combination of some. For example, the combination of U+006E (n) and U+0303 (~) form ñ, similar to the single Unicode code point U+00F1 (ñ). To prevent such differences, the Unicode normalization form C is applied [MD17]: Canonical Decomposition, followed by Canonical Composition.

Although this paper is about the identification of language solely by examining the given text, there are many ways to get indicators for the language by metadata. Such examples are geolocation and Website tags:

- `<meta name="language" content="Spanish">`
- `<meta http-equiv="content-language" content="es">`
- `<html lang="es">`
- `<link rel="alternate" href="http://example.com/en-au" hreflang="en-au" />`

III. BENCHMARK DATASETS FOR LID

The ALTW 2010 dataset [VRL10] makes use of different language Wikipedias. It artificially concatenates sections of articles in different languages. This dataset was created to benchmark multilingual language identification for 74 languages. This dataset is publicly available at <http://people.eng.unimelb.edu.au/tbaldwin/etc/altw2010-langid.tgz>.

The *Language Identification in Code-Switched (CS) data* shared task [SBM⁺14] is a dataset which consists of four language pairs (Modern Standard Arabic – Dialectal Arabic, Mandarin – English, Nepali – English, Spanish–English) for which data was collected mostly from Twitter. The task is to label each token with one of five labels: *lang1*, *lang2*, *other*, *ambiguous*, *mixed* or *named entity*. In this case, *other* refers to emoticons, punctuation marks and numbers, *ambiguous* to words which belong to both language and *mixed* to words which are a mixture of both languages. This dataset only covers language pairs and only has four pairs.

The VarDial Workshop 2014 had a shared task for *discriminating between similar languages and language varieties* (DSL) [ZTLT14]. There were six groups of languages:

Group	Best accuracy	(Team)
A Bosnian vs Croatian vs Serbian	93.60 %	(NRC-CNRC)
B Indonesian vs Malaysian	99.55 %	(NRC-CNRC)
C Czech vs Slovakian	100 %	(NRC-CNRC)
D Brazilian vs European Portuguese	95.60 %	(NRC-CNRC)
E Peninsular vs Argentine Spanish	90.95 %	(NRC-CNRC)
F American vs British English	63.94 %	(UMich)

Table I: Results of the VarDial Workshop 2014 for the similar language discrimination task.

DSL is important for spell-checking, for native language identification and for translation. For example, *pants* in British English means underwear while it means trousers in American English. The VarDial Workshop 2014 dataset is publicly available at <http://ttg.uni-saarland.de/resources/DSLCC/>.

TweetLID [ZSVG⁺16] is a dataset of Tweets. It contains 14 992 Tweets for training and 19 993 Tweets for testing. There are 10 classes for the dataset: Spanish, Portuguese, Catalan, English, Galician, Basque, Undeterm., Multilingual, Ambiguous, and Other. So the dataset only distinguishes 6 languages.

Another idea how to evaluate language identification is to take Machine Translation dataset. For example, Europarl-v7 contains 21 languages and 60 million words per language [Koe05].

WiLI-2018 covers more languages than any of those datasets. It is balanced and easier to obtain (see Appendix).

IV. HOW WiLI WAS CREATED

WiLI consists of paragraphs from different language Wikipedias. The *Random page* feature was used via the Python `wikipedia` package [Gol14] to obtain a page. The markup was stripped, the text was split at headers and at newlines.

Leading and trailing whitespace characters was removed from the result and consecutive whitespace characters were replaced by a single whitespace. The Unicode normalization form C was applied. If the resulting items length was at least 140 Unicode Code points and if it did not have the sequences `ISBN`, `\displaystyle`, `vol.` [digit of roman number] nor a valid DOI in it, then it was added to the list of paragraphs. This process was repeated until 1000 paragraphs were collected.

The reason for checking for ISBN and DOI is that all Wikipedias contain many references. The language of the reference is often English, even in non-English Wikipedias.

V. CLASSES

The WiLI-2018 dataset contains 235 classes. Those classes include 122 Indo-European languages, 22 Austronesian languages, 17 Turkic languages, 14 Uralic languages, 11 Niger-Congo languages, 10 Sino-Tibetan languages, 9 Afro-Asiatic languages, 6 constructed languages and 24 languages of smaller families.

For a couple of languages, there are variants available and languages which are close to each other:

- Arabic, Egyptian Arabic
- English, Old English, Scots
- Standard Chinese, Min Nan Chinese, Hakka Chinese, Literary Chinese, Wu Chinese
- German, Bavarian, Low German, Palatine German, Ripuarisch, Alemannic German, Pennsylvania German
- Belarusian, Belarusian (Taraschkewiza)
- Kurdish, Central Kurdish
- Indonesian, Minangkabau, Banyumasan, Banjar, Sundanese, Javanese
- Languages spoken in India:
 - Maithili, Bhojpuri
 - Bengali, Bishnupriya
 - Konkani, Marathi
- Russian, Komi-Permyak
- Persian, Gilaki, Mazanderani

See Section A for a list of all 235 languages within WiLI-2018.

VI. DATA

The WiLI-2018 dataset contains 235 000 paragraphs of at least 140 Unicode code points. Each paragraph belongs to one of 235 languages.

While the minimum paragraph length is guaranteed to be 140 and each languages shortest paragraph is at most 144 Unicode code points long, the mean paragraph length averaged over

all languages is 371 characters and the longest paragraph is 195 402 Unicode code points long.

Each language can contain short excerpts from other languages and special characters. For example, the English Wikipedia article about the Russian mathematician Pafnuty Chebyshev starts like this:

Pafnuty Lvovich Chebyshev (Russian: Пафну́тий Львович Чебышёв; IPA: [pəfˈnutʲɨj ˈlʲvovʲɪtɕ tɕɨbʲɪˈʂof]) (May 16 [O.S. May 4] 1821 – December 8 [O.S. November 26] 1894) was a Russian mathematician. His name can be alternatively transliterated as Chebychev, Chebysheff, Chebychov, Chebyshov; or Tchebychev, Tchebycheff (French transcriptions); or Tschebyshev, Tschebyschef, Tschebyscheff (German transcriptions).

This is one example why characters which are not typical for one language can appear in it. In this case, Cyrillic characters and special IPA symbols.

It is, however, expected that those characters appear less often than the ones which form the language. Hence the set of most common characters C_θ with coverage $\theta \in (0, 1]$ of a language can be formed as follows:

- 1) Count all characters $c \in C$. The number of occurrences of c is denoted by $n_c \in \mathbb{N}$.
- 2) Sort the characters descending by n_c
- 3) Define the minimum desired coverage as $\Sigma_\theta := \theta \cdot (\sum_{c \in C} n_c)$
- 4) Initialize C_θ as an empty set and a counter $n = 0$
- 5) Go through all characters. Add the character to C_θ if the $n < \Sigma_\theta$. Increase n by n_c .

For English, this leads to

- $|C_{0.75}| = 13$; $C_{0.75} = \{\text{SPACE, a,c,d,e,h,i,l,n,o,r,s,t}\}$
- $|C_{0.80}| = 15$; $C_{0.80} = C_{0.75} \cup \{m, u\}$
- $|C_{0.90}| = 22$; $C_{0.90} = C_{0.80} \cup \{\text{COMMA, b, f, g, p, w,y}\}$
- $|C_{0.99}| = 58$; $C_{0.99} = C_{0.90} \cup \{\text{" , ' () - . , 01234789, k, v, x}\}$ and ABCDEFGHIJLMNOPRSTW
- $|C_{1.00}| = 239$; including Arabic and Cyrillic letters and others.

Please note that $C_{0.99}$ still misses the characters KQUVWXYZjǫ. Especially the missing Y is most likely an effect of the source of the data. I expect Y and I to appear much more often in personal texts due to YOU and I.

$C_{0.99}$ is for most languages between 41 characters (Lojban) and 150 characters.

There are only 9 languages in the dataset for which $C_{0.99}$ contains at least 150 characters:

- Amharic (280 characters), Ge'ez script
- Hakka Chinese (582 characters)

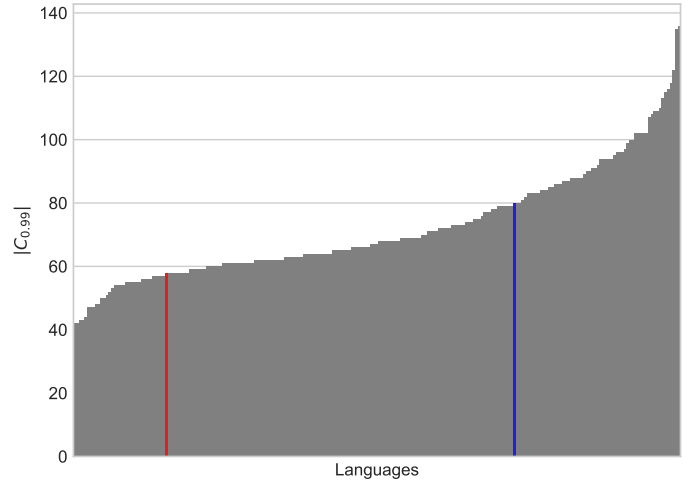


Figure 1: The distribution of characters per language. The red bar is English, the blue bar is Russian.

- Min Dong (762 characters)
- Korean (1158 characters)
- Japanese (1630 characters)
- Cantonese (2519 characters)
- Standard Chinese (2814 characters)
- Wu Chinese (3249 characters)
- Literary Chinese (3324 characters)

Figure 1 shows how many characters the other languages have.

The fact that those 9 languages have so much more different characters suggests to treat those different.

The number of characters per paragraph shows that Tibetan has an average count of characters per paragraph of 2084 which is far bigger than any other language. Languages with many symbols are expected to have less characters per paragraph. Another reason for the differences seen in Figure 2 could be writing styles and topics about which was written.

VII. ERRORS AND PROBLEMS OF THE DATASET

The following kinds of problems were observed in the dataset:

- (E1) Sources: Literature and sources are extremely hard to classify right. For example,

The Lycoming County Unit of the Pennsylvania Writers Project of the Work Projects Administration: A Picture of Lycoming County (= SSRI workshop series. Nr. 7512). 1. Auflage. The Commissioners of Lycoming County Pennsylvania, 1972, OCLC 17171801 (Erstausgabe: 1939).

belongs to German because of 1. Auflage and Erstausgabe which indicates that everything else are just names.

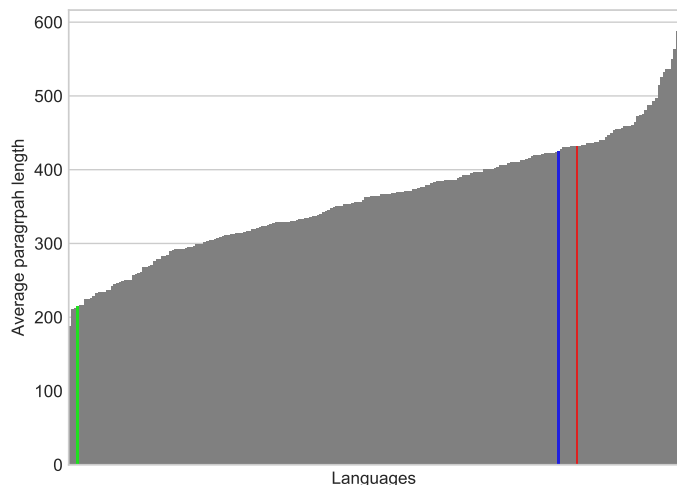


Figure 2: Mean paragraph length per language. The red bar is English, the blue bar is Russian and the green bar is standard Chinese. One can see that the average length of a paragraph is vastly different between languages. The following three languages are excluded from the graph: Pushto (621 characters), Uighur (750 characters) and Tibetan (2084 characters).

- (E2) Copy-paste errors: Wikipedia authors sometimes copy the content of another language Wikipedia to their language. For example, in the Sundanese Wikipedia (su), there are several examples.²
- (E3) Translations: The Tongan Wikipedia has several pages which have an English translation.³ Due to the large automatic labeling of sentences this means many English items would be wrongly labeled as Tonganese.
- (E4) Quotes: Wikipedia articles contain quotes. If the original quote is not in the language of the Wikipedia, then the original quote is often followed by a translated version. Due to the way how the paragraphs are extracted for WiLI-2018, this leads to paragraphs being assigned to the wrong language.
- (E5) Bias: People have different writing styles and different topics in which they are interested. For small Wikipedias, this can lead to a bias in the recognition of a language. For example, it is expected that articles about mathematics have different properties than articles about literature.

VIII. WRITTEN LANGUAGE IDENTIFICATION PIPELINE

A typical pipeline for written language identification first cleans the text from unwanted characters and does normalization steps such as removing punctuation, making the text lowercase or reducing the character set. The next step is to create a vector from the filtered string. This can be as simple as counting the number of occurrences of a word. Other relevant ideas are

²[https://su.wikipedia.org/w/index.php?title=Optimisasi_\(matematik\)&oldid=498807](https://su.wikipedia.org/w/index.php?title=Optimisasi_(matematik)&oldid=498807), https://su.wikipedia.org/w/index.php?title=Iron_Maiden&oldid=533732

³Examples: https://to.wikipedia.org/wiki/Sione_Tupou_Mateialona/en, https://to.wikipedia.org/wiki/Uho_taha/en

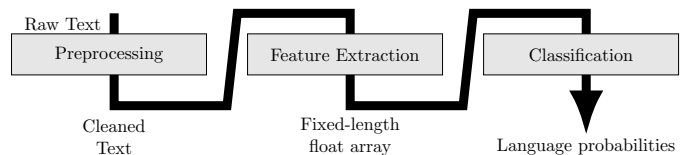


Figure 3: A typical Written Language Identification pipeline.

tf-idf features and tokenizers. This vector can be classified by neural networks such as multilayer Perceptrons (MLPs) or a Naïve Bayes classifier. This is visualized in Figure 3.

It is noteworthy that recurrent neural networks (RNNs) do not need a fixed-length array as input.

IX. EVALUATION

The code used for the evaluation can be found at [Tho18b], [Tho18a]. The neural networks were implemented with Keras 2.0.6 [C⁺15] and Tensorflow 1.2.0 [AAB⁺15] as the backend. Other algorithms such as the tf-idf vectorizer are implemented in sklearn 0.19.1 [PVG⁺11].

A. Language Groups by Script

A major difficulty in building a system for written natural language identification is the size of Unicode 10.0. With 136 755 characters, the feature space is large.

Table II shows for some Unicode blocks which languages within WiLI-2018 use those blocks and to which extend.

This information can be used in several ways:

- **Feature Engineering:** For a given range which only contains one language, all Unicode code points can be mapped to the first character of that range. This would reduce the feature space.
- **Hierarchical Classification:** A first classifier could try to identify the 15 languages which have their own Unicode blocks. For the 8 blocks which contain multiple languages one could make 8 other classifiers which have a very reduced feature space and much less classes to distinguish.

B. Single-Character Frequency Analysis

The analysis of the distribution of single characters is used for many years in cryptanalysis and known as *frequency analysis* [Gai14]. The most simple approach to use frequency analysis for the identification of the language of a text defines a set C of characters of interest, counts them for a corpus for each language and compares the character distribution for each language with the character distribution in the text of an unknown language.

The two open choices in this approach are the choice of characters in C and the choice of a distance function:

$$f : [0, 1]^{|D|} \times [0, 1]^{|D|} \rightarrow \mathbb{R}$$

Start	End	#	High Coverage	Next coverage
0	879	880	150 languages ($\geq 91\%$)	$\leq 48.20\%$
880	1023	144	Modern Greek ($\geq 76\%$)	$\leq 0.52\%$
1040	1103	64	31 languages with Russian Cyrillic script ($\geq 60\%$)	$\leq 5.36\%$
1328	1423	96	Armenian ($\geq 78\%$)	$\leq 0.06\%$
1424	1535	112	Yiddish and Hebrew ($\geq 76\%$)	$\leq 0.17\%$
1536	1791	256	13 languages with Arabic script ($\geq 69\%$)	$\leq 0.55\%$
1920	1983	64	Dhivehi ($\geq 86\%$)	$\leq 0.06\%$
1984	2431	448	9 languages ($\geq 49\%$)	$\leq 1.50\%$
2432	2559	128	Bishnupriya, Bengali and Assamese ($\geq 73\%$)	$\leq 0.04\%$
2560	2687	128	Panjabi ($\geq 74\%$)	$\leq 0.04\%$
2688	2815	128	Gujarati ($\geq 80\%$)	$\leq 0.01\%$
2816	2943	128	Oriya ($\geq 78\%$)	$\leq 0.00\%$
2944	3071	128	Tamil ($\geq 84\%$)	$\leq 0.22\%$
3072	3199	128	Telugu ($\geq 80\%$)	$\leq 0.01\%$
3200	3327	128	Kannada and Tulu ($\geq 83\%$)	$\leq 1.61\%$
3328	3455	128	Malayalam ($\geq 84\%$)	$\leq 0.02\%$
3456	3583	128	Sinhala ($\geq 76\%$)	$\leq 0.00\%$
3584	3711	128	Thai ($\geq 97\%$), Lao ($\geq 7\%$)	$\leq 0.05\%$
3712	3839	128	Lao ($\geq 67\%$)	$\leq 0.02\%$
3840	4095	256	Tibetan ($\geq 97\%$)	$\leq 0.02\%$
12352	12543	192	Japanese ($\geq 49\%$)	$\leq 0.10\%$
19000	44000	12 000	Literary Chinese (lzh), Wu Chinese, Standard Chinese (zho) and Cantonese (zh-yue) ($\geq 70\%$), Japanese ($\geq 32\%$)	$\leq 5.46\%$
44000	56000	25 000	Korean ($\geq 64\%$)	$\leq 0.06\%$

Table II: Unicode blocks which differentiate languages well: The percentage in the ‘‘High Coverage’’ column denotes the amount of training data which is covered by characters in the Unicode block. The column ‘‘Next coverage’’ denotes the maximum training coverage any other language has in the given Unicode block.

f is applied to the character frequency distribution measured in the unknown text and the character distribution of the language. It returns how close the unknown texts character distribution is to the candidate language.

One way to define a character set is to count each character in the training set by language. Then order the characters descending by the number of occurrences in that language and take enough characters to reconstruct at least $\theta \in (0, 1]$ of the languages training texts. A special `other` character is used for all other characters. Thus C is the union of all languages C_θ .

An intuitive choice for f is the inverse discrete overlap

$$\text{ido}(x, y) := 1 - \sum_{i=1}^n \min(x^{(i)}, y^{(i)})$$

which measures the overlap of the probability distributions x and y . ido is a metric [Tho17b] and almost equivalent to the L1 norm / city block distance when x and y are discrete

probability distributions:

$$\begin{aligned} (1) \quad \text{ido}(x, y) &= 1 - \sum_{i=1}^n \min(x^{(i)}, y^{(i)}) \\ (2) \quad &= 1 - \sum_{i=1}^n \frac{x^{(i)} + y^{(i)} - |x^{(i)} - y^{(i)}|}{2} \\ (3) \quad &= 1 - \frac{1}{2} \left(2 - \sum_{i=1}^n |x^{(i)} - y^{(i)}| \right) \\ (4) \quad &= \frac{1}{2} \|x - y\|_1 \end{aligned}$$

The city block distance and 8 other metrics were compared against each other in Table III.

Metric	Min Coverage θ	Characters	Accuracy	Time per prediction
Canberra distance	80%	2069	7.81%	16.05 ms
Cosine distance	80%	2069	76.25%	15.88 ms
Chebyshev distance	80%	2069	56.12%	31.97 ms
Correlation	80%	2069	76.23%	19.25 ms
Squared Euclidean	80%	2069	76.27%	8.67 ms
Braycurtis distance	80%	2069	78.96%	10.69 ms
City block distance	80%	2069	78.96%	9.05 ms
City block distance	100%	10 366	79.67%	30.26 ms
City block distance	75%	1659	78.48%	7.20 ms
City block distance	50%	593	70.52%	4.37 ms

Table III: This table shows the accuracy and prediction speed for different choices of metrics and used characters. All metrics are used from SciPy 1.0.0 [JOP⁺]

C. Character tf-idf Features and MLP Classifier

Character-based term frequency-inverse document frequency (tf-idf) features with a minimum absolute occurrence of 100 times in the training dataset are used. The resulting 2218 features are L2 normalized.

A multilayer Perceptron with one hidden layer of 512 neurons followed by the ReLU activation function and an output layer of 235 neurons followed by softmax is used as a classifier. This network has 1 256 683 parameters. The cross-entropy loss function and the Adam optimizer [KB14] are used. The model is trained for 20 epochs with a mini-batch size of 32.

This model achieves a test set accuracy of 88.30% with 23 min of training. The complete test set was evaluated within 2.5 min.

Figure 4 shows a confusion matrix which was optimized with confusion matrix ordering (CMO) as introduced in [Tho17a]. It clearly shows that many that were predicted to be English had a ground-truth which is not English. A manual investigation shows that for many of those, the classifier was either right or it is reasonable to predict English due to Item (E1). A similar, but not as strong pattern can be seen for Russian.

X. COMPARISON OF AVAILABLE SOLUTIONS

Ready to use tools for language identification support different sets of languages. Simply taking the accuracy could draw a

Name	TextCat	CLD-2	lang- detect	langid
Languages in WiLI-2018	140	90	55	95
Languages not in WiLI-2018	115	10	0	2
Speed for 10^6 elements	$1.5 \cdot 10^6$ s	38 s	8025 s	1858 s
†Mean Precision	48%	96%	97%	93%
†Mean Recall	42%	95%	96%	90%
†Mean F1	38%	95%	96%	90%
WiLI-2018 accuracy	35%	36%	22%	36%
Unknown prediction accuracy	—	37%	25%	37%

Table IV: Comparison of the CLD-2, TextCat, langdetect and langid tools for language identification. The row “Unknown prediction accuracy” denotes the classifiers accuracy if all languages not know by the classifier expects unknown to be counted as correct.

†: The WiLI-2018 test dataset was reduced to the set of languages supported by the classifier.

skewed picture of the quality of the software. For this reason, every classifier is described by the class-wise precision, recall, F_1 -Score and the overall accuracy. The class-wise precision is

$$\text{precision}(c) = \frac{\text{predicted class } c \text{ and is class } c}{\text{predicted class } c},$$

the class-wise recall is defined as

$$\text{recall}(c) = \frac{\text{predicted class } c \text{ and is class } c}{\text{is class } c}.$$

A high precision for class c means that one can trust the prediction of the classifier if c was predicted. A high recall for class c means one can rely on the classifier to find examples of class c . But a classifier could simply always predict class c , so only recall is meaningless. Hence the F_1 score is used to combine both. The F_1 -score is the harmonic mean of both, precision and recall:

$$F_1 = 2 \cdot \frac{\text{precision} \cdot \text{recall}}{\text{precision} + \text{recall}}$$

Languages which are more influential like English, Russian or French are expected to have a lower precision on this dataset as there are red herrings such as Items (E1), (E2) and (E4). Also languages like German which have a lot of close languages such as its dialects are expected to have a lower precision.

A. Textcat

TextCat is the name of the software which implements the n -gram approach described in [CT94]. The implementation of NLTK 3.2.5 [Pek01], [SKL09] was used.

The TextCat implementation works as follows.

First, create language fingerprints:

- Remove punctuation
- The text was tokenized into word-tokens
- Trigrams are counted

Then, apply the same process for a new text. Compare each of the language fingerprints with the text of unknown language fingerprint. Use a rank-order statistic called *out-of-place* measure. The language with the least distance is predicted.

There are four drawbacks of this approach:

- It is unable to predict that it doesn’t know a language.
- It does not consider the script of the text.
- The out-of-place measure is not well-suited to the problem as the less-common n -grams will have an arbitrary out-of-place measure.
- While some n -grams are rare, they could at the same time be a strong indicator for the language. For example, `über` is a strong indicator for German as it is the German word `over` and contains an umlaut. Hence tf-idf features are better suited.

B. Compact Language Detector 2

Compact Language Detector 2 (CLD2) is an Apache 2.0 licensed C++ project.

CLD 2 uses a Naïve Bayes classifier and one of three different token algorithms:

- Unicode scripts such as Greek and Thai that map one-to-one to detected languages: the script defines the result
- 80 000+ character Han script and its CJK combination with Hiragana, Katakana, and Hangul scripts: single letters (unigrams) are scored
- other scripts: sequences of four letters are scored

Preprocessing:

- lowercased Unicode letters and marks
- deleting digits, punctuation

According to the Python binding provided by Michael McCandless and Greg Bowyer, CLD-2 supports 282 languages. The Python binding, however, only predicted 100 languages at least once for WiLI-2018.

CLD-2 confuses Serbian, Bosnian and Croatian. Another difficult group of languages is Malay and Indonesian for CLD-2. Swedish is confused 28 out of 500 times with Bokmål and CLD-2 classified Danish as Bokmål 30 out of 500 times.

C. langdetect

langdetect is a Python wrapper created by Michal Danilak for the Java library `language-detection` [Nak15]. Both, langdetect and the `language-detection` library is licensed under the Apache License, Version 2.0 and was created in 2010 by Cybozu Labs, Inc. `language-detection` supports 55 languages. It uses character n -gram features and a

Naïve Bayes classifier [Nak10]. They added a noise filter and character normalization.

For `langdetect`, the hardest group of classes is Korean, Literary Chinese and Standard Chinese. For Standard Chinese, it has a recall of only 51%.

Modern Standard Urdu has a recall of only 89% as it is often confused to be Arabic.

In the reduced dataset that contained only the 55 languages supported by `langdetect`, only two samples were predicted to be unknown languages.

D. Online Services

There are multiple online services for language identification.

The Xerox Language Identifier Web Service is able to detect 80 languages (see Page 9).

`detectlanguage.com` is a web service which allows its users to detect the language of a text snippet via a POST request. The service knows 164 languages, of which the following 42 languages are not within WiLI-2018 (see Page 8) and WiLI-2018 contains 89 languages which are not within `detectlanguage`.

`Detectlanguage` uses CLD2 as one component for language detection.

The Google Cloud Translation API supports 104 languages.

E. `langid.py`

`Langid.py` is a Python project under BSD license. It supports 97 languages which it trained with data from JRC-Acquis, ClueWeb 09, Wikipedia, Reuters RCV2 and Debian i18n [Lui17], [LB12].

`Langid.py` uses LD feature selection [LB11] and a Naïve Bayes classifier.

XI. CONCLUSION AND FUTURE WORK

WiLI-2018 can be used to evaluate systems for written language identification of 235 languages.⁴ CLD-2 is by far the fastest LID system and supports 100 languages. If support for more or other languages is needed, then `lidtk` [Tho18b] in combination with WiLI-2018 is a starting point.

Future work with WiLI-2018 includes the evaluation of RNNs and Markov Models, building a classifier which can reliably distinguish known from unknown languages and examining the influence of text length and number of samples on the efficacy of different classifiers. The last two points are extremely relevant for minority languages.

⁴English, however, should be ignored due to Items (E1), (E2) and (E4)

XII. ACKNOWLEDGMENT

I want to thank “Begabtenstiftung Informatik Karlsruhe”, the Foundation for Gifted Informatics Students in Karlsruhe. Their support helped me to write this work.

REFERENCES

- [AAB⁺15] M. Abadi, A. Agarwal, P. Barham, E. Brevdo, Z. Chen, C. Citro, G. S. Corrado, A. Davis, J. Dean, M. Devin, S. Ghemawat, I. Goodfellow, A. Harp, G. Irving, M. Isard, Y. Jia, R. Jozefowicz, L. Kaiser, M. Kudlur, J. Levenberg, D. Mané, R. Monga, S. Moore, D. Murray, C. Olah, M. Schuster, J. Shlens, B. Steiner, I. Sutskever, K. Talwar, P. Tucker, V. Vanhoucke, V. Vasudevan, F. Viégas, O. Vinyals, P. Warden, M. Wattenberg, M. Wicke, Y. Yu, and X. Zheng, “TensorFlow: Large-scale machine learning on heterogeneous systems,” 2015, software available from tensorflow.org. [Online]. Available: <http://tensorflow.org/>
- [BL10] T. Baldwin and M. Lui, “Language identification: The long and the short of the matter,” in *Human Language Technologies: The 2010 Annual Conference of the North American Chapter of the Association for Computational Linguistics*. Association for Computational Linguistics, 2010, pp. 229–237.
- [C⁺15] F. Chollet *et al.*, “Keras,” <https://github.com/fchollet/keras>, 2015.
- [CT94] W. B. Cavnar and J. M. Trenkle, “N-gram-based text categorization,” *Ann Arbor MI*, vol. 48113, no. 2, pp. 161–175, 1994. [Online]. Available: <http://odur.let.rug.nl/~vannoord/TextCat/textcat.pdf>
- [Gai14] H. F. Gaines, *Cryptanalysis: a study of ciphers and their solution*. Courier Corporation, 2014.
- [Gol14] J. Goldsmith, “wikipedia 1.4.0.” PyPI - the Python Package Index, Nov. 2014. [Online]. Available: <https://pypi.python.org/pypi/wikipedia/>
- [HBB⁺06] B. Hughes, T. Baldwin, S. Bird, J. Nicholson, and A. MacKinlay, “Reconsidering language identification for written language resources,” in *Proc. International Conference on Language Resources and Evaluation*, 2006, pp. 485–488.
- [iso17] “ISO 639-3 downloads,” Feb. 2017. [Online]. Available: <http://www-01.sil.org/iso639-3/download.asp>
- [JOP⁺] E. Jones, T. Oliphant, P. Peterson *et al.*, “SciPy: Open source scientific tools for Python,” 2001–. [Online]. Available: <http://www.scipy.org/>
- [KB14] D. Kingma and J. Ba, “Adam: A method for stochastic optimization,” *arXiv preprint arXiv:1412.6980*, Dec. 2014. [Online]. Available: <https://arxiv.org/abs/1412.6980>
- [Koe05] P. Koehn, “Europarl: A parallel corpus for statistical machine translation,” in *MT summit*, vol. 5, 2005, pp. 79–86.
- [LB11] M. Lui and T. Baldwin, “Cross-domain feature selection for language identification,” in *In Proceedings of 5th International Joint Conference on Natural Language Processing*. Citeseer, 2011.
- [LB12] —, “`langid.py`: An off-the-shelf language identification tool,” in *Proceedings of the ACL 2012 system demonstrations*. Association for Computational Linguistics, 2012, pp. 25–30.
- [LLB14] M. Lui, J. H. Lau, and T. Baldwin, “Automatic detection and language identification of multilingual documents,” *Transactions of the Association for Computational Linguistics*, vol. 2, pp. 27–40, 2014.
- [Lui17] M. Lui, “`langid.py`,” Jul. 2017. [Online]. Available: <https://github.com/saffsd/langid.py>
- [MD17] K. W. Mark Davis, “Unicode normalization forms,” 2017. [Online]. Available: <http://unicode.org/reports/tr15/>

- [Nak10] S. Nakatani, “Language detection library for Java,” slideshare.net, Dec. 2010. [Online]. Available: <https://www.slideshare.net/shuyo/language-detection-library-for-java>
- [Nak15] —, “language-detection,” Dec. 2015. [Online]. Available: <https://github.com/shuyo/language-detection/blob/wiki/ProjectHome.md>
- [Pek01] A. Pekker, “Source code for nltk.classify.textcat,” 2001. [Online]. Available: http://www.nltk.org/_modules/nltk/classify/textcat.html
- [PVG⁺11] F. Pedregosa, G. Varoquaux, A. Gramfort, V. Michel, B. Thirion, O. Grisel, M. Blondel, P. Prettenhofer, R. Weiss, V. Dubourg, J. Vanderplas, A. Passos, D. Cournapeau, M. Brucher, M. Perrot, and E. Duchesnay, “Scikit-learn: Machine learning in Python,” *Journal of Machine Learning Research*, vol. 12, pp. 2825–2830, 2011.
- [SBM⁺14] T. Solorio, E. Blair, S. Maharjan, S. Bethard, M. Diab, M. Ghoneim, A. Hawwari, F. AlGhamdi, J. Hirschberg, A. Chang *et al.*, “Overview for the first shared task on language identification in code-switched data,” in *Proceedings of the First Workshop on Computational Approaches to Code Switching*, 2014, pp. 62–72. [Online]. Available: <http://emnlp2014.org/workshops/CodeSwitch/call.html>
- [SKL09] B. Steven, E. Klein, and E. Loper, “Natural language processing with Python,” *O’Reilly Media Inc.*, 2009. [Online]. Available: <http://www.nltk.org>
- [Tho17a] M. Thoma, “Analysis and optimization of convolutional neural network architectures,” Jul. 2017. [Online]. Available: <https://arxiv.org/abs/1707.09725>
- [Tho17b] —, “What is the name of (1 - sum of component-wise min)? Is it a metric?” *Mathematics Stack Exchange*, Aug. 2017. [Online]. Available: <https://math.stackexchange.com/q/2409553>
- [Tho18a] —, “MartinThoma/clana: Initial alpha release of clana,” Jan. 2018. [Online]. Available: <https://github.com/MartinThoma/clana>
- [Tho18b] —, “MartinThoma/lidtk: Initial release,” Jan. 2018. [Online]. Available: <https://github.com/MartinThoma/lidtk>
- [TS05] D. Tran and D. Sharma, “Markov models for written language identification,” in *Proceedings of the 12th international conference on neural information processing*, 2005, pp. 67–70.
- [VRL10] N. VRL, “Multilingual language identification: AltW 2010 shared task dataset,” in *Australasian Language Technology Association Workshop 2010*, 2010, p. 4.
- [ZSVG⁺16] A. Zubiaga, I. San Vicente, P. Gamallo, J. R. Pichel, I. Alegria, N. Aranberri, A. Ezeiza, and V. Fresno, “Tweetlid: a benchmark for tweet language identification,” *Language Resources and Evaluation*, vol. 50, no. 4, pp. 729–766, 2016.
- [ZTLT14] M. Zampieri, L. Tan, N. Ljubešić, and J. Tiedemann, “Dsl shared task (finished),” 2014. [Online]. Available: <http://corporavm.uni-koeln.de/wardial/sharedtask.html>

APPENDIX

OBTAINING THE DATA

The data can be found at <https://doi.org/10.5281/zenodo.841984>. It is a `tar.gz` file of 62.4 MB. The file can be verified with the MD5sum

```
3dc5bd41587811ad6b0d04ae2f235f84
```

The data is published under the ODbL license. If you use the WiLI dataset, please cite this paper.

The zip archive contains all data as four UTF-8 encoded CSV files (`x_train.csv`, `y_train.csv`, `x_test.csv`,

`y_test.csv`). Each line of the `x_train.csv` / `x_test.csv` files contains one paragraph with at least 140 Unicode code points written in one language. That language is provided in `y_train.csv` / `y_test.csv` as ISO 369-3 code if available, otherwise as the Wikipedia code.

LANGUAGES

The following 235 languages are part of the WiLI dataset:

Achinese, Afrikaans, Albanian, Amharic, Arabic, Aragonese, Armenian, Aromanian, Arpitan, Assamese, Asturian, Avar, Aymara, Azerbaijani, Banjar, Banyumasan, Bashkir, Basque, Bavarian, Belarusian, Belarusian (Taraschkewiza), Bengali, Bhojpuri, Bishnupriya, Bokmål, Bosnian, Breton, Bulgarian, Burmese, Buryat, Cantonese, Catalan, Cebuano, Central Bikol, Central Khmer, Central Kurdish, Chavacano, Chechen, Cherokee, Chinese, Chuvash, Classical Nahuatl, Cornish, Corsican, Crimean Tatar, Croatian, Czech, Danish, Dhivehi, Dimli, Doteli, Dutch, Eastern Mari, Egyptian Arabic, Emilian, English, Erzya, Esperanto, Estonian, Extremaduran, Faroese, Fiji Hindi, Finnish, French, Friulian, Gagauz, Galician, Georgian, German, Gilaki, Guarani, Gujarati, Haitian Creole, Hakka Chinese, Hausa, Hebrew, Hindi, Hungarian, Icelandic, Ido, Igbo, Iloko, Indonesian, Interlingua, Interlingue, Irish, Italian, Jamaican Patois, Japanese, Javanese, Kabardian, Kabyle, Kannada, Karachay-Balkar, Karakalpak, Kashubian, Kazakh, Kinyarwanda, Kirghiz, Komi, Komi-Permyak, Konkani, Korean, Kurdish, Ladino, Lao, Latgalian, Latin, Latvian, Lezghian, Ligurian, Limburgan, Lingala, Literary Chinese, Lithuanian, Livvi-Karelian, Lojban, Lombard, Low German, Lower Sorbian, Luganda, Luxembourgish, Macedonian, Maithili, Malagasy, Malay, Malayalam, Maltese, Manx, Maori, Marathi, Mazanderani, Min Dong, Min Nan Chinese, Minangkabau, Mingrelian, Mirandese, Modern Greek, Moksha, Mongolian, Narom, Navajo, Neapolitan, Nepali (macrolanguage), Newari, Northern Luri, Northern Sami, Northern Sotho, Norwegian Nynorsk, Occitan, Old English, Oriya, Oromo, Ossetian, Palatine German, Pampang, Pangasinan, Panjabi, Papiamentu, Pennsylvania German, Persian, Picard, Polish, Portuguese, Pushto, Quechua, Ripuarisch, Romanian, Romansh, Russian, Rusyn, Samogitian, Sanskrit, Sardinian, Saterfriesisch, Scots, Scottish Gaelic, Serbian, Serbo-Croatian, Shona, Sicilian, Silesian, Sindhi, Sinhala, Slovak, Slovene, Somali, South Azerbaijani, Spanish, Sranan, Sundanese, Swahili (macrolanguage), Swedish, Tagalog, Tajik, Tamil, Tarantino dialect, Tatar, Telugu, Tetum, Thai, Tibetan, Tongan, Tosk Albanian, Tswana, Tulu, Turkish, Turkmen, Tuvan, Udmurt, Uighur, Ukrainian, Upper Sorbian, Urdu, Uzbek, Venetian, Veps, Vietnamese, Vlaams, Volapük, Võro, Walloon, Waray, Welsh, West Low German, Western Frisian, Western Mari, Western Panjabi, Wolof, Wu Chinese, Xhosa, Yakut, Yiddish, Yoruba, Zeeuws.

Detectlanguage Web Service

The following 42 languages are not within the WiLI dataset, but within `detectlanguage.com`:

Afar, Abkhazian, Akan, Bislama, Buginese, Cherokee, Seselwa, Dzongkha, Gothic, Hausa, Hawaiian, Hmong, Igbo, Inupiak, Inuktitut, Khasi, Greenlandic, Kashmiri, Ganda, Limbu, Mauritian Creole, Nauru, Ndebele, Nyanja, Oromo, Rundi, Kinyarwanda, Sango, Samoan, Siswant, Sesotho, Syriac, Tigrinya, Klingon, Tswana, Tonga, Tsonga, Venda, Wolof, Xhosa, Zhuang, Zulu

Xerox Language Identificatin Web Service

The 80 languages of the Xerox Language Identificatin Web Service:

Afrikaans, Albanian, Arabic, Armenian, Azerbaijani, Basque, Belarusian, Bosnian, Breton, Bulgarian, Burmese, Catalan, Cebuano, Chinese, Croatian, Czech, Danish, Dutch, English, Esperanto, Estonian, Finnish, French, Galician, Georgian, German, Greek, Haitian, Hebrew, Hindi, Hungarian, Icelandic, Indonesian, Irish, Italian, Japanese, Javanese, Kazakh, Korean, Latin, Latvian, Lithuanian, Luxembourgish, Macedonian, Malagasy, Malay, Malayalam, Maltese, Marathi, Minangkabau, Nepal Bhasa (Newari), Norwegian, Norwegian Nynorsk, Occitan, Persian, Polish, Portuguese, Quechua, Romanian, Russian, Serbian, Slovak, Slovenian, Spanish (Castilian), Swahili, Swedish, Tagalog, Tajik, Tamil, Tatar, Telugu, Thai, Turkish, Ukrainian, Urdu, Uzbek, Vietnamese, Waray, Welsh, Yorubac

CLD2

Afrikaans, Albanian, Amharic, Arabic, Armenian, Azerbaijani, Basque, Belarusian, Bengali, Bhojpuri, Bokmål, Bosnian, Bulgarian, Burmese, Catalan, Cebuano, Central Khmer, Cherokee, Croatian, Czech, Danish, Dhivehi, Dutch, English, Estonian, Finnish, French, Galician, Georgian, German, Gujarati, Haitian Creole, Hebrew, Hindi, Hungarian, Icelandic, Indonesian, Irish, Italian, Japanese, Javanese, Kannada, Kazakh, Kinyarwanda, Kirghiz, Korean, Kurdish, Lao, Latvian, Literary Chinese, Lithuanian, Luganda, Macedonian, Malagasy, Malay, Malayalam, Maltese, Marathi, Modern Greek, Nepali (macrolanguage), Oriya, Panjabi, Persian, Polish, Portuguese, Romanian, Russian, Scottish Gaelic, Serbian, Sinhala, Slovak, Slovene, Spanish, Standard Chinese, Sundanese, Swahili (macrolanguage), Swedish, Tagalog, Tajik, Tamil, Telugu, Thai, Tibetan, Turkish, Ukrainian, Urdu, Uzbek, Vietnamese, Welsh, Yiddish

Langdetect

Afrikaans, Albanian, Arabic, Bengali, Bokmål, Bulgarian, Catalan, Croatian, Czech, Danish, Dutch, English, Estonian, Finnish, French, German, Gujarati, Hebrew, Hindi, Hungarian, Indonesian, Italian, Japanese, Kannada, Korean, Latvian, Literary Chinese, Lithuanian, Macedonian, Malayalam, Marathi, Modern Greek, Nepali (macrolanguage), Panjabi, Persian, Polish, Portuguese, Romanian, Russian, Slovak, Slovene, Somali, Spanish, Standard Chinese, Swahili (macrolanguage), Swedish, Tagalog, Tamil, Telugu, Thai, Turkish, Ukrainian, Urdu, Vietnamese, Welsh

Textcat

Languages within WiLI:

Achinese, Afrikaans, Alemannic German, Amharic, Aragonese, Armenian, Aromanian, Arpitan, Assamese, Asturian, Avar, Bashkir, Basque, Bavarian, Belarusian, Bengali, Bokmål, Bosnian, Breton, Bulgarian, Burmese, Buryat, Catalan, Cebuano, Central Bikol, Central Khmer, Chuvash, Cornish, Corsican, Croatian, Czech, Danish, Dimli, Dutch, English, Esperanto, Estonian, Faroese, Finnish, French, Friulian, Gagauz, Galician, Georgian, German, Gujarati, Haitian Creole, Hausa, Hebrew, Hindi, Hungarian, Icelandic, Igbo, Iloko, Indonesian, Interlingua, Irish, Italian, Javanese, Kabardian, Kabyle, Kannada, Karachay-Balkar, Kashubian, Kazakh, Kinyarwanda, Kirghiz, Ladino, Lao, Latin, Latvian, Lingala, Lithuanian, Lombard, Luganda, Luxembourgish, Macedonian, Malayalam, Maltese, Manx, Maori, Minangkabau, Modern Greek, Navajo, Neapolitan, Northern Sami, Northern Sotho, Norwegian Nynorsk, Old English, Oriya, Ossetian, Pampanga, Panjabi, Papiamentu, Pennsylvania German, Polish, Portuguese, Ripuarisch, Romanian, Romansh, Russian, Scots, Scottish Gaelic, Serbian, Shona, Sicilian, Sindhi, Slovak, Slovene, Somali, Spanish, Sundanese, Swedish, Tagalog, Tajik, Tamil, Tatar, Telugu, Tetum, Thai, Tibetan, Tongan, Tswana, Turkish, Turkmen, Udmurt, Uighur, Ukrainian, Upper Sorbian, Urdu, Venetian, Vietnamese, Vlaams, Welsh, West Low German, Western Mari, Wolof, Xhosa, Yoruba, Zeeuws

ISO 369-3 codes of languages not in WiLI: abn, ach, agr, aka, als, ami, amr, arb, ayr, azj, bam, ban, bba, bcc, bis, buc, byv, cbr, cha, cmn, cnh, crs, csa, ddn, dhv, dyu, dzo, emk, eml, ewe, fij, fri, frt, fub, fud, gaz, gjn, gkn, got, gsc, gug, guw, haw, hil, hmo, hne, ivv, kal, khk, kjh, kmr, knc, knn, kpv, kri, lld, lms, lnc, loz, lua, lus, mcd, mfe, mho, mic, mly, mus, naq, nbl, nde, nia, nmf, nya, nyk, ojw, ood, pau, pbb, pbu, pcm, pes, pih, pis, plt, pms, pon, prq, prs, prv, quh, rar, rnd, sot, src, srm, srr, ssw, sum, sus, swb, swh, teo, tig, tos, tsc, tso, tvl, tzc, tzm, umb, uzn, ven, yaf, ydd, zul

LONG RESULTS

CLD-2

Char-distribution

Lang	Prec	Recall	F ₁	Lang	Prec	Recall	F ₁
afr	0.65	0.96	0.78	kor	0.93	0.98	0.95
ara	0.41	1.00	0.58	kur	0.68	0.97	0.80
aze	0.70	0.98	0.82	lao	1.00	0.78	0.88
bel	0.47	0.92	0.62	lav	0.91	0.97	0.94
ben	0.39	0.90	0.54	lit	0.75	0.95	0.84
bho	0.67	0.59	0.63	mal	0.99	0.98	0.98
bos	0.38	0.41	0.39	mar	0.60	0.97	0.74
bul	0.81	0.92	0.86	mkd	0.96	0.95	0.95
cat	0.54	0.94	0.69	mlg	0.96	0.99	0.98
ceb	0.66	0.48	0.56	mlt	0.97	0.98	0.98
ces	0.95	0.87	0.91	msa	0.66	0.88	0.76
cym	0.94	0.95	0.95	mya	0.99	0.99	0.99
dan	0.83	0.92	0.87	nep	0.36	0.97	0.53
deu	0.17	0.97	0.29	nld	0.25	0.97	0.39
div	1.00	0.98	0.99	nob	0.38	0.96	0.55
ell	0.60	0.95	0.74	ori	1.00	0.98	0.99
eng	0.07	0.98	0.14	pan	0.99	0.97	0.98
est	0.56	0.95	0.71	pol	0.74	0.96	0.84
eus	0.97	0.99	0.98	por	0.62	0.96	0.76
fas	0.20	0.99	0.34	ron	0.61	0.93	0.74
fin	0.59	0.99	0.74	rus	0.23	0.98	0.37
fra	0.22	0.97	0.36	sin	1.00	0.97	0.99
gla	0.97	0.97	0.97	slk	0.97	0.97	0.97
gle	0.95	0.98	0.96	slv	0.99	0.92	0.95
glg	0.47	0.95	0.63	spa	0.17	0.92	0.29
guj	0.99	0.99	0.99	sqi	0.98	0.97	0.97
hat	0.97	0.97	0.97	srp	0.63	0.93	0.75
heb	0.99	0.99	0.99	sun	0.77	0.87	0.82
hin	0.58	1.00	0.73	swa	0.71	0.88	0.79
hrv	0.40	0.63	0.49	swe	0.93	0.89	0.91
hun	0.98	0.98	0.98	tam	0.98	0.98	0.98
hye	0.98	0.99	0.98	tel	0.99	0.97	0.98
ind	0.27	0.84	0.41	tgk	0.99	0.95	0.97
isl	0.54	0.99	0.70	tgl	0.42	0.97	0.59
ita	0.13	0.93	0.22	tha	0.92	1.00	0.96
jav	0.60	0.95	0.73	tur	0.30	0.99	0.46
jpn	0.76	0.99	0.86	ukr	0.57	0.96	0.71
kan	0.50	1.00	0.66	urd	0.40	0.94	0.57
kat	0.49	0.98	0.65	uzb	0.78	0.99	0.87
kaz	0.75	0.99	0.85	vie	0.95	0.97	0.96
khm	1.00	0.79	0.88	yid	1.00	1.00	1.00
kir	0.44	0.99	0.61	zho	0.40	0.46	0.43

Table V: Results of CLD-2 applied to WiLI-2018.

Lang	Prec	Recall	F ₁	Lang	Prec	Recall	F ₁
ace	0.96	0.86	0.91	lmo	0.76	0.65	0.70
afr	0.71	0.77	0.74	lrc	0.97	0.53	0.69
als	0.70	0.68	0.69	ltg	0.89	0.86	0.87
amh	1.00	0.99	0.99	ltz	0.75	0.57	0.65
ang	0.95	0.85	0.90	lug	0.91	0.85	0.88
ara	0.78	0.94	0.85	lzh	0.72	0.97	0.82
arg	0.58	0.55	0.57	mai	0.65	0.79	0.71
arz	0.89	0.77	0.83	mal	1.00	0.98	0.99
asm	1.00	0.92	0.96	map-bms	0.45	0.40	0.43
ast	0.61	0.36	0.45	mar	0.60	0.93	0.73
ava	0.27	0.04	0.08	mdf	0.81	0.82	0.81
aym	0.78	0.81	0.79	mhr	0.63	0.76	0.69
azb	0.92	0.91	0.92	min	0.52	0.81	0.64
aze	0.99	0.97	0.98	mkd	0.53	0.95	0.68
bak	0.99	0.93	0.96	mlg	0.99	0.99	0.99
bar	0.59	0.63	0.61	mlt	0.97	0.96	0.96
bcl	0.61	0.69	0.64	mon	0.96	0.94	0.95
be-tarask	0.58	0.88	0.70	mri	0.99	0.90	0.95
bel	0.76	0.30	0.43	mrj	1.00	0.89	0.94
ben	0.90	0.89	0.90	msa	0.47	0.55	0.51
bho	0.86	0.25	0.39	mwI	0.61	0.77	0.68
bjn	0.58	0.79	0.67	mya	1.00	0.98	0.99
bod	1.00	1.00	1.00	myv	0.82	0.74	0.78
bos	0.32	0.28	0.30	mzn	0.56	0.80	0.66
bpy	0.98	0.91	0.94	nan	0.95	0.86	0.91
bre	0.83	0.86	0.84	nap	0.87	0.62	0.73
bul	0.93	0.82	0.87	nav	1.00	1.00	1.00
bxr	0.98	0.89	0.93	nci	0.99	0.81	0.89
cat	0.63	0.57	0.60	nds	0.79	0.72	0.75
cbk	0.30	0.27	0.29	nds-nl	0.43	0.70	0.53
cdo	1.00	0.91	0.95	nep	0.60	0.55	0.58
ceb	0.68	0.56	0.61	new	0.98	0.87	0.92
ces	0.81	0.75	0.78	nld	0.50	0.64	0.56
che	0.91	0.94	0.92	nno	0.52	0.64	0.58
chr	1.00	0.97	0.98	nob	0.44	0.45	0.45
chv	0.99	0.95	0.97	nrm	0.80	0.72	0.76
ckb	1.00	0.94	0.97	nso	0.98	0.73	0.84
cor	0.96	0.87	0.91	oci	0.68	0.57	0.62
cos	0.71	0.74	0.72	olo	0.89	0.83	0.86
crh	0.92	0.56	0.70	ori	1.00	0.98	0.99
csb	1.00	0.95	0.97	orm	0.89	0.80	0.85
cym	0.98	0.96	0.97	oss	1.00	0.95	0.97
dan	0.63	0.68	0.65	pag	0.73	0.63	0.67
deu	0.53	0.74	0.62	pam	0.71	0.64	0.68
diq	0.98	0.84	0.90	pan	1.00	0.98	0.99
div	1.00	0.98	0.99	pap	0.68	0.73	0.71
dsb	0.71	0.81	0.76	pcd	0.60	0.50	0.55
dty	0.51	0.65	0.57	pdc	0.46	0.56	0.51
egl	0.94	0.84	0.89	pfl	0.87	0.71	0.78
ell	1.00	0.94	0.97	pnb	0.76	0.97	0.86
eng	0.20	0.78	0.31	pol	0.81	0.92	0.86
epo	0.56	0.71	0.62	por	0.76	0.70	0.73
est	0.80	0.85	0.82	pus	0.98	0.91	0.94
eus	0.98	0.95	0.96	que	0.91	0.68	0.78
ext	0.64	0.66	0.65	roa-tara	0.80	0.91	0.85
fao	0.89	0.86	0.87	roh	0.62	0.85	0.72
fas	0.50	0.84	0.63	ron	0.89	0.83	0.86
fin	0.84	0.95	0.89	rue	0.80	0.82	0.81
fra	0.50	0.72	0.59	rup	0.92	0.78	0.84
frp	0.88	0.60	0.71	rus	0.44	0.88	0.59
fry	0.89	0.80	0.84	sah	0.97	0.90	0.94
fur	0.83	0.81	0.82	san	0.94	0.96	0.95
gag	0.82	0.71	0.76	scn	0.81	0.74	0.77
gla	0.95	0.94	0.94	sco	0.42	0.28	0.34
gle	0.96	0.92	0.94	sgs	1.00	0.95	0.98
glg	0.57	0.68	0.62	sin	1.00	0.96	0.98
glk	0.87	0.19	0.31	slk	0.78	0.85	0.81
glv	0.92	0.96	0.94	slv	0.59	0.74	0.66
grn	0.96	0.91	0.94	sme	0.94	0.72	0.81
guj	1.00	0.99	0.99	sna	0.91	0.87	0.89
hak	1.00	0.90	0.95	snd	0.88	0.97	0.92
hat	0.95	0.93	0.94	som	0.96	0.94	0.95
hau	0.88	0.92	0.90	spa	0.42	0.50	0.46
hbs	0.39	0.08	0.14	sqi	0.99	0.90	0.94
heb	0.99	1.00	0.99	srd	0.75	0.84	0.79
hif	0.74	0.72	0.73	srn	0.78	0.88	0.83
hin	0.64	0.82	0.72	srp	0.30	0.12	0.17
hrv	0.32	0.56	0.41	stq	0.94	0.78	0.85
hsb	0.74	0.56	0.64	sun	0.69	0.32	0.44
hun	0.99	0.96	0.98	swa	0.91	0.83	0.87
hye	1.00	0.99	0.99	swe	0.85	0.77	0.81

Table VI: Results of the character distribution (IDO metric) applied to WiLI-2018.

Lang	Prec	Recall	F ₁	Lang	Prec	Recall	F ₁
ibo	0.74	0.71	0.73	szl	0.96	0.83	0.89
ido	0.40	0.63	0.49	tam	1.00	0.98	0.99
ile	0.57	0.43	0.49	tat	0.98	0.81	0.89
ilo	0.88	0.87	0.87	tcy	0.95	0.92	0.94
ina	0.39	0.82	0.53	tel	1.00	0.97	0.98
ind	0.35	0.28	0.31	tet	0.74	0.78	0.76
isl	0.91	0.87	0.89	tgk	0.96	0.88	0.92
ita	0.41	0.77	0.54	tgl	0.52	0.71	0.60
jam	0.81	0.90	0.85	tha	0.94	0.99	0.96
jav	0.74	0.63	0.68	ton	0.99	0.79	0.88
jbo	0.93	0.99	0.96	tsn	0.75	0.93	0.83
jpn	1.00	0.97	0.98	tuk	0.99	0.97	0.98
kaa	0.99	0.91	0.95	tur	0.60	0.87	0.71
kab	0.93	0.94	0.94	tyv	0.93	0.88	0.91
kan	0.93	0.95	0.94	udm	0.83	0.85	0.84
kat	0.93	0.97	0.95	uig	1.00	0.89	0.94
kaz	1.00	0.96	0.98	ukr	0.91	0.91	0.91
kbd	1.00	0.95	0.97	urd	0.96	0.66	0.78
khm	1.00	0.80	0.89	uzb	0.92	0.94	0.93
kin	0.90	0.78	0.83	vec	0.88	0.70	0.78
kir	0.85	0.75	0.80	vep	0.90	0.80	0.85
koi	0.77	0.43	0.55	vie	0.91	0.83	0.87
kok	0.88	0.10	0.19	vls	0.62	0.54	0.58
kom	0.66	0.66	0.66	vol	0.86	0.89	0.87
kor	0.93	0.97	0.95	vro	0.97	0.87	0.92
krc	0.70	0.93	0.80	war	0.82	0.98	0.90
ksh	0.93	0.85	0.89	wln	0.87	0.84	0.86
kur	0.93	0.93	0.93	wol	0.93	0.92	0.93
lad	0.76	0.86	0.80	wuu	0.95	0.75	0.84
lao	1.00	0.76	0.86	xho	0.96	0.94	0.95
lat	0.68	0.82	0.74	xmf	0.98	0.91	0.95
lav	0.88	0.91	0.90	yid	1.00	0.99	1.00
lez	0.78	0.94	0.85	yor	0.78	0.49	0.60
lij	0.91	0.66	0.77	zea	0.72	0.35	0.47
lim	0.74	0.62	0.67	zh-yue	0.81	0.79	0.80
lin	0.98	0.80	0.88	zho	0.92	0.71	0.80
lit	0.81	0.89	0.84				
MEAN	0.81	0.78	0.78				

Table VII: Results of the character distribution (IDO metric) applied to WiLI-2018.

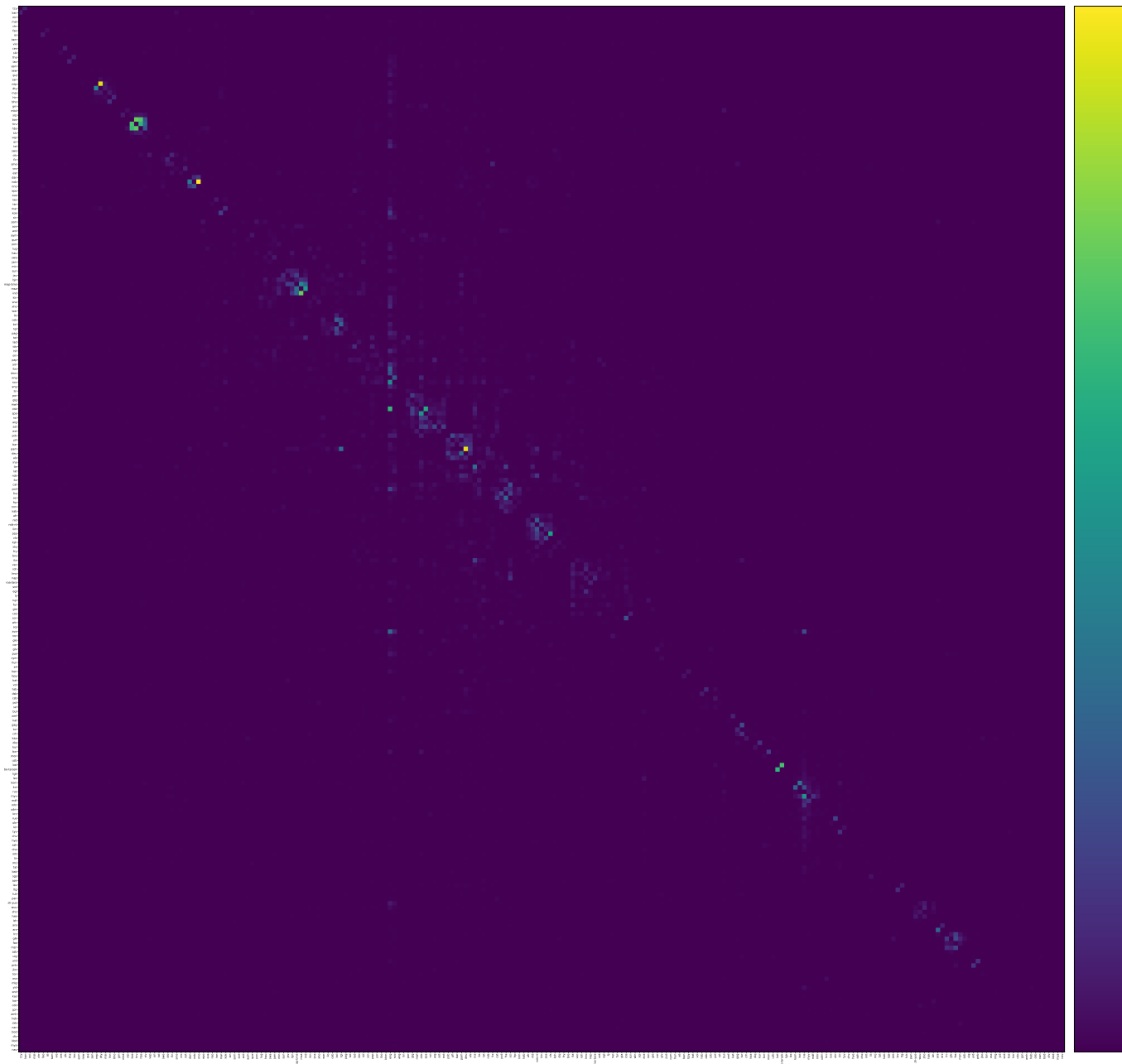


Figure 4: Confusion matrix of the tf-idf feature based neural network. The diagonal was set to 0 to emphasize the errors. The y-axis is the true language, the x-axis the predicted language. It shows that many languages get falsely predicted to be English. Best viewed digitally.