

# Control of Large Swarms via Random Finite Set Theory\*

Bryce Doerr<sup>1</sup> and Richard Linares<sup>2</sup>

**Abstract**—Controlling large swarms of robotic agents has many challenges, including but not limited to, computational complexity due to the number of agents, uncertainty in the functionality of each agent in the swarm, and limited knowledge of information of each agent. This work generalizes the swarm state using Random Finite Set (RFS) theory and solves the control problem using model predictive control. The proposed RFS-based approach naturally handled the aforementioned challenges. This work uses information divergence to define the distance between swarm RFS and a desired distribution. A stochastic optimal control problem is formulated using a modified  $L_2^2$  distance. Simulation results are shown for this problem formulation.

## I. INTRODUCTION

Control of robotic large groups or swarms is currently an area of great interest in controls research. These robotic groups are usually tiny robots with limited actuators that do specific tasks in the formation. For example, the group can use its combined effort to grasp or move in the environment [1]. Specifically, in NASA applications, swarm control of space systems including satellites and rovers can be used for exploration of asteroids and other celestial bodies of interest [2]. In military applications, swarm of UAVs can be used for border patrol, search and rescue, surveillance, communications relaying, and mapping of hostile territory [3]. In reviewing these applications, it is clear that swarm control of large groups of swarming agents are required.

A key challenge involved with controlling swarms is the increase in computational complexity with increasing number of objects within the swarm [4]. As the state vector size increases (increase in dimension) for each object added to the swarm, the computations taken on the vector increases. Thus, for swarms of a thousands objects, it can take many hours to meet the control objectives using traditional approaches. Rubenstein observed that it took 10 hours for 1024 Kilobots to move into a desired formation [4]. Clearly, the computational time of the controller for the swarm is an important problem to consider. Another challenge to consider is the uncertainty in the functionality of each object within the system [5]. Swarm systems that involve low cost individual objects are not expected to function perfectly together during the period of control.

Several control techniques have been implemented on swarms. In centralized control, one object in the swarm

is the designated controller and manages the execution of other objects in the swarm [6]. Thus, it oversees the other objects' system processes. This type of control is the easiest to implement on a swarm of robots, and it solves the problem of controlling the swarm to a desired state. Unfortunately, this type of control suffers from two main problems. As the number of objects of the swarm increases, the computational workload becomes more difficult. This is especially difficult when the swarm robots are low cost robotic agents. Another issue that arises is that centralized control is not robust against failures in other objects within the swarm [7]. Since swarm robots on a level of a thousand agents are low cost units, communication, actuation, and sensing will be performed in less reliability, thus, centralized control may not be a viable option for these systems.

Probabilistic swarm guidance has also been used to enable the swarm to converge to target distributions [8]. Probabilistic swarm guidance is controlling a swarm density distribution through distributed control so each robot determines its own trajectory while the swarm converges to the target distribution. Distributed control is defined as reformulating a control problem as a set of interdependent subproblems and solving these subproblems [5]. Probabilistic swarm guidance solves issues that involve controlling an increasing number of individual agents which is computationally complex by controlling the swarm density distribution of the agents. Using the optimal transport, convergence is achieved faster than a homogeneous Markov chain approach and the cost function is minimized [8] [9] [10]. Another method is the use of the inhomogeneous Markov chain [11] [12]. In this approach, the agents move in a decentralized fashion which is similar to the homogeneous Markov chain, but the algorithm allows communication with other agents to reach and settle at the target destination. These algorithms are robust to external disturbances since the algorithms themselves uses the swarm density distribution.

Model predictive control has been heavily studied for nonlinear systems [13]. Through extensive research, variations of model predictive control exist including robust and fast model predictive control [14] [15]. For applications, it has been studied for spacecraft maneuvering and attitude control [16] [17]. For swarms of spacecraft, decentralized model predictive control has been studied for spacecraft with limited capabilities that contain a thousand agents [18]. Model predictive control computes the control input by solving a finite horizon problem. This allows it to optimize the current time step while keeping the future time steps into account.

One last decentralized approach to controlling swarms is

\*This work was supported by the JPL STTR Program

<sup>1</sup>Bryce Doerr, Graduate Student, Department of Aerospace Engineering and Mechanics, University of Minnesota, Minneapolis, MN 55455, USA doerr024@umn.edu

<sup>2</sup>Richard Linares, Assistant Professor, Department of Aerospace Engineering and Mechanics, University of Minnesota, Minneapolis, MN 55455, USA rlinares@umn.edu

through the use of sequential convex programming [19]. Sequential convex programming uses multiple iterations to maintain accuracy of the convex approximations of the constraints which create more efficient trajectories. Uncertainties in the trajectories is accounted for when the algorithm is tune. Thus, this provides the robustness for the swarm while pushing the agents to the designated targets in real time.

These approaches to low cost swarm robots of a thousand agents are viable in different conditions but model predictive control is one that provides the most robustness and performance for control of a lost cost swarm to a desired direction. The objectives of the paper are to control swarming agents through random finite set theory by using a combination of behavioral distribution control and model predictive control. By setting up an optimal control problem that tracks a desired swarm formation and minimizing the control effort, a control solution can be found that is robust to failures and not computationally expensive. The solution that will be discussed is model predictive control which uses the nonquadratic objective function. This will provide a random finite set based solution to the swarming formation using behavioral distribution control through model predictive control.

## II. RANDOM FINITE SET CONTROL PROBLEM FORMULATION

The control problem for swarming agents is set up by using Random Finite Set (RFS) theory [20] [21]. This theory addresses the decentralized formulation for each agent in the formation. Each agent has the challenge of estimating its local formation configuration and designing a decentralized control policy to achieve some local configuration. It is assumed that each agent within the swarm is identical and using unique identifiers on each agent is unnecessary. Using RFS theory, the number of agents and their states is determined from measurements. The number of agents in the field is denoted by  $N_{\text{total}}(t)$  and may be varying as agents enter and leave the field.  $X_t = \{\mathbf{x}_{1,t}, \mathbf{x}_{2,t}, \dots, \mathbf{x}_{N_{\text{total}}(t),t}\}$  denotes a realization of the RFS distribution for agents. At anytime  $t$ , the RFS probability density function can be written as

$$p(X = \{\mathbf{x}_1, \mathbf{x}_2, \dots, \mathbf{x}_n\}) = p(|X| = n)p(\{\mathbf{x}_1, \mathbf{x}_2, \dots, \mathbf{x}_n\} \mid |X| = n). \quad (1)$$

The control sequence is also defined by a RFS in the form of Eq. (1) since the number of the agents in the field to be controlled is also varying. The Bayesian multi-target state estimation problem generally has no closed-form solution, but when  $p(|X| = n)$  and  $p(\{\mathbf{x}_1, \mathbf{x}_2, \dots, \mathbf{x}_n\} \mid |X| = n)$  are assumed, approximate solutions can be determined by the Probability Hypothesis Density (PHD) filter. Using the PHD filter assumption, the RFS is represented by its first moment (intensity function  $\nu(\mathbf{x}, t)$ ) [20].  $\nu(\mathbf{x}, t)$  represents the probability of finding an agent in a region of state space. The PHD is defined over the single agent's state space and has the property that the expected number of agents over a region is simply the integral of the PHD over that region. Propagation of the PHD can be determined if the agents are

assumed to be independent and identically distributed with the cardinality of the agent set that is Poisson distributed [21]. It is noted that the assumptions made by the PHD filter are strong assumption for swarming robotics. However, this is a good starting point for initial prove-of-concept study. This recursion is given by

$$\bar{v}_t(\mathbf{x}) = b(\mathbf{x}) + \int p_s(\zeta)f(\mathbf{x}|\zeta)v(\zeta)d\zeta. \quad (2)$$

where  $b(\mathbf{x})$ ,  $p_s(\zeta)$ , and  $f(\mathbf{x}|\zeta)$  are the agents' birth, survival probability, and target motion models respectively [21]. The bar on  $\bar{v}_t(\mathbf{x})$  denotes that the PHD is conditioned on measurements  $Z_{t-1}$ . For the time update, the equation is given by

$$v_t(\mathbf{x}) = (1 - p_d(\mathbf{x}))\bar{v}_t(\mathbf{x}) + \sum_{z \in Z_t} \frac{p_d(\mathbf{x})g(z|\mathbf{x})\bar{v}_t(\mathbf{x})}{c(z) + \int p_d(\zeta)g(z|\zeta)\bar{v}_t(\zeta)d\zeta} \quad (3)$$

where  $p_d(\mathbf{x})$ ,  $g(z|\mathbf{x})$ , and  $c(z)$  are the probability of detection, likelihood function, and clutter model of the sensor respectively [21]. By using this recursion, the swarm probabilistic description can be updated. Unfortunately, Eqs. (2) and (3) does not contain a closed-form solution and the numerical integration suffers from higher computational time as the states increase. Fortunately, a closed-form solution exists if it is assumed that the survival and detection probabilities are state independent, and the intensities of the birth and spawn RFSs are Gaussian mixtures of the form

$$\nu(\mathbf{x}, t) = f(\mathbf{x}) = \sum_{i=1}^{N_f} w_f^{(i)} \mathcal{N}(\mathbf{x}; \mathbf{m}_f^i, P_f^i) \quad (4)$$

$$\bar{\nu}(\mathbf{x}, t) = g(\mathbf{x}) = \sum_{i=1}^{N_g} w_g^{(i)} \mathcal{N}(\mathbf{x}; \mathbf{m}_g^i, P_g^i) \quad (5)$$

where  $w$  are the weights and  $\mathcal{N}(\mathbf{x}; \mathbf{m}^i, P^i)$  is the probability density function of a multivariate Gaussian distribution with a mean and covariance respectively. Additionally,  $\sum_{i=1}^{N_f} w_f^{(i)} = N_{\text{total}}(t)$  and  $\sum_{i=1}^{N_g} w_g^{(i)} = \bar{N}_{\text{total}}(t)$  where  $\bar{N}$  is the desired number of agents. Note that  $\nu(\mathbf{x}, t)$  is the swarm state and  $\bar{\nu}(\mathbf{x}, t)$  is the desired state. The swarm intensity function can be propagated through updates on the mean and covariance as given by

$$\mathbf{m}_{f,k+1}^i = A_k \mathbf{m}_{f,k}^i + B_k \mathbf{u}_{f,k}^i \quad (6)$$

$$P_{f,k+1}^i = A_k P_{f,k}^i A_k^T + Q_k \quad (7)$$

where  $Q_k$  is process noise. Then given the Gaussian mixture intensities assumption, a control variable is calculated for each component  $\mathbf{u}_k^i$ . Additionally, each Gaussian mixture component can represent many agents since the intensity function integrates to the total number of agents. Note that although linear dynamics is used, the RFS-based cost function is nonquadratic.

Each individual swarm agent will run a local PHD observer to estimate the state of the swarm by modeling the

swarm as a distribution. Thus using RFS theory, it is assumed that the individual swarm agents form a intensity function that is a Gaussian mixture density in which the means and covariances of the Gaussian mixture are propagated and controlled. An optimal control problem is set up that tracks a desired swarm formation by minimizing its control effort in the following objective function

$$J(\mathbf{u}) = \int_0^T E \{ \mathbf{u}^\top R \mathbf{u} \} + D(\nu(\mathbf{x}, t), \bar{\nu}(\mathbf{x}, t)) dt \quad (8)$$

where  $\bar{\nu}(\mathbf{x}, t)$  is the desired formation and  $\mathbf{u}$  is the control effort for the Gaussian mixture swarm. Both  $\nu(\mathbf{x}, t)$  and  $\bar{\nu}(\mathbf{x}, t)$  are defined over the complete state space which include position and velocity parameters.  $D(\nu(\mathbf{x}, t), \bar{\nu}(\mathbf{x}, t))$  is the distance of the Gaussian mixture which has several closed-form solutions.

### III. DISTRIBUTIONAL DISTANCE BASED-COST

#### A. Cauchy-Schwarz Divergence

The Cauchy-Schwarz divergence is based on the Cauchy-Schwarz inequality for inner products, and it is defined for two random vectors with probability densities  $f$  and  $g$  given by

$$D_{CS}(f, g) = \ln \left( \frac{\langle f, g \rangle}{\|f\| \|g\|} \right) \quad (9)$$

where  $\langle \cdot, \cdot \rangle$  is the  $L_2^2$  inner product over the densities. The argument of the logarithm is non-negative since probability densities are non-negative, and it does not exceed one by the Cauchy-Schwarz inequality. The Cauchy-Schwarz divergence can be interpreted as an approximation to the Kullback-Leibler divergence but has a closed-form expression for Gaussian Mixtures [23]. This is useful for calculating the divergence or distance between two-point processes represented by intensity functions. The Cauchy-Schwarz divergence between two Poisson point processes with Gaussian mixture intensities is shown in Eqs. (4) and (5). Note that in the control formulation used, only  $\nu(\mathbf{x}, t)$  is assumed to depend on the control  $\mathbf{u}$ . Therefore, the term that depends only on  $\bar{\nu}(\mathbf{x}, t)$  is omitted from the objective function since  $\bar{\nu}(\mathbf{x}, t)$  does not depend on  $\mathbf{u}$ .

Figure 1(a) shows the surface plot using the Cauchy-Schwarz Divergence for 4 densities in the swarm at an initial time instance. Each initial state has hills while the destination states have valleys. Thus, each density will repeal each other while moving towards the final state through time. If the initial state is too large compared to the destination states, it will take longer for the 4 densities to converge to the destination values. Also the repeal effect due to the hills are relatively small. Thus, the Cauchy-Schwarz Divergence may not be the fastest converging solution for the objective function minimization.

#### B. $L_2^2$ Distance

Alternatively, the distance between two Poisson point processes with Gaussian mixture intensities can be determined

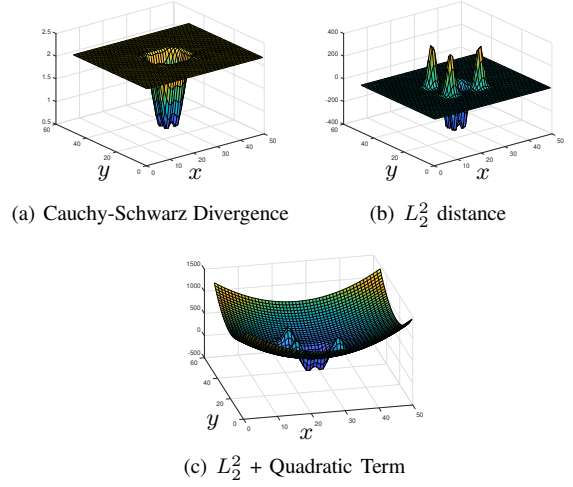


Fig. 1: Surface Plots of the RFS Divergences.

by using the  $L_2^2$  distance between the probability densities. The  $L_2^2$  is given by

$$D_{L_2^2}(f, g) = \int (f - g)^2 dx \quad (10)$$

Figure 1(b) shows surface plot using the  $L_2^2$  distance for a 4 density swarm at an initial time instance. Each initial state has more defined hills compared to the Cauchy-Schwarz Divergence. Thus, the initial states have a stronger repel effect from each other. Also the destination states have large valleys that create a large attraction effect for each initial state to move towards too. Thus, the optimization solution will be faster in the  $L_2^2$  distance case. Unfortunately, the  $L_2^2$  distance suffers from a similar issue to the Cauchy-Schwarz Divergence. If the initial conditions increase relatively to the destination states, the optimization may take much longer due to a flat surface away from the destination states.

#### C. $L_2^2$ Distance with Quadratic Term

The issue of convergence remains for the  $L_2^2$  distance when the initial states are far larger than the destination states. In order to achieve faster convergence, an additional term is added to the  $L_2^2$  distance to shape the gradient descent through a quadratic term as given by

$$D_{L_2^2 mod}(f, g) = D_{L_2^2}(f, g) - \ln \left( \sum_{j=1}^{N_g} \sum_{i=1}^{N_f} w_g^{(j)} w_f^{(i)} \mathcal{N}(\mathbf{m}_g^j; \mathbf{m}_f^i, P_g^i + P_f^j) \right). \quad (11)$$

Figure 1(c) shows the surface plot using the modified  $L_2^2$  distance for a 4 density swarm in Eq. (11). Compared to the  $L_2^2$  distance, the initial and destination states provide the hills and valleys necessary to obtain convergence, but as the initial states move outwards, the surface map decreases in a quadratic fashion instead of staying flat. Thus, the optimization can occur at any point to reach convergence in a timely manner.

In order to solve the minimization problem for the objective function, traditional LQR based solutions are not applicable since the terms inside the objective functions are nonquadratic [22]. Given the minimization of the objective function is

$$\begin{aligned} \min_{\mathbf{u}_k, k=1, \dots, T} J(\mathbf{u}) = & \sum_{k=1}^T E\{\mathbf{u}_k^T R \mathbf{u}_k\} \\ & + \sum_{j=1}^{N_f} \sum_{i=1}^{N_f} w_{f,k}^{(j)} w_{f,k}^{(i)} \mathcal{N}(\mathbf{m}_{f,k}^j; \mathbf{m}_{f,k}^i, P_{f,k}^i + P_{f,k}^j) \\ & + \sum_{j=1}^{N_g} \sum_{i=1}^{N_g} w_{g,k}^{(j)} w_{g,k}^{(i)} \mathcal{N}(\mathbf{m}_{g,k}^j; \mathbf{m}_{g,k}^i, P_{g,k}^i + P_{g,k}^j) \\ & - 2 \sum_{j=1}^{N_g} \sum_{i=1}^{N_f} w_{g,k}^{(j)} w_{f,k}^{(i)} \mathcal{N}(\mathbf{m}_{g,k}^j; \mathbf{m}_{f,k}^i, P_{g,k}^i + P_{f,k}^j) \\ & - \ln \left( \sum_{j=1}^{N_g} \sum_{i=1}^{N_f} w_{g,k}^{(j)} w_{f,k}^{(i)} \mathcal{N}(\mathbf{m}_{g,k}^j; \mathbf{m}_{f,k}^i, P_{g,k}^i + P_{f,k}^j) \right), \end{aligned} \quad (12)$$

$$\text{Subject to : } \mathbf{m}_{f,k+1}^i = A_k \mathbf{m}_{f,k}^i + B_k \mathbf{u}_{f,k}^i \quad (13)$$

where  $\mathbf{u}_k = [(\mathbf{u}_{f,k}^1)^T, \dots, (\mathbf{u}_{f,k}^{N_f})^T]^T$  is the collection of all control variables.

#### IV. RECEDING HORIZON DYNAMIC PROGRAMMING

An optimal solution based on minimizing the objective uses model predictive control or receding horizon control. This uses dynamic programming techniques to obtain a optimal control solution  $\mathbf{u}$  from the objective function and has been implemented on swarm control previously [26].

Conceptually, at a time  $t$ , the knowledge of the system model is used to derive a sequence  $\mathbf{u}(t|t), \mathbf{u}(t+1|t), \mathbf{u}(t+2|t), \dots, \mathbf{u}(t+T_p|t)$  where  $T_p$  is the finite horizon from the current state  $\bar{\mathbf{x}}(k)$ . With the input sequence, the state is moved forward in time by the control horizon,  $T_c$ ; usually one time-step. Then the same strategy is repeated for time  $t+1$ .  $T_p$  can be chosen to be either small or large. As  $T_p$  increases, the degrees of freedom in the optimization increases which can slow down the algorithm considerably even though more of the future reference trajectory would be useful to bring the output closer to the reference. With a smaller  $T_p$ , the computation time will be faster, but the optimization may not push the output trajectory towards the reference trajectory. Thus, there may be more error between the state and the reference.

This strategy is shown in [25]. The great advantages of using model predictive control is that the algorithm can handle nonlinearities in the objective function. Unfortunately, numerically solving an optimization at each time-step is not particularly fast, so it can be difficult to run optimization problems in real-time to control swarm robots towards a target state.

For the random finite set control formulation, a  $\mathbf{u}$  that controls the swarm distributions (densities) was found by minimizing the objective as given by Eq. (12) and (13).

#### V. RESULTS

In the simulation experiment, a four density swarm on a 2-D plane was created. With the four density swarm, three different test cases were implemented to bring the densities to the target trajectories and to test the control theory involved from the control formulation. The initial conditions for all three cases start in a square grid where density 1 is located at (3,3), density 2 is at (-3,3), density 3 is at (-3,-3) and density 4 is at (3,-3). In Case 1, four target destinations are located at (1,1), (-1,1), (-1,-1), and (1,-1). For Case 2, three target destinations are located at (1,1), (-1,1), and (-1,-1). Lastly in Case 3, five target destinations are located at (1,1), (-1,1), (-1,-1), (1,-1), (0,0). The receding horizon dynamic programming was used to determine the control effort and trajectories for the simulation, but other methods including extended LQR can be used too [22].

##### A. Case 1: Four Densities, Four Target Destinations

In Case 1, four swarm densities move towards the four target destinations. In the time history plot shown in Figure 2, the responses of the mean of each density (blue and green lines) are plotted for both the x and y positions. From the simulation, all four densities converged to the target destinations in approximately 0.17 seconds with approximately 0.03 of steady-state error. Figure 3 shows the trajectory snapshots and final states of each of the swarm densities. The target destinations are plotted as black x's. The red dots are the individual swarm agents that form the Gaussian mixture densities. This gives an easy comparison of the densities' position to the target destinations. From the figure and Figure 1(c), the target destinations are attracting the swarm densities. Case 1 will be the baseline for the other two cases where the number of target destinations are changed.

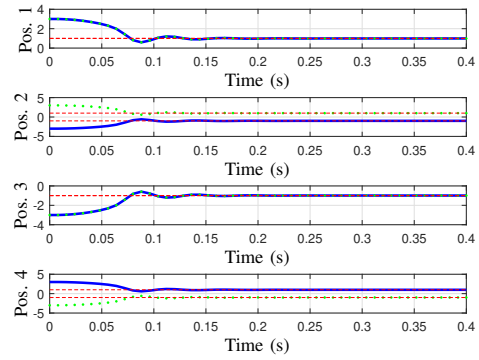


Fig. 2: Case 1: Time history for the four density swarm with x (blue) and y (green) responses, and target destinations (red dashed).

##### B. Case 2: Four Densities, Three Target Destinations

Case 2 illustrates the effect of three target destinations on the final trajectories of the four swarm densities. In Figure 4, the trajectories for density 1 and density 3 reach their target, but densities 2 and 4 reach the third and last target

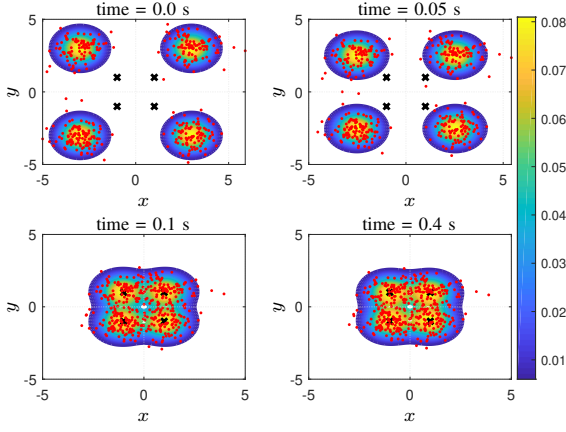


Fig. 3: Case 1: Trajectories of the swarm with individual agents (red dots) and four target destinations (black x's).

with an error of approximately 0.30 and 0.30 of steady-state error in the y direction. From Figure 5, it can be visually shown where the swarm densities are located relative to the target destinations at each time step. The results obtained follow directly from the control theory derived to obtain these trajectories. By using an  $L_2^2$  with a quadratic term in the objective function, the individual densities will attract towards the target destinations while repulsing away from each other. This can be shown in the surface map shown in Figure 1(c) where the hills are areas of repulsion and valleys are areas of attraction. Thus for Case 2, densities 2 and 4 are attracted to the same target, but they stay away from each other which causes both to share the same target at a distance away.

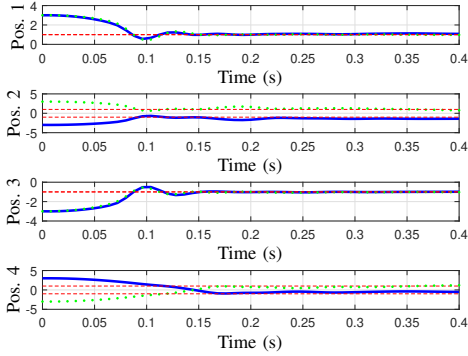


Fig. 4: Case 2: Time history for the four density swarm with x (blue) and y (green) responses, and target destinations (red dashed).

### C. Case 3: Four Densities, Five Target Destinations

For Case 3, four swarm densities are attracted to five target destinations. In Figure 6, the trajectories for all the densities have steady state errors of approximately 0.17. The trajectory snapshots of the densities are visually shown relative to the

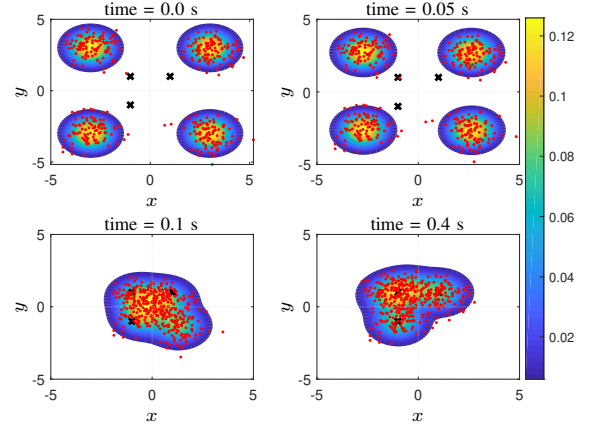


Fig. 5: Case 2: Trajectories for the swarm with individual agents (red dots) and three target destinations (black x's).

five target destinations in Figure 7. The plots follow the theory as expected. Since the swarm densities are far from each other, the effects of repulsion are minimal. Also, the densities are attracted to the four target destinations that make up a square, but they are also attracted to the target destination at the origin. This is due to the minimization of the objective function that has a  $L_2^2$  and a quadratic term where the individual densities will attract towards the target destinations. Since there is an additional target destination of attraction at the origin, all four swarm densities are affected by the origin as they are moving towards the 4 square target destinations. Thus, compared to Case 1 with only 4 target destinations, the densities in this case will have steady state error due to attraction of the target destination that has no density.

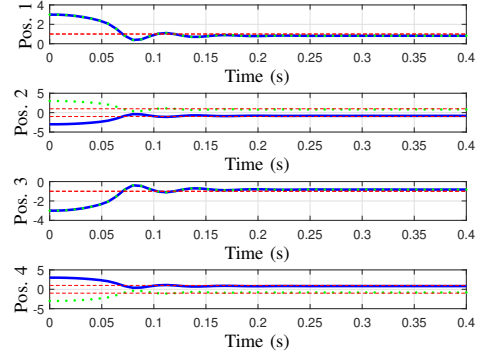


Fig. 6: Case 3: Time history for the four density swarm with x (blue) and y (green) responses, and target destinations (red dashed).

## VI. CONCLUSIONS

The objective of the paper was to formulate using non-linear optimal control theory methods that would be able to control swarming formations through model predictive

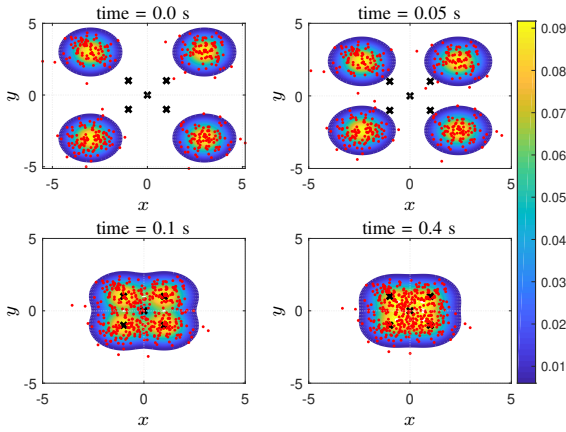


Fig. 7: Case 3: Trajectories for the swarm with individual agents (red dots) and five target destinations (black x's).

control by using random finite set theory. By setting up an optimal control problem that tracks a linear system with a nonquadratic objective function, model predictive control can be used to approximate the optimal control solution that minimizes the objective function. It was shown that by formulating the objective function that uses a  $L_2^2$  distance and a quadratic term, the trajectories of the densities converge to the target destinations as shown in Case 1. Cases 2 and 3 showed the repulsion of each density to density and attraction of each density to the target destinations respectively. Thus, destination states do not have to be the same number of swarm densities for the controller to work and therefore the approach can be adaptive to swarm size. It will take the number of destinations into account during the optimization of the solution.

For future work, an iterative linear quadratic regulator (ILQR) will be used to approximate the optimal solution given by model predictive control. Model predictive control optimization is solved at each time-step for the non-quadratic objective function which can be computational complex, but through an ILQR method, it is expected that an approximate solution can be found without the computational complexity of model predictive control.

## ACKNOWLEDGMENT

The authors wish to acknowledge support by the National Aeronautics and Space Administration under Contract Number NNX16CP45P issued through the NASA STTR Program by the Jet Propulsion Laboratory (JPL) and led by Amir Rahmani at JPL. The authors wish to acknowledge useful conversations related to satellite technologies with of Chuck Hisamoto, Vaughn Weirens, and Suneel Sheikh of ASTER Labs, Inc.

## REFERENCES

[1] Kube, C. Ronald, and Hong Zhang. "Collective robotics: From social insects to robots." *Adaptive behavior* 2.2 (1993): 189-218.

[2] Vassev, Emil, Mike Hinchey, and Joey Paquet. "Towards an ASSL specification model for NASA swarm-based exploration missions." *Proceedings of the 2008 ACM symposium on Applied computing*. ACM, 2008.

[3] Ryan, Allison, et al. "An overview of emerging results in cooperative UAV control." *Decision and Control*, 2004. CDC. 43rd IEEE Conference on. Vol. 1. IEEE, 2004.

[4] Rubenstein, Michael, Alejandro Cornejo, and Radhika Nagpal. "Programmable self-assembly in a thousand-robot swarm." *Science* 345.6198 (2014): 795-799.

[5] Lunze, Jan. *Feedback control of large-scale systems*. London: Prentice-Hall, (1992): 9-11.

[6] Centralized Control. Ian Sommerville, 2008. Web. 05 May 2017.

[7] Mondada, Francesco, et al. "The cooperation of swarm-bots: Physical interactions in collective robotics." *IEEE Robotics & Automation Magazine* 12.2 (2005): 21-28.

[8] Bandyopadhyay, Saptarshi, Soon-Jo Chung, and Fred Y. Hadaegh. "Probabilistic swarm guidance using optimal transport." *Control Applications (CCA)*, 2014 IEEE Conference on. IEEE, 2014.

[9] Acikmese, Behet, and David S. Bayard. "A markov chain approach to probabilistic swarm guidance." *American Control Conference (ACC)*, 2012. IEEE, 2012.

[10] Chattopadhyay, Ishanu, and Asok Ray. "Supervised self-organization of homogeneous swarms using ergodic projections of markov chains." *IEEE Transactions on Systems, Man, and Cybernetics, Part B (Cybernetics)* 39.6 (2009): 1505-1515.

[11] Bandyopadhyay, Saptarshi, Soon-Jo Chung, and Fred Y. Hadaegh. "Inhomogeneous Markov chain approach to probabilistic swarm guidance algorithm." *5th Int. Conf. Spacecraft Formation Flying Missions and Technologies*. 2013.

[12] Hadaegh, Fred Y., Soon-Jo Chung, and Harish M. Manohara. "On development of 100-gram-class spacecraft for swarm applications." *IEEE Systems Journal* 10.2 (2016): 673-684.

[13] Camacho, Eduardo F., and Carlos Bordons Alba. *Model predictive control*. Springer Science & Business Media, 2013.

[14] Richards, Arthur, and Jonathan P. How. "Robust variable horizon model predictive control for vehicle maneuvering." *International Journal of Robust and Nonlinear Control* 16.7 (2006): 333-351.

[15] Wang, Yang, and Stephen Boyd. "Fast model predictive control using online optimization." *IEEE Transactions on Control Systems Technology* 18.2 (2010): 267-278.

[16] Di Cairano, S., H. Park, and I. Kolmanovsky. "Model predictive control approach for guidance of spacecraft rendezvous and proximity maneuvering." *International Journal of Robust and Nonlinear Control* 22.12 (2012): 1398-1427.

[17] Manikonda, V., et al. "A model predictive control-based approach for spacecraft formation keeping and attitude control." *American Control Conference*, 1999. *Proceedings of the 1999*. Vol. 6. IEEE, 1999.

[18] Morgan, Daniel, Soon-Jo Chung, and Fred Y. Hadaegh. "Decentralized model predictive control of swarms of spacecraft using sequential convex programming." *Advances in the Astronautical Sciences* 148 (2013): 1-20.

[19] Morgan, Daniel, Soon-Jo Chung, and Fred Hadaegh. "Spacecraft swarm guidance using a sequence of decentralized convex optimizations." (2012): Art-No.

[20] Mahler, Ronald PS. "Multitarget Bayes filtering via first-order multitarget moments." *IEEE Transactions on Aerospace and Electronic systems* 39.4 (2003): 1152-1178.

[21] Vo, B-N., and W-K. Ma. "The Gaussian mixture probability hypothesis density filter." *IEEE Transactions on signal processing* 54.11 (2006): 4091-4104.

[22] Todorov, Emanuel, and Weiwei Li. "A generalized iterative LQG method for locally-optimal feedback control of constrained nonlinear stochastic systems." *American Control Conference*, 2005. *Proceedings of the 2005*. IEEE, 2005.

[23] Hoang, Hung Gia, et al. "The Cauchy Schwarz divergence for Poisson point processes." *IEEE Transactions on Information Theory* 61.8 (2015): 4475-4485.

[24] Inaba, Masayuki, and Peter I. Corke. "Linear-quadratic control and smoothing." *Robotics Research: The 16th International Symposium ISRR*. Switzerland: Springer, 2016. 43-47. Print.

[25] Findeisen, Rolf, and Frank Allgwer. "An introduction to nonlinear model predictive control." *21st Benelux Meeting on Systems and Control*. Vol. 11. Eindhoven, The Netherlands: Technische Universiteit Eindhoven Veldhoven, 2002.

- [26] Morgan, Daniel, Soon-Jo Chung, and Fred Y. Hadaegh. "Swarm assignment and trajectory optimization using variable-swarm, distributed auction assignment and model predictive control." AIAA guidance, navigation, and control conference. 2015.