

# ERIM: Secure and Efficient In-process Isolation with Memory Protection Keys

Anjo Vahldiek-Oberwagner    Eslam Elnikety    Nuno O. Duarte  
Deepak Garg    Peter Druschel

Max Planck Institute for Software Systems, Saarland Informatics Campus, Germany  
{vahldiek, elnikety, nunodurate, dg, druschel}@mpi-sws.org

## Abstract

Many applications can benefit from isolating sensitive data in a secure library. Examples include protecting cryptographic keys behind a narrow crypto API to defend against vulnerabilities like OpenSSL’s Heartbleed bug. When such a library is called relatively infrequently, page-based hardware isolation can be used, because the cost of kernel-mediated or hypervisor-mediated domain switching is tolerable. However, some applications, such as isolating session keys in a web server or isolating the safe region with code pointers in code-pointer integrity (CPI), require very frequent switching. In such applications, the overheads of kernel-based or hypervisor-mediated domain switching are prohibitively high.

In this paper, we present ERIM, a novel technique that provides the security of hardware-enforced isolation with low overhead, even at high switching rates (ERIM supports up to 100,000 switches per CPU core a second with an overhead less than 0.5%). The key idea is to combine memory protection keys (MPKs), a feature recently added to Intel CPUs that allows isolation purely in userspace, with kernel binary inspection to prevent circumvention. We show how to apply ERIM to isolate frequently accessed session keys (not just long-term keys) in nginx, a high performance web server, and how to isolate sensitive data in CPI. Our measurements indicate only a small degradation in performance, even with very high rates of switching between the untrusted application and the secure library.

## 1 Introduction

A good software security practice is to partition sensitive data and code into isolated compartments, thereby limiting the effects of attacks on the code of a compartment to the confidentiality and integrity of data in that compartment only. For instance, isolating cryptographic keys in a crypto library with a narrow interface can thwart vulnerabilities like the OpenSSL Heartbleed bug [23]; isolating jump tables or data taints can prevent attacks on the integrity of an application’s control and data flow; and, isolating native libraries can protect the security invariants of a managed language’s runtime.

To control isolation cost, however, the overhead of switching to an isolated component must be balanced with the frequency of switching required by the application. Recent work on in-process isolation such as Wedge, Shreds, and light-weight contexts (lwCs) [3, 4, 19] have reduced the cost of hardware-based isolation significantly. For instance, Litton et al. [19] show that OpenSSL’s long-term signing keys can be isolated with no significant performance cost in the nginx web server. However, applications that require much higher rates of switching, such as isolating the SSL session keys, still suffer high overhead with existing hardware-based isolation techniques.

ERIM provides the security of hardware-enforced isolation with a low switching cost of about 60 cycles on current Intel CPUs. ERIM relies on a recent x86 ISA extension, called memory protection keys (MPK) [6].<sup>1</sup> MPK supports isolated memory domains within a process. A user-mode instruction switches domains efficiently, without kernel intervention. By itself, however, MPK is not useful for security applications, because untrusted or malicious code can use the switching instruction (WRPKRU) to gain unauthorized access to the isolated component. Therefore, ERIM additionally uses kernel binary inspection to ensure that the WRPKRU instruction sequence cannot be exploited by untrusted code to raise its privileges.

Like existing in-process, hardware-based isolation techniques, ERIM *isolates* the memory of a trusted component from the rest of the application process, and offers *call gates* that can be used to invoke the trusted component at specified entry points. ERIM’s key contribution is the use of MPK to implement secure call gates without kernel intervention, thus achieving very low switching costs that were not previously possible for hardware-based isolation (and without assuming program properties like control-flow integrity).

Using a prototype implementation, we demonstrate ERIM’s ability to provide efficient, fine-grained isolation in two applications: Isolating the OpenSSL *session keys*

<sup>1</sup>“Memory protection keys” are also simply called “protection keys”. This simpler term is used by the Intel 64 and IA-32 Architectures Software Developer’s Manual.

in nginx, a high-performance event-driven web server, and isolating the safe region in the implementation of code-pointer integrity (CPI) [16]. In both cases, our results show that ERIM provides strong hardware isolation with very low overhead (less than 0.5% for 100,000 switches a second across all our experiments).

## 2 Background and related work

In this section, we survey background and related work. Enforcing relevant security or correctness invariants while trusting only a small portion of an application’s code generally requires *data encapsulation*. Encapsulation itself requires *isolating* sensitive data so it cannot be accessed by untrusted code, and facilitating *secure control transfer (SCT)* to trusted code that has access to the isolated state.

We survey techniques for isolation and secure control transfer provided by operating systems, hypervisors, compilers and language runtimes, and binary rewriting.

**OS-based techniques** A simple way to provide data encapsulation is to split application components into separate processes. This approach is feasible only if the rate of cross-component invocations is relatively low, so that the substantial inter-process communication and context switching overheads are tolerable.

Novel kernel abstractions like light-weight contexts (lwCs) [19] and secure memory views (SMVs) [12], combined with additional compiler support as in Shreds [4] or runtime analysis tools as in Wedge [3], have reduced the cost of data encapsulation to the point where isolating OpenSSL long-term signing keys is feasible with little overhead [19]. Applications that require more frequent SCTs, like isolating OpenSSL’s session keys or isolating the safe region in CPI, remain beyond the reach of OS-based techniques, and indeed all existing techniques based on hardware isolation.

Nexen [27] decomposes the Xen hypervisor into isolated components and a security monitor, using page-based protection within the hypervisor’s ring-0 privilege level. Control of the MMU is restricted to the monitor; compartments are de-privileged by scanning and removing exploitable MMU-modifying instructions. By relying on MPK, ERIM is able to use a similar approach within application processes at ring-3, by scanning and removing exploitable WRPKRU instructions.

Mimosa [10] relies on the Intel TSX hardware transactional memory to protect private cryptographic keys from software vulnerabilities and cold-boot attacks. Private keys are stored in memory in encrypted form. Accesses to the private key are performed within a transaction that first decrypts the private key using a register-based master key, performs the access, wipes the cleartext key, and then commits. The cleartext key never exists outside an uncommitted transaction and TSX ensures that an un-

committed transaction’s data is never exposed to DRAM or other cores. In Mimosa, private key computations are constrained by the hardware capacity limitations of TSX. ERIM instead places no restrictions on the footprint of computations within secure compartments.

**Virtualization-based techniques** In-process data encapsulation can also be provided by a hypervisor. Dune [2] enables user-level processes to implement isolated compartments and SCT by leveraging the Intel VT-x x86 virtualization ISA extensions [6]. Koning et al. [15] sketch how to use the VT-x VMFUNC instruction to switch extended page tables in order to achieve in-process data isolation. SeCage [20] similarly relies on VMFUNC to switch between isolated compartments; it also provides static and dynamic program analysis based techniques to automatically partition monolithic software into compartments, which is orthogonal to our work. TrustVisor [22] uses a thin hypervisor and nested page tables to support isolation; it additionally supports code attestation. SIM [26] relies on VT-x to isolate a security monitor within an untrusted guest VM, where it can access guest memory with native speed. In addition to the overhead of the VMFUNC calls during domain switching, these techniques are subject to overheads on TLB misses and syscalls, due to the use of extended page tables and hypercalls, respectively. Overall, the overheads of virtualization-based encapsulation are comparable to OS-based techniques.

**Language and runtime techniques** Data encapsulation can be provided as part of a memory-safe programming language with low overhead. The cost of this encapsulation is low if most of the checks can be done statically at compile time. However, only applications written in such languages benefit, the encapsulation depends on the compiler and runtime correctness, and can be undetermined by libraries written in unsafe languages.

Software fault isolation (SFI) [29, 32] provides data encapsulation in unsafe languages through runtime memory access checks inserted by the compiler or by rewriting executable binaries. However, SFI imposes an overhead on all execution of untrusted code, not just on SCTs.

**Hardware-based trusted execution environments** Intel’s SGX [5] and ARM’s TrustZone [17] ISA extensions allow (components of) applications to execute with hardware-enforced encapsulation that provides isolation even from the operating system. The overheads for switching to a secure component are similar to other efficient hardware-based isolation mechanisms [15].

**ASLR** Address space layout randomization (ASLR) is widely used to mitigate code reuse exploits such as buffer overflow attacks [25, 11]. By randomizing the layout of code and data in a process’s address space, ASLR seeks to make it more difficult for attackers to reuse code as

part of an exploit. In practice, ASLR has proved vulnerable to attacks that learn the location of code and data dynamically [25, 13, 8, 9, 24]. ASLR-Guard [21] seeks to increase the difficulty of such attacks by encrypting pointers to the ASLR region stored in memory.

ASLR has also been used to provide weak memory isolation. For example, as one of the isolation techniques used in CPI [16, 28], a region of sensitive data is allocated at a random address within the 48-bit x86-64 address space and its base address stored in a segment descriptor. All pointers stored in memory are offsets into the region and do not reveal its actual address. However, all forms of ASLR have been shown to be vulnerable to timing channels and other attacks like thread spraying [8, 9, 24].

**Intel MPX, MPK, and ARM memory domain** Intel introduced the MPX ISA extension in the Skylake CPU series [6]. MPX provides architectural support for bounds checking. A compiler can use up to four bounds registers, and each register can store a pair of 64-bit starting and ending addresses. Specialized instructions efficiently check a given address and raise an exception if the bounds are violated. By itself, MPX cannot enforce security invariants, but it can aid SFI-based techniques for data encapsulation [15].

Recent Intel CPUs provide support for memory protection keys (MPK) [6]. With MPK, the kernel can associate with each of a process’s pages one of 16 *protection keys*. The application can then control read and write permissions to all pages with a given protection key by writing a per-core register, PKRU, using a user-mode instruction, WRPKRU. Protection keys provide a second level of page access permission controlled by the application itself. To access a page, both the OS page tables and the PKRU register must allow the access, else a page fault occurs.

By itself, MPK is not suitable for security applications, because malicious code could exploit any WRPKRU in the address space to raise its privileges. As we will show, ERIM relies on an in-kernel binary inspection to maintain the invariant that executable pages do not contain exploitable instances of the WRPKRU instruction sequence.

ARM memory domains [1] are similar to Intel MPK, except that changing domain permissions requires a privileged (kernel) operation. Therefore, they cannot be used to implement user-level domain switching as with MPK.

**MemSentry** Koning et al. [15] survey techniques for efficient data encapsulation within a process, including SFI, dynamic encryption of private data using the Intel AES-NI ISA extensions, approaches that use VT-x virtualization hardware, and those that rely on the Intel MPX and MPK ISA extensions. It then presents a general iso-

lation technique, called MemSentry, which instruments programs using an LLVM pass. The instrumentation can rely on any one of the above mentioned isolation techniques to ensure that only legitimate accesses to encapsulated data are allowed. One of the isolation techniques used by MemSentry is MPK, and experimental results show that this technique is the most efficient in situations where encapsulated data is located in a few contiguous regions and accesses are frequent.

MemSentry relies on (and assumes the existence of) a general defense against control flow hijacks to prevent untrusted code from exploiting the WRPKRU instruction to raise its privileges. General defenses against control flow hijacks, however, are either incomplete or inefficient. For instance, instrumenting every load and store operation is hard to circumvent but expensive. A defense such as protecting only return addresses by using a shadow stack, on the other hand, can be done efficiently, but does not prevent corruption of other code pointers or indirect branches. Moreover, MemSentry burdens each application that requires data encapsulation with the overhead of a general defense against control flow hijacks, even if it is not otherwise required.

ERIM also uses MPK as the underlying isolation mechanism, but does not rely on a generic defense against control flow hijacks. Instead, it provides a specific defense against abuse of the WRPKRU instruction, a much simpler problem that can be solved securely and efficiently. The performance gains of this change in approach are significant—ERIM imposes less than 5% overhead on the throughput of nginx when used to isolate session keys (see Section 7), while the overhead of one of the cheapest complete defenses against control flow hijacks, CPI, is at least 15% on Apache (see Section 5.3 in [16]).

### 3 Design

ERIM’s broad goal, like all prior work on in-process isolation, is to enable a trusted program component to isolate sensitive data from the rest of the untrusted application. The advance over prior work is that ERIM supports such isolation with *low overhead* even at *extremely high switching rates* between the untrusted application and the trusted component, without relying on any other protection mechanism, e.g., control-flow integrity. By way of example, the trusted component may be a crypto library that wants to isolate frequently accessed cryptographic keys (like session keys), or it may be an inlined reference monitor that wants to isolate frequently used sensitive metadata (such as a jump table).

ERIM provides two basic primitives. *Memory isolation* reserves a region of the process address space for sensitive data. By default, this region is accessible only while the trusted component is executing, although



ERIM can be configured to enable read-only access even while the untrusted application executes. To switch from the untrusted application to the trusted component securely, ERIM offers *call gates*. A call gate enables access to the reserved region when transferring control to the trusted component and disables access on the way back. A call gate transfers control only to a designated entry point in the trusted component. This entry point may be a function (if the trusted component is a library) or a specific sequence of instructions (if the trusted component is inlined into the application).

**Building blocks** To realize these goals, ERIM relies on the Intel MPK ISA extension and kernel binary inspection. MPK allows the userspace (ring 3) to associate one of 16 protection keys with each memory page, thus partitioning the address space into up to 16 *domains*. A per-core register, called PKRU, determines the current access permissions (read, write, neither or both) on each domain for the code running on that core. Access checks against the PKRU are implemented in hardware and impose no overhead on program execution. Access privileges are changed by simply loading the PKRU register with a new set of permissions, using a dedicated instruction, WRPKRU.

However, WRPKRU is an unprivileged instruction that can be executed in userspace. Hence, untrusted code can execute it at any point to elevate privileges and MPK cannot provide any memory security against untrusted application code by itself. To get this protection, ERIM combines MPK with additional binary inspection in the kernel to rule out executable pages that have *exploitable* WRPKRU occurrences. In the following, we describe our threat model, followed by a high-level idea of ERIM’s design and the details of individual design elements.

**Threat model** ERIM allows a trusted component to isolate sensitive data from the rest of the untrusted application. We make no assumptions about the untrusted application. In particular, it may have arbitrary memory corruption and control flow hijack vulnerabilities, and these may be exploited during its execution.

However, we assume that the trusted component’s *binary* code does not have such vulnerabilities and does not compromise sensitive data by calling back into the untrusted application while privileges are elevated or through information leaks. Hardware protection mechanisms, the OS kernel, and a small library added by ERIM to the process are trusted to be secure. The list of legitimate entry points provided to the ERIM library by either the programmer or the compiler (see Section 3.5) is assumed to be correct. The OS’s dynamic program loader/linker is trusted to invoke the ERIM initialization function before any other code in a new process.

Finally, our focus is on data integrity and explicit data leaks; protecting against side-channel leaks is out of the scope of this work.

### 3.1 High-level design

ERIM partitions the data memory of a process into two MPK domains. One domain is used for the reserved region of the trusted component, while the other domain is used for all other data, including the (standard) heap and stack of the untrusted application. We introduce some notation to facilitate our discussion. We use  $T$  for the trusted component,  $U$  for the remaining untrusted application,  $M_T$  for the memory domain reserved for  $T$ , and  $M_U$  for the application’s memory domain. ERIM can be configured to provide either complete isolation of  $M_T$  from  $U$  (confidentiality and integrity), or only write protection (only integrity). Here, we describe the design for complete isolation. Section 3.7 describes how to configure ERIM to provide write protection only.

ERIM enforces the following invariants: (1) While  $U$  is executing, access to  $M_T$  remains disabled, and (2) Access to  $M_T$  is enabled only when there is a control transfer to a designated entry point in  $T$  and the access is disabled as soon as  $T$  transfers control back to  $U$ . The first invariant implies that  $U$  cannot read or write  $M_T$  directly and, hence, provides complete isolation of  $M_T$  from  $U$ .

The key difficulty in ERIM’s design is preventing the untrusted  $U$  from violating these invariants. Recall that the instruction that changes MPK privileges, WRPKRU, is userspace executable and that our threat model allows control flow hijacks in  $U$ . Consequently, any occurrence of WRPKRU on any executable page in the address space could potentially be exploited by  $U$  to obtain access privileges for  $M_T$  without transferring control to  $T$ . In addition to intentional WRPKRU sequences that are needed to legitimately switch from  $U$  to  $T$  and back, on x86, *inadvertent* executable WRPKRU sequences may arise spanning the bytes of two adjacent instructions or as a subsequence in a longer instruction. ERIM must prevent the exploitation of all such WRPKRU occurrences.

**Preventing WRPKRU exploitation** To prevent  $U$  from exploiting WRPKRU sequences, ERIM relies on a small kernel modification that only allows *safe* WRPKRU occurrences on executable pages. A WRPKRU occurrence is safe if it satisfies one of the following two conditions:

- (A) it is immediately followed by a pre-designated entry point of  $T$ , or by a direct function call to such an entry point.
- (B) it is immediately followed by a *specific* sequence of instructions that checks that the permissions set by the WRPKRU do not include access to  $M_T$  and terminate the program otherwise.

Note that an occurrence of WRPKRU satisfying either (A) or (B) *cannot be exploited* to execute untrusted code with access to  $M_T$ . A WRPKRU occurrence satisfying (A) does not give control to U at all; instead, it enters T at a designated entry point. On the other hand, a WRPKRU occurrence satisfying (B) would terminate the program immediately if it were used, e.g. by a control-flow hijack, to enable  $M_T$  access.

Our modified kernel *inspects* any page prior to mapping it in executable mode, enforcing the invariant that all occurrences of WRPKRU on executable pages are safe. Section 3.3 provides details of this kernel binary inspection mechanism.

**Call gates** A call gate is an ERIM mechanism to *legitimately* transfer control from U to a designated entry point in T, and back. When transferring control from U to T, the call gate enables access to  $M_T$ . On the way back, it disables access to  $M_T$ . In reality, a call gate simply consists of a safe WRPKRU satisfying (A), followed by execution in T, followed by a safe WRPKRU satisfying (B). The T code may be invoked via a direct call, or it may be inlined between the two WRPKRUs. We describe call gates in Section 3.2.

**Creating compatible binaries** Although our kernel binary inspection enforces security, a significant *functionality*-related question is how to construct binaries that are compatible with this kernel binary inspection, i.e., how to build binaries that do not have inadvertent, unsafe WRPKRU sequences. These are sequences that were not intended by the compiler, e.g., WRPKRU sequences spanning bytes from two consecutive instructions, and those occurring as subsequences in larger instructions. Although such inadvertent occurrences of WRPKRU are uncommon, they do occur in practice. Experimenting with different Linux distributions, we found that between 0% and 0.32% of binaries have at least one inadvertent WRPKRU occurrence.

To eliminate such occurrences of WRPKRU, we propose a binary rewriting mechanism in Section 4. This mechanism takes a sequence of instructions containing an occurrence of WRPKRU and rewrites it to a functionally equivalent sequence of instructions without any occurrence of WRPKRU. The mechanism can be deployed as a final compiler pass, as a standalone binary rewriting tool, or in a dynamic reference monitor at runtime.

### 3.2 Call gates

A call gate transfers control from U to T, enabling access to  $M_T$ , then runs code from a designated entry point of T, and then returns control to U, disabling access to  $M_T$ . This requires two WRPKRUs. The primary challenge in designing the call gate is ensuring that both these WRPKRUs are safe in the sense explained in Section 3.1.

Listing 1 shows the assembly code of a call gate.

```

1  xor ecx, ecx
2  xor edx, edx
3  mov PKRU_ALLOW_TRUSTED, eax
4  WRPKRU // copies eax to PKRU
6  // Execute trusted component's code
8  xor ecx, ecx
9  xor edx, edx
10 mov PKRU_DISALLOW_TRUSTED, eax
11 WRPKRU // copies eax to PKRU
12 cmp PKRU_DISALLOW_TRUSTED, eax
13 je continue
14 syscall exit // terminate program
15 continue:
16 // control returns to the untrusted
    application here

```

Listing 1: Call gate implementation in assembly. The code of the trusted component's entry point may be inlined by the compiler on line 6, or there may be an explicit direct call to it.

WRPKRU expects the new PKRU value in the `eax` register and requires `ecx` and `edx` to be 0 when WRPKRU is executed. The call gate works as follows. First, it sets PKRU to enable access to  $M_T$  (lines 1–4). The constant `PKRU_ALLOW_TRUSTED` is a PKRU setting that allows permissions to  $M_T$ . Next, the call gate passes control to the designated entry point of T (line 6). The entry point's code may be invoked either by a direct call, or it may be inlined.

After T has finished execution, the call gate sets PKRU to disable access to  $M_T$  (lines 8–11). The constant `PKRU_DISALLOW_TRUSTED` is a PKRU setting that excludes permissions to  $M_T$ . The call gate then checks that the PKRU was actually loaded with `PKRU_DISALLOW_TRUSTED` (line 12). If this is not the case, it terminates the program (line 14), else it returns control to U (lines 15–16). It might seem that the check on line 12 is pointless since it will always succeed (`eax` is set to `PKRU_DISALLOW_TRUSTED` on line 10). This will indeed be the case under normal operation, but this check is essential to prevent exploitation of the WRPKRU on line 12 with control flow hijack attacks, as we explain next.

**Security** Both occurrences of WRPKRU in the call gate are safe. Neither can be exploited by a control flow hijack attack to get access to  $M_T$  while executing in U. Specifically, the first occurrence of WRPKRU (on line 4) is of form (A)—there is a control transfer to a specific, designated entry point of T right after the WRPKRU. This occurrence cannot be exploited to transfer control

to anything else. The second occurrence of WRPKRU (on line 11) is followed by instructions to check that the new permissions exclude access to  $M_T$ . This occurrence cannot be used to enable access to  $M_T$  and continue execution. In fact, lines 12–15 constitute the *exact* suffix that must follow a WRPKRU for the WRPKRU to be classified safe under condition (B) in the kernel’s binary inspection mechanism.

**Efficiency** The overhead imposed by a call gate on a roundtrip from U to T is two WRPKRUs, a few very fast standard register operations and one boolean check. This overhead is very low compared to other isolation techniques that rely on inter-process communication, syscalls or hypervisor trampolines to change privileges.

**Use considerations** ERIM’s call gate omits features that some readers may naturally expect. These features have been omitted from the call gate on purpose, to avoid having to pay their overhead when they are not needed and to keep the call gate as simple as possible.

First, the call gate does not directly include support to pass parameters from U to T or to pass a result from T to U. Instead, parameters and return values can be passed via a designated shared buffer in  $M_U$  (both U and T have access to  $M_U$ ). Second, the call gate does not scrub registers when switching from T to U. Consequently, if T uses confidential data, it must scrub any secrets from registers before returning to U. Further, because T and U share the call stack, T must also scrub secrets from the stack prior to returning. Alternatively, T can allocate a private stack for itself in  $M_T$ , and T’s entry point can switch to that stack as soon as it is invoked. This will prevent T’s secrets from being written to U’s stack in the first place.

### 3.3 Kernel binary inspection

Next, we describe ERIM’s kernel binary inspection mechanism. This mechanism executes whenever a page is mapped in executable mode (e.g., via POSIX `mmap()`) or a previously mapped page is made executable (e.g., via POSIX `mprotect()`). The mechanism scans the page for occurrences of WRPKRU, including ones at unaligned addresses and ones that overlap with an adjacent executable page. For every WRPKRU, it checks that the WRPKRU is safe, i.e., either condition (A) or condition (B) from Section 3.1 holds. If both conditions do not hold for any occurrence of WRPKRU on the page, the page is not mapped in executable mode. This simple check enforces the invariant that WRPKRU occurrences on executable pages are always safe.

To check for condition (A), the kernel is provided a list of designated entry points of T ahead of time through a new syscall. To prevent U from specifying fake entry points, this syscall can be invoked from T only (i.e., only when PKRU allows access to  $M_T$ ). A WRPKRU is accepted under condition (A) if it is immediately followed

by a direct call to one of these previously specified entry points, or the WRPKRU is followed immediately by such an entry point.

Condition (B) is checked by simply verifying that the WRPKRU is immediately followed *exactly* by the instructions on lines 12–15 of Listing 1. These instructions ensure that the WRPKRU cannot be used to enable access to  $M_T$  and continue execution.

### 3.4 Process lifecycle with ERIM

Aside from these simple kernel changes, the bulk of ERIM is implemented as a runtime library that is linked into a process binary, either statically or at load time through `LD_PRELOAD`.<sup>2</sup> This library provides a memory allocator which allocates memory from the second domain  $M_T$  (this allocator can be used by T to allocate objects in  $M_T$ ) and, importantly, an initialization function, which is invoked by the standard OS loader before U’s `main()`.

The initialization function, called `init` here, creates the memory domain  $M_T$  and maps memory to  $M_T$  ( $M_U$  uses the default MPK domain, which is automatically created with the process). The amount of memory to map to  $M_T$  can be configured via a configuration file. Creating  $M_T$  also automatically enables access to it (this is the default behavior of the Linux support for MPKs). Next, `init` loads the code of T, and provides the list of T’s entry points to the kernel via the special syscall described in Section 3.3. Both the code of T and its entry points are configuration parameters. `Init` then sets up call gates to enable control transfer to T’s entry points. The kernel scans the WRPKRUs in these call gates, but these are all safe. The initialization function then loads the code of U, which is also scanned for WRPKRUs by the kernel. In case the code of U has inlined call gates, `init` obtains a list of intended, safe occurrences of WRPKRU from the symbol table and provides that to the kernel prior to loading U. After this, `init` disables access to  $M_T$  and transfers control to U’s `main()`.

After `main()` gets control, U executes almost as usual. All memory it maps and unmaps is in the domain  $M_U$  and it uses the standard system memory allocator. However, to access T’s exported services, U must invoke a call gate to enable access to  $M_T$  and invoke a T entry point. Hence, U’s binary must be constructed to invoke call gates to T at appropriate points. This can be done easily using a combination of two techniques.

First, explicit function calls to T in the standard, ERIM-unaware binary of U can be re-linked to a library of wrappers that internally invoke the call gate. In par-

---

<sup>2</sup>The ERIM library should not be confused with the trusted component T that uses ERIM to isolate data. T is a part of the process binary itself, either as a separate library or inlined into the rest of the application.

ticular, LD\_PRELOAD can be used to override T's exported function symbols with these wrappers.

Second, invocations of T from the compiler's intrinsic functions can be vectored to the call gate by modifying those intrinsic functions. We use this method in our application of ERIM to CPI [16], to invoke a call gate at every sensitive pointer update.

### 3.5 T's entry points

To be able to recognize a legitimate call gate, i.e., a WRPKRU instance that satisfies condition (A), ERIM requires a list of designated entry points into T. The source of this list depends on the nature of T. If T consists of a set of (library) functions, then the programmer marks these functions, for instance, by including a unique character sequence in their names. If the functions are not being inlined by the compiler, e.g., because they are part of a dynamically linked library, then their names and addresses will appear in the symbol table.

If T's functions are subject to inlining, then the compiler must be directed to add the locations of the corresponding inlined T functions to the symbol table. Similarly, if T's code takes the form of inlined code snippets generated by a compiler pass, the compiler adds the corresponding entry locations to the symbol table with the appropriate character sequence in their names. In all cases, the ERIM initialization library can identify designated entry points in the symbol table by their names, and communicate their addresses to the kernel.

Finally, if T's code snippets are generated by a Just-in-Time compiler (JIT), then relevant parts of the JIT compiler must execute within T, which enables it to add additional entry points to the kernel during a process's execution.

### 3.6 Multi-threaded applications

ERIM's design works as is with multi-threaded applications (largely because MPK has a separate PKRU for each core). However, multi-threading imposes one additional requirement on T (not on ERIM itself): In a multi-threaded application, it is *essential* that T allocates a private stack in  $M_T$  (not  $M_U$ ) for each thread and executes its code on these stacks. This is fairly easy to implement by switching stacks at T's entry points. Not doing so and instead executing T on standard stacks in  $M_U$  incurs the risk that, while a thread is executing in T, another thread executing in U may corrupt or read the first thread's stack frames. This can potentially destroy T's integrity, leak its secrets and even hijack control while access to  $M_T$  is enabled. By always executing T on stacks in  $M_T$ , such attacks are prevented.

### 3.7 ERIM for integrity only

Some applications need to protect only the integrity of sensitive data, but not its confidentiality. Examples in-

clude CPI, which needs to protect only the integrity of code pointers. In such applications, efficiency can be improved by allowing U to read  $M_T$  directly, thus avoiding the need to invoke a call gate for reading  $M_T$ . The ERIM design we have described so far can be easily modified to support this. Only the definition of the constant PKRU\_DISALLOW\_TRUSTED in Listing 1 has to change to also allow read-only access to  $M_T$ . With this change, read access to  $M_T$  is always enabled.

### 3.8 Extension: OS privilege separation

Even though ERIM isolates components within a process, from the OS's perspective, the entire process operates at one privilege level. With the exception of memory access permissions, U and T have the same privileges from the perspective of the operating system and can invoke the same system calls.

Some applications, however, require privilege separation among the trusted and untrusted ERIM components with respect to OS resources. For instance, an application might need to restrict the filesystem name space accessible to U or restrict the system calls available to U.

ERIM's design can be easily *extended* with a few additional kernel changes to support privilege separation with respect to OS resources. First, during process initialization, ERIM's init function can instruct the kernel to restrict U's access rights. After this step, the kernel refuses to grant access to restricted resources whenever the present value of the PKRU is not consistent with an execution within T. To gain access to restricted resources, U has to invoke T, which can act as a reference monitor.

## 4 Rewriting inadvertent WRPKRUs for compatibility with ERIM

To pass ERIM's kernel inspection, binaries must not have unsafe WRPKRUs. In this section, we describe how such binaries can be constructed. Note that the material presented in this section has no bearing on ERIM's security, but it does affect ERIM's usability.

WRPKRU is a 3 byte instruction, 0x0F01EF. A WRPKRU sequence may be emitted by a compiler deliberately or it may arise inadvertently, spanning two or more consecutive instructions, or as a subsequence of a larger instruction. Deliberate WRPKRU occurrences can be made safe by modifying the compiler (straightforwardly) to insert the check on lines 12–15 of Figure 1 after every potentially unsafe WRPKRU. Hence, we focus here on the harder problem of eliminating inadvertent WRPKRU sequences from binaries. To this end, we propose a *rewriting* technique that takes a sequence of instructions containing an inadvertent WRPKRU and produces a functionally equivalent sequence of instructions that does not have any WRPKRU.



Overlap with	Cases	Rewrite strategy	ID	Example
Opcode	Opcode = WRPKRU	Insert privilege check after WRPKRU	1	
Mod R/M	Mod R/M = 0x0F	Change to unused register + move command	2	add ecx, [ebx + 0x01EF0000] → mov eax, ebx; add ecx, [eax + 0x01EF0000];
		Push/Pop used register + move command	3	add ecx, [ebx + 0x01EF0000] → push eax; mov eax, ebx; add ecx, [eax + 0x01EF0000]; pop eax;
Displacement	Full/Partial sequence	Change mode to use register	4	add eax, 0x0F01EF00 → (push ebx;) mov ebx, 0x0F010000; add ebx, 0x0000EA00; add eax, ebx; (pop ebx;)
	Jump-like instruction	Move code segment to alter constant used in address	5	call [rip + 0xffef010f] → call [rip + 0xffef0100]
Immediate	Full/Partial sequence	Change mode to use register	6	add eax, 0x0F01EF → (push ebx;) mov ebx, 0x0F01EE00; add ebx, 0x00000100; add eax, ebx; (pop ebx;)
	Associative opcode	Apply instruction twice with different immediates to get equivalent effect	7	add ebx, 0x0F01EF00 → add ebx, 0x0E01EF00; add ebx, 0x01000000

Table 1: Rewrite strategy for intra-instruction occurrences of WRPKRU

**Rewrite strategy** WRPKRU sequences that span two or more instructions can be “broken” by inserting a 1 byte nop between any two consecutive instructions. The nop can be chosen to not coincide with any individual byte of the WRPKRU (0x0F, 0x01 and 0xEF) to ensure that the nop itself does not cause a new WRPKRU to be generated. For example, the nop 0x90 works.

A WRPKRU sequence that lies entirely within a longer instruction can be eliminated by finding an alternate, equivalent instruction or an equivalent list of instructions. Doing so systematically requires an understanding of x86 instruction coding. An x86 instruction consists of: (i) an opcode field (possibly with prefix), (ii) a MOD R/M field that determines the addressing mode and includes the code for a register operand, (iii) an optional SIB field that specifies registers for indirect memory addressing, and (iv) optional displacement and/or immediate fields which specify constant offsets for memory operations and other constant operands.

Our strategy for rewriting an instruction containing WRPKRU as a subsequence depends on the fields with which the WRPKRU subsequence overlaps. Table 1 summarizes our strategy. This strategy is *complete*: Any instruction containing WRPKRU as a subsequence can be rewritten to a functionally equivalent list of instructions without WRPKRU. We describe our strategy below.

If the WRPKRU sequence lies entirely in the opcode field, then the instruction *is* WRPKRU. As explained earlier, this case is handled by adding a permission check after the instruction to make the WRPKRU safe.

If the sequence overlaps with the MOD R/M field,

we change the register operand of the instruction. This changes the register’s code in the MOD R/M field and eliminates the WRPKRU sequence. Doing so requires finding an unused register. If such a register exists, we can use it, else we have to rewrite to push an existing register to the stack, use it in the instruction, and then pop it back. (See lines 2 and 3 in Table 1.)

If the sequence overlaps with the displacement or immediate field, we change the mode of the instruction to not use a constant, but a register. The constant is computed in the register before the instruction (lines 4 and 6). If a free register is available, we use it, else we have to push and pop a register. Two instruction-specific optimizations are possible. If the instruction is jump-like, then the jump target can be relocated in the binary; this changes the displacement in the instruction, eliminating the need for the extra register (line 5). On the other hand, if the instruction is an associative arithmetic operation such as an addition, then that operation can be performed in two increments, without using an extra register (line 7).

We never rewrite the SIB field. This does not affect the completeness of our approach since any WRPKRU occurrence must overlap with at least one non-SIB field (the SIB field is only 1 byte long while WRPKRU is 3 bytes long).

**Implementing the rewriting** The rewrite strategy described above can be implemented in a number of ways. It can be incorporated in the codegen phase of a compiler, which converts the compiler’s intermediate representation (IR) to machine instructions. Whenever the standard



codegen outputs an unsafe WRPKRU, the surrounding instructions in the corresponding IR can be immediately replaced by equivalent, WRPKRU-free instructions (as described above), and codegen can be run again on the updated IR.

For programs whose source code is not available, the rewrite strategy can be applied through binary rewriting. A standalone tool can scan the binary for unsafe WRPKRUs. If it finds any, it can disassemble the binary to determine the instructions surrounding each unsafe WRPKRU, and rewrite them using the rules described above. Owing to the general difficulty of disassembling x86 binaries, it may not be possible to disassemble the neighborhood of all WRPKRUs. In such cases, a complementary *runtime* rewriting technique can be built. If the kernel discovers an unsafe WRPKRU on an executable page during its routine scan, it can overwrite the mapped page with 1 byte trap instructions, and store the original page in reserve, without mapping it. Subsequently, if there is a jump into the page, a trap will occur and the trap handler will have discovered an entry point into the page. It can then disassemble the reserved page from that point on, rewriting any discovered WRPKRU occurrences, and copying the WRPKRU-free sequences back to the original page. This technique is transparent to the application, has an overhead proportional to the number of entry points into the page and maintains the invariant that no unsafe WRPKRU sequences are ever executable.

To test our rewriting, we implemented it in a standalone binary rewriting tool relying on Dyninst [7] for disassembly. Experimenting with Linux binaries, we found that DynInst was able to disassemble the instructions surrounding 82.9% to 90% of WRPKRU occurrences (depending on the Linux distribution) and we were able to rewrite all these occurrences successfully. The remaining WRPKRU occurrences could not be disassembled due to lack of the control flow graph, which makes a strong case for either integrating our rewriting strategy with a compiler or using runtime rewriting in addition. We did not encounter any of the remaining WRPKRU occurrences during our performance experiments (Section 7).

## 5 Use Cases

While ERIM can be used to isolate sensitive data in any application, it distinguishes itself from existing isolation techniques when the application needs to switch to the trusted component very frequently, at the order of  $10^5$  to  $10^6$  times a second. Typical use cases for ERIM would be isolation of frequently-accessed cryptographic keys, or a rapidly invoked inlined reference monitor that wants to protect its metadata. In the following, we describe two concrete applications that we evaluate in Section 7.

**Isolating cryptographic keys in web servers** Web servers use cryptographic keys to authenticate themselves to clients and to encrypt data. Vulnerabilities in the cryptography library or in the web server’s code can be exploited to steal the keys from memory (the infamous Heartbleed bug in OpenSSL is a notable example [23]). One way to defend against such exploits is to isolate the keys in a protected region in memory, which is directly accessible only to cryptographic routines that really need the keys and that have been vetted to not have vulnerabilities. In fact, for long-term signing keys, which are accessed relatively infrequently, such isolation can be achieved with low overhead using existing isolation techniques like lwCs [19] or SeCage [20].

However, no existing technique can isolate *session keys* without significant overhead. Session keys can be accessed up to several hundred thousand times per second per core in high performance web servers, and at this rate, the overhead of crossing the isolation boundary becomes significant for existing techniques. On the other hand, ERIM can handle this rate of switching easily. To verify this, we implemented session key isolation in the web server nginx. We partitioned OpenSSL’s low-level crypto library (libcrypto) to isolate the session keys and basic crypto routines from the rest of the application. We show in Section 7 that the overhead on the web server’s throughput is small.

**Protecting the sensitive region in CPI** Code-pointer integrity (CPI) [16] protects against control flow hijack attacks using a compiler transformation that inlines a reference monitor to protect the integrity of code pointers. CPI distinguishes *sensitive objects*—code pointers and objects that can directly or indirectly lead to code pointers—from all other *non-sensitive* objects. It relocates all sensitive objects to a *safe region*, which is not writable directly (but is readable freely since confidentiality is not a goal). To write the safe region, the compiler introduces an intrinsic function which has the privilege to write the region. This function makes a bounds-check prior to writing to the safe region (to prevent exploitation), and is inserted in the code wherever a sensitive object is updated. However, writes to non-sensitive objects have no bounds checks for efficiency, so isolation of the safe region is essential. CPS is a variant of CPI that only isolates objects that contain code pointers, but not those objects that indirectly lead to code pointers. Isolating only this reduced set of objects reduces runtime overhead, but trades off some security.

CPI’s basic design is orthogonal to the technique used to isolate the safe region. However, since accesses to the safe region can be quite frequent—up to several million times a second in some benchmarks—the switching cost has to be negligible. The original CPI paper [16] uses ASLR for isolation in its evaluation. ASLR in-

curs almost no switching overhead, but ASLR was subsequently shown to be ineffective for data isolation. Existing memory isolation techniques incur a lot of overhead with CPI.

We isolate CPI’s safe region using ERIM configured to provide integrity only (Section 3.7), and override the compiler’s intrinsic write function to invoke a call gate to a small function that performs the bounds check and does the write. The compiler, in this case, inlines both the ERIM call gate and the small function at every write to the safe region. As we show in Section 7, this design adds only a small amount of overhead to CPI over ASLR on most benchmarks, but provides strong isolation, which ASLR does not provide. (MemSentry [15] also proposes the use of MPKs for isolating CPI’s safe region, but does not actually build or evaluate this use-case.)

## 6 Implementation

We have implemented a prototype of ERIM on Linux. The prototype includes a new syscall that T uses to provide valid entry points to the kernel. We also wrote a Linux Security Module (LSM) hook that intercepts all mmap and mprotect calls, and implements binary inspection of executable pages. In the case of mmap, we first map the page read-only, perform the scan, and if the scan succeeds, remap the page in executable mode. Our changes to the kernel total 500 LoC. Our implementation also includes the ERIM runtime library, which provides a memory allocator over  $M_T$ , call gates, and the ERIM initialization code. These comprise 1300 LoC. Finally, our implementation includes a standalone tool to rewrite inadvertent WRPKRU occurrences. This tool, described in Section 4, comprises approximately of 2250 LoC.

## 7 Evaluation

We evaluate ERIM using microbenchmarks and in two applications: to protect a web server’s (nginx’s) session keys and to protect the safe region of CPI. We perform our experiments on Dell PowerEdge R640 machines with 16-core MPK-enabled Intel Xeon Gold 6142 2.6GHz CPUs (with Turbo Boost and SpeedStep disabled), 384GB memory, 10Gbps Ethernet links, running Debian 8. For the CPI experiment, we use the Levee prototype v0.2 available from <http://dslab.epfl.ch/proj/cpi/> and Clang v3.3.1 including its CPI compile pass, runtime library extensions and link-time optimization. For the nginx experiment, we use nginx v1.12.1 and OpenSSL v1.1.1. We chose ECDHE-RSA-AES128-GCM-SHA256 for the cipher, which uses AES128-GCM for symmetric encryption.

### 7.1 Microbenchmarks

**Switch cost** We performed a microbenchmark to measure the overhead of invoking a function with and with-

Call type	Cost (cycles)
Inlined call (no switch)	5
Direct call (no switch)	8
Indirect call (no switch)	19
Inlined call + switch	60
Direct call + switch	69
Indirect call + switch	99
getpid system call	152
lwC switch [19] (Skylake CPU)	6050

Table 2: Cycle counts for basic call and return

out a switch to a trusted component. The function adds a constant to an integer argument and returns the result. Table 2 shows the cost of invoking the function, in cycles, as an inlined function (I), as a directly called function (DC), and as a function called via a function pointer (FP). For reference, the table also includes the cost of a simple syscall (getpid), as well as the cost of an lwC switch (lwCs are a kernel-based isolation mechanism [19]).

In our microbenchmark, calls with an ERIM domain switch are between 55 and 80 cycles more expensive than their no-switch counterparts. The most expensive indirect call costs less than the simplest system call (getpid). Compared to a lwC switch, which switches address spaces to isolate memory, ERIM domain switches are up to 100x faster.

Because the CPU must not reorder loads and stores with respect to a WRPKRU instruction, the overhead of a switch depends on the CPU pipeline state at the time of the WRPKRUs in the switch. In experiments described later in this section, we observed average overheads ranging from 11 to 120 cycles per switch in the context of real applications. At a clock rate of 2.6GHz, these correspond to overheads of 0.04% and 0.46% for 100,000 switches per second, respectively. This is significantly lower than the overhead of any kernel- or hypervisor-based isolation.

**Binary inspection cost** To determine the cost of ERIM’s binary inspection, we measured the time the kernel spends in scanning the binaries of each of 17 applications in the SPEC 2006 CPU benchmark, which range in binary size from 9 to 3918 4KB pages and, when compiled with CPI (see next section), contain between 35 and 63765 WRPKRU instructions. The overhead is largely independent of the number of WRPKRU instructions and ranges between 5.2 and 7.6 microseconds per page. Even for the largest binary, this amounts to only 23.5 milliseconds, a tiny fraction of the typical runtime of a process.

### 7.2 Protecting sensitive data in CPS/CPI

As explained in Section 5, we use ERIM to isolate the safe region of CPS and CPI [16] in a separate domain.

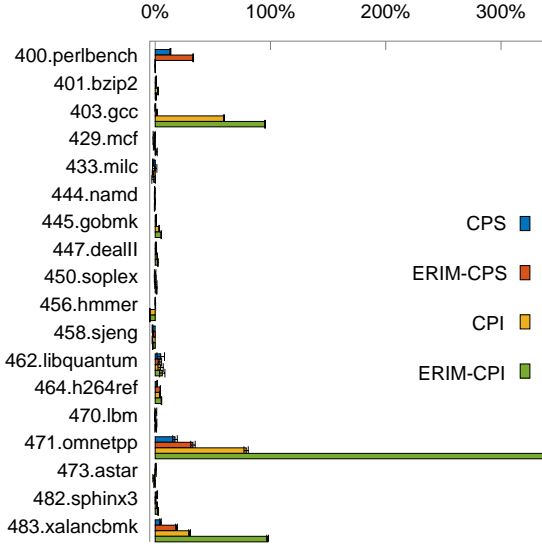


Figure 1: Percentage overhead relative to no protection. Error bars show standard deviation over 5 runs.

We modified CPI’s LLVM compiler pass to emit additional ERIM switches, which bracket any code that modifies the safe region. The switch code, as well as the instructions modifying the safe region, are inlined with the application code.

In addition, we implemented simple optimizations to safely reduce the frequency of ERIM domain switches. For instance, the original implementation initializes sensitive code pointers to zero during initialization. Rather than generate a domain switch for each pointer initialization, we generate loops of pointer set operations that are bracketed with a single pair of ERIM domain switches. This is safe, because the loop relies on direct jumps and the code to set a pointer is inlined in the loop’s body.

Like the original CPI paper [16], we evaluate the overhead of the original and our ERIM-protected CPI system on the SPEC CPU 2006 benchmarks. We compiled the benchmarks with the unmodified Levee prototype producing CPS and CPI protected versions using ASLR for isolation (the default technique used in the original paper), as well as our modified compiler/runtime that uses ERIM for isolation.

Figure 1 shows the average runtime overhead over five runs of the original CPS/CPI and CPS/CPI with ERIM (ERIM-CPI/CPS), both normalized to the unprotected SPEC benchmark compiled with Clang. We were unable to obtain results for 400.perlbench for CPI and 453.povray for both CPS and CPI. The 400.perlbench benchmark does not halt when compiled with CPI and the SPEC internal result verification for 453.povray fails due to unexpected output. These problems exist in the

Benchmark	Switches/sec	CPI Overhead (%) with ERIM
403.gcc	13,454,647	22.3
445.gobmk	1,055,994	1.77
447.dealII	1,270,582	0.56
450.soplex	408,192	0.6
464.h264ref	1,684,572	1.22
471.omnetpp	36,578,718	144.02
482.sphinx	1,148,883	0.84
483.xalancbmk	21,448,977	52.22

Table 3: Domain switch rates of selected SPEC CPU benchmarks and overheads for ERIM-CPI, relative to the original CPI with ASLR.

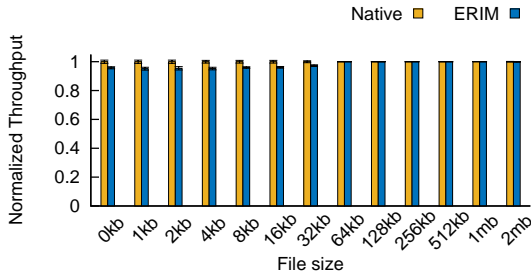
code generated by the Levee CPS/CPI prototype with CPS/CPI enabled (-fcps/-fcpi), not our modifications.

The overheads for all versions of CPS relative to the native SPEC are low, and the relative overhead for ERIM isolation is within 2.6% on all benchmarks except perlbench, omnetpp and xalancbmk that have up to 17.3% relative overhead with ERIM.

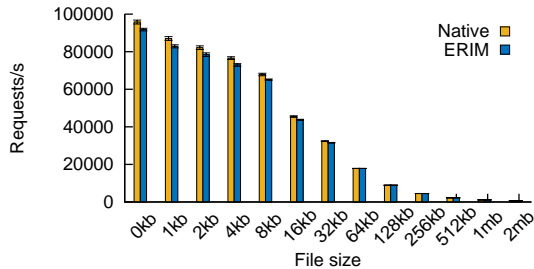
For CPI, the overheads relative to the native SPEC are also low except on the gcc, omnetpp, and xalancbmk benchmarks. The geometric means of the overheads of the original CPI and ERIM-CPI across all benchmarks are 4.7% and 5.6%, respectively. The additional overhead of the ERIM-protected versions on these benchmarks is proportional to the overhead of the original CPS/CPI version. Table 3 shows the switching rate of the SPEC CPU benchmarks that require more than 100,000 switches/sec, and the associated overhead of the ERIM-CPI configuration, relative to the original CPI over ASLR (not to an unprotected baseline as in Figure 1). The observations are consistent with an overhead of 0.07%-0.39% for 100,000 switches per second. For the remaining benchmarks, ERIM-CPI’s overhead is generally proportional to the switching rate, and consistent with a cost of 0.23%–0.27% for 100,000 switches a second (60–70 cycles per switch).

The reason for the high rate of switches required for the gcc, omnetpp, and xalancbmk benchmarks are frequent pointer set operations. Profiling the execution of these applications indicated that tight loops with pointer updates are the main contributors. Due to the nature of switching for every update, ERIM suffers from these frequent pointer updates. An additional optimization pass could lift the domain switches out of the loops safely by using only direct control flow instructions and enforcing store instructions to be bound to the application memory, but we have not yet implemented this.

These results show that ERIM can support inlined reference monitors very efficiently while offering hardware-



(a) ERIM throughput normalized to native. Standard deviations were all below 1.1%.



(b) Average number of requests per second, native and ERIM. Standard deviations were all below 1.1%.

Figure 2: Nginx throughput with one worker, with and without ERIM protection, with varying request sizes.

based isolation for switching rates of up to a million per second. Beyond this rate, the overhead becomes noticeable.

### 7.3 Protecting SSL/TLS session keys

As described in Section 5, we use ERIM to isolate SSL session keys in a high performance web server, nginx. We modified the OpenSSL libcrypto to isolate the keys and the functions for AES key allocation and encryption/decryption in an ERIM trusted component. We rely on ERIM call gates to invoke these protected functions. For efficient transfer of data buffers, the trusted component has read/write access to the web server component, but not vice versa.

Our goal is to measure ERIM’s overhead on the peak throughput of nginx. To start, we configure nginx to run a *single* worker pinned to a CPU core, and connect to it remotely from 4 concurrent ApacheBench instances over HTTPS with keep-alive.<sup>3</sup> Each instance simulates 75 concurrent clients, for a total of 300 concurrent clients. The clients all request the same file, whose size we vary from 0 to 2MB across experiments. Figure 2a shows the throughput of ERIM-protected nginx relative to our baseline—native nginx without any protection—for different request sizes. Figure 2b shows the absolute throughputs in requests/s. All numbers are averages of 10 runs.

ERIM-protected nginx provides a throughput within 95.18% of the unprotected server for all request sizes. To explain the overhead further, we list the number of ERIM switches per second in the nginx worker and the worker’s CPU utilization in Table 4 for request sizes up to 128KB. The overhead shows a general trend up to requests of size 32 KB: The worker’s core remains saturated but as the request size increases, the number of ERIM switches per second decrease, and so does ERIM’s relative overhead. The observations are consistent with an overhead

of about 0.32%–0.46% for 100,000 switches per second. For request sizes of 64KB and higher, the 10Gbps network card saturates, so the worker does not utilize its CPU core completely in the baseline. The free CPU cycles absorb ERIM’s CPU overhead, so ERIM’s throughput matches that of the baseline.

Note that this is an extreme test case for a web server. Here, the web server does almost nothing but serving the same cached file repeatedly. To get a more realistic assessment, we set up nginx to serve from a 571 MB corpus of 15,520 static HTML Wikipedia pages snapshotted in 2006 [30]. File sizes vary from 417 bytes to 522 KB (average size 37.7 KB). 75 keep-alive clients request random pages (selected based on pageviews on Wikipedia [31]). The average throughput with a single nginx worker was 22,415 requests/s in the base line and 21,802 requests/s with ERIM (std. devs. below 0.6% in both cases). On average, there were 615,000 switches a second. This corresponds to a total overhead of 2.7%, or about 0.44% for 100,000 switches a second.

**Scaling with multiple workers** To verify that ERIM scales well with cores, we re-ran the first experiment above with 3, 5 and 10 nginx workers each pinned to a separate core. Table 5 shows the baseline throughput and the relative throughput of ERIM. We used 600, 600 and 1,200 concurrent clients, respectively; these sufficed to saturate the workers. The table only lists requests up to sizes 8KB, 4KB and 2KB, respectively because beyond these request sizes, the network card saturates and the throughput of the ERIM-protected nginx equals that of the baseline. For comparison, the second and third columns of the table repeat the numbers of the 1 worker configuration of Table 4.

In the baseline, nginx’s throughput scales quite well with the number of workers. Importantly, the relative overhead of ERIM’s protection does not increase with the number of cores. Thus, ERIM scales with multi-core parallelism. This is unsurprising given that updates to the PKRU of a core affect execution on that core only.

<sup>3</sup>ApacheBench or `ab` is a standard tool for testing web server performance.



File size (KB)	Throughput			Switches/s	CPU load	
	Native (req/s)	ERIM (req/s)	ERIM rel. (%)		Native	ERIM
0	95,761	91,764	95.83	1,286,573	100.0	100.0
1	87,022	82,825	95.18	1,161,427	100.0	100.0
2	82,137	78,390	95.44	1,099,331	100.0	100.0
4	76,562	72,926	95.25	1,022,850	100.0	100.0
8	67,855	65,130	95.98	935,644	100.0	100.0
16	45,483	43,710	97.10	788,556	100.0	100.0
32	32,381	31,508	97.31	758,151	100.0	99.97
64	17,827	17,828	100.00	679,423	96.7	98.7
128	8,937	8,937	99.99	556,159	86.4	87.8

Table 4: Nginx throughput with a single worker. The standard deviation is below 1.5% in all cases.

File size (KB)	1 worker		3 workers		5 workers		10 workers	
	Native (req/s)	ERIM rel. (%)	Native (req/s)	ERIM rel. (%)	Native (req/s)	ERIM rel. (%)	Native (req/s)	ERIM rel. (%)
0	95,761	95.83	276,736	96.05	466,419	95.67	823,471	96.40
1	87,022	95.18	250,565	94.50	421,656	96.08	746,278	95.47
2	82,137	95.44	235,820	95.12	388,926	96.60	497,778	100.00
4	76,562	95.25	217,602	94.91	263,719	100.00		
8	67,855	95.98	142,680	100.00				

Table 5: Nginx throughput with multiple workers. The standard deviation is below 1.5% in all cases.

Therefore, ERIM adds no new synchronization.

**Comparison to kernel-based isolation** In Appendix A, we use our nginx experiment to compare ERIM to kernel-based isolation. Briefly, we find that ERIM’s overheads are significantly lower than those of kernel-based isolation.

## 8 Conclusion

ERIM provides hardware-strength in-process isolation with an overhead less than 0.5% for 100,000 switches per second. As a result, it can provide strong security for applications that require a very high rate of invocation. ERIM achieves this performance by combining the Intel MPK ISA extension with kernel binary inspection to prevent exploitation of the user-level domain switch instruction.

Our experimental evaluation shows that ERIM can isolate session keys in a high-performance web server with low throughput overhead at switching rates of the order of hundreds of thousands per second, and can protect the sensitive data of the CPS/CPI runtime with low overhead as long as the number of domain switches required per second remain within a few million per second.

Going further, we believe that ERIM could also play a significant role in a comprehensive defense against side-channel attacks like Meltdown and Spectre [18, 14]. In particular, once an application has been separated into

components using a technique like ERIM, the impact of a vulnerability (including a side-channel vulnerability) in the code of a component X is limited to data that can be read from X. ERIM goes beyond existing isolation techniques by supporting very fine-grained components with low overhead. However, a full development of the use of ERIM in a defense against side-channel attacks remains future work.

## References

- [1] ARM. Developer guide: ARM memory domains. <http://infocenter.arm.com/help/>, 2001.
- [2] BELAY, A., BITTAU, A., AND MASHTIZADEH, A. Dune: safe user-level access to privileged cpu features. In *Proceedings of USENIX Symposium on Operating Systems Design and Implementation (OSDI)* (2012).
- [3] BITTAU, A., AND MARCHENKO, P. Wedge: splitting applications into reduced-privilege compartments. In *Proceedings of Networked System Design and Implementation (NSDI)* (2008).
- [4] CHEN, Y., REYMONDJOHNSON, S., SUN, Z., AND LU, L. Shreds: Fine-Grained Execution Units with Private Memory. In *Proceedings of IEEE Symposium on Security and Privacy (Oakland)* (2016).
- [5] CORP., I. Software Guard Extensions Pro-

- gramming Reference. <https://software.intel.com/sites/default/files/managed/48/88/329298-002.pdf>, 2014.
- [6] CORPORATION, I. Intel(R) 64 and IA-32 Architectures Software Developer’s Manual. *Architecture* (2016).
- [7] DYNINST. Dyninst: An application program interface (api) for runtime code generation. <http://www.dyninst.org>.
- [8] EVANS, I., FINGERET, S., GONZALEZ, J., OTGONBAATAR, U., TANG, T., SHROBE, H., SIDIROGLOU-DOUSKOS, S., RINARD, M., AND OKHRAVI, H. Missing the point(er): On the effectiveness of code pointer integrity. In *Proceedings of IEEE Symposium on Security and Privacy (Oakland)* (2015).
- [9] GÖKTAS, E., GAWLIK, R., KOLLEND, B., ATHANASOPOULOS, E., PORTOKALIDIS, G., GIUFFRIDA, C., AND BOS, H. Undermining Information Hiding (and What to Do about It). In *Proceedings of USENIX Security Symposium* (2016).
- [10] GUAN, L., LIN, J., LUO, B., JING, J., AND WANG, J. Protecting private keys against memory disclosure attacks using hardware transactional memory. In *Proceedings of IEEE Symposium on Security and Privacy (Oakland)* (2015).
- [11] HOMESCU, A., BRUNTHALER, S., LARSEN, P., AND FRANZ, M. librando: Transparent Code Randomization for Just-in-Time Compilers. *Proceedings of ACM SIGSAC Conference on Computer and Communications Security (CCS)* (2013).
- [12] HSU, T. C.-H., HOFFMAN, K., EUGSTER, P., AND PAYER, M. Enforcing least privilege memory views for multithreaded applications. In *Proceedings of ACM SIGSAC Conference on Computer and Communications Security (CCS)* (2016).
- [13] HUND, R., WILLEMS, C., AND HOLZ, T. Practical timing side channel attacks against kernel space ASLR. In *Proceedings of IEEE Symposium on Security and Privacy (Oakland)* (2013).
- [14] KOCHER, P., GENKIN, D., GRUSS, D., HAAS, W., HAMBURG, M., LIPP, M., MANGARD, S., PRESCHER, T., SCHWARZ, M., AND YAROM, Y. Spectre attacks: Exploiting speculative execution. ArXiv e-prints 1801.01203, Jan. 2018.
- [15] KONING, K., CHEN, X., BOS, H., GIUFFRIDA, C., AND ATHANASOPOULOS, E. No Need to Hide: Protecting Safe Regions on Commodity Hardware. In *Proceedings of ACM European Conference on Computer Systems (EuroSys)* (2017).
- [16] KUZNETSOV, V., SZEKERES, L., AND PAYER, M. Code-pointer integrity. In *Proceedings of USENIX Symposium on Operating Systems Design and Implementation (OSDI)* (2014).
- [17] LIMITED, A. ARM Security Technology. [http://infocenter.arm.com/help/topic/com.arm.doc.prd29-genc-009492c/PRD29-GENC-009492C\\_trustzone\\_security\\_whitepaper.pdf](http://infocenter.arm.com/help/topic/com.arm.doc.prd29-genc-009492c/PRD29-GENC-009492C_trustzone_security_whitepaper.pdf), 2009.
- [18] LIPP, M., SCHWARZ, M., GRUSS, D., PRESCHER, T., HAAS, W., MANGARD, S., KOCHER, P., GENKIN, D., YAROM, Y., AND HAMBURG, M. Meltdown. ArXiv e-prints 1801.01207, Jan. 2018.
- [19] LITTON, J., VAHLDIEK-OBERWAGNER, A., ELNIKETY, E., GARG, D., BHATTACHARJEE, B., AND DRUSCHEL, P. Light-Weight Contexts: An OS Abstraction for Safety and Performance. In *Proceedings of USENIX Symposium on Operating Systems Design and Implementation (OSDI)* (2016).
- [20] LIU, Y., ZHOU, T., CHEN, K., CHEN, H., AND XIA, Y. Thwarting Memory Disclosure with Efficient Hypervisor-enforced Intra-domain Isolation. In *Proceedings of ACM SIGSAC Conference on Computer and Communications Security (CCS)* (2015).
- [21] LU, K., SONG, C., LEE, B., CHUNG, S. P., KIM, T., AND LEE, W. ASLR-Guard: Stopping Address Space Leakage for Code Reuse Attacks. In *Proceedings of ACM SIGSAC Conference on Computer and Communications Security (CCS)* (2015).
- [22] MCCUNE, J. M., LI, Y., QU, N., ZHOU, Z., DATTA, A., GLIGOR, V., AND PERRIG, A. Trustvisor: Efficient tcb reduction and attestation. In *Proceedings of IEEE Symposium on Security and Privacy (Oakland)* (2010).
- [23] MITRE. CVE-2014-0160. <https://nvd.nist.gov/vuln/detail/CVE-2014-0160>, 2014.
- [24] OIKONOMOPOULOS, A., ATHANASOPOULOS, E., BOS, H., AND GIUFFRIDA, C. Poking Holes in Information Hiding. In *Proceedings of USENIX Security Symposium* (2016).
- [25] SHACHAM, H., PAGE, M., PFAFF, B., GOH, E.-J., MODADUGU, N., AND BONEH, D. On the effectiveness of address-space randomization. In *Proceedings of ACM SIGSAC Conference on Computer and Communications Security (CCS)* (2004).
- [26] SHARIF, M. I., LEE, W., CUI, W., AND LANZI, A. Secure in-vm monitoring using hardware virtualization. In *Proceedings of ACM SIGSAC Conference on Computer and Communications Security (CCS)* (2009).
- [27] SHI, L., WU, Y., XIA, Y., DAUTENHAHN, N., CHEN, H., ZANG, B., GUAN, H., AND LI, J. Deconstructing xen. In *Proceedings of Network and*

*Distributed System Security Symposium (NDSS)* (2017).

- [28] TEAM, T. C. Clang 5 documentation: Safestack. <http://clang.llvm.org/docs/SafeStack.html>, 2017.
- [29] WAHBE, R., LUCCO, S., ANDERSON, T. E., AND GRAHAM, S. L. Efficient software-based fault isolation. In *Proceedings of ACM Symposium on Operating Systems Principles (SOSP)* (1993).
- [30] WIKIMEDIA FOUNDATION. Static HTML dump. <http://dumps.wikimedia.org/>, 2008.
- [31] WIKIMEDIA FOUNDATION. Page view statistics April 2012. <http://dumps.wikimedia.org/other/pagecounts-raw/2012/2012-04/>, 2012.
- [32] YEE, B., SEHR, D., DARDYK, G., CHEN, J. B., MUTH, R., ORMANDY, T., OKASAKA, S., NARULA, N., AND FULLAGAR, N. Native client: A sandbox for portable, untrusted x86 native code. In *Proceedings of IEEE Symposium on Security and Privacy (Oakland)* (2009).

## A ERIM vs kernel-based isolation

In this appendix, we compare ERIM’s protection overheads to those of kernel-based isolation. Specifically, we compare ERIM to light-weight contexts (lwCs) [19], a recent OS kernel mechanism that exploits modern hardware features for efficiency, but requires a syscall to switch protection domains. Since lwCs were implemented only for FreeBSD, whose current kernel supports neither MPKs nor our Xeon Gold machines, we run this comparison experiment on an older machine without MPK support and use an emulation of WRPKRU to account for ERIM’s overhead. Our WRPKRU emulation is described in Section A.1. Prior to running the comparison, we validate that overheads induced by our emulation are similar to those induced by ERIM by running both side-by-side on the CPI application of Section 7.3. All experiments described here were performed on Dell OptiPlex 7040 machines with 4-core Intel Skylake i5-6500 CPUs clocked at 3.2GHz, 16GB memory, 10 Gbps Ethernet cards, running FreeBSD 11.

### A.1 Emulating WRPKRU

This section describes how we emulate WRPKRU to compare ERIM to lwCs. WRPKRU basically moves the value of the `eax` register to the PKRU register. However, since the instruction impacts the validity of subsequent loads/stores, the instruction cannot be re-ordered relative to surrounding load/store instructions in the execution pipeline. We emulate the cost of WRPKRU using a sequence of `xor` instructions that have no net functional effect (except consuming CPU cycles), followed by `RDTSCP`, which causes a pipeline stall and prevents

```

for(i = 0; i < 5; i++) {
    xor eax, ecx
    xor ecx, eax
    xor eax, ecx
}
rdtscp

```

Listing 2: WRPKRU emulation using RDTSCP and XorSwitch

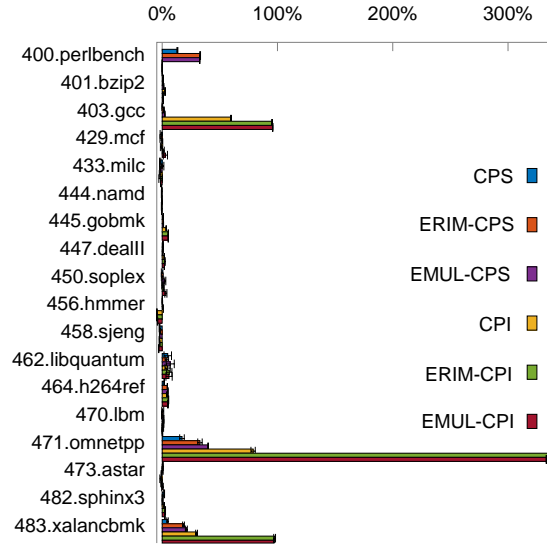


Figure 3: Percentage overhead of CPI/CPS with ERIM and an emulation of WRPKRU (EMUL-CPI/EMUL-CPS), relative to no protection. Error bars show standard deviation over 5 runs.

instruction re-ordering. The emulation code is shown in Listing 2.

**Validation** To validate that our emulation estimates overheads close to those of the actual WRPKRU instruction, we re-run the CPI/CPS benchmarks of Section 7.3 with WRPKRU emulation in place of the actual WRPKRU instruction. Figure 3 reproduces ERIM’s relative overheads on various benchmarks from Figure 1 but additionally lists the relative overheads using the WRPKRU emulation (lines EMUL-CPI and EMUL-CPS). Table 6 lists the precise overheads for CPI on benchmarks that have high switching rates. As can be seen, the overheads of the emulation are very close to actual ERIM’s overheads on all benchmarks.

Note from Table 6 that our emulation is not perfect, but quite close to the actual in terms of overhead. Emulating the performance of WRPKRU perfectly is difficult since emulation cannot exactly reproduce the effects of

Benchmark	Switches/sec	CPI Overhead (%)	
		ERIM	EMUL
403.gcc	13,454,647	22.3	22.68
445.gobmk	1,055,994	1.77	1.76
447.dealII	1,270,582	0.56	0.17
450.soplex	408,192	0.6	2.56
464.h264ref	1,684,572	1.22	0.86
471.omnetpp	36,578,718	144.02	142.26
482.sphinx	1,148,883	0.84	0.65
483.xalancbmk	21,448,977	52.22	51.74

Table 6: Domain switch rates of selected SPEC CPU benchmarks and overheads for ERIM-CPI and EMUL-CPI, relative to standard CPI.

WRPKRU on the execution pipeline. (WRPKRU must prevent the reordering of loads and stores with respect to itself.) Depending on the specific benchmark, our emulation slightly over- or under-estimates the actual performance impact of WRPKRU due to the reason mentioned above. We also observed that emulations of WRPKRU using LFENCE or MFENCE (the latter was suggested by [15]) in place of RDTSCP incur too little or too much overhead relative to the actual WRPKRU.

## A.2 Comparison to light-weight contexts (lwCs)

Next, we use our nginx experiment (Section 7.3) to compare the performance of ERIM-based isolation to that of lwC-based isolation. As opposed to ERIM switches, which operate entirely in userspace, lwC switches are

syscalls. We create a second instance of nginx that uses an lwC (in place of an ERIM component) to isolate session keys and basic cryptographic functions. We allocate data buffers in a memory region that is shared between the protected lwC and the web server lwC to facilitate efficient data sharing. The overhead of WRPKRU is emulated as explained in Section A.1.

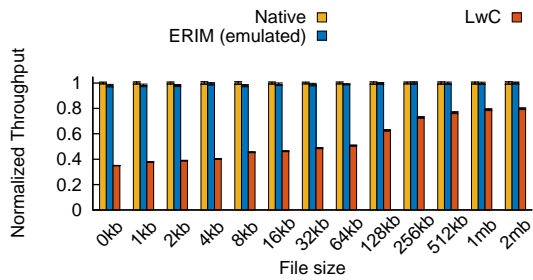
Fig. 4a depicts the overhead of the ERIM- and lwC-based variants relative to the native baseline of an unmodified nginx, averaged over 20 runs. Nginx is configured to run one worker and serves 4 ApacheBench instances each simulating 75 clients accessing a static file via HTTPS with keep-alive.

The ERIM-based emulation provides throughput within 97.88% (within 99% for files 64KB and larger) of the unprotected native server, whereas the lwC-based isolation is limited to 50% of the native server throughput for small files and up to 80% for large (2MB) files. The reason is the cost of lwC switch syscalls, which is too high given the rate of invocations of the encryption functions.

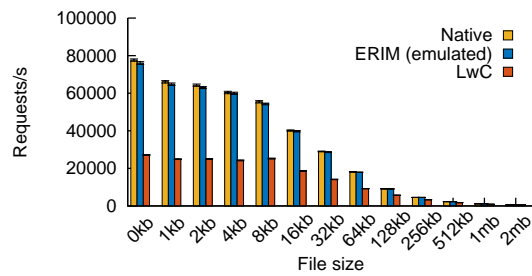
Figure 4b shows the absolute number of served requests per second for the same experiment. The lwC-based nginx cannot sustain more than 26,500 req/s, whereas ERIM performs close to the native implementation. At 64KB files we saturate the 10Gbit network link resulting in lower req/s for the native baseline and ERIM.

This shows that ERIM-based isolation is *significantly* more efficient than kernel-based isolation (lwCs).





(a) ERIM and lwc throughput normalized to native. Standard deviations were all below 1.1%.



(b) Average number of requests per second, native, ERIM and lwc. Standard deviations were all below 1.1%.

Figure 4: Nginx throughput with one worker, with emulated ERIM protection and with lwc's, with varying request sizes.