
A UNIVERSALITY THEOREM FOR ALLOWABLE SEQUENCES WITH APPLICATIONS

Udo Hoffmann* and Keno Merckx*

ABSTRACT. Order types are a well known abstraction of combinatorial properties of a point set. By Mnëv’s universality theorem for each semi-algebraic set V there is an order type with a realization space that is *stably equivalent* to V . We consider realization spaces of *allowable sequences*, a refinement of order types. We show that the realization spaces of allowable sequences are *universal* and consequently deciding the realizability is complete in the *existential theory of the reals* ($\exists\mathbb{R}$). This result holds even if the realization space of the order type induced by the allowable sequence is non-empty. Furthermore, we argue that our result is a useful tool for further geometric reductions. We support this by giving $\exists\mathbb{R}$ -hardness proofs for the realizability of abstract convex geometries and for the recognition problem of visibility graphs of polygons with holes using the hardness result for allowable sequences. This solves two longstanding open problems.

1 Introduction

Combinatorial abstractions of properties of point sets are a useful tool in computational geometry. For example, many algorithms on point sets only require the *order type* instead of the exact coordinates of the points, which makes many algorithms in computational geometry purely combinatorial. We recall the definition of an (*abstract*) *order type*. A *chirotope* of a point set P in the plane is the mapping $\chi : P^3 \rightarrow \{-1, 0, 1\}$, where

$$\chi(p_1, p_2, p_3) = \operatorname{sgn} \begin{pmatrix} p_{1_x} & p_{1_y} & 1 \\ p_{2_x} & p_{2_y} & 1 \\ p_{3_x} & p_{3_y} & 1 \end{pmatrix}.$$

The map χ encodes an orientation (clockwise, collinear, or counterclockwise) for triples of points. For a set E , the pair (E, χ) is an *abstract order type* if $\chi : E^3 \rightarrow \{-1, 0, 1\}$ satisfies the *rank 3 chirotope axioms*: for any $p_1, p_2, p_3, q_1, q_2, q_3$ in E ,

1. χ is not identically zero.
2. $\chi(p_{\sigma(1)}, p_{\sigma(2)}, p_{\sigma(3)}) = \operatorname{sgn}(\sigma)\chi(p_1, p_2, p_3)$ for $p_1, p_2, p_3 \in E$ and any permutation σ .
3. If $\chi(q_1, p_1, p_2)\chi(p_1, q_2, q_3) \geq 0$ and $\chi(q_2, p_1, p_2)\chi(q_1, p_1, q_3) \geq 0$ and $\chi(q_3, p_1, p_2)\chi(q_1, q_2, p_1) \geq 0$ then $\chi(p_1, p_2, p_3)\chi(q_1, q_2, q_3) \geq 0$.

* *Université libre de Bruxelles*, hoffmann.odu@gmail.com, keno.merckx@ulb.ac.be

An abstract order type (P, χ) is *realizable* if there exists a point set in the plane with order type χ . The sign conditions given for three points translates geometrically into a clockwise ($\chi(p_1, p_2, p_3)$ negative) or counterclockwise ($\chi(p_1, p_2, p_3)$ positive) orientation of the points p_1, p_2, p_3 . The concept of (abstract) order types appears under different names in the literature, for example oriented matroids and CC-systems [32] (counterclockwise-systems).

It is a natural question to ask how the point sets that agree with the combinatorial description – the *realization space* – looks like. For order types this question was answered by Mnëv [39] with his famous universality theorem: For each *primary semi-algebraic* set S (a set described by strict polynomial inequalities and polynomial equalities) there is an order type whose realization space is *stably equivalent* to S . So the realization space can be as complex as possible. From the computational point of view Mnëv’s universality theorem implies that deciding if an order type is *realizable* (i.e., the realization space is non-empty) is complete in the *existential theory of the reals* ($\exists\mathbb{R}$), thus at least NP-hard.

In this paper we consider another combinatorial description of a point set, the *allowable sequence* or *circular sequence*. We use $[n]$ to denote $\{1, \dots, n\}$. An allowable sequence is a sequence of permutations π_1, \dots, π_k of the elements of $[n]$ such that every pair of elements is reversed exactly once in the sequence, and two consecutive permutations differ by a *move*, the reversal of disjoint substrings of the permutation. An allowable sequence can be obtained from a point set in the following way. The orthogonal projection of the point set onto an oriented line leads to a permutation. Rotating this line by a continuous motion by 180° leads to a sequence of permutations which is an allowable sequence.

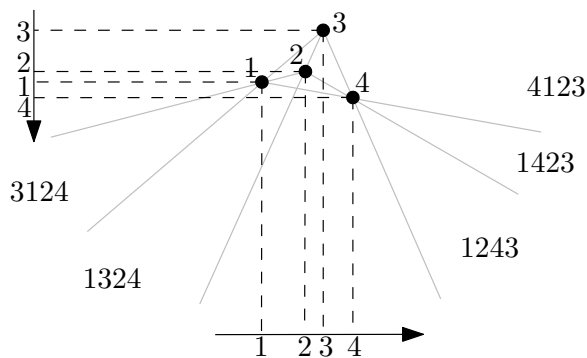


Figure 1: An example of an allowable sequence of a point set.

We show that the same type of universality as for order types also holds for allowable sequences. While this is not a surprising result since allowable sequences are a refinement of order types (i.e., the allowable sequence determines the order type [26]), we show that this result holds even if the order type determined by the allowable sequence is realizable. We generalize the $\exists\mathbb{R}$ -completeness result to *simple* allowable sequences, i.e., sequences where each move between two permutations is a *swap* of two adjacent elements. Realizable simple allowable sequences correspond to point sets in general position with the additional condition that no two lines spanned by different pairs of points are parallel.

Furthermore, we argue that the $\exists\mathbb{R}$ -hardness of allowable sequence realizability can

be a very useful tool for further reductions. To support this we show $\exists\mathbb{R}$ -hardness for two other longstanding open problems – the realizability of convex geometries and the recognition of vertex visibility graphs of polygons with holes.

In 1985, Edelman and Jamison [19] gave an axiomatic abstraction of finite convex geometries. A pair (V, \mathcal{C}) with $\mathcal{C} \subseteq 2^V$ is called a convex geometry if

1. $\emptyset \in \mathcal{C}$ and $V \in \mathcal{C}$,
2. the set \mathcal{C} is closed under intersection, and
3. for each $C \in \mathcal{C} \setminus V$ there is $x \in V \setminus C$ such that $C \cup \{x\} \in \mathcal{C}$.

Starting with a set of points P in \mathbb{R}^d , one can obtain an abstract convex geometry (P, \mathcal{C}_P) by defining \mathcal{C}_P as $\{C \subseteq 2^P : \text{conv}(C) \cap P = C\}$ where the operator $\text{conv}(C)$ is the classic convex hull of the set C . For a convex geometry (V, \mathcal{C}) we say that (V, \mathcal{C}) is realized by a set of points P in \mathbb{R}^d if (V, \mathcal{C}) is isomorphic to (P, \mathcal{C}_P) . Edelman and Jamison posed the problem of characterizing the convex geometries that can be realized as convex geometries of a finite point set in \mathbb{R}^d .

For $d = 2$, Adaricheva and White [4] have shown that the convex geometry determines the order type of the realizing point set once the cyclic order of the points on the convex hull is assumed to be fixed, showing that the algorithmic problem of deciding a restricted version of the *Edelman–Jamison problem* is $\exists\mathbb{R}$ -hard. We give a simple construction that shows $\exists\mathbb{R}$ -hardness of deciding the realizability of convex geometries in \mathbb{R}^2 from using the fact that deciding the realizability of allowable sequences is $\exists\mathbb{R}$ -hard. This construction can be lifted in any dimension, thus solves the Edelman–Jamison problem completely.

The *(vertex) visibility graph of polygons* is defined as a graph $G = (V, E)$ where V is the set of vertices of the polygon and a pair of vertices is in E if the two vertices can see each other, i.e., the segment spanned by the vertices is entirely contained in the polygon. The recognition problem of polygon visibility graphs, i.e., given a graph G , decide whether G is the visibility graph of a polygon, has been studied extensively. However, no hardness results nor a (non-deterministic) polynomial-time algorithm for this problem are known. Abello and Kumar [1] pointed out connections to *oriented matroid realizability*, which is an equivalent problem to order type realizability. We consider the visibility graph of polygons with holes or *polygonal domains*. Using allowable sequence realizability, we show that the recognition of visibility graphs of polygons with holes is $\exists\mathbb{R}$ -complete.

1.1 Related work and Connections

The *existential theory of the reals* ($\exists\mathbb{R}$) is a complexity class defined by the following complete problem: given Boolean combination of polynomial equalities and inequalities, decide if there is an assignment of real values to the variables such that the system is satisfied. The only known relations to other complexity classes are $NP \subseteq \exists\mathbb{R} \subseteq PSPACE$. The second relation is a result by Canny [11]. Whether one of the relations is strict or an equality is not known. An argument suggesting that $\exists\mathbb{R}$ may not be contained in NP is the fact that the natural certificate for $\exists\mathbb{R}$ -hard problems, the coordinates of a solution, cannot always be stored in

polynomial space since iterative squaring produces doubly exponential numbers in the input size, which requires exponential size binary representations [38].

The complexity class $\exists\mathbb{R}$ has been introduced Schaefer [45], motivated by the continuously expanding list of (geometric) problems that have been shown to be complete in this class. One of the first geometric $\exists\mathbb{R}$ -complete problems is *order type realizability*: Given an orientation (clockwise, counterclockwise, collinear) of each triple of elements of a ground set P , decide if P can be mapped to points in the plane such that the triples of points have the prescribed orientation. The $\exists\mathbb{R}$ -hardness of order type realizability has been shown by Mněv with his famous universality theorem: For each polynomial inequality system S that consists of strict inequalities and equalities (*primary semi-algebraic set*) there is an order type whose *realization space* is *stably equivalent* to S . This means that the order type constructed from S is not only realizable if the set solutions of S is non-empty, but the set of solutions also has the same “structure”. The structures preserved by the *stable equivalence* relation include the homotopy group and the algebraic complexity of the numbers (e.g., “Does S have a rational solution”), see [44] for more consequences of stable equivalence. We give a more detailed introduction to *stable equivalence* in Section 2.

Many geometric problems can be shown to be $\exists\mathbb{R}$ -hard by a reduction from order type realizability or the dual problem, the stretchability of pseudoline arrangements. Some $\exists\mathbb{R}$ -complete geometric problems include recognition of segment [35], disc [38], and convex set intersection graphs [45] and point visibility graphs [13], the art gallery problem [2], realizability of the face lattice of a 4-polytope [44] and d -dimensional Delaunay triangulations [5], computing the rectilinear crossing number [6] and planar slope number [30]. We refer to [12] for an overview.

The concept of an allowable sequence has first been described by Perrin [41] in 1882 who conjectured that every allowable sequence is realizable. This was disproved by Goodman and Pollack [26] by showing that the “bad pentagon” – an allowable sequence that *induces* the order type of a convex 5-gon – is not realizable. This paper also introduces the term “allowable sequence” for point sets in general position. The authors generalized the definition in [27] to what we call *generalized allowable sequence* in this paper. Allowable sequences have several applications in combinatorial geometry, see for example [28]. The computational complexity of the realizability problem has been posed as an open question in [42]. A slightly different version of the $\exists\mathbb{R}$ -hardness result can be found in the first authors PhD thesis [29].

In their paper Edelman and Jamison [19] have developed the foundations of a combinatorial abstraction of convexity. Similar ideas were studied by Dilworth [18] and later by Korte, Lovász and Schrader [33] via the notion of *antimatroid*, a concept dual to the one of a finite convex geometry. Today, the concept of convex geometry appears in many fields of mathematics such as formal language theory [9], choice theory [34] and mathematical psychology [22] among others. Kashiwabara et al. [31] showed that any abstract convex geometry can be represented as “generalized shelling” in \mathbb{R}^d for some d . Richters and Rogers [43] reproved this theorem giving a better bound on the dimension. Different representations of finite convex geometries using different shapes than points for the ground set have been studied [3, 17, 16].

Visibility graphs have been an active field of research over the last 40 years. Polygon visibility graphs have many applications, for example motion planning in robotics [36]. So there have been some attempts to give a combinatorial characterization of point visibility graphs. Sequences of papers [23, 24] proposed necessary conditions and conjectured them to be sufficient, which has always been disproved [48]. The problems here are due to stretchability/realizability issues, which motivated the notion of pseudo-visibility graphs [40] (which have a similar relation to polygon visibility graphs as pseudoline arrangements to line arrangements). Pseudo-visibility graphs can be characterized combinatorially [25]. All those characterizations use the Hamiltonian cycle of the visibility graph induced by the outer boundary of a hole-free polygon. Even if this Hamiltonian cycle is given, the complexity of the recognition problem for (pseudo-)visibility graphs is open. The only hardness result is the NP-hardness of a “sandwich version” of the recognition problem of polygon visibility graphs [14], i.e., deciding if for two input graphs $G \subseteq H$ there exists a polygon visibility graph K with $G \subseteq K \subseteq H$ is NP-hard. There are a couple positive results characterizing and recognizing visibility graphs of special classes of polygons, for example for *spiral polygons* [21], *tower polygons* [15], and *anchor polygons* [8]. To our knowledge, the only result involving the characterization of visibility graphs of polygons with holes is for *polygonal rings*, visibility graphs of a convex polygon with one convex hole [10].

1.2 Outline of the paper

In Section 2 we show the $\exists\mathbb{R}$ -completeness of the realizability problem for allowable sequences. We proceed by applying this result to show that the realizability problem for abstract convex geometries is $\exists\mathbb{R}$ -complete in Section 3. Finally, in Section 4 we show that the recognition problem for polygon visibility graphs with holes is $\exists\mathbb{R}$ -complete.

We only show $\exists\mathbb{R}$ -hardness proofs in this paper. For $\exists\mathbb{R}$ -membership proofs of the problems we discuss we refer to [20] for polygon visibility graphs. The complexity of the recognition problem for polygon visibility graphs without holes remains open.

2 Allowable sequences

In this section we prove the universality theorem for generalized allowable sequences. We first give some basic properties and definitions. Afterwards we prove the universality theorem for generalized allowable sequences in Subsection 2.2 and show in Subsection 2.3 how this theorem also implies $\exists\mathbb{R}$ -hardness for simple allowable sequences.

2.1 Basics and notations

One basic property describing the relation between allowable sequences and order type is given by the following lemma.

Lemma 1 ([26]). *A (generalized) allowable sequence determines an abstract order type.*

In other words, allowable sequences carry more information than the order type

relation. When we mention this order type connected to the allowable sequence we refer to it as the order type *induced* by the allowable sequence.

A *generalized allowable sequence* is a sequence of permutations π_1, \dots, π_k of the elements of $[n]$ such that every pair of elements is reversed exactly once in the sequence, and two consecutive permutations differ by the reversal of several (non-overlapping) substrings. We call each reversal of a single substring a *move*. The elements of one substring s that is reversed correspond to points that lie on one line ℓ_s . This substring is reversed when the rotating line, which we project on to obtain the permutations, is orthogonal to ℓ_s . We can identify a switch with its intersection point on ℓ_∞ , the line at infinity, and a single permutation with the interval between two intersection points on the line at infinity. Thus it is not surprising that the allowable sequence carries the same information as the ordered sequence of switches. When talking about allowable sequences we will often work in the projective plane and treat the switches as the points on the line at infinity.

In a generalized allowable sequence we can have *parallel switches* where two switches s_1 and s_2 appear in one move. Those correspond to switches where ℓ_{s_1} and ℓ_{s_2} intersect on the point on ℓ_∞ , in other words: ℓ_{s_1} and ℓ_{s_2} are parallel. In a non-generalized allowable sequence the order of the switches is the order of the intersection points of the spanned lines with a large enough cycle that contains all the intersection points of spanned lines in its interior. The order of switches corresponds exactly to the order of slopes spanned by the line of the switch.

For the universality theorem we need the definition of *stable equivalence*. We use the definition of [44].

Stable equivalence is an equivalence relation induced by *rational transformations* (i.e., the function and its inverse are rational functions) and *stable projections*.

A semi-algebraic set V is a stable projection of W if V is obtained from W by the projection on the first n coordinates and

$$W = \{v \oplus v' \mid v \in V \text{ and } \phi_i(v)^T \cdot v' > 0 \text{ and } \psi_j(v)^T \cdot v' = 0 \text{ for } i \in X, j \in Y\},$$

where X and Y are index sets and ϕ_i and ψ_j are polynomial functions from $\mathbb{R}^n \rightarrow \mathbb{R}^d$ (i.e., the functions are defined by a polynomial in each of the d coordinates). In other words, for each $v \in V$ we obtain the preimage of v under a stable projection by concatenating v with a polyhedron defined by polynomial functions of V . Two semi-algebraic sets V and W are *stably equivalent* if they lie in the same equivalence class induced by rational transformations (which include projective transformations) and stable projections.

Note that the set of v' for one fixed v , which we project away by a stable projection comes from a polyhedron, which is a contractible set. This shows that the homotopy type of W is preserved under stable projections. For more invariants of semi-algebraic sets under stable equivalence we refer to [44].

2.2 Universality for generalized allowable sequences

In this subsection we give the idea of the proof of Mnëv's universality theorem [39] based on Shor's proof [46]. We modify this proof to show the following theorem.

Theorem 2. *For every primary semi-algebraic set V there is a generalized allowable sequence A whose realization space is stably equivalent to V .*

Therefore, we decompose the description of the primary semi-algebraic set into elementary arithmetic operations on three variables. This can be done using the following theorem.

Theorem 3 ([46]). *Every primary semi-algebraic set $V \subseteq \mathbb{R}^d$ is stably equivalent to a semi-algebraic set $V' \subseteq \mathbb{R}^n$, with $n = \text{poly}(d)$, for which all defining equations have the form $x_i + x_j = x_k$ or $x_i \cdot x_j = x_k$ for certain $1 \leq i \leq j < k \leq n$, where the variables $1 = x_1 < x_2 < \dots < x_n$ are totally ordered.*

In addition to the decomposition of a polynomial equation into single addition or multiplication steps, the theorem also gives us a total order of the size of the variables in any representation. We call the description of the semi-algebraic set the *normal form*.

The elementary calculations in the normal form can be implemented by order types using the classic idea of von Staudt sequences [47]. Since distances are not invariant under projective transformations we use a projective invariant, the *cross-ratio*.

The cross-ratio $(a, b; c, d)$ of four points $a, b, c, d \in \mathbb{R}^2$ is defined as

$$(a, b; c, d) := \frac{|a, c| \cdot |b, d|}{|a, d| \cdot |b, c|},$$

where $|x, y|$ is the determinant of the matrix obtained by writing the two vectors as columns. The two properties that are useful for our purpose is that the cross-ratio is invariant under projective transformations, and that for four points on one line, the cross-ratio is given by $\frac{\overrightarrow{ac} \cdot \overrightarrow{bd}}{\overrightarrow{ad} \cdot \overrightarrow{bc}}$, where \overrightarrow{xy} denotes the oriented distance between x and y on the line.

The gadgets forcing a certain cross-ratio of points on a line ℓ are depicted in Figure 2.

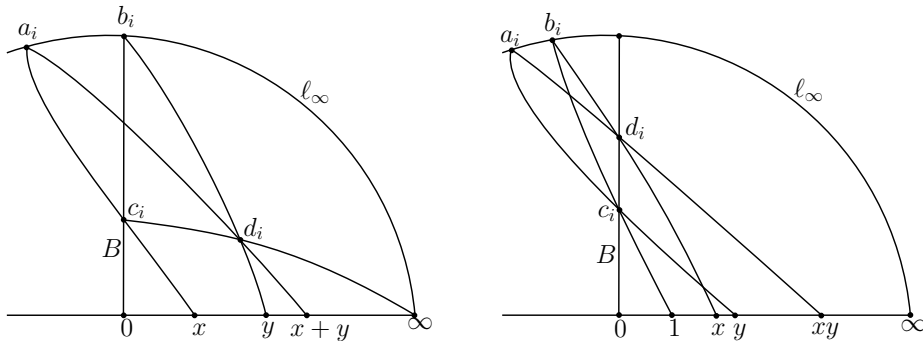


Figure 2: Gadgets for addition (left) and multiplication (right) on a line.

We can construct an order type from the normal form in the following way. For each variable in the normal form we place a point on a horizontal line ℓ . The order of those points on ℓ respects the total order of the variables. We have some freedom where we place

the gadget points. This freedom allows to place the gadgets, so that we can determine a complete order type that can be realized if and only if the semi-algebraic set is non-empty.

We use the freedom we have in positioning the gadgets for the underlying order type of the allowable sequence and place the variables on the line at infinity. Using a projective transformation switch the positions of ℓ and ℓ_∞ , i.e., we place ℓ on the line at infinity and ℓ_∞ on the x -axis. To define the allowable sequence we show how we realize the point set if V

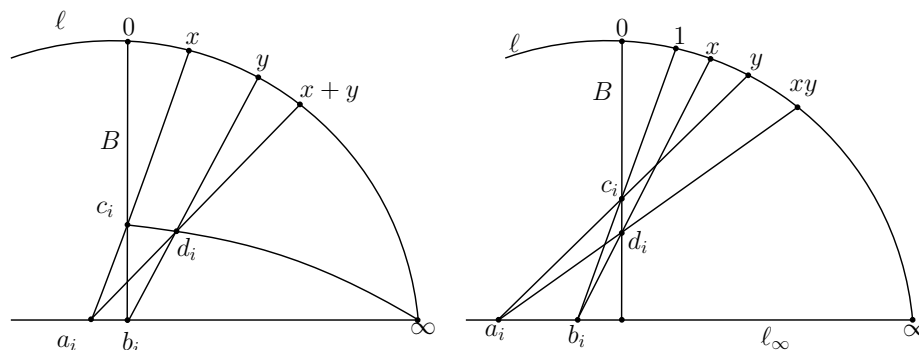


Figure 3: The gadgets for addition (left) and multiplication (right) with ℓ as line at infinity.

is non-empty, where the allowable sequence of the points we construct is independent of the value determined by the point in V . The combinatorial allowable sequence can be obtained from the construction, without actually having a representation. This allowable sequence is then realizable if and only if V is non-empty since it realizes all the gadgets which determine the calculations which implement V .

We start with the construction of the allowable sequence. First, we enumerate the gadgets g_1, \dots, g_k such that the addition gadgets are ordered according to decreasing value of the involved y -variable of the gadget. Furthermore, we assume the addition gadgets have a smaller index than the multiplication gadgets. These two conditions are helpful in Lemma 4, when we construct a realization of the order type that is induced by the allowable sequence. Then we place the points of the gadgets iteratively starting with the first.

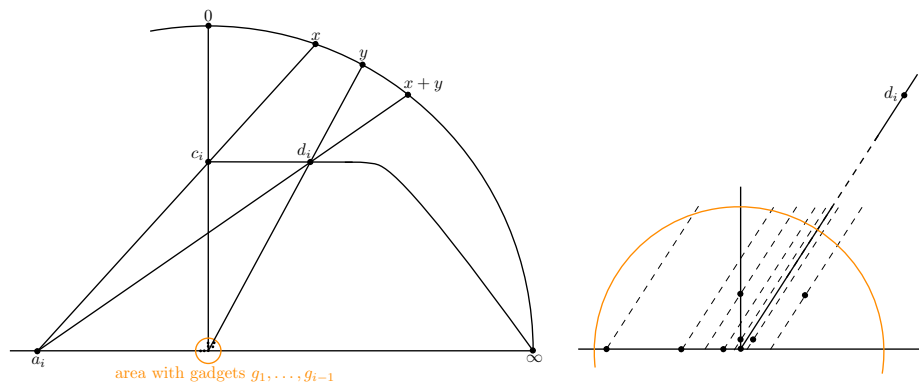


Figure 4: Left: Placing the (addition) gadget g_i after the gadgets g_1, \dots, g_{i-1} are already placed. Right: The projection of points in direction d_i .

We assume the gadgets g_1, \dots, g_{i-1} are already placed. If g_i is an addition gadget we place the point a_i on the coordinate $(-N, 0)$ for some large N . The point c_i will then lie on $(0, M)$ for a large D , and the point d_i on $(1/y \cdot D, D)$. If we choose N (and thus M) large enough, then all points of the gadgets g_1, \dots, g_{i-1} lie relatively close to the origin compared to the points of g_i . Thus the lines through a_i and a point of g_k for $k < i$ are almost horizontal, thus we can determine the position of all switches including a_i . Similarly, the lines through c_i are almost vertical and the lines through d_i and a point of g_k have almost the slope of the line through the origin and the point y on ℓ (the line at infinity). We know the relative position of all those switches since we know the complete allowable sequence of the gadget points placed so far. Figure 4 right shows this projection in direction d_i .

For the multiplication gadget we apply the same construction. By placing a_i and b_i at coordinates $(-N, 0)$ and $(-N - \varepsilon, 0)$ for a sufficiently large N and a small positive ε we have determined the position of c_i and d_i . With N large enough we again know the complete allowable sequence: the switches including a_i and b_i and the points of the already placed gadgets are almost horizontal and can be determined using the horizontal projection of the gadget points. Similarly, the switches including c_i or d_i and previous gadget points can be determined using the vertical projection.

Proof of Theorem 2. We first show that we obtain a realization of A that corresponds to a point in the semi-algebraic set V .

In the construction described above, we have constructed an allowable sequence A from a given semi-algebraic set V . The construction shows that from each point in V (i.e., choice of coordinates on ℓ) there exists a realization of A with these coordinates. This shows that each point in V can be obtained by a projection of one realization of A . On the other hand, each realization of A leads, after a projection and suitable affine transformation ($x_0 = 0$ lies on $(0, 0)$ and $x_1 = 1$ lies on $(1, 0)$) to a point of V by considering the first coordinate of the points on ℓ .

This already shows that A is realizable if and only if W is non-empty. To show stable equivalence of the realization space of A we first have to say how exactly we define the realization space of A . Therefore, we consider not only the points P that realize A but also the switch points on the line at infinity. In a first step we use a linear transformation (which leaves the allowable sequence invariant) to place the points of P on ℓ_∞ on the line given by $y = 0$, and the line B between the variable 0 and the point b_i of an addition gadget to the line $x = 0$.

In a second step we iteratively project away the points of the last gadget and the points of the allowable sequence spanned by those points using stable projections. Note that this boils down to determining an interval for the point a_i (and b_i in a multiplication gadget) on the line ℓ_∞ , such that all lines spanned points of the gadgets lie in the correct interval. The remaining points of the gadget are uniquely determined by the points a_i and b_i .

For the proof of universality we still have to show that we can describe the position of the points of one gadget and the points on the line at infinity using (inequalities) only using the inner products.

Let $a = (a_x, a_y)$ be the vector spanning the line ℓ_a and b be the vector spanning the line ℓ_b , both in positive x -direction. Then the inner product $(a_y, -a_x) \cdot b$ is the inner product of b with a vector orthogonal to a as shown in Figure 5. This product is larger than 0 if the slope of ℓ_b is smaller than the slope of ℓ_a , equal to 0 if the slopes are the same, and smaller than 0 if the slope of b is larger. This follows from the fact that the inner product gives the oriented length of the projection of one vector onto the other one. The vectors spanning the lines are calculated as the difference of two points. Thus we can compare slopes of two lines

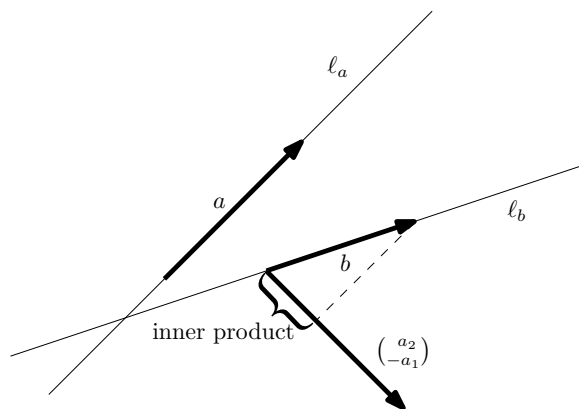


Figure 5: The slope of ℓ_a is larger than the slope of ℓ_b , thus the scalar product is positive.

using the inner product. □

Lemma 4. *The order type induced by the allowable sequence A in the proof above is realizable, even if A is not realizable.*

Proof. We construct a realization of the order type O induced by the allowable sequence A . Therefore, we first give a short description of the order type. We start with the addition gadgets as shown in Figure 6.

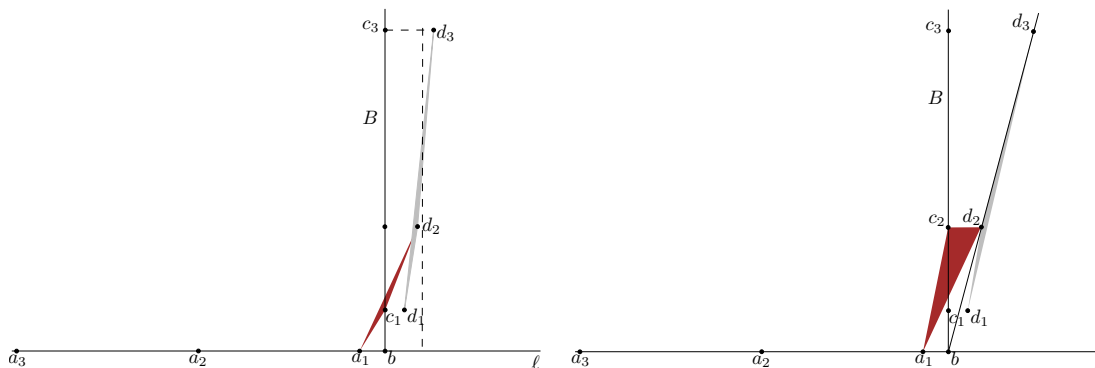


Figure 6: Left: The order type using only the addition gadgets when no two gadgets use the same y -variable. Right: Gadget g_2 and g_3 use the same y -variable.

If the addition gadgets do not use the same y -variable. In this case the points d_i of the gadgets form a convex chain, such that the points c_i and d_i are in non-strict convex

position as indicated by the thin grey triangle in Figure 6 left. A triple (a_i, d_j, c_k) is oriented clockwise if $k < j$ and counterclockwise otherwise, see the brown triangles in the figure. If two gadgets use the same y -variable as in Figure 6 (right), then the points d_i are not in convex position any more. Removing all but one of the points using the same y leads to an order type where the d_i are in convex position. The orientation of (d_i, d_j, d_k) ($i < j$), where d_i and d_j belong to gadgets with the same y -variable is clockwise if $k < i$ and counterclockwise otherwise, see the grey triangle in the right figure.

We realize this order type by iteratively placing the gadgets. We assume the first $i - 1$ gadgets are placed. Then we place a_i to the left of every intersection point of the line ℓ (that supports all the a points of the already placed gadgets) with the lines spanned by the already placed gadget points. The point c_i is placed in the same way above the highest intersection point of a spanned line on B . The point d_i is placed just to the right of d_{i-1} on the same y -coordinate of c_i as indicated for d_3 by the dashed line in Figure 6 left. Placing d_i close enough to this vertical line leads to a realization that has the correct orientation for the grey triangles. In the case that gadget g_i uses the same y -variable as g_{i-1} we place d_i on the line spanned by b and d_{i-1} and on the horizontal line through c_i . This has the effect that the grey triangle has the correct orientation.

Afterwards we place the multiplication gadgets, the points a_i and b_i are placed to the left of all already placed points on ℓ and c_i and d_i on B above every point. The order type of those points with the points on B and ℓ is already correct by construction. The orientation including a point of a multiplication gadget point m on ℓ (m, n, o) is clockwise if the y -coordinate of n is larger than the y -coordinate of o , see the brown triangle in Figure 7. In the case of an equal y -coordinate (,i.e. n and o are c_i and d_i of an addition gadget,)

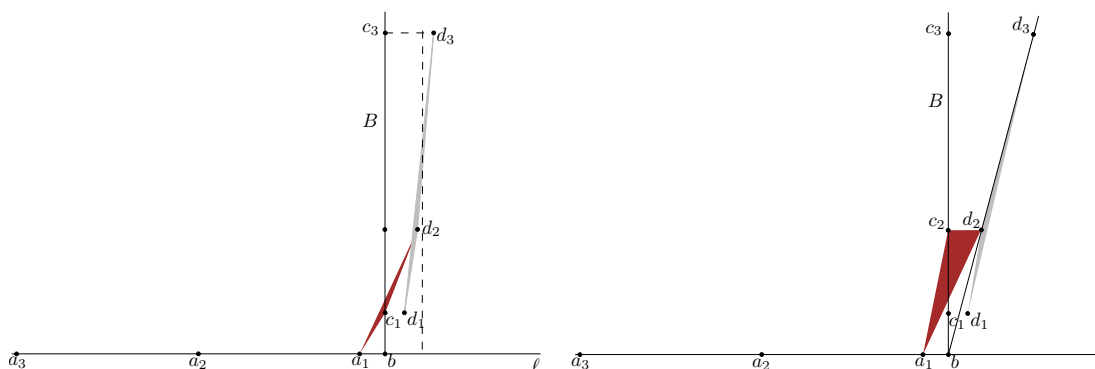


Figure 7: Left: The order type using only the addition gadgets when no two gadgets use the same y -variable. Right: Gadget g_2 and g_3 use the same y -variable.

(m, c_i, d_i) is oriented clockwise. This shows that the order type induced by the allowable sequence in the proof above is realizable, even if the allowable sequence is not realizable. \square

All proofs in this section are constructive and can be turned into polynomial time algorithms, which results in the following corollary.

Corollary 5. *The realizability problem for generalized allowable sequences is $\exists\mathbb{R}$ -complete.*

2.3 Simple allowable sequences.

In this subsection we generalize Theorem 2 to simple allowable sequences, which is a useful tool to show the $\exists\mathbb{R}$ -hardness of other geometric realizability problems.

Theorem 6. *The realizability of simple allowable sequences is $\exists\mathbb{R}$ -complete.*

To prove the theorem above we extend the method of *constructible* order types, that has already been used to show that simple order type realizability is $\exists\mathbb{R}$ -complete [7, 46, 37].

An order type is *constructible* if there is an order of the points (p_1, \dots, p_n) such that

- the points p_1, \dots, p_4 are in general position,
- the point p_i lies on at most two lines spanned by the points p_1, \dots, p_{i-1} .

Lemma 7 ([46]). *For a constructible order type O there is simple order type O' that is realizable if and only if O is realizable.*

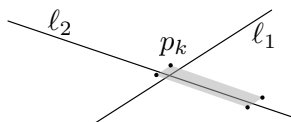


Figure 8: Replacing a point p_k by four points.

The idea to construct the order type O' from O is the following. Let p_k the last point in the order that lies on at least one line spanned by the points $\{p_1, \dots, p_{k-1}\}$. We assume p_k actually lies on two lines ℓ_1 and ℓ_2 . This is the more difficult case (compared to a point on one line). We replace p_k by four points in convex position, such that the order type encodes that ℓ_1 and ℓ_2 intersect in the convex hull of the new points. The new order type O' is realizable if O is realizable since we can also do this replacement in a realization. On the other hand, we can also put p_k back into a realization of O' , namely at the intersection point of ℓ_1 and ℓ_2 . The four new points make sure that this intersection point has the same orientations as p_k , which guarantees that O' is realizable if and only if O is realizable.¹ The order type O' is again constructible and all collinearities appear among the first $k-1$ points. Thus iterating this process leads to a simple order type that is realizable if and only if O is realizable. We also show how to adapt this replacement procedure to allowable sequences to obtain a simple allowable sequence A' that is realizable if and only if the allowable sequence A from Theorem 2 is realizable.

Proposition 8 ([46, 37]). *The order types in Mnëv's universality theorem are constructible.*

Proof. We give a constructability sequence of the order type above. The first points p_1, \dots, p_3 are $0, \infty$ and M and a point A that lies on a line between ∞ and 1 . Note we need only 3

¹We need that p_k only lies on two lines since this method only ensures that all pairwise intersection points of the lines lie in the convex hull of the new points, but only for two lines we know that the pairwise intersection point is one point.

points in the constructible part. Now we need a property of the normal form of the primary semi-algebraic set. Namely, that each variable is the output variable of at most one gadget, i.e., each variable appears in at most one equation of the form $x_i + x_j = x_k$ or $x_i \cdot x_j = x_k$ as x_k . This property allows an order of the gadgets, such that the output variable of the gadget is not constructed yet. With this observation we can assume the input variables of a gadget already exist and construct the gadget points in the order shown in Figure 9. \square

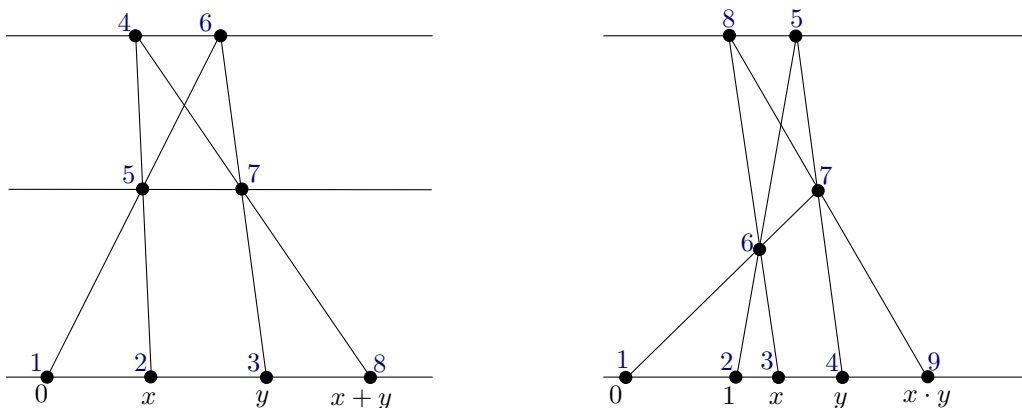


Figure 9: The constructability sequence of points within one gadget.

To adapt this replacement procedure for allowable sequences we use the following idea. We construct an order type O_A that consists of the points P and additional points $\{o_1, \dots, o_k\} =: O$ of A on the line at infinity that represent the switches of the allowable sequence². For an allowable sequence A constructed in the proof of Theorem 6 this order type O_A is essentially the order type of Shor's proof for Mnëv's universality theorem with additional points on ℓ (the line at infinity) that represent the switches that do not correspond to variables. Those additional points do not obstruct the constructability of the order type O_A , since they come from simple switches, because they lie on only one line spanned by points of P and the line at infinity. The obstacle in the replacement procedure is, that we cannot replace the points on the line at infinity since they are determined by P .

To conclude, we have to adapt the replacement procedure for the order type O_A , resp. the allowable sequence, of the proof of Theorem 2 to an order type O'_A with the following properties.

- The points $O_A \setminus \ell_\infty$ are in general position.
- For each pair of points $p, q \in P$ there is a point in O that is collinear with p and q .
- No point on ℓ_∞ is collinear with two pairs of points of $O \setminus \ell_\infty$.
- A realization of O'_A leads to a representation of O_A and vice versa.

We call a point of O *active* if it lies on at least two lines induced by P .

²We can determine this order type.

Observation 9. Let p_1, \dots, p_k be the constructability sequence restricted on P and let O_i be the active vertices of O with respect to the vertices p_1, \dots, p_i . Each point of p_i lies on at most two lines induced by $S_{i-1} := \{o_1, \dots, o_{i-1}\} \cup P_{i-1}$.

We call an allowable sequence with an order of the points satisfying the observation above a *constructible* allowable sequence. To conclude the proof of Theorem 6 it is sufficient to show the following lemma.

Lemma 10. *Let A be a constructible allowable sequence. There exists a simple allowable sequence A' that is realizable if and only if A is realizable.*

Proof. Let p_1, \dots, p_n a constructability sequence of A . The goal is to construct a simple allowable sequence A' that is realizable if and only if A is realizable. We achieve by replacing the point p_n by several points p_n^1, \dots, p_n^c , such that $(p_1, \dots, p_{n-1}, p_n^1, \dots, p_n^c)$ is a constructability order of a new allowable sequence A^{n-1} . In addition, the points p_n^1, \dots, p_n^c are not collinear with an active point of the new allowable sequence. This last property allows us to continue with the replacement procedure with the point p_{n-1} . We denote by S_k the points P of O_{A^k} and its active points of O . The number of points c we replace p_n by depends on the following cases.

1. p_n does not lie on a line spanned by S_{k-1} .
2. p_n lies on exactly one lines spanned by S_{k-1} .
3. p_n lies on exactly two lines spanned by S_{k-1} .

In Case 1 there is nothing to change. We just set A^{k-1} to A^k . We proceed with Case 3 since Case 2 can be solved exactly the same way, but the necessity of some details become clearer in Case 3. We replace the point p_k by four points p_k^1, \dots, p_k^4 . Those points are placed almost on the vertices of a very small parallelogram around p_n as shown in Figure 10.

We can replace each occurrence of p_k in a simple switch (p, p_k) by the four consecutive switches $(p, p_n^i), (p, p_n^j), (p, p_n^k), (p, p_n^l)$, where the exact order of those switches depends on the quadrant p lies in as shown in Figure 10. To determine how to replace the non-simple switches we make the following assumptions on the position of the points p_n^i .

- The points p_n^1 and p_n^2 lie “much” closer to ℓ_1 than p_n^3 and p_n^4 . This has the effect that the angle between ℓ_1 and a line through p_n^1 or p_n^2 and a point on ℓ_1 is smaller than the angle between ℓ_1 and p_n^3 or p_n^4 and any point on ℓ_1 as shown in Figure 11. Similarly, the points p_n^2 and p_n^3 lie closer to ℓ_2 than p_n^1 and p_n^4 , such that the order of the new switches for points on ℓ_2 can be determined.
- The parallelogram is much larger in ℓ_1 direction, such that the switches of the diagonals of the parallelogram are almost parallel to ℓ_1 as indicated in Figure 11.
- Finally, we perturb the points p_n^2 and p_n^4 slightly into the parallelogram, such that the switches given by the edges of the parallelogram are the closest switches to the switches on ℓ_1 or ℓ_2 .

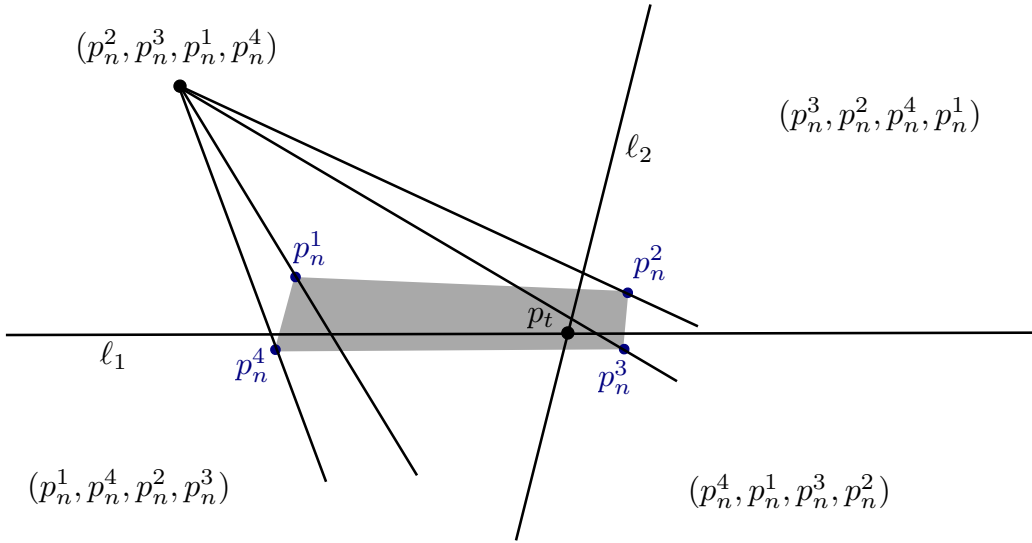


Figure 10: Placing the points p_k^i around p_k . The order of switches between new points and a point in a quadrant is given by the tuples.

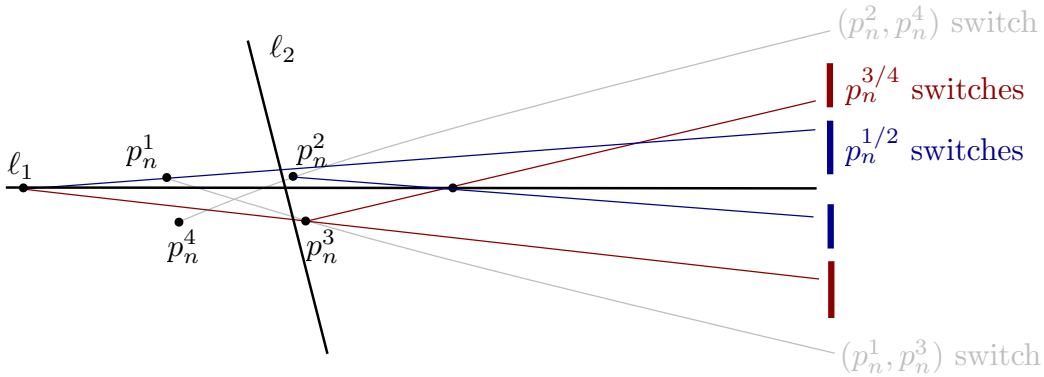


Figure 11: The relative position of the switches through the points p_n^i and a point on ℓ_1 .

We now proceed with the case 2, i.e., p_n lies on exactly one line spanned by the points p_1, \dots, p_{n-1} . We observe that we can just repeat the construction for two lines by picking an arbitrary line through p_n , and add a second point p on this line. Then we apply the same replacement procedure as above and remove the added point p as well as all points of the allowable sequence constructed because of p again. \square

Remark 11. *The results so far show universality of the realization space of allowable sequences even if the realization space of the induced order type is non-empty. We can also achieve universality of the allowable sequence and the order type simultaneously by considering an order type that also contains the points on the line at infinity (optionally: only the variable points on ℓ). By a projective transformation we perturb ℓ away from the line at infinity without changing the allowable sequence of the points not on ℓ . We can obtain the new allowable sequence by considering the rotation system of points O around a point p on ℓ and adding the switches through p in an interval close to the old position of p on the line*

at infinity as shown in Figure 12.

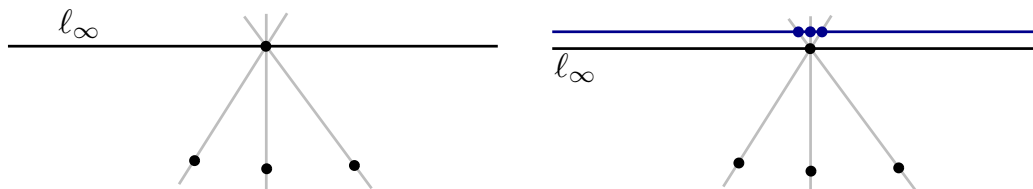


Figure 12: Creating a new allowable sequence by perturbing the old allowable sequence away from the line at infinity.

The resulting allowable sequence is also constructible since none of the points of the allowable sequence is active and the underlying order type is essentially the order type from Shor's proof (except for a slightly different placement of the gadgets) which is constructible.

3 Finite convex geometries

In this section we use the $\exists\mathbb{R}$ -hardness result for the realizability of allowable sequences to show that deciding the realizability of an abstract convex geometry in the plane is $\exists\mathbb{R}$ -hard. Afterwards we show that the convex geometries constructed in our reduction are realizable in an arbitrary dimension if and only if they are realizable in the plane, which proves the following theorem.

Theorem 12. *The realizability problem for abstract convex geometries is $\exists\mathbb{R}$ -complete.*

3.1 Preliminaries

We first recall that an (abstract) order type carries more information than the convex geometry.

Observation 13 ([4]). An abstract order type uniquely determines an abstract convex geometry.

The observation above follows from the fact that for four points a, b, c, d the point d lies in the convex hull of a, b, c if and only if the alphabetically ordered triples except (a, c, d) are ordered clockwise, see Figure 13. If an abstract convex geometry is realizable there exists

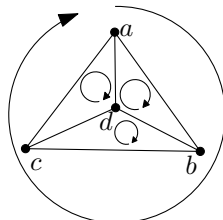


Figure 13: Order types determine the convex geometry.

an order type that encodes this convex geometry. We show that the realizability problem for abstract convex geometries is $\exists\mathbb{R}$ -complete, even when restricted to the abstract geometries that are defined by abstract order types. As a consequence we can use an abstract order type as a polynomial encoding of the set system of possibly exponential size in the ground set that defines the convex geometry. We proceed to define some abstract order types which are the building blocks for our reduction.

We define D_{2k} as the (abstract) order type of the following point set. Consider k lines that intersect in the common center point of two circles of almost the same radius. Place a point on each intersection point of a circle with the k lines. We denote the points on the outer circle by r_i and the inner ones by r'_i in counterclockwise order. The difference of the radii is small enough, such that r'_i lies on the convex hull (of the set) when we remove r_i . We call D_{2k} a *double ring* and denote the induced convex geometry by $(D_{2k}, \mathcal{C}_{2k})$. We use the following convention, $r_i = r_{(i \bmod k)+1}$.

Note that the only collinearities in D_{2k} appear among the points r_i, r'_i, r_{i+k} and r'_{i+k} . This means we can slightly perturb the lines in the construction of D_{2k} , such that they do not intersect the center but form an arbitrary line arrangement in the neighborhood of the center, and still obtain the same abstract order type. We will use this fact and a “unique representation” we obtain from Lemma 16, which we will prove in the rest of this subsection, to fix an allowable sequence of a point set with a double ring.

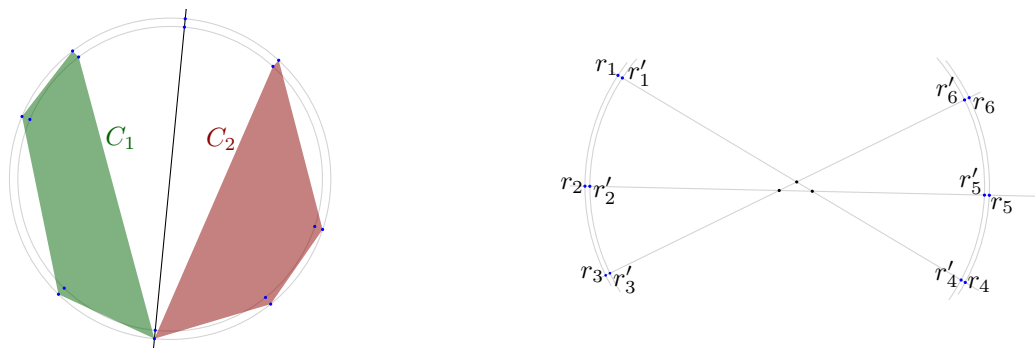


Figure 14: Left: A double ring D_8 with the two maximal convex sets of Proposition 14. Right: Using the double ring to fix an allowable sequence.

Proposition 14. *Let C be a convex set of $(D_{2k}, \mathcal{C}_{2k})$ such that $r_i \in C$, $r'_i \notin C$ for some i , and C is inclusion wise maximal for this property. Then we have*

$$C = \{r_i\} \cup \{r_{i+1}, r'_{i+1}, \dots, r_{i+(k-1)}, r'_{i+(k-1)}\}$$

or

$$C = \{r_i\} \cup \{r_{i-1}, r'_{i-1}, \dots, r_{i-(k-1)}, r'_{i-(k-1)}\}.$$

The two possible convex sets (containing r_i but not r'_i) are shown in Figure 14 left.

Proof. Suppose C is an inclusion wise maximal convex set with $r_i \in C$ and $r'_i \notin C$. Then C_i does not contain a point r_j or r'_j with $j \in \{j+1, \dots, i+k\}$ and a point r_k or r'_k with

$k \in \{i-1, \dots, i-k\}$. This gives a bipartition of the points, not two points of the same class are in C . On the other hand, the union of one class and $\{r_i\}$ is a convex set, namely one of the sets given above. \square

From this proof we obtain the following observation.

Observation 15. In each representation of $(D_{2k}, \mathcal{C}_{2k})$ each side of the line $\ell(r_i, r'_i)$ contains exactly $k-1$ pairs of points r_j, r'_j . The points on one side form one of the maximal convex set containing r_i and not r'_i .

Lemma 16. In each representation of $(D_{2k}, \mathcal{C}_{2k})$ the order of the points on the convex hull is (up to a reflection) (r_1, \dots, r_{2k}) .

Proof. Suppose there is a representation of the convex geometry induced by D_{2k} with different order of points on the convex hull. Then there are r_i and r_{i+1} that are not adjacent on the convex hull. Thus there is a point r_x that lies between r_i and r_{i+1} on the shorter path p along the convex hull. Now r_i and r_{i+1} lie on different sides of the line $\ell(r_x, r'_x)$, since each side contains at most $k-1$ pairs of r_l and r'_l since $|p| < k$ by Observation 15. The points on each side of $\ell(r_x, r'_x)$ together with r_x form maximal convex sets containing r_x and not r'_x . According to Proposition 14 there is no point r_x , such that r_i and r_{i+1} are contained in the different maximal convex sets that do not contain r'_x , a contradiction. \square

3.2 The reduction

To prove Theorem 12 we first show the 2-dimensional version.

Theorem 17. The realizability of an abstract convex geometry in \mathbb{R}^2 is $\exists\mathbb{R}$ -complete.

Proof. We will reduce from realizability of allowable sequences. Therefore, we define an order type O_A from an allowable sequence A in the following way. Let P_A be the order type that is induced by the allowable sequence A . To define O_A we add a double ring D_{2k} to P_A , where k is the number of switches in the allowable sequence (e.g., $k = \binom{n}{2}$ if A is simple). This is done such that the double ring forms the two outer layers of the point set. Furthermore, the line spanned by opposite pairs p_i, p_{i+k} of D contains the points of P_A that are reversed in the i -th switch of A . To complete the definition of O_A we have to define the orientation of triples containing two points of P and one point of D and vice versa. A triple (p_h, p_i, r_j) with $j \leq k$ is oriented clockwise if p_h appears before p_j in the j -th permutation of A , and counterclockwise otherwise. The orientation of (p_h, p_i, r_{j+k}) is the reverse of (p_h, p_i, r_j) . A triple (r_h, r_i, p_j) is oriented clockwise if $h-i < k$ (cyclically) and counterclockwise if $h-i > k$. Each triple (r_h, r_{h+k}, p_i) (with $h < k$) is oriented clockwise if p_i lies before the substring that is reversed in the h -th switch of A (and counterclockwise otherwise). The triple including r'_h has the same orientation as the triple where r'_h is replaced by r_h . If r_h and r'_h are included in a triple then it has the same orientation as the triple where r'_h is replaced by r_{h+k} .

By Lemma 16 we know that each realization of the abstract geometry C_A induced by A contains a copy of the double ring D with the same order of vertices on the convex hull.

The line spanned by r_k and r_{k+n} contains the points of P that are reversed in switch k . All those lines spanned by opposite pairs of the double ring already intersect in the interior of the convex hull, thus the lines intersect the line at infinity in the same order as the convex hull of the double ring. This shows that the order of switches is the same as in A , hence we obtain a realization of A by considering the sub-realization of P_A in R_{O_A} (a realization of O_A). On the other hand, O_A is realizable if C_A is realizable as we will sketch in Lemma 18.

Since all proofs in this section are constructive and can be implemented in polynomial time, we have reduced allowable sequence realizability to convex geometry realizability which concludes the proof of Theorem 12. \square

Lemma 18. *The order type O_A is realizable if A is realizable, where O_A and A are defined as in the proof of Theorem 17.*

Proof. Consider a realization R_A of A . We can realize O_A by placing the points of the double ring D on the intersection points of the lines spanned by P with two “very large” circles of almost the same radius that contain the realization R_A “close” to their center point. \square

Thus it remains to show that any realization of the convex geometry C_A induced by O_A gives a realization of A . Increase the dimension to obtain the following proof.

Proof of Theorem 12. To prove Theorem 12 it is sufficient to show that in each representation of the abstract convex geometry C_A in \mathbb{R}^d all points lie in one plane. Therefore, notice that there is a triangle of the double ring that contains all points of P_A . This implies that all points of P_A are coplanar in each representation of C_A in \mathbb{R}^d . All points of the double ring D lie on a line spanned by points of P . Consequently, all points of C_A are coplanar and C_A is realizable in \mathbb{R}^2 if and only if it is realizable in \mathbb{R}^d . \square

4 Polygon visibility graphs with holes

In this section we show that the recognition of visibility graphs of polygons with holes is $\exists\mathbb{R}$ -complete. First we show that the problem is $\exists\mathbb{R}$ -complete if we know the cycles of the graph that bound the holes. In a second step we show that this condition can be dropped.

The general idea is similar to the reduction in the last section. We use the outer face cycle of the polygon to fix the allowable sequence, the holes represent the points realizing the allowable sequence.

In this section we denote the open straight-line segment between two vertices of the polygon as *sightline*. We say a sightline is blocked if the line segments intersects the polygon.

4.1 Reduction with given boundary cycles

Theorem 19. *The recognition problem for visibility graphs of polygons with holes with given boundary cycles is $\exists\mathbb{R}$ -complete.*

We reduce the realizability of simple allowable sequence to the recognition of visibility graphs of polygons with holes. So, given an allowable sequence of n points we construct a graph $G = (V, E)$ along with a partition of $V = \{v_1, \dots, v_{|V|}\}$ into $n + 1$ sets. Each of the sets gives the vertices of one boundary cycle. The order along the cycle respects the order of the indices of the vertices. The size of G is polynomial in n .

The general idea is the following. The holes reserve an area for the points of the point set. We use the outer face cycle of the polygon to mark the position of the switches of the allowable sequence, i.e., we construct a line through each pair of points and where this line hits a circle of very large radius we place a point. On both sides of each point s on the circle we place two more points, which bound an interval containing I_s . The intervals are disjoint.

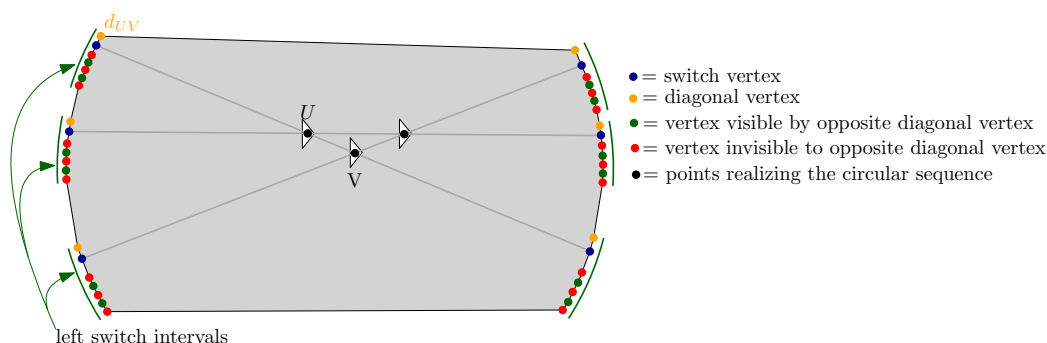


Figure 15: An overview of the construction of a visibility graph from an allowable sequence.

The *diagonals* connecting the endpoints of two opposite intervals (intervals of the same switch $s_{a,b}$) separate the points a, b . Now we replace the points of the point set by holes of the polygon. The holes are still separated by the diagonals. This has the effect that we can pick one representative point per hole. These representatives still have the original allowable sequence. This is due to the fact that the line through each pair of points still lies in the interval of the correct switch since it is framed by the diagonals. Thus it remains to define a graph G_A and a partition into boundary cycles from the allowable sequence A that has the described *unique representation* as polygon visibility graph.

The outer face cycle consists of $2\binom{n}{2}(2n + 1)$ vertices, $2\binom{n}{2}$ intervals (two opposite intervals per switch) of $(2n + 1)$ vertices. The first $\binom{n}{2}$ of the intervals we call left intervals, the remaining ones right intervals as shown in Figure 15. We describe the missing edges of the outer face cycle. The second highest point of each interval is the switch vertex and is marked blue in Figure 16. It has an edge with every vertex of the outer face cycle except for its opposite switch vertex. The highest vertex of each interval shares no edge with every second of the lower $2n - 1$ opposite vertices, starting with the lowest (i.e., n edges are missing). Those are all missing edges of the outer boundary cycle.

Each of the n holes consists of three vertices that form a triangle. One vertex we call the *obtuse vertex* since it has an obtuse angle when we construct a representation from an allowable sequence³. The allowable sequence (with our definition of left and right switches)

³This angle is not obtuse in every representation. It can be made non-obtuse by a linear transformation

gives a total ordering of the holes from left to right. The visibility among the hole vertices will be defined as follows. For two holes all three vertices of the left hole see the non-obtuse vertices of the right hole. All points of the right intervals see all vertices of the holes, except for the switch vertices which do not see any vertex of the left hole of its switch. Almost symmetrically, all vertices of the left intervals see all non-obtuse vertices of the holes, except for the switch vertices that do not see any vertex of the right hole of its switch.

Lemma 20. *Let A be a realizable allowable sequence. Then G_A is realizable as polygon visibility graph.*

Proof. Consider a point set P_A realizing A . From this realization we construct a polygon visibility representation of G_A . Let us first construct the outer polygon boundary. Therefore we introduce a bounding stripe for each switch, i.e., an area containing the point set, which is only bounded by two parallel lines parallel to the line of the switch. Furthermore, we assume that the point set is strictly contained in the top half of the stripe. We consider a large circle around the point set. On the upper endpoint of each interval we place the diagonal point. If we choose the circle large enough, then we can assume that

- the intervals on the circle are disjoint,
- the lines through the diagonal points and a point of P_A intersect the opposite interval below the switch vertex.

We mark the lower points of each interval on the intersection points of the lines through the opposite diagonal vertex and the points of P_A . Between each two of those lower points we add the remaining $n - 1$ vertices. Note that this construction already leads to a polygon visibility with points instead of triangles as holes. We replace the holes by small triangles each of the same shape and size: a vertical segment gives the position of two of the vertices, the third vertex is placed close to the midpoint of the segment, perturbed by a small ϵ to the right. We pick one point p of the interior of the triangle and put translates of the triangle onto the points of P_A , such that p lies on the point of P_A . We slightly increase the size of the triangles, such that no additional visibility is blocked. \square

In the following we use the expression *a vertex sees a hole* and *a vertex does not see a hole* instead of *a vertex sees a vertex of the hole* and *a vertex does not see any vertex of the hole*.

Lemma 21. *Let R_A be an arbitrary polygon visibility representation of G_A . The visibility of the switch vertex s_{UV} is blocked from V entirely by U in R_A .*

See Figure 17.

Proof. Each vertex of the hole V does not see exactly $n - 1$ vertices of the outer boundary cycle. There is a set of $3(n - 1)$ sightlines that have to be blocked, namely the sightlines from the vertices of V to the switch vertices of a switch of V . One of the three sightlines

of the representation.

of V to a single switch vertex may be blocked by V itself, but two of the sightlines – the sightlines to the extreme vertices of the hole – require another hole as a blocker. Those sightlines can be partitioned into two sets (purple and red in Figure 16 left); the sightlines between the clockwise extreme and counterclockwise extreme vertices seen from a switch vertex. We observe that the sightlines of neither set are crossing. Which of the vertices of the hole are the extreme vertices depends on the region bounded by the extended sides of the polygon (Figure 16 right) the switch vertex lies in. Two non-crossing sightlines that are not starting from the same switch vertex are separated by a sightline that is not blocked (the points in the intervals around the switch vertices). Thus each other hole can block at most two sightline, and those sightlines are either crossing or incident to the same switch vertex. We show that the latter is the case.

Now from each switch vertex each pair of holes is separated by a sightline as shown in the proof of Lemma 23. This is not the case for a switch vertex that lies on the boundary between the ends of the blocked crossing sightline, see Figure 16 right. \square

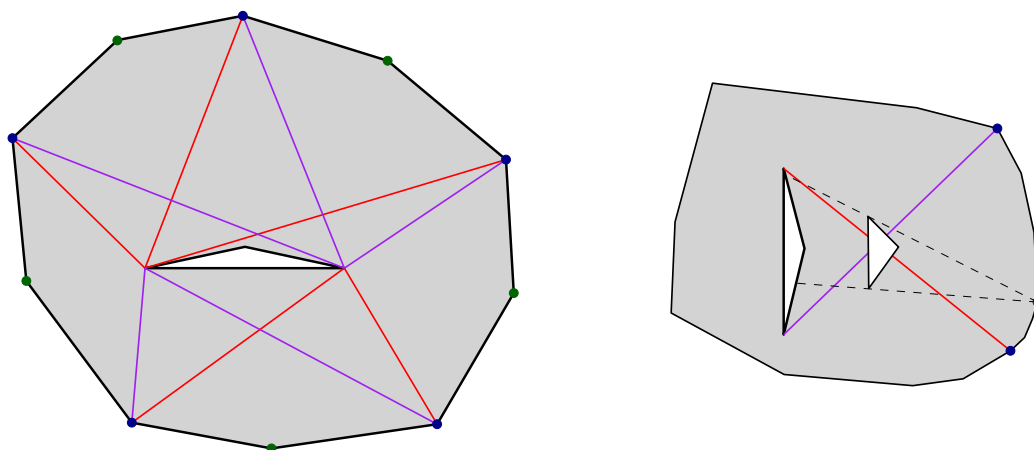


Figure 16: Left: sightlines to the extreme vertices. Sightlines of the same type are non-crossing. Right: Two holes that cannot be separated by a non-crossing sightline if two crossing sightlines are blocked by the same hole.

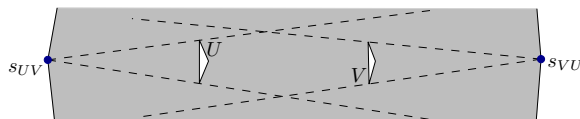


Figure 17: The s_{UV} is blocked from V entirely by U .

Observation 22. The line ℓ_{UV} that connects s_{UV} and s_{VU} intersects U and V .

Lemma 23. *There is a sightline line D_{UV} connecting d_{UV} and one of the vertices in the interval below s_{VU} that lies above U and below V .*

Proof. The point d_{UV} does not see n of the points below s_{vu} . The n sightlines that have to be blocked are separated by sightlines that are not blocked, thus we require all n holes as

blockers. Consequently, there is one non-blocked sightline that separates U and V . Since D_{UV} intersects ℓ_{UV} from above as shown in Figure 18, we know that U lies below and V above D_{UV} . \square

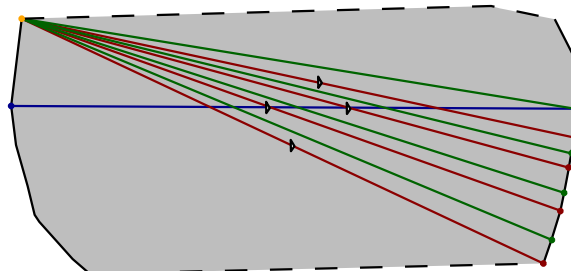


Figure 18: There is a diagonal sightline from d_{UV} separating the holes U and V .

Lemma 24. *Let S be a point set that contains exactly one point of each hole. The allowable sequence of S is A .*

Proof. The line ℓ_{UV} , which is spanned by the representatives of hole U and V , ends in the intervals around s_{UV} and s_{VU} which are defined by the points D_{UV} and D_{VU} end in, see Figure 19 left. Since those intervals around the switch vertices are disjoint (by Lemma 23), we know that the order of the endpoints on the boundary of the polygon are as given by A . \square

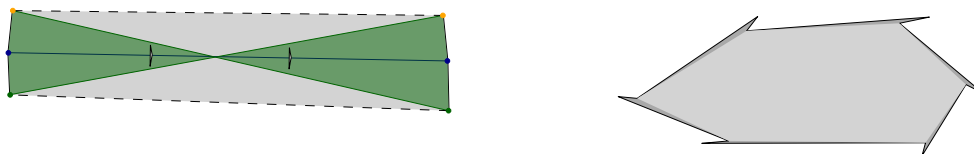


Figure 19: Left: With each choice of representative point of a hole the spanned line lies in the green double wedge bounded by the diagonal sightlines. Right: Subdividing the edges on the outer boundary of a convex polygon.

4.2 Fixing the boundary cycles

In this section we give a small modification to the reduction above to show that we do not need to fix the boundary cycles to obtain $\exists\mathbb{R}$ -hardness.

We modify the graph G_A by subdividing each edge of the outer face cycle and call the graphs G'_A .

Lemma 25. *The graph G'_A is realizable as polygon visibility graph if and only if G_A is realizable.*

Proof. Each subdivision vertex we added to G'_A is adjacent to its two neighbors in each partition into boundary cycles, thus the face cycle of the outer boundary is as in G_A . This

cycle is the outer boundary cycle since each triple of formerly consecutive outer boundary vertices can see each other, thus gives a convex angle. The only boundary cycle that can be formed of convex angles is the outer face cycle.

The remaining $3n$ vertices have to form n holes, because we need n holes to block the visibilities of a diagonal vertex of an interval from the points in the opposite interval as shown in the proof of Lemma 23. Thus each hole consists of exactly three vertices. The obtuse vertex of the rightmost vertex has degree two in the induced subgraph of the vertices that are not assigned into a cycle yet, thus forms a boundary cycle together with its neighbors. Iteratively, the obtuse vertex of the rightmost hole has degree two in the induced subgraph of vertices that is not assigned to a cycle yet, which gives exactly the cycle partition as constructed. We obtain a realization of G'_A from a realization of G_A by adding a subdivision vertex in a pocket next to a convex corner as shown in Figure 19 right. The uniqueness of the representation of G'_A holds just as for G_A . \square

Acknowledgments

We thank Jean Cardinal and Stefan Felsner for fruitful discussions.

References

- [1] James Abello and Krishna Kumar. Visibility graphs and oriented matroids. *Discrete & Computational Geometry*, 28:449–465, 2002.
- [2] Mikkel Abrahamsen, Anna Adamaszek, and Tillmann Miltzow. The art gallery problem is $\exists\mathbb{R}$ -complete. *arXiv:1704.06969*, 2017.
- [3] Kira Adaricheva and Madina Bolat. Representation of convex geometries by circles in the plane. *arXiv:1609.00092*, 2016.
- [4] Kira Adaricheva and Marcel Wild. Realization of abstract convex geometries by point configurations. *European J. Combin.*, 31(1):379–400, 2010.
- [5] Karim A. Adiprasito, Arnau Padrol, and Louis Theran. Universality theorems for inscribed polytopes and Delaunay triangulations. *Discrete & Computational Geometry*, 54:412–431, 2015.
- [6] Daniel Bienstock. Some provably hard crossing number problems. *Discrete & Computational Geometry*, 6:443–459, 1991.
- [7] Anders Björner, Michel Las Vergnas, Bernd Sturmfels, Neil White, and Günter M. Ziegler. *Oriented Matroids*. Cambridge University Press, second edition, 1999.
- [8] Hossein Boomari and Alireza Zarei. Visibility graphs of anchor polygons. In Mohammad Taghi Hajiaghayi and Mohammad Reza Mousavi, editors, *Topics in Theoretical Computer Science*, volume 9541 of *LNCS*, pages 72–89. Springer, 2016.

-
- [9] E. Andrew Boyd and Ulrich Faigle. An algorithmic characterization of antimatroids. *Discrete Appl. Math.*, 28(3):197–205, 1990.
- [10] Leizhen Cai and Hazel Everett. Visibility graphs of polygonal rings. In *CCCG*, pages 157–161, 1995.
- [11] John Canny. Some algebraic and geometric computations in PSPACE. In *STOC*, pages 460–467. ACM, 1988.
- [12] Jean Cardinal. Computational geometry column 62. *ACM SIGACT News*, 46:69–78, 2015.
- [13] Jean Cardinal and Udo Hoffmann. Recognition and complexity of point visibility graphs. *Discrete & Computational Geometry*, 2016. doi:10.1007/s00454-016-9831-1.
- [14] Steven Chaplick, Fabian Lipp, Ji-won Park, and Alexander Wolff. *Obstructing Visibilities with One Obstacle*, pages 295–308. Springer, 2016.
- [15] Paul Colley, Anna Lubiw, and Jeremy Spinrad. Visibility graphs of towers. *Computational Geometry*, 7(3):161–172, 1997.
- [16] Gábor Czédli. Finite convex geometries of circles. *Discrete Mathematics*, 330:61–75, 2014.
- [17] Gábor Czédli and János Kincses. Representing convex geometries by almost-circles. *arXiv:1608.06550*, 2016.
- [18] Robert P. Dilworth. Lattices with unique irreducible decompositions. *Ann. of Math. (2)*, 41:771–777, 1940.
- [19] Paul H. Edelman and Robert E. Jamison. The theory of convex geometries. *Geom. Dedicata*, 19(3):247–270, 1985.
- [20] Hazel Everett. *Visibility graph recognition*. PhD thesis, University of Toronto, 1990.
- [21] Hazel Everett and Derek G. Corneil. Recognizing visibility graphs of spiral polygons. *Journal of Algorithms*, 11(1):1–26, 1990.
- [22] Jean-Claude Falmagne and Jean-Paul Doignon. *Learning Spaces*. Springer-Verlag, Berlin, 2011.
- [23] Subir K. Ghosh. On recognizing and characterizing visibility graphs of simple polygons. In *SWAT*, volume 8503 of *LNCS*, pages 96–104. Springer, 1988.
- [24] Subir K. Ghosh. On recognizing and characterizing visibility graphs of simple polygons. *Discrete & Computational Geometry*, 17:143–162, 1997.
- [25] Matt Gibson, Erik Krohn, and Qing Wang. A characterization of visibility graphs for pseudo-polygons. In *ESA*, volume 9294 of *LNCS*, pages 607–618. Springer, 2015.

-
- [26] Jacob E. Goodman and Richard Pollack. On the combinatorial classification of non-degenerate configurations in the plane. *Journal of Combinatorial Theory, Series A*, 29:220–235, 1980.
- [27] Jacob E. Goodman and Richard Pollack. A theorem of ordered duality. *Geometriae Dedicata*, 12:63–74, 1982.
- [28] Jacob E. Goodman and Richard Pollack. Allowable sequences and order types in discrete and computational geometry. In Janos Pácz, editor, *New trends in discrete and computational geometry*., volume 10 of *Algorithms and Combinatorics*, pages 103–134. Springer, 1993.
- [29] Udo Hoffmann. *Intersection Graphs and Geometric Objects in the Plane*. PhD thesis, TU Berlin, 2016.
- [30] Udo Hoffmann. On the complexity of the planar slope number problem. *Journal of Graph Algorithms and Applications*, 21(2):183–193, 2017.
- [31] Kenji Kashiwabara, Masataka Nakamura, and Yoshio Okamoto. The affine representation theorem for abstract convex geometries. *Computational Geometry*, 30:129–144, 2005.
- [32] Donald E. Knuth. *Axioms and Hulls*, volume 606 of *LNCS*. Springer, 1992.
- [33] Bernhard Korte, László Lovász, and Rainer Schrader. *Greedoids*, volume 4 of *Algorithms and Combinatorics*. Springer-Verlag, Berlin, 1991.
- [34] Gleb A. Koshevoy. Choice functions and abstract convex geometries. *Math. Social Sci.*, 38(1):35–44, 1999.
- [35] Jan Kratochvíl and Jiří Matoušek. Intersection graphs of segments. *Journal of Combinatorial Theory, Series B*, 62:289–315, 1994.
- [36] Tomás Lozano-Pérez and Michael A. Wesley. An algorithm for planning collision-free paths among polyhedral obstacles. *Communications of the ACM*, 22:560–570, 1979.
- [37] Jiří Matoušek. Intersection graphs of segments and $\exists\mathbb{R}$. *arXiv:1406.2636*, 2014.
- [38] Colin McDiarmid and Tobias Müller. Integer realizations of disk and segment graphs. *Journal of Combinatorial Theory, Series B*, 103:114 – 143, 2013.
- [39] Nicolai E. Mnëv. The universality theorems on the classification problem of configuration varieties and convex polytopes varieties. In *Topology and Geometry – Rohlin Seminar*, LNM, pages 527–543. Springer, 1988.
- [40] Joseph O’Rourke and Ileana Streinu. Vertex-edge pseudo-visibility graphs: Characterization and recognition. In *SoCG*, pages 119–128. ACM, 1997.
- [41] Raoul Perrin. Sur le problème des aspects. *Bulletin de la Société Mathématique de France*, 10:103–127, 1882.

-
- [42] Alexander Pilz. *On the complexity of problems on order types and geometric graphs*. PhD thesis, TU Graz, 2014.
- [43] Michael Richter and Luke G. Rogers. Embedding convex geometries and a bound on convex dimension. *arXiv:1502.01941*, 2015.
- [44] Jürgen Richter-Gebert and Günter M. Ziegler. Realization spaces of 4-polytopes are universal. *Bulletin of the American Mathematical Society*, 32:403–412, 1995.
- [45] Marcus Schaefer. Complexity of some geometric and topological problems. In *GD*, volume 5849 of *LNCS*, pages 334–344. Springer, 2009.
- [46] Peter W. Shor. Stretchability of pseudolines is NP-hard. *Applied Geometry and Discrete Mathematics: The Victor Klee Festschrift*, 4:531–554, 1991.
- [47] Karl Georg Christian Staudt. *Geometrie der Lage*. F. Korn, 1847.
- [48] Ileana Streinu. Non-stretchable pseudo-visibility graphs. *Computational Geometry*, 31:195–206, 2005.