

RELATION BETWEEN COMBINATORIAL RICCI CURVATURE AND LIN-LU-YAU'S RICCI CURVATURE ON CELL COMPLEXES

KAZUYOSHI WATANABE AND TAIKI YAMADA

ABSTRACT. In this paper we compare the combinatorial Ricci curvature on cell complexes and the LLY-Ricci curvature defined on graphs. A cell complex is correspondence to a graph such that the vertexes are cells and the edges are vectors on the cell complex. We compare this two Ricci curvature by the coupling and Kantorovich duality.

1. INTRODUCTION

In the Riemannian geometry, the curvature plays an important role. Moreover the Ricci curvature is also studied in geometric analysis on Riemannian manifolds and there are many results on manifolds with non-negative Ricci curvature or with the Ricci curvature bounded below. In the analysis of the Ricci curvature the Bochner-Weitzenböck formula is useful. This formula gives a relation between the curvature tensor and the Hodge Laplacian on smooth differential forms.

The Ricci curvature on discrete spaces, such as graphs and cell complexes, are considered in many ways. The Laplace operator on a graph has similar properties as these on a smooth manifold and is useful for the definition of the Ricci curvature. In [3], the definition of the Ricci curvature on graphs through the log-Sobolev inequality was introduced by Chung and Yau. In [4] and [14], the lower bound of the Ricci curvature is generalized to the framework of graphs in a sense of the Γ -calculus. Ollivier [18] gave the coarse Ricci curvature of Markov chains on arbitrary metric spaces, and Lin, Lu and Yau [13] modified the definition of Ollivier's coarse Ricci curvature on graphs. They show some properties about this curvature, such as the Cartesian product and Erdős-Rényi's random graph.

On the other hand, a cell complex is studied as a combinatorial space and applied to various works. In a recent work, Forman established some discrete analogues of differential geometry to cell complexes, and he calls it "Combinatorial differential Topology" ([6], [8], [9], etc.). In [9], the discrete Morse theory was established and the Morse inequality, which is the relation between critical cells and the homology of the cell complex, was constructed. In this theory, Morse functions are defined on the set of cells of a cell complex. This result is an analogue of the smooth Morse theory on smooth manifolds, but the definition relies only on the combinatorial property of a cell complex, such as the number of faces of a cell. The theory has various practical applications in diverse fields of applied mathematics and computer science, such as homology computation [12], mesh compression [17]. From the discrete vector field the discrete Morse theory is extended to the discrete Novikov-Morse theory [7], and

in this theory he defined a differential form on the cell complex. A differential form is not defined as the cochain of the cell complex but as a linear map on the chain of the cell complex.

The curvature on a cell complex was also studied in many ways. Forman [5] defined the p -th combinatorial curvature function on a cell complex with the Bochner-Weitzenböck formula on the cochain. In the case that $p = 1$, the curvature function plays a role as the Ricci curvature on a cell complex. With this curvature he also showed the Bochner theorem, Myers' theorem and so on. For the curvature defined by angles, M^c Mick [16] established the Gauss-Bonnet theorem, but for Forman's Ricci curvature the Gauss-Bonnet theorem does not hold. In [19], we introduce the definition of the combinatorial Ricci curvature on a cell complex, that is different from Forman's one, by the Bochner-Weitzenböck formula on differential forms. We define an L^2 inner product on the space of combinatorial differential forms, and this inner product determines the Laplacian on combinatorial differential forms. Then we introduce the Ricci curvature by the combinatorial Bochner-Weitzenböck formula for the combinatorial differential forms. For the construction of the Bochner-Weitzenböck formula, we need the covariant of a 1-form. A combinatorial 1-form has a value at a pair of cells $(\tau > \sigma)$ and we call the pair $(\tau > \sigma)$ a vector provided that σ is a face of τ and $\dim \sigma + 1 = \dim \tau$. For the definition of the covariant derivative we present the 0- and 2-neighbor vectors. These vectors are considered as "parallel vectors". We define the covariant of a 1-form as the difference between the components of parallel vectors. For a graph and for a 2-dimensional cell complex decomposing a closed surface, we have the Gauss-Bonnet theorem for this combinatorial Ricci curvature.

For a cell complex M , we consider the graph G_M such that the set of vertices of G_M is the set of cells in M , and the set of edges of G_M is the set of vectors in M . We call G_M the corresponding graph to a cell complex M .

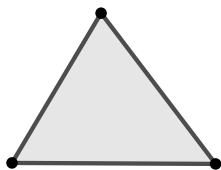


FIGURE 1. Cell complex M

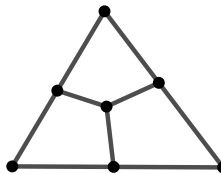


FIGURE 2. Corresponding graph G_M

On the graph, the Ricci curvature is defined by Lin, Lu and Yau [13] and we call it the LLY-Ricci curvature. We study the relation between our combinatorial Ricci curvature on M and the LLY-Ricci curvature on G_M . The LLY-Ricci curvature is defined by the Wasserstein distance between probability measures. We estimate the LLY-Ricci curvature by our combinatorial Ricci curvature and prove the following.

Theorem 1.1. Let τ^{p+1} and σ^p respectively be a $(p+1)$ -cell and a p -cell of M such that $\tau > \sigma$. Then we have

$$(1.1) \quad \kappa(\tau, \sigma) = \frac{\text{Ric}(\tau > \sigma)}{d_\tau \vee d_\sigma} + 2 \left(\frac{1}{d_\tau \wedge d_\sigma} - \frac{1}{d_\tau \vee d_\sigma} \right) + \frac{d_\tau \wedge d_\sigma}{d_\tau \vee d_\sigma} - 1,$$

where $d_\tau \wedge d_\sigma = \min\{d_\tau, d_\sigma\}$ and $d_\sigma \vee d_\sigma = \max\{d_\tau, d_\sigma\}$.

We have some applications of this theorem. The diameter and the eigenvalue of a cell complex M is estimated by the LLY-Ricci curvature, and we apply these estimates for our combinatorial Ricci curvature.

2. DEFINITION OF COMBINATORIAL RICCI CURVATURE

We assume that M is a regular cell complex. In this section, we present a differential form on a cell-complex introduced in [7]. Let M be a regular cell complex of dimension n , and

$$0 \longrightarrow C_n(M) \xrightarrow{\partial} C_{n-1}(M) \xrightarrow{\partial} \cdots \xrightarrow{\partial} C_0(M) \longrightarrow 0$$

be the real cellular chain complex of M . We set

$$(2.1) \quad C_*(M) = \bigoplus_p C_p(M).$$

A linear map $\omega : C_*(M) \rightarrow C_*(M)$ is said to be of *degree d* if for all $p = 1, \dots, n$,

$$(2.2) \quad \omega(C_p(M)) \subset C_{p-d}(M).$$

We say that a linear map ω of degree d is *local* if, for each p and each oriented p -cell α , $\omega(\alpha)$ is a linear combination of oriented $(p-d)$ -cells that are faces of α .

Definition 2.1. For $d \geq 0$, we say that a local linear map $\omega : C_*(M) \rightarrow C_*(M)$ of degree d is a *combinatorial differential d -form*, and we denote the space of combinatorial differential d -forms by $\Omega^d(M)$.

We define the *differential of combinatorial differential forms*

$$(2.3) \quad d : \Omega^d(M) \rightarrow \Omega^{d+1}(M)$$

as follows. For any $\omega \in \Omega^d(M)$ and any p -chain c , we define $(d\omega)(c) \in C_{p-(d+1)}(M)$ by

$$(2.4) \quad (d\omega)(c) = \partial(\omega(c)) - (-1)^d \omega(\partial c).$$

That is,

$$(2.5) \quad d\omega = \partial \circ \omega - (-1)^d \omega \circ \partial.$$

Lemma 2.1 ([7]). The differential for combinatorial differential forms satisfies the following properties.

- $d(\Omega^d(M)) \subseteq \Omega^{(d+1)}(M)$.
- $d^2 = 0$.

This lemma determines the differential complex

$$\Omega^*(M) : 0 \longrightarrow \Omega^0(M) \xrightarrow{d} \Omega^1(M) \xrightarrow{d} \cdots \xrightarrow{d} \Omega^n(M) \longrightarrow 0.$$

Theorem 2.1 ([7]). The cohomology of this complex is isomorphic to the singular cohomology of M . That is,

$$(2.6) \quad H^*(\Omega^*(M)) \cong H^*(M).$$

Let us define an inner product on $C_*(M)$. For any two p -cells σ, σ' , we set an inner product as

$$(2.7) \quad \langle \sigma, \sigma' \rangle = \delta_{\sigma, \sigma'},$$

where $\delta_{\sigma, \sigma'}$ is the Kronecker's delta, that is, $\delta_{\sigma, \sigma'} = 1$ for $\sigma = \sigma'$ and the others are 0. We define the L^2 inner product for combinatorial differential forms. For two d -forms u, v , we set

$$(2.8) \quad \langle u, v \rangle = \sum_{\sigma} \langle u(\sigma), v(\sigma) \rangle,$$

where the sum is taken over all cells σ in M .

Let us consider the adjoint operator of differential with respect to the inner product,

$$(2.9) \quad d^* : \Omega^d(M) \rightarrow \Omega^{d-1}(M).$$

That is, for a d -form u and a $(d-1)$ -form v we have

$$(2.10) \quad \langle d^* u, v \rangle = \langle u, dv \rangle.$$

Definition 2.2. We define the Laplacian for combinatorial differential forms by

$$(2.11) \quad \Delta = dd^* + d^*d.$$

Theorem 2.2. Let M be a finite regular cell-complex. Then we have

$$(2.12) \quad \text{Ker}(\Delta) \cong H^*(\Omega^*(M)) \cong H^*(M).$$

Definition 2.3. Let M be a regular cell complex. We say that M is *quasiconvex* if for every two distinct $(p+1)$ -cells τ_1 and τ_2 of M , if $\bar{\tau}_1 \cap \bar{\tau}_2$ contains a p -cell σ , then $\bar{\tau}_1 \cap \bar{\tau}_2 = \bar{\sigma}$. In particular this implies that $\bar{\tau}_1 \cap \bar{\tau}_2$ contains at most one p -cell.




FIGURE 3. Non quasiconvex

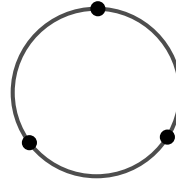


FIGURE 4. Quasiconvex

Let M be a regular quasiconvex cell complex.

Definition 2.4. Let τ, σ be two cells of M such that the dimension is $(p+1)$ and p respectively and σ is a face of τ .

We define a θ -neighbor vector of $(\tau > \sigma)$ as the following.

- The vectors $(\tau' > \sigma)$ for $(p+1)$ -cells $\tau' \neq \tau$ such that there are no $(p+2)$ -cell μ such that $\mu > \tau, \tau'$.

- The vectors $(\tau > \sigma')$ for p -cells $\sigma' \neq \sigma$ such that there are no $(p-1)$ -cell ρ such that $\sigma, \sigma' > \rho$.

We define a *2-neighbor vector* of $(\tau > \sigma)$ as the following.

- The vectors $(\mu > \tau')$ for $(p+1), (p+2)$ -cells τ' and μ such that $\mu > \tau > \sigma$, $\mu > \tau' > \sigma$ and $\tau \neq \tau'$.
- The vectors $(\sigma' > \rho)$ for $(p-1), p$ -cells ρ and σ' such that $\tau > \sigma > \rho$, $\tau > \sigma' > \rho$ and $\sigma \neq \sigma'$.

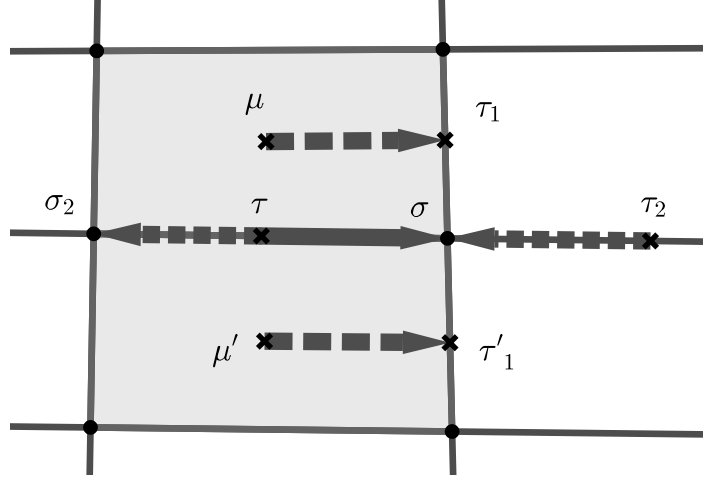


FIGURE 5. Parallel Vectors

Definition 2.5. For a combinatorial 1-form ω on M , we define *the combinatorial covariant derivative* as

$$\begin{aligned} |\nabla \omega|^2(\tau > \sigma) &= \sum_{(\mu > \tau'); 2\text{-neighbor}} \frac{w_\sigma}{w_\mu} (\omega_\sigma^\tau - \omega_{\tau'}^\mu)^2 + \sum_{(\sigma' > \rho); 2\text{-neighbor}} \frac{w_\rho}{\tau} (\omega_\sigma^\tau - \omega_\rho^{\sigma'})^2 \\ &+ \sum_{(\tau' > \sigma); 0\text{-neighbor}} \frac{(w_\sigma)^2}{w_\tau w_{\tau'}} (\omega_\sigma^\tau + \omega_{\sigma'}^{\tau'})^2 + \sum_{(\tau > \sigma'); 0\text{-neighbor}} \frac{w_\sigma w_{\sigma'}}{(w_\tau)^2} (\omega_\sigma^\tau + \omega_{\sigma'}^\tau)^2, \end{aligned}$$

where the sums are taken over all 2-neighbor vectors and 0-neighbor vectors for $(\tau > \sigma)$ respectively.

Definition 2.6. For a combinatorial 1-form ω on M , we define *the Laplacian of $|\omega|^2$* as

$$\begin{aligned} \Delta^b |\omega|^2(\tau > \sigma) &= \sum_{(\mu > \tau'); 2\text{-neighbor}} \frac{w_\sigma}{w_\mu} ((\omega_\sigma^\tau)^2 - (\omega_{\tau'}^\mu)^2) + \sum_{(\sigma' > \rho); 2\text{-neighbor}} \frac{w_\rho}{\tau} ((\omega_\sigma^\tau)^2 - (\omega_\rho^{\sigma'})^2) \\ &+ \sum_{(\tau' > \sigma); 0\text{-neighbor}} \frac{(w_\sigma)^2}{w_\tau w_{\tau'}} ((\omega_\sigma^\tau)^2 + (\omega_{\sigma'}^{\tau'})^2) + \sum_{(\tau > \sigma'); 0\text{-neighbor}} \frac{w_\sigma w_{\sigma'}}{(w_\tau)^2} ((\omega_\sigma^\tau)^2 + (\omega_{\sigma'}^\tau)^2), \end{aligned}$$

where the sums are taken over all 2-neighbor vectors and 0-neighbor vectors for $(\tau > \sigma)$ respectively.

This Laplacian is symmetry for vectors, hence we have

$$(2.13) \quad \sum_{(\tau > \sigma)} \Delta^b |\omega|^2 (\tau > \sigma) = 0,$$

where the sum is taken over all vectors.

Definition 2.7. For a combinatorial 1-form ω , we define the *Ricci curvature on a vector* $(\tau > \sigma)$ as

$$\text{Ric}(\omega)(\tau > \sigma) = \langle \Delta \omega, \omega \rangle (\tau > \sigma) - \frac{1}{2} |\nabla \omega|^2 (\tau > \sigma) + \frac{1}{2} \Delta^b |\omega|^2 (\tau > \sigma).$$

Theorem 2.3 ([19]). Let M be a regular quasiconvex cell-complex, and $(\tau > \sigma)$ a vector on M . For a combinatorial 1-form ω on M , the Ricci curvature $\text{Ric}(\omega)$ is represented by

$$(2.14) \quad \text{Ric}(\omega)(\tau > \sigma) = (2 - \#\{0\text{-neighbor vector of } (\tau > \sigma)\}) (\omega_\sigma^\tau)^2.$$

Definition 2.8. Let M be a regular quasiconvex cell-complex, and $(\tau > \sigma)$ a vector on M . Assume that M has standard weights. We define the *Ricci curvature on a vector* $(\tau > \sigma)$ by

$$(2.15) \quad \text{Ric}(\tau > \sigma) = (2 - \#\{0\text{-neighbor vector of } (\tau > \sigma)\})^2.$$

Example 2.1. Let K^1 be a 1-dimensional cell complex such that the set of vertices is $\{v_i\}_{i=-\infty}^\infty$ and the set of edges is $\{e_i\}_{i=-\infty}^\infty$, and they are related by

$$(2.16) \quad v_i < e_i > v_{i+1}.$$

K^1 is homeomorphic to a line. We assume that K^1 has standard weights. Then the Ricci curvature is calculated by

$$(2.17) \quad \text{Ric}(e_i > v_i) = \text{Ric}(e_i > v_{i+1}) = 0.$$

We set a n -dimensional cell complex K^n by n times product of K^1 . Then K^n is homeomorphic to the Euclid space \mathbf{R}^n , and p -cell is a p -cube. Assume that K^n has standard weights. Then for any vector v the Ricci curvature is calculated by

$$(2.18) \quad \text{Ric}(v) = 0.$$

Thus K^n is a combinatorial flat space.



FIGURE 6. 1-complex K^1

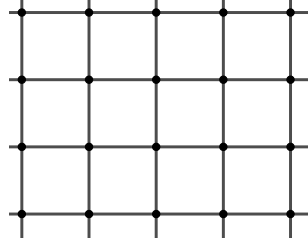


FIGURE 7. 2-complex K^2

3. LLY-RICCI CURVATURE ON CELL COMPLEX

In [13], the Ricci curvature is defined on a graph by using the Wasserstein distance. For a cell complex M we consider the corresponding graph G_M , i.e., the set of vertices of G_M is the set of cells in M , and the set of edges of G_M is the set of vectors in M .

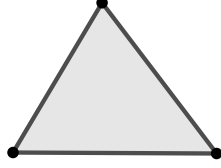


FIGURE 8. Cell complex M

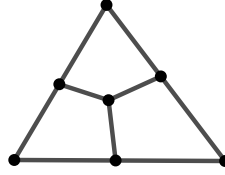


FIGURE 9. Corresponding graph G_M

Then we check the LLY-Ricci curvature on the graph G_M . We denote the set of cells in M by S . We consider a measure μ on a cell complex M as the one on the corresponding graph G_M , i.e., μ has positive value on each cell of M .

Definition 3.1. For two probability measures μ, ν on M , the *Wasserstein distance* between μ and ν is written as

$$(3.1) \quad W(\mu, \nu) = \inf_A \sum_{\sigma_1, \sigma_2 \in S} A(\sigma_1, \sigma_2) d(\sigma_1, \sigma_2),$$

where $A : S \times S \rightarrow [0, 1]$ runs over all maps satisfying

$$(3.2) \quad \begin{cases} \sum_{\sigma_2 \in S} A(\sigma_1, \sigma_2) = \mu(\sigma_1), \\ \sum_{\sigma_1 \in S} A(\sigma_1, \sigma_2) = \nu(\sigma_2). \end{cases}$$

This map A is called a *coupling* between μ and ν .

Proposition 3.1 (Kantorovich-Rubinstein Duality). For two probability measures μ, ν on M , the Wasserstein distance between μ and ν is written as

$$(3.3) \quad W(\mu, \nu) = \sup_{f: 1\text{-Lip}} \sum_{\sigma_1 \in S} f(\sigma_1) (\mu(\sigma_1) - \nu(\sigma_1)),$$

where the supremum is taken over all functions on S that satisfy $|f(\sigma_1) - f(\sigma_2)| \leq d(\sigma_1, \sigma_2)$ for any cells σ_1, σ_2 in M , $\sigma_1 \neq \sigma_2$.

For any $\alpha \in [0, 1]$, and for any p -cell σ in M , we define a probability measure m_σ on M by

$$(3.4) \quad m_\sigma^\alpha(c) = \begin{cases} \alpha & \text{if } c = \sigma \\ \frac{1-\alpha}{d_\sigma} & \text{if } c = \tau^{p+1} \text{ with } \tau > \sigma \text{ or } c = \rho^{p-1} \text{ with } \rho < \sigma \\ 0 & \text{otherwise.} \end{cases}$$

Definition 3.2. For $\alpha \in [0, 1]$ and for any two cells σ and σ' of M , the α -Ricci curvature of σ and σ' is defined as

$$(3.5) \quad \kappa_\alpha(\sigma, \sigma') = 1 - \frac{W(m_\sigma^\alpha, m_{\sigma'}^\alpha)}{d(\sigma, \sigma')}.$$

Lemma 3.1 ([13]). For any $\alpha \in [0, 1]$ and for any two cells σ and σ' of M , we have

$$(3.6) \quad \kappa_\alpha(\sigma, \sigma') \leq (1 - \alpha) \frac{2}{d(\sigma, \sigma')}.$$

Lemma 3.2 ([13]). For any two cells σ and σ' of M , the α -Ricci curvature κ_α is concave in $\alpha \in [0, 1]$.

These two lemmas imply that the function $h(\alpha) = \kappa_\alpha(\sigma, \sigma')/(1 - \alpha)$ is a monotone increasing function in α over $[0, 1]$ and bounded. Thus the limit

$$(3.7) \quad \kappa(\sigma, \sigma') := \lim_{\alpha \rightarrow 1} \frac{\kappa_\alpha(\sigma, \sigma')}{1 - \alpha}$$

exists. We call this limit the *LLY-Ricci curvature* $\kappa(\sigma, \sigma')$ at (σ, σ') in M .

Lemma 3.3 ([13]). If $\kappa(\tau, \sigma) \geq \kappa_0$ for any vector $(\tau > \sigma)$ on M , then $\kappa(\sigma, \sigma') \geq \kappa_0$ for any pair of cells (σ, σ') .

We consider the LLY-Ricci curvature only for vectors $(\tau > \sigma)$.

4. COMPARISON BETWEEN TWO KINDS OF RICCI CURVATURES

In this section we compare the combinatorial Ricci curvature and the LLY-Ricci curvature. We assume that M is a regular quasiconvex cell complex admitting the set of constant weights.

For a vector v on M , we denote the set of 0-neighbor vectors of v by $N_0(v)$ and the set of 2-neighbor vectors of v by $N_2(v)$ (see Definition 2.4). For two cells τ and σ of M , we set

$$(4.1) \quad d_\tau \wedge d_\sigma = \min\{d_\tau, d_\sigma\},$$

$$(4.2) \quad d_\sigma \vee d_\sigma = \max\{d_\tau, d_\sigma\}.$$

We have Theorem 1.1 from the following two comparisons.

4.1. Comparison 1. We first establish the comparison by the coupling.

Theorem 4.1. Let τ^{p+1} and σ^p be a $(p+1)$ -cell and a p -cell of M with $\tau > \sigma$. Then we have

$$(4.3) \quad \kappa(\tau, \sigma) \geq \frac{\text{Ric}(\tau > \sigma)}{d_\tau \vee d_\sigma} + 2 \left(\frac{1}{d_\tau \wedge d_\sigma} - \frac{1}{d_\tau \vee d_\sigma} \right) + \frac{d_\tau \wedge d_\sigma}{d_\tau \vee d_\sigma} - 1.$$

Proof. We assume that $d_\sigma \geq d_\tau$ without loss of generality.

We construct the coupling A between m_τ and m_σ . We set the numbers n_τ and n_σ by

$$(4.4) \quad n_\tau = \#\{\sigma_2^p | (\tau > \sigma_2) \in N_0(\tau > \sigma)\},$$

$$(4.5) \quad n_\sigma = \#\{\tau_2^{p+1} | (\tau_2 > \sigma) \in N_0(\tau > \sigma)\}.$$

Then we have

$$(4.6) \quad n_\tau + n_\sigma = \#N_0(\tau > \sigma),$$

$$(4.7) \quad d_\tau - n_\tau - 1 = d_\sigma - n_\sigma - 1 = \#N_2(\tau > \sigma).$$

We define a map $A : S \times S \rightarrow [0, 1]$ by

$$\begin{cases} A(\tau, \sigma) = \alpha - \frac{1-\alpha}{d_\tau}, \\ A(\mu, \tau_1) = \frac{1-\alpha}{d_\sigma} & \text{if } (\mu^{p+2} > \tau_1^{p+1}) \in N_2(\tau > \sigma), \\ A(\sigma_1, \rho) = \frac{1-\alpha}{d_\sigma} & \text{if } (\sigma_1^p > \rho^{p-1}) \in N_2(\tau > \sigma), \\ A(\tau, \tau_2) = \frac{1}{n_\sigma} \left(\frac{1-\alpha}{d_\tau} - \frac{1-\alpha}{d_\sigma} \right) & \text{if } (\tau_2^{p+1}, \sigma) \in N_0(\tau > \sigma), \\ A(\mu, \tau_2) = \frac{1}{n_\sigma} \left(\frac{1-\alpha}{d_\tau} - \frac{1-\alpha}{d_\sigma} \right) & \text{if } (\mu^{p+2} > \tau_1^{p+1}) \in N_2(\tau > \sigma), (\tau_2^{p+1}, \sigma) \in N_0(\tau > \sigma), \\ A(\sigma_1, \tau_2) = \frac{1}{n_\sigma} \left(\frac{1-\alpha}{d_\tau} - \frac{1-\alpha}{d_\sigma} \right) & \text{if } (\sigma_1^p > \rho^{p-1}) \in N_2(\tau > \sigma), (\tau_2^{p+1}, \sigma) \in N_0(\tau > \sigma), \\ A(\sigma_2, \tau_2) = \frac{1}{n_\sigma} \frac{1-\alpha}{d_\tau} & \text{if } (\tau > \sigma_2^p), (\tau_2^{p+1} > \sigma) \in N_0(\tau > \sigma), \\ A(\lambda_1, \lambda_2) = 0 & \text{otherwise.} \end{cases}$$

Now we take α so large that $\alpha - \frac{1-\alpha}{d_\sigma} > 0$ in $(0, 1)$.

Claim 1. This map $A : S \times S \rightarrow [0, 1]$ is a coupling between m_τ and m_σ .

For a $(p+1)$ -cell τ_2 with $(\tau_2 > \sigma) \in N_0(\tau > \sigma)$, we obtain

$$\begin{aligned} \sum_{\lambda; \text{cells}} A(\lambda, \tau_2) &= \frac{1}{n_\sigma} \left(\frac{1-\alpha}{d_\tau} - \frac{1-\alpha}{d_\sigma} \right) + \frac{1}{n_\sigma} \left(\frac{1-\alpha}{d_\tau} - \frac{1-\alpha}{d_\sigma} \right) (d_\sigma - n_\sigma - 1) + \frac{1}{n_\sigma} \frac{1-\alpha}{d_\tau} \cdot n_\tau \\ &= \frac{1-\alpha}{n_\sigma} \left(\frac{1}{d_\sigma} - \frac{1}{d_\sigma} + \frac{d_\tau - n_\tau - 1}{d_\tau} - \frac{d_\sigma - n_\sigma - 1}{d_\sigma} + \frac{n_\tau}{d_\tau} \right) \\ &= \frac{1-\alpha}{d_\sigma} = m_\sigma(\tau_2). \end{aligned}$$

For the other cases this is obvious. This implies the claim.

From the definition of the Wasserstein distance, we have

$$\begin{aligned} W(m_\tau^\alpha, m_\sigma^\alpha) &\leq \sum_{\lambda_1, \lambda_2 \in S} A(\lambda_1, \lambda_2) d(\lambda_1, \lambda_2) \\ &= \alpha - \frac{1-\alpha}{d_\tau} + \frac{1-\alpha}{d_\sigma} (d_\tau - n_\tau - 1) + 2 \left(\frac{1-\alpha}{d_\tau} - \frac{1-\alpha}{d_\sigma} \right) \\ &\quad + 3 \left(\frac{1-\alpha}{d_\tau} - \frac{1-\alpha}{d_\sigma} \right) (d_\tau - n_\tau - 1) + 3 \frac{1-\alpha}{d_\sigma} n_\tau \\ &= \alpha + (1-\alpha) \left(3 - \frac{2}{d_\tau} - 2 \frac{d_\sigma - n_\sigma}{d_\sigma} \right) \\ &= \alpha + (1-\alpha) \left(3 - \frac{2}{d_\tau} - \frac{d_\sigma + d_\tau - n_\sigma - n_\tau}{d_\sigma} \right). \end{aligned}$$

The equation (4.6) yields

$$\begin{aligned} W(m_\tau^\alpha, m_\sigma^\alpha) &\leq \alpha + (1-\alpha) \left(3 - \frac{2}{d_\tau} - \frac{d_\sigma + d_\tau - \#N_0(\tau > \sigma)}{d_\sigma} \right) \\ &= \alpha + (1-\alpha) \left\{ 3 - \frac{2}{d_\tau} - \frac{d_\sigma + d_\tau - (2 - \text{Ric}(\tau > \sigma))}{d_\sigma} \right\} \\ &= \alpha + (1-\alpha) \left\{ -\frac{\text{Ric}(\tau > \sigma)}{d_\sigma} - 2 \left(\frac{1}{d_\tau} - \frac{1}{d_\sigma} \right) - \frac{d_\tau}{d_\sigma} + 2 \right\}. \end{aligned}$$

This implies that

$$\begin{aligned}\kappa_\alpha(\tau, \sigma) &= 1 - W(m_\tau^\alpha, m_\sigma^\alpha) \\ &\geq (1 - \alpha) \left\{ \frac{\text{Ric}(\tau > \sigma)}{d_\sigma} + 2 \left(\frac{1}{d_\tau} - \frac{1}{d_\sigma} \right) + \frac{d_\tau}{d_\sigma} - 1 \right\}.\end{aligned}$$

Thus we have

$$\begin{aligned}\kappa(\tau, \sigma) &= \lim_{\alpha \rightarrow 1} \frac{\kappa_\alpha(\tau, \sigma)}{1 - \alpha} \\ &\geq \frac{\text{Ric}(\tau > \sigma)}{d_\sigma} + 2 \left(\frac{1}{d_\tau} - \frac{1}{d_\sigma} \right) + \frac{d_\tau}{d_\sigma} - 1.\end{aligned}$$

This completes the proof of the theorem. \square

4.2. Comparison 2. Secondly we establish a comparison by the Kantorovich-Rubinstein duality.

Lemma 4.1. Let M be a regular cell complex. Then there is no odd cycle in G_M .

Proof. Let $\sigma_0, \dots, \sigma_{2n-1} = \sigma_0$ be a cycle in G_M . We assume that $\dim \sigma_0$ is even. Then the dimension of σ_1 is odd. By continuing this process, $\dim \sigma_{2n-2}$ is even. This is a contradiction to

$$(4.8) \quad |\dim \sigma_{2n-2} - \dim \sigma_{2n-1}| = 1.$$

If the dimension of the σ_0 is odd, then the similar argument is constructed. The proof is completed. \square

Theorem 4.2. Let τ^{p+1} and σ^p be a $(p+1)$ -cell and a p -cell such that $\tau > \sigma$. Then we have

$$(4.9) \quad \kappa(\tau, \sigma) \leq \frac{\text{Ric}(\tau > \sigma)}{d_\tau \vee d_\sigma} + 2 \left(\frac{1}{d_\tau \wedge d_\sigma} - \frac{1}{d_\tau \vee d_\sigma} \right) + \frac{d_\tau \wedge d_\sigma}{d_\tau \vee d_\sigma} - 1.$$

Proof. We assume that $d_\sigma \geq d_\tau$ without loss of generality. Similarly as in the previous theorem, we set the numbers n_τ and n_σ by

$$(4.10) \quad n_\tau = \#\{\sigma_2^p | (\tau > \sigma_2) \in N_0(\tau > \sigma)\},$$

$$(4.11) \quad n_\sigma = \#\{\tau_2^{p+1} | (\tau_2 > \sigma) \in N_0(\tau > \sigma)\}.$$

We set the function $f : S \rightarrow \mathbf{R}$ by

$$(4.12) \quad \begin{cases} f(\tau) = 1, \\ f(\sigma) = 0, \\ f(\mu) = 2, f(\tau_1) = 1 & \text{if } (\mu^{p+2} > \tau_1^{p+1}) \in N_2(\tau > \sigma) \\ f(\sigma_1) = 2, f(\rho) = 1 & \text{if } (\sigma_1^p > \rho^{p-1}) \in N_2(\tau > \sigma) \\ f(\sigma_2) = 2 & \text{if } (\tau > \sigma_2^p) \in N_0(\tau > \sigma) \\ f(\tau_2) = -1 & \text{if } (\tau_2^{p+1} > \sigma) \in N_0(\tau > \sigma). \end{cases}$$

For $(\tau > \sigma_2^p) \in N_0(\tau > \sigma)$ and $(\tau_2^{p+1} > \sigma) \in N_0(\tau > \sigma)$, we see $|f(\sigma_2) - f(\tau_2)| = 3$. The distance between the two cells σ_2 and τ_2 is 3, since there is no 5-cycles. The

other cases are trivial, hence f is a 1-Lipshitz function.
From the Kantorovich-Rubinstein duality, we have

$$\begin{aligned}
W(m_\tau^\alpha, m_\sigma^\alpha) &\geq \sum_{\lambda \in S} f(\lambda)(\lambda)(m_\tau^\alpha(\lambda) - m_\sigma^\alpha(\lambda)) \\
&= 1 \cdot \left(\alpha - \frac{1-\alpha}{d_\sigma}\right) + 2n_\tau \frac{1-\alpha}{d_\tau} + 2(d_\tau - n_\tau - 1) \frac{1-\alpha}{d_\tau} \\
&\quad - (d_\sigma - n_\sigma - 1) \frac{1-\alpha}{d_\sigma} + n_\sigma \frac{1-\alpha}{d_\sigma} \\
&= \alpha + (1-\alpha) \left(3 - \frac{2}{d_\tau} - 2 \frac{d_\sigma - n_\sigma}{d_\sigma}\right) \\
&= \alpha + (1-\alpha) \left\{3 - \frac{2}{d_\tau} - \frac{d_\sigma + d_\tau - (n_\sigma + n_\tau)}{d_\sigma}\right\} \\
&= \alpha + (1-\alpha) \left\{3 - \frac{2}{d_\tau} - \frac{d_\sigma + d_\tau - (2 - \text{Ric}(\tau > \sigma))}{d_\sigma}\right\} \\
&= \alpha + (1-\alpha) \left\{-\frac{\text{Ric}(\tau > \sigma)}{d_\sigma} + 2 \left(\frac{1}{d_\sigma} - \frac{1}{d_\tau}\right) - \frac{d_\tau}{d_\sigma} + 2\right\}.
\end{aligned}$$

This implies that

$$\begin{aligned}
\kappa_\alpha(\tau, \sigma) &= 1 - W(m_\tau^\alpha, m_\sigma^\alpha) \\
&\leq (1-\alpha) \left\{\frac{\text{Ric}(\tau > \sigma)}{d_\sigma} + 2 \left(\frac{1}{d_\tau} - \frac{1}{d_\sigma}\right) + \frac{d_\tau}{d_\sigma} - 1\right\}.
\end{aligned}$$

Thus we have

$$\begin{aligned}
\kappa(\tau, \sigma) &= \lim_{\alpha \rightarrow 1} \frac{\kappa_\alpha(\tau, \sigma)}{1-\alpha} \\
&\leq \frac{\text{Ric}(\tau > \sigma)}{d_\sigma} + 2 \left(\frac{1}{d_\tau} - \frac{1}{d_\sigma}\right) + \frac{d_\tau}{d_\sigma} - 1.
\end{aligned}$$

This completes the proof of the theorem. \square

Remark 4.1. If a cell complex M is d -regular, i.e., the degrees of all cells of M are constant d , then Theorem 1.1 yields

$$(4.13) \quad \frac{\text{Ric}(\tau > \sigma)}{d} = \kappa(\tau, \sigma)$$

for any vector $(\tau > \sigma)$. For the combinatorially flat space K^n that decomposes the n -dimensional Euclid space \mathbf{R}^n by n -cubes (see Example 2.1), we have

$$(4.14) \quad \text{Ric}(\tau > \sigma) = 0$$

for any vector $(\tau > \sigma)$ and the degree of any cell is $2n$. Therefore we have

$$(4.15) \quad \kappa(\tau, \sigma) = 0$$

for any two cells τ and σ of K^n .

5. APPLICATIONS

In this section we show some applications such as the diameter of a cell complex and the first non zero eigenvalue. We denote

$$(5.1) \quad d_{\max} = \max_{\sigma \in S} d_{\sigma},$$

$$(5.2) \quad d_{\min} = \min_{\sigma \in S} d_{\sigma}.$$

We denote

$$K(M) = \min_{(\tau > \sigma); \text{vector}} \left\{ \frac{\text{Ric}(\tau > \sigma)}{d_{\tau} \vee d_{\sigma}} + 2 \left(\frac{1}{d_{\tau} \wedge d_{\sigma}} - \frac{1}{d_{\tau} \vee d_{\sigma}} \right) + \frac{d_{\tau} \wedge d_{\sigma}}{d_{\tau} \vee d_{\sigma}} - 1 \right\},$$

where the minimum takes over all vectors in M .

5.1. Myers' Type Theorem. For the LLY-Ricci curvature, the Myers' type theorem for a graph is proved in [13].

Theorem 5.1 ([13]). If $\kappa(\tau > \sigma) \geq \kappa > 0$ for any vector $(\tau > \sigma)$ on M , then the diameter of a cell complex M is bounded as follows:

$$(5.3) \quad \text{diam}(M) \leq \frac{2}{\kappa}.$$

From Theorem 1.1, we immediately prove the following corollary.

Corollary 5.1. Let M be a quasiconvex cell complex admitting the set of constant weights. If $K(M) > 0$, then we have

$$(5.4) \quad \text{diam}(M) \leq \frac{2}{K(M)}.$$

From Theorem 1.1 we obtain

$$\text{Ric}(\tau > \sigma) = d_{\sigma} \vee d_{\tau} \cdot \kappa(\tau, \sigma) + 2 \left(1 - \frac{d_{\sigma} \vee d_{\tau}}{d_{\sigma} \wedge d_{\tau}} \right) + d_{\sigma} \vee d_{\tau} - d_{\sigma} \wedge d_{\tau}$$

for any vector $(\tau > \sigma)$ on M . We denote

$$k(M) = \min_{(\tau > \sigma); \text{vector}} \left(d_{\sigma} \vee d_{\tau} \cdot \kappa(\tau, \sigma) + 2 \left(1 - \frac{d_{\sigma} \vee d_{\tau}}{d_{\sigma} \wedge d_{\tau}} \right) + d_{\sigma} \vee d_{\tau} - d_{\sigma} \wedge d_{\tau} \right),$$

where the minimum takes over all vectors in M .

In [5] the combinatorial Bonnet Myers type theorem is established for the Ricci curvature on cochain. We also prove the Bonnet Myers type theorem for our combinatorial Ricci curvature on combinatorial differential forms in the Forman's way.

Theorem 5.2. Let M be a quasiconvex cell complex with the cells admitting constant weight. If $\text{Ric}(v) \geq c > 0$ for all vectors v , then we have

$$(5.5) \quad \text{diam}(M) \leq \frac{2}{c} \left(\sup_{v; \text{vector}} \#N_2(v) + 1 \right),$$

where the supremum is taken over all vectors v .

From this theorem we immediately have the following.

Corollary 5.2. Let M be a quasiconvex cell complex admitting constant weights. We assume that $k(M) > 0$. Then we have

$$\text{diam}(M) \leq \frac{2}{k(M)} \left(\sup_{v; \text{vector}} \#N_2(v) + 1 \right),$$

where the supremum is taken over all vectors v in M .

5.2. Nonzero Eigenvalue. For a function $f \in \Omega^0(M)$, we have

$$(5.6) \quad \Delta f(\sigma^p) = - \sum_{\tau^{p+1}; \tau > \sigma} (f(\tau) - f(\sigma)) + \sum_{\rho^{p-1}; \sigma > \rho} (f(\sigma) - f(\rho))$$

$$(5.7) \quad = d_\sigma f(\sigma) - \sum_{\tau^{p+1}; \tau > \sigma} f(\tau) - \sum_{\rho^{p-1}; \sigma > \rho} f(\rho).$$

This Laplacian is equal to the non normalized Laplacian on the graph G_M .

For the LLY-Ricci curvature on a graph, there is an estimate of the first non-zero eigenvalue of the normalized Laplacian on the graph. The following theorem is corresponding to this fact.

Theorem 5.3. Assume that M is a finite cell complex and λ_1 is the first non-zero Laplacian eigenvalue of M . If $\kappa(\tau > \sigma) \geq \kappa > 0$ for any vector $(\tau > \sigma)$ on M , then we have

$$(5.8) \quad \lambda_1 \geq \frac{d_{\max} d_{\min} \kappa^2}{\kappa d_{\max} + 2(d_{\max} - d_{\min})}.$$

Proof. Let f be an eigenfunction with respect to λ_1 on M . Without loss of generality we assume that f is a 1-Lipshitz function and

$$(5.9) \quad \sup_{\lambda \neq \lambda'} \frac{|f(\lambda) - f(\lambda')|}{d(\lambda, \lambda')} = 1.$$

Then there exists a vector $(\tau > \sigma)$ on M with

$$(5.10) \quad f(\tau) - f(\sigma) = 1,$$

by changing the sign of f if necessary. We assume $d_\tau \leq d_\sigma$ without loss of generality. Then we have

$$(5.11) \quad \Delta f(\sigma^p) = d_\sigma f(\sigma) - \sum_{\tau^{p+1}; \tau > \sigma} f(\tau) - \sum_{\rho^{p-1}; \sigma > \rho} f(\rho)$$

$$(5.12) \quad = \lambda_1 f(\sigma),$$

and

$$(5.13) \quad \sum_{\tau^{p+1}; \tau > \sigma} f(\tau) + \sum_{\rho^{p-1}; \sigma > \rho} f(\rho) = (d_\sigma - \lambda_1) f(\sigma).$$

The Wasserstein distance is estimated by

$$\begin{aligned}
W(m_\tau^\alpha, m_\sigma^\alpha) &\geq \sum_{\lambda \in S} f(\lambda)(m_\tau^\alpha(\lambda) - m_\sigma^\alpha(\lambda)) \\
&= \sum_{\mu; \mu > \tau} f(\mu) \frac{1-\alpha}{d_\tau} + \sum_{\sigma_1; \tau > \sigma_1} f(\sigma_1) \frac{1-\alpha}{d_\tau} + f(\tau)\alpha \\
&\quad - \sum_{\tau_1; \tau_1 > \sigma} f(\tau_1) \frac{1-\alpha}{d_\sigma} - \sum_{\rho; \sigma > \rho} f(\rho) \frac{1-\alpha}{d_\sigma} - f(\sigma)\alpha \\
&= (d_\tau - \lambda_1)f(\tau) \frac{1-\alpha}{d_\tau} + f(\tau)\alpha - (d_\sigma - \lambda_1)f(\sigma) \frac{1-\alpha}{d_\sigma} - f(\sigma)\alpha \\
&= (f(\tau) - f(\sigma)) - (1-\alpha)\lambda_1 \left(\frac{f(\tau)}{d_\tau} - \frac{f(\sigma)}{d_\sigma} \right) \\
&= 1 + (1-\alpha) \left(-\frac{\lambda_1}{d_\tau} + \left(\frac{1}{d_\sigma} - \frac{1}{d_\tau} \right) f(\sigma) \right).
\end{aligned}$$

Since f is a 1-Lipshitz function, we have

$$(5.14) \quad \max_{\nu} f(\nu) - \min_{\nu} f(\nu) \leq \text{diam}(M).$$

Since f is an eigenfunction of a non-zero value λ_1 , the function f is orthogonal to the constant function and $\min_{\nu} f(\nu)$ is negative. Therefore, we obtain

$$(5.15) \quad \max_{\nu} f(\nu) \leq \text{diam}(M).$$

From Theorem 5.1 we have

$$(5.16) \quad \max_{\nu} f(\nu) \leq \frac{2}{\kappa}.$$

This yields

$$\begin{aligned}
W(m_\tau^\alpha, m_\sigma^\alpha) &\geq 1 + (1-\alpha)\lambda_1 \left(-\frac{1}{d_\tau} + \left(\frac{1}{d_\sigma} - \frac{1}{d_\tau} \right) \frac{2}{\kappa} \right) \\
&\geq 1 + (1-\alpha)\lambda_1 \left(-\frac{1}{d_{\min}} + \left(\frac{1}{d_{\max}} - \frac{1}{d_{\min}} \right) \frac{2}{\kappa} \right).
\end{aligned}$$

Then the α -Ricci curvature is

$$\begin{aligned}
\kappa_\alpha(\tau, \sigma) &= 1 - W(m_\tau^\alpha, m_\sigma^\alpha) \\
&\leq (1-\alpha)\lambda_1 \left(\frac{1}{d_{\min}} + \left(\frac{1}{d_{\min}} - \frac{1}{d_{\max}} \right) \frac{2}{\kappa} \right).
\end{aligned}$$

Thus we have

$$\begin{aligned}
\kappa(\tau, \sigma) &= \lim_{\alpha \rightarrow 1} \frac{\kappa_\alpha(\tau, \sigma)}{1-\alpha} \\
&\leq \lambda_1 \left(\frac{1}{d_{\min}} + \left(\frac{1}{d_{\min}} - \frac{1}{d_{\max}} \right) \frac{2}{\kappa} \right).
\end{aligned}$$

This implies that

$$\begin{aligned}
\lambda_1 &\geq \frac{\kappa}{\frac{1}{d_{\min}} + \left(\frac{1}{d_{\min}} - \frac{1}{d_{\max}} \right) \frac{2}{\kappa}} \\
&\geq \frac{d_{\max} d_{\min} \kappa^2}{\kappa d_{\max} + 2(d_{\max} - d_{\min})}.
\end{aligned}$$

The proof is completed □

From Theorem 1.1, we have the relation between the combinatorial Ricci curvature and the first non-zero Laplacian eigenvalue of M .

Corollary 5.3. Let M be a quasiconvex cell complex admitting a set of constant weights. If $K(M) > 0$, then we have

$$(5.17) \quad \lambda_1 \geq \frac{d_{\max} d_{\min} (K(M))^2}{K(M) d_{\max} + 2(d_{\max} - d_{\min})}.$$

Example 5.1. We now consider the tetrahedral decomposition C^2 of the 2-sphere S^2 . We assume that the weight of each cell is constant. We set a n -dimensional cell complex C^n by a cone of C^{n-1} inductively, i.e., $C^n = (C^{n-1} \times [0, 1]) / (C^{n-1} \times 1)$. C^n is a decomposition of a n -sphere. For an edge e and a vertex v such that $e > v$, we obtain

$$(5.18) \quad \text{Ric}(e > v) = 1.$$

For a n -cell σ^n and a $(n-1)$ -cell ρ^{n-1} such that $\sigma > \rho$, we obtain

$$(5.19) \quad \text{Ric}(\sigma > \rho) = 1.$$

For other vector v in C^n , we obtain

$$(5.20) \quad \text{Ric}(v) = 2.$$

Then we have

$$(5.21) \quad K(C^n) = \frac{2}{n(n-1)} > 0.$$

From Corollary 5.3, we have the inequality for the first non-zero eigenvalue of C^n ,

$$(5.22) \quad \lambda_1 \geq \frac{2}{n(n-1)^2}.$$

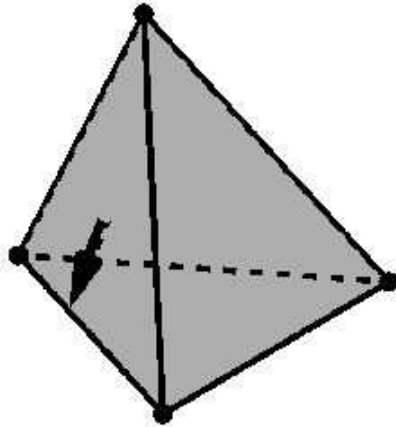


FIGURE 10. Tetrahedral decomposition C^2

REFERENCES

- [1] R. F. Arnold, *The Discrete Hodge Star Operator and Poincaré Duality*, Virginia Polytechnic Institute and State University (2012).
- [2] D. Bakry and M. Émery, *Diffusions hypercontractives*, Séminaire de probabilités, XIX, 1983/84, Lecture Notes in Math., vol. 1123, Springer, Berlin, 1985, pp. 177–206 (French). MR889476
- [3] F. R. K. Chung and S.-T. Yau, *Logarithmic Harnack inequalities*, Math. Res. Lett. **3** (1996), no. 6, 793–812. MR1426537
- [4] K. D. Elworthy, *Manifolds and graphs with mostly positive curvatures*, Stochastic analysis and applications (Lisbon, 1989), Progr. Probab., vol. 26, Birkhäuser Boston, Boston, MA, 1991, pp. 96–110. MR1168070
- [5] R. Forman, *Bochner’s method for cell complexes and combinatorial Ricci curvature*, Discrete Comput. Geom. **29** (2003), no. 3, 323–374, DOI 10.1007/s00454-002-0743-x. MR1961004
- [6] ———, *Combinatorial differential topology and geometry*, New perspectives in algebraic combinatorics (Berkeley, CA, 1996), Math. Sci. Res. Inst. Publ., vol. 38, Cambridge Univ. Press, Cambridge, 1999, pp. 177–206. MR1731817
- [7] ———, *Combinatorial Novikov-Morse theory*, Internat. J. Math. **13** (2002), no. 4, 333–368, DOI 10.1142/S0129167X02001265. MR1911862
- [8] ———, *Combinatorial vector fields and dynamical systems*, Math. Z. **228** (1998), no. 4, 629–681, DOI 10.1007/PL00004638. MR1644432
- [9] ———, *Morse theory for cell complexes*, Adv. Math. **134** (1998), no. 1, 90–145, DOI 10.1006/aima.1997.1650. MR1612391
- [10] ———, *Some applications of combinatorial differential topology*, Graphs and patterns in mathematics and theoretical physics, Proc. Sympos. Pure Math., vol. 73, Amer. Math. Soc., Providence, RI, 2005, pp. 281–313. MR2131018
- [11] ———, *Witten-Morse theory for cell complexes*, Topology **37** (1998), no. 5, 945–979. MR1650414
- [12] T. Lewiner, H. Lopes, and G. Tavares, *Applications of Forman’s discrete Morse theory to topology visualization and mesh compression*, IEEE Transactions on Visualization and Computer Graphics **10** (2004), no. 5, 499–508, DOI 10.1109/TVCG.2004.18.
- [13] Y. Lin, L. Lu, and S.-T. Yau, *Ricci curvature of graphs*, Tohoku Math. J. (2) **63** (2011), no. 4, 605–627, DOI 10.2748/tmj/1325886283. MR2872958
- [14] Y. Lin and S.-T. Yau, *Ricci curvature and eigenvalue estimate on locally finite graphs*, Math. Res. Lett. **17** (2010), no. 2, 343–356. MR2644381
- [15] A. T. Lundell and S. Weingram, *The Topology of CW Complexes*, The university series in higher mathematics, Springer New York, 2012.
- [16] P. McCormick, *Combinatorial Curvature of Cellular Complexes*, The University of Melbourne, Department of Mathematics and Statistics (2004).
- [17] K. Mischaikow and V. Nanda, *Morse theory for filtrations and efficient computation of persistent homology*, Discrete Comput. Geom. **50** (2013), no. 2, 330–353. MR3090522
- [18] Y. Ollivier, *Ricci curvature of Markov chains on metric spaces*, J. Funct. Anal. **256** (2009), no. 3, 810–864, DOI 10.1016/j.jfa.2008.11.001. MR2484937
- [19] K. Watanabe, *Combinatorial Ricci curvature on cell-complex and Gauss-Bonnet theorem*, to appear in Tohoku Math. J. (2017).

TOHOKU UNIVERSITY, SENDAI 985-8578, JAPAN
E-mail address: kazuyoshi.watanabe.q5@dc.tohoku.ac.jp
E-mail address: mathyamada@dc.tohoku.ac.jp