

Understanding Data Retrieval Practices –  
A Social Informatics Perspective

Kathleen Gregory (corresponding author)  
Data Archiving and Networked Services,  
Royal Netherlands Academy of Arts and Sciences  
Anna van Saksenlaan 51  
2593 HW The Hague  
The Hague, The Netherlands  
kathleen.gregory@dans.knaw.nl  
+31 7 03 49 44 50

Helena Cousijn  
Elsevier  
Radarweg 29, 1043 NX  
Amsterdam, The Netherlands  
[h.cousijn@elsevier.co](mailto:h.cousijn@elsevier.co)

Paul Groth  
Elsevier Labs  
Radarweg 29, 1043 NX  
Amsterdam, The Netherlands  
[p.groth@elsevier.com](mailto:p.groth@elsevier.com)

Andrea Scharnhorst  
Data Archiving and Networked Services,  
Royal Netherlands Academy of Arts and Sciences  
Anna van Saksenlaan 51  
2593 HW The Hague  
The Hague, The Netherlands  
[andrea.scharnhorst@dans.knaw.nl](mailto:andrea.scharnhorst@dans.knaw.nl)

Sally Wyatt  
Faculty of Arts and Social Sciences  
Maastricht University  
Grote Gracht 82  
Maastricht 6211 SZ, The Netherlands  
[sally.wyatt@maastrichtuniversity.nl](mailto:sally.wyatt@maastrichtuniversity.nl)

## Abstract

Open research data are heralded as having the potential to increase effectiveness, productivity, and reproducibility in science, but little is known about the actual practices involved in data search and retrieval. The socio-technical problem of locating data for (re)use is often reduced to the technological dimension of designing data search systems. In this article, we explore how a social informatics perspective can help to better analyze the current academic discourse about data retrieval as well as to study user practices and behaviors. We employ two methods in our analysis - bibliometrics and interviews with data seekers - and conclude with a discussion of the implications of our findings for designing data discovery systems.

## Introduction

The reuse of open research data is heralded as having the potential to increase effectiveness, productivity, and reproducibility in science (Gray, 2009; Wilkinson et al., 2016). However, data do not flow easily between users, situations, and disciplines (Borgman, 2015). Instead, they rely on dynamic relationships between people, context and technology. Exploring these relationships is a central concern of social informatics research (Fichman, Sanfilippo, & Rosenbaum, 2015).

Social informatics calls for an interdisciplinary, contextual approach to studying the design and use of information technologies (Kling, 1998) and recognizes the potential for findings to be applied to systems design (Kling & Star, 1997). We aim to address this call for practical outcomes in an ongoing project integrating approaches from science and technology studies and information science to inform and intervene into the design of tools for searching for research data.

Here, we employ two methods – bibliometrics and interviews – to gain empirical evidence about researchers' data retrieval practices, focusing on how researchers negotiate meaning when seeking data. We draw upon social informatics to inform our interviews, to interpret our findings, and to apply our findings to the design of data discovery systems.

Interest in facilitating data sharing and reuse is high. Funding agencies, research organizations, and repositories are all increasingly engaged in drafting policies regulating data sharing and management (e.g. Digital Curation Centre, n.d.). Many studies mirror recent policy developments, focusing on data sharing and management practices, usually presenting the researcher in the role of data creator (Tenopir et al., 2011; Kennan & Markauskaite, 2015). As more work is done to investigate how data are used, researchers' multiple roles are being recognized. Researchers are not only data producers, but they also act as consumers, curators, and evaluators of data (Borgman, et al., 2015).

Researchers seek, access, and evaluate data they have not created themselves as they engage in the socio-technical process of data retrieval. Research on data retrieval has focused primarily on the technical side of this process (Gregory et. al, 2017), with the development of ontologies, standards, and search tools taking precedence (Ohno-Machado et al., 2017; Sansone et al., 2017). Investigations into the social aspects, such as data retrieval and reuse practices, are far less common (see for example Borgman et al., 2016; Borgman et al, 2007).

We begin by reviewing the data retrieval literature with a bibliometric analysis, further revealing the technical bias, the distributed nature of the discourse, and gaps in terms of data search processes. We then present the results of interviews across disciplinary domains. The interview questions, informed by dialogue with the designers of a data search system, explore data users' needs and contexts, their strategies for locating data, and the criteria brought to bear when evaluating reuse potential. We conclude by discussing how social informatics can be further applied to understand data retrieval as a socio-technical process and pose suggestions for integrating these insights into the design of data discovery systems.

## Background and Bibliometric Analysis

Data retrieval research currently focuses on technical challenges and solutions for searching data, as techniques for text-based retrieval do not work well for structured data (Rieh, Collins-Thompson, Hansen, & Lee, 2016). In response, researchers seek ways to apply keyword searching to datasets (Lopez-Veyna, Sosa-Sosa, & Lopez-Arevalo, 2012), to semantically enhance datasets (Rosati & Mayernik, 2013, Khan 2016), and to create new ontologies and standards (Ohno-Machado et al., 2017; Sansone et al., 2017). These approaches are used to create a variety of search tools for specific disciplines (Park, 2017; Megler & Meier, 2013) and data types (Markonis, 2017; Dulisch, 2015).

Studies of users' practices are not as prevalent. A small body of work examines how researchers seek and evaluate data within disciplines (Davis et al, 2014; Zimmerman, 2007, 2008), or within data repositories (Kern & Mathiak, 2015, Borgman et. al 2015, Murillo, 2014). Much information on data retrieval practices is buried within investigations of other practices (e.g. Wynholds, 2012; Wallis 2013), such as data sharing and reuse (Curty, 2016; Faniel, 2013; Yoon, 2016).

A broader bibliometric analysis of the discourse makes this imbalance explicit. Building upon our earlier review of observational data users (Gregory et al., 2017), we searched the literature using different keyword combinations across all fields, primarily in Scopus. We combined keywords related to information retrieval (e.g. user behavior, information seeking, information retrieval), data practices (e.g. research practices, community practices) and research data (see Figure 1). We performed other keyword searches for data search and discoverability, and applied bibliometric techniques such as citation chaining and related records. Pertinent sources (journals, book series, proceedings, etc.) not indexed by Scopus were searched directly using similar keywords. We closely read the 400 retrieved documents to identify relevant publications, resulting in a final corpus of 189 documents published between 1990 and 2017.

---

☐ ( KEY ( **user** AND **retrieval** AND **information** ) AND TITLE-ABS-KEY ( "**research data**" OR 13 ( **scien\*** W/1 **data** ) OR ( **data** W/1 ( **repositor\*** OR **archive\*** ) ) ) )

---

☐ ( TITLE-ABS-KEY ( **user** AND **retrieval** AND **information** ) AND TITLE-ABS-KEY ( "**research data**" OR ( **scien\*** W/1 **data** ) OR ( ( **data** OR **digital** ) W/1 ( **repositor\*** OR **archive\*** ) ) ) )

---

☐ ( TITLE-ABS-KEY ( **retrieval** OR **discover\*** ) AND TITLE-ABS-KEY ( "**research data**" OR ( **scien\*** W/1 **data** ) OR ( ( **data** OR **digital** ) W/1 ( **repositor\*** OR **archive\*** ) ) ) AND TITLE-ABS-KEY ( **data** W/1 ( **search** OR **seek\*** ) ) )

---

☐ ( TITLE-ABS-KEY ( **use\*** OR **usage** ) AND TITLE-ABS-KEY ( "**research data**" OR ( **scien\*** W/1 **data** ) OR ( ( **data** OR **digital** ) W/1 ( **repositor\*** OR **archive\*** ) ) ) AND TITLE-ABS-KEY ( **data** W/1 ( **search** OR **seek\*** ) ) )

---

Figure 1. A sampling of keyword combinations used in Scopus

Restricting our results to journals and conference proceedings produced a corpus containing 102 sources titles and 182 publications. As Bradford's law predicts (Bradford, 1950), a small, core group of sources accounts for the majority of publications; only ten sources have published more than three publications. Most publications in these ten sources were published after 2012, indicating that interest in the topic has only recently begun to solidify (Figure 2). Scopus classifies seven of these top sources as computer science or engineering titles, highlighting the technical dominance in the

discourse. We also see some hint of discipline-specific interest, evidenced by the appearance of *Nucleic Acids Research* and *Bioinformatics*.

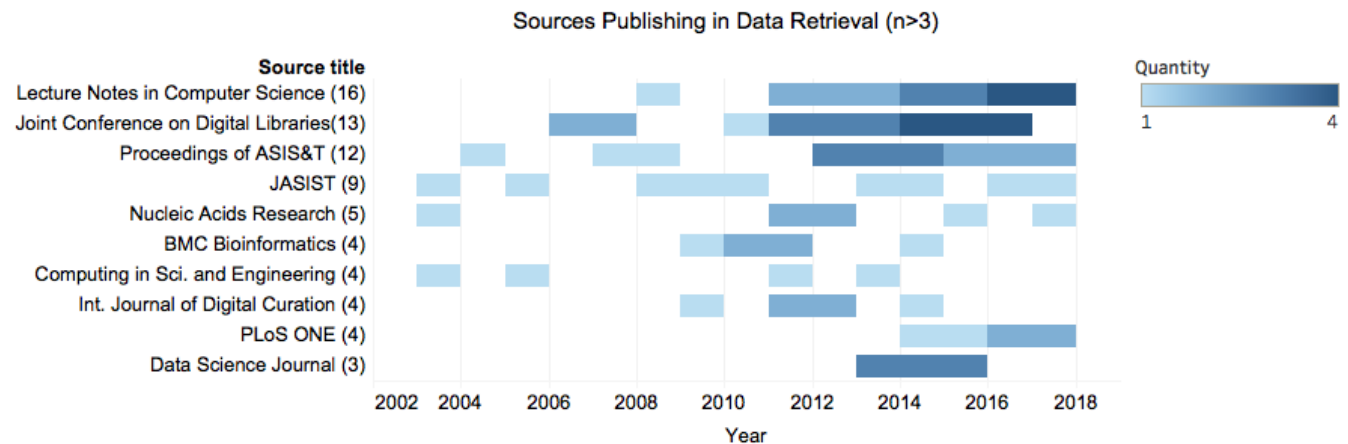


Figure 2. Sources in the corpus with more than three publications.

The publications in Figure 2 include approximately 40% of the corpus. The remaining 60% are spread across other sources, including disciplinary journals which only appear once. The two earliest publications come from molecular biology and astronomy, indicating an early interest within traditionally data-intensive disciplines.

To augment the source-level analysis, we created a keyword co-occurrence map for all keywords using VOSviewer (Van Eck & Waltman, 2010) (Figure 3). The minimum co-occurrence was set to five; general keywords such as “article” or “procedures” were excluded.

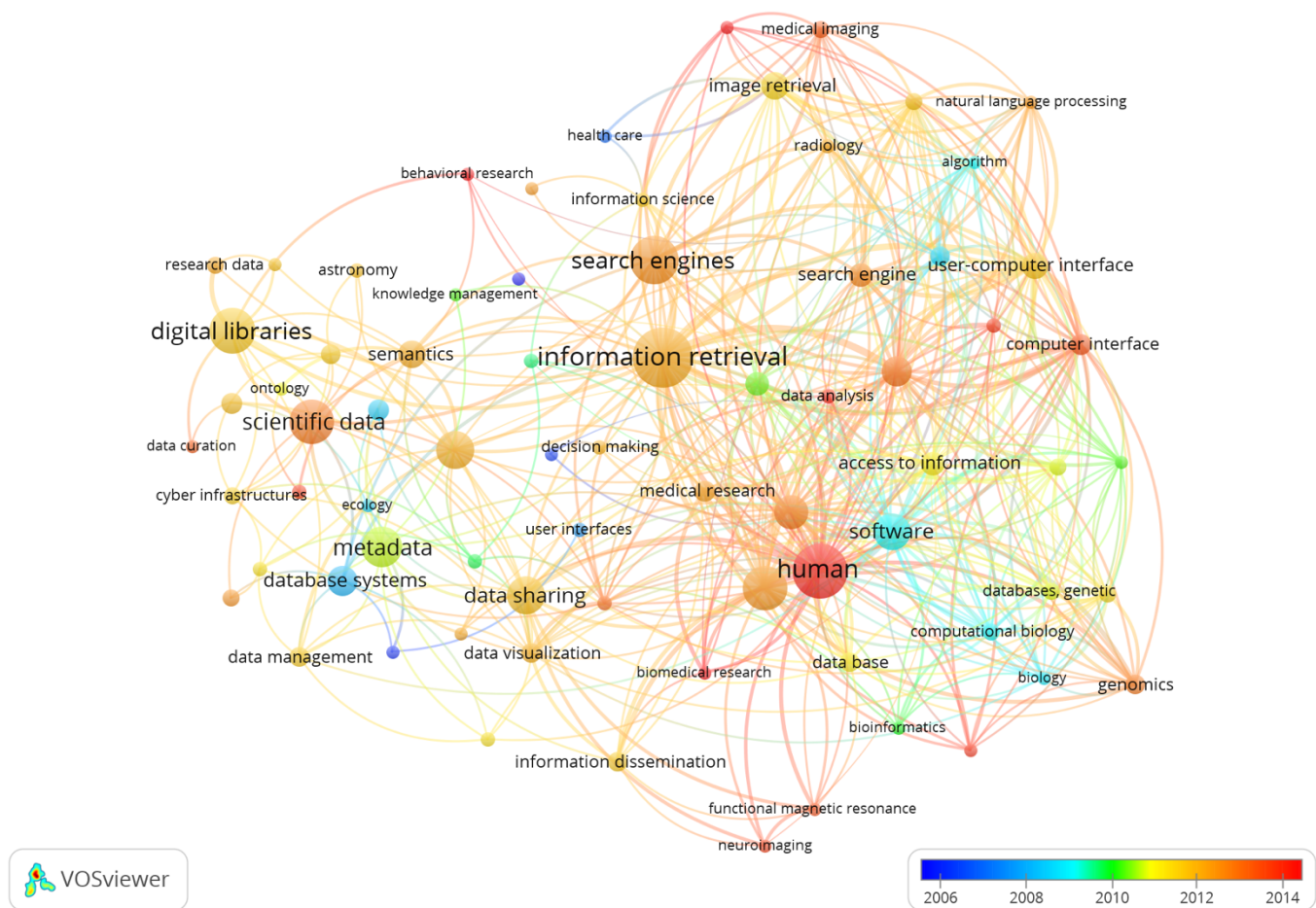


Figure 3. Keyword co-occurrence map with temporal overlay.

Figure 3 demonstrates the spread of the discourse and its technical focus. We see the dominance of disciplinary keywords (e.g. genomics, astronomy) and the prominence of more technical areas (information retrieval, search engines, and image retrieval). The concept of human solidifies only recently; the highest average number of keywords appears in 2014, both in connection to technical concepts (information retrieval, search engines) and keywords associated with the study of humans (neuroscience, genomics). The topical and disciplinary dynamics visible in the keywords support examining data retrieval from a social informatics perspective.

The keyword mapping highlights gaps in the field. Only a handful of disciplinary keywords are present, mirroring the disciplinary bias in the source analysis. Fields with well-developed data infrastructures, such as high-energy physics (Dallmeier-Tiessen & Mele, 2014), are surprisingly under-represented as are the social sciences. “Data search” or “data retrieval” are not identified as stand-alone topics, suggesting that information about these practices is buried within other discussions and that these terms are not yet codified labels. The analysis also suggests that social factors have only recently begun to be addressed.

Kacprzak and colleagues echo this idea, noting that existing data retrieval applications are often based on preliminary or anecdotal evidence (2017). Query log analyses can help to develop insights about data retrieval practices (Kacprzak et al., 2017), but log data cannot explain the reasoning behind search behaviors (Borgman, Hirsh, & Hiller, 1996). Our work begins from a deeper engagement with users themselves, conducting interviews informed by the creators of a data search

system. We thereby attempt to facilitate a dialogue between system designers and end users, bridging the social and the technical aspects of the problem.

## Research Design, Data Collection and Analysis

### Dialogue with Search Engine Designers

Before developing our interview protocol, we consulted with the Elsevier Data Search (datasearch.elsevier.com) design and implementation team. Data Search is a publicly available data search engine that harvests data from multiple data and publication repositories (Scerri, et al., 2017). It is currently under development; its design is not yet finalized. We also examined preliminary user evaluations for Data Search. We used this as input to our interview protocol.

### Interviews

We conducted 22 one-hour, semi-structured interviews between October and December 2017, using Skype, GoToMeeting or in-person meetings. Participants were recruited via email from a pool of 186 individuals who had visited the Data Search portal and had indicated willingness to provide feedback. We postulated that these individuals would have interest in searching for research data. We spoke with 19 respondents from the Data Search pool, and recruited three additional participants using convenience sampling.

The majority of participants are active researchers, although some are active in other areas or have numerous roles (Table 1); participants also spoke about previous experiences in other roles or the experiences of their colleagues. Participants work in twelve countries. The most frequently represented countries are the United States (n=6) and the Netherlands (n=3). Some participants currently work outside of their home countries or have past experience working abroad.

Participants self-identified their broad disciplinary area. Although a range of disciplines are present, computer science (n=3) and information science (n=3) are the most common. Individuals working in support roles, especially in libraries, have insight into the needs and practices of various disciplines (n=3). Our participants are in diverse career stages: early career (0-5 years, n=5), mid-career (6-15 years, n=11), experienced (16+ years, n=6), and retired (n=1).

Participant	Gender	Discipline	Country of employment	Career Stage	Current role
1	M	Medical statistics	USA	Retired	Citizen
2	M	Business and finance	UK	Experienced	Industry
3	F	Cognitive psychology, neuroscience	Netherlands	Early	Researcher
4	F	Evolutionary ecology	France	Early	Researcher
5	M	Information science	Singapore	Early	Researcher
6	F	Water resources	Malaysia	Early	Researcher, PhD candidate
7	F	Computer science	Australia	Middle	Researcher
8	M	Computer science	USA	Middle	Researcher

9	M	Information science	Spain	Middle	Researcher
10	M	Information science, musicology	Netherlands	Middle	Researcher
11	M	Psychology	Spain	Middle	Researcher
12	M	Psychiatry, medicine, neuroscience	Portugal	Middle	Researcher, clinical practice, PhD candidate
13	F	Molecular biology, medical devices	USA	Middle	Researcher, industry
14	M	Computer science, data science	Guatemala	Middle	Researcher, industry
15	M	Acoustical engineering	Canada	Experienced	Researcher
16	M	Industrial ecology	Brazil	Experienced	Researcher
17	M	Palaeontology	Netherlands	Experienced	Researcher
18	F	Popular culture	USA	Experienced	Researcher
19	M	Chemistry	Australia	Experienced	Researcher, industry
20	F	Libraries	USA	Early	Support
21	M	Libraries	UK	Middle	Support
22	F	Scientific literature manager	USA	Middle	Support

*Table 1.* Participant description

Although participants were recruited from Data Search, the interviews did not focus on this tool. Rather, our aim was to learn more about general data retrieval practices. We therefore asked open-ended questions, encouraging rich discussions about contexts and data needs, strategies for locating data and criteria for evaluation. We focused on data not created by participants, but otherwise left the term “data” open for definition by participants.<sup>1</sup>

When necessary, we followed our questions by prompts to elicit more detail, some reflecting the interests of the search engine team. We audio-recorded the interviews and created detailed summaries for each interview. These summaries were uploaded into the qualitative data analysis program QDA Miner Lite for coding and analysis.

The ethical review board at Maastricht University approved our interview methodology; all participants provided written informed consent.

## Findings

Our main findings are presented along three dimensions, informed by the analytical framework we have discussed elsewhere (Gregory et al, 2017). These three dimensions - user contexts and data

---

<sup>1</sup> The interview protocol and coding tree used during analysis can be found in Appendix A and B.

needs, search strategies, and evaluation criteria - are further divided into non-hierarchical subsections designed to orient the reader to the interpretations presented in the discussion.

### User Contexts and Data Needs

An important contextual aspect is a user's disciplinary community. For some, data sharing and reuse are normal, as in computer science, biomedicine, and astronomy (7, 13, 20). For others, seeking data involves calculated exchanges, where information is only shared with individuals who share reciprocally (2).

Within disciplines, ideas of data ownership, data sharing regulations, data types, and cultural differences also affect participants' practices.

We have to be very careful sharing the raw data, otherwise we can be sued by the lab or by the university...In terms of the clinical data (in Portugal), the situation is different...it is not that formal as in the United States. It is quite frequent to share clinical data with other researchers (12).

A lack of standardization in collection, description and sharing practices, even within disciplines where data sharing is established, can negatively affect data discoverability, evaluation, and reuse (8).

The data user is not always the person searching for data. Experienced researchers delegate some search responsibilities to graduate students, training students to find data for background purposes primarily by searching the literature (13, 16). Librarians and those in support roles assist students (20), external researchers (21), and those working in industry (22) to locate data.

Not all data seekers are involved in research. One participant does not have an academic research background, but is interested in finding data from medical studies in the press (1). Others work in industry; an increasing number of students are seeking data (20).

### Diverse and changing needs.

Participants need a variety of data for a variety of purposes. Chemists need numerical data such as superconducting temperatures and non-numerical spectral data; an evolutionary ecologist requires physiological data and field observations; and a humanist seeks social media posts for textual analysis. Data are needed for background purposes supporting research (Table 2) and for foreground purposes (Table 3) driving new research.

Discipline	Comparison	Evaluate systems/ algorithms	Overview of new topic / method	Learning data-centric skills	Supporting others	Verifying own results	Making predictions	Teaching/ student learning	Preparing proposals
Acoustical engineering	15					15			
Business & finance			2						
Ecology - industrial & evolutionary			16					4	4
Information / computer science	9, 10	5, 7, 8, 14		9		8			



Librarians/ Literature managers					20, 21, 22				
Medical statistics									
Molecular biology	13						13		
Psychiatry, medicine, neuroscience	12		12						
Psychology, cognitive psychology, neuroscience				11					
Water resources						6			
Astronomy (reported)	6								
Students (reported)								20	



Table 2. Background purposes for seeking data

Discipline	Model/ system inputs	New questions of existing data	Research using social media data	Identify new substance, organism	Replication
Chemistry				19	
Ecology - industrial & evolutionary	4, 16	4			
Information / computer science	7, 8, 14	9	2, 9		
Medical statistics					1
Paleontology				17	
Popular culture			18		
Psychology, cognitive psychology, neuroscience		11 (planned)			11

Water resources	6				
Climate change (reported)		21			
Sociologists (reported)		21			

--	--

Researcher      Citizen

Table 3. Foreground purposes for seeking data

Participants need data from their own disciplines, but they also require other data. Across domains, participants use data created on social media platforms or data produced by governments. Researchers are also interested in data created for another purpose in other disciplines, e.g. sociologists seeking data collected by female freshwater biologists in the early 20<sup>th</sup> century (21), or engineers building a biomimicry database (17).

Descriptions about data can be as important as the data themselves. Paleontologists rely on descriptions about physical specimens in the literature to trace evolution over time. Specimens are sometimes destroyed or inaccessible, bestowing extra value to these descriptions (17).

Metadata are crucial for computer and information scientists, who need rich metadata to design and test systems.

I am not really using observation values. I am more using the description of the datasets, the metadata...Also I am using secondary metadata. The datasets are linked to publications, and I am using metadata about the publications (7).

At other times, computer and data scientists need large multidisciplinary datasets with minimal indexing to create indexing systems or to test algorithms (14).

Research interests determine the data that participants need. As interests change, so do data needs. Sometimes these changes result from new subject interests (11) or job changes (4). Needs can also evolve in response to the changing nature of data and the research environment. As more data become openly available, some researchers are curious about using open data or experimenting with data science approaches:

A new approach would be pulling large datasets into some data mining process. This is something that big data scientists do. Sometimes they find specific relationships between variables, that apparently don't have anything to do (with each other). They don't know how to interpret these relationships. But we psychologists and social scientists actually have the theory and the background to interpret these relationships. (11)

These projects demand datasets of increasing size and require researchers to develop new data analysis skills (9).

Participation in interdisciplinary projects is common. This is mirrored in an observed increase in interdisciplinary research institutes at the university level; these institutes provide an opportunity for researchers across disciplines to encounter and use each other's data (21).





Water resources	6								6				6
Astronomy (reported)													20
Biology (reported)													21
Historians (reported)													20
Sociologists (reported)													21

Researcher	Support	Industry	Citizen

*Table 5. Strategies to locate data*

Disciplinary data repositories are important sources. Certain resources are considered to be “gold standards” within disciplines. Researchers also discover resources as they create data management plans or share their own research data in repositories (21,4).

Many individuals discover data serendipitously while reading the literature; fewer actively search for data by conducting literature searches. Those who do are outside academia (1, 22, 2), see the literature as part of their data (5, 17) or only need values commonly reported in the literature (15, 16). When participants encounter data serendipitously in the literature, they follow up by contacting authors or using dataset accession numbers or titles to locate the dataset online.

Other search strategies (Table 5) include keyword searches (with and without data-specific terms) and browsing using metadata or graphical interfaces. Some participants feel limited by keyword-only search boxes and desire greater browsing capabilities to increase precision.

Participants also find data through push-based strategies such as saved literature searches, subscriptions to newsletters or discussion lists, and carefully constructed Twitter feeds. Often these services are set up to meet other information needs, and participants discover data through them serendipitously (9, 14, 17). Other participants create feeds with the explicit purpose of finding textual data or data in the literature (18, 22).

Computer and information scientists use application program interfaces (APIs) to efficiently gather large amounts of data. They envision searching capabilities that incorporate APIs and link with computational tools (8) and systems that proactively search for data and present them in new ways.

#### **Social interactions in finding data.**

Participants locate data from colleagues, collaborators, supervisors, data authors, and support staff both serendipitously and intentionally. Data are encountered serendipitously during conference presentations (19, 13, 22), informal conversations with colleagues (3) or because of geographic proximity (21). Interdisciplinary networking and training events provide an opportunity to unexpectedly learn about others' data; some interactions lead to data reuse.

After these events, there is a lot of time for networking, and we have seen collaborations starting...between the School of Computing, who do the (data) visualization, and Sociology, who create interesting datasets and are interested in visualizing their data (21).

Personal connections are the most efficient and accurate route to data search for some participants.

Actually, most of the times that I have looked for external data, it has been through (personal) connections (11).

The human network of contacts is still the best way to find the information you want, especially if it is a small group...that is the most powerful and accurate source of information that I use at this point. (17)

Support staff engage in dialogue with their patrons to more accurately locate needed data (20, 22). Researchers also seek input from colleagues to design efficient queries (14). Some participants educate colleagues about the limitations of databases and how to search effectively (13, 20, 16).

Professional networks and connections are also key to accessing data once found. Access to medical records and images is only possible through hospital affiliations (12, 8). Data are viewed as a gift in some communities; access is only granted to a small trusted circle of colleagues (20, 2). Historians must develop close relationships with the family members of people they are researching in order to be given access to documents (20). In countries with developing digital infrastructures, personal connections can be the only way to access non-digital data.

In my country, you don't get all of the data online. Sometimes you need to do the personal approach with some people in the (governmental) agency or department...I went directly to the department and met the person in charge, and then it was easier (6).

Collaborations provide a safe way for researchers to share and access data (3, 7). If an industrial ecologist needs data collected by industry or from another discipline, he forms new collaborations (16). Collaborations developed to access data can help early career researchers to grow their professional networks (4, 6).

Finding data through social connections has limitations. Researchers risk operating in "filter bubbles" by only seeking information within their network (3, 18). Some assume there is no valuable data outside of their circle (21). Even within one's own lab, one may not know the details of others' data (8). It can be especially difficult to know who to contact to obtain data when operating outside of one's area of expertise (12, 14).

### **Success.**

Participants using literature searches to locate data are satisfied with their methods or cannot think of better ways to meet their needs (1, 5, 15, 16, 22). Researchers seeking data in other ways also feel that their methods are sufficient (11, 6, 4, 7), and believe they must combine multiple strategies to be successful (6), especially when they have goals beyond locating data.

I think if there was a good search engine, then I could get the dataset directly. I would still get in touch with the data author anyway, both for social reasons - developing the network and eventual collaboration - and also because most of the times the metadata are not enough to really understand the biology behind the species (4).

If researchers cannot find the data they seek, they assume that they are not available online (17, 4). Some participants will make do with the data they find or will give up the search (14, 10, 2). Others will create their own data, believing that the data they need do not exist (9, 10).

Searching skills also affect success. Students are often unskilled at finding and evaluating data (20). Although experts are assumed to be highly skilled at finding data in their field, this is not always true (21).

#### **Not all data are findable.**

Metadata quality determines whether or not data are findable (8, 21). Even in disciplines with well-developed metadata standards, researchers do not always describe their data in ways that facilitate discovery (8) or follow standardized sharing methods (14, 10). When researchers do follow best practices, discovery can be hindered by poor links between data and publications (8). When physical data are digitized, valuable information and metadata risks being lost (17, 21).

Not everyone has access to the same data. Often data are proprietary, owned by pharmaceutical or industrial firms (1, 12, 2) or only searchable via expensive databases (19). Certain disciplines do not have domain repositories (5); multidisciplinary data repositories do not provide the search capabilities for specialized data, e.g. medical images (8). Existing data resources are also restricted by errors due to human indexing (13), unindexed information (7), or “ghost datasets” that are no longer curated or accessible (17). Research teams in numerous disciplines have built homegrown data repositories, but these resources are often not comprehensive (10, 13). Similarly, museum collections are built through networks and donations; curators decide what is included (17). Numerical data are often buried within larger numerical datasets (12) or the literature (19). Data are also not available for all regions of the world (17); if they are, the level of detail is not as good for certain regions (6).

#### **Evaluation**

Evaluation is intertwined with data analysis and occurs throughout the data retrieval process (13, 7, 6). Participants work extensively with data to determine its fitness for purpose (7). They also bring together information from multiple sources and perspectives to build fuller understandings and identify errors and biases (13, 2).

#### **Social interactions in sense-making.**

Participants seek out others to make sense of data, carefully choosing whom to contact. Some contact data authors directly (4, 5); others seek advice from colleagues (17, 7) or from carefully nurtured personal networks (2). Contacting experts is especially important when using data from outside of one’s discipline (14). One participant initiates collaborations in order to make sure he has team members with the necessary data expertise.

I am used to working with experts from different areas of knowledge. For me it is usual to have partners with different expertise: biology, agronomy, economy...I know the language of LCA (life cycle assessment), not of electronics or agricultural biology. My limit is not the data that I cannot find, but people that can work with these data (16).

Data reuse or implementation in a new situation requires more than metadata and documentation (7, 6, 4). While metadata and documentation may provide enough information for a paper (7) or for background information (4), dialogues with data creators are imperative in ensuring appropriate and efficient reuse.

Participants also use a variety of contextual information in their evaluations (Table 6); these are combined with other strategies to build trust and establish data quality (Table 7).

Discipline	Literature	Method- ology / collection conditions	Author	Source (repository / journal, etc.)	Documentation / metadata	Data characteristics (structure, format)	Dataset size	Time period
Acoustical engineering	15	15	15					
Business & finance				2				
Ecology - industrial & evolutionary	4, 16	7	7	7	7	7		
Information science / computer science	5	5, 8, 14,	10, 14	7, 8, 10	5, 7, 8, 14	5, 8, 10	5, 8, 9, 10, 14	5, 10
Librarians/ Literature managers	20, 22		22		20			
Medical statistics	1	1				1		
Molecular biology	13			13				
Paleontology		17				17		17
Popular culture								18
Psychiatry, medicine, neuroscience	12	12	12					12
Psychology, Cognitive psychology, neuroscience	11	11	11		11	11	11	11
Water resources				6		6		6
Astronomy (reported)		20	20					

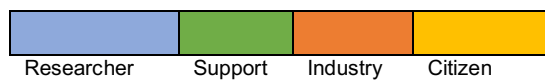


Table 6. Contextual information used to evaluate data

Discipline	Trust						Quality						
	Author / Anno- tator / Indexer	Source (reposit- ory, journal, etc.)	Tranpar- -ency	Social interac- -tions	Meth- -odology	Use	Lack of errors	Via explora- -tory data analysis	Com- -pleteness	Source	Textual accuracy (e.g. lack of mis- -spellings)	Method- -ology	Fitness for purpose



Acoustical engineering							15			15			
Business & finance		2								2			2
Chemistry							19						
Ecology - industrial & evolutionary		16	16	4, 16	4	16					4		
Information science / Computer science	7, 8, 14	10		7, 8, 14		5, 10	5, 20	7, 10, 14	5, 9		10	14	7
Librarians/ Literature managers			20										
Medical statistics					1							1	
Molecular biology, medical devices			13				13		13				
Paleontology	17		17	17			17		17				
Popular culture													
Psychiatry, medicine, neuroscience			12										
Psychology, cognitive psychology, neuroscience			11		11			11					
Water resources		6						6	6				
Astronomy (reported)	20												

Researcher	Support	Industry	Citizen

Table 7. Information used to establish trust and data quality

### Contextual Information.

The reputation, affiliation and size of repositories factor into reuse decisions. Some participants only use data from collaborators (7). Those in support roles rely heavily on the credibility of sources (20, 22); sometimes source information is the only evaluation criteria available to those outside of

academia (2). The prolificacy (14), reputation (15, 22, 11), and expertise (8) of the data author are important for some participants, but not for others (1, 5).

Participants require details about data collection and handling. They need information regarding environmental conditions (17), geographic coordinates (6), instrumentation and calibration (15), creation parameters (15, 16, 14, 4, 8) and experimental protocols (4). Information about data provenance (14), processing (4) and statistical (1) or computational (20) tools is also used. Data must be well-structured, clearly labelled (11, 4), and in the desired format (10, 1) or resolution (6).

Participants find the needed contextual information in metadata, documentation and codebooks, and the literature. Individuals in support roles rely exclusively on these sources to decide which information to pass on to end users. One participant finds information solely through complex literature searching, as she does not trust herself to evaluate medical data.

I just would never trust myself enough; these are people's lives we are talking about. They (the customers) probably get more information than they need, but I think that it is helpful to them (22).

### **Trust.**

We asked participants how they establish trust in secondary data. Some participants trust datasets commonly used in their disciplines or those used in peer-reviewed journals. Others need easy access to information about collection and analysis methods. Even small errors in the data or in the accompanying documentation will make researchers suspicious of the data (13). If a dataset is of sufficient size, worries about error are mitigated, as possible errors will be less significant. Errors can be identified by downloading and exploring data; if this process is facilitated, data are considered trustworthy (11).

The source of data, whether repository, journal, or governmental agency, is important in establishing trust. Social interactions with data owners provide a level of trust that cannot be easily replicated in an infrastructural system (17). Participants also consider the skill and reputation of the data annotator. This is used in conjunction with quality checks and knowledge of the data collection systems to develop trust (8).

Human and machine errors in indexing and information systems limit trustworthiness (13). Participants are aware that there is no such thing as a perfect dataset (13, 7), and that even seemingly trustworthy data may have been cleaned and presented in order to hide errors (4).

### **Quality.**

We asked how participants think about data quality. Most associate data quality with minimal error; strategies to evaluate potential error include checking methodologies (1), choosing data in peer-reviewed journals (15, 16), or finding large datasets that minimize the effects of possible errors (5, 10). Participants also engage in exploratory data analysis, such as performing basic count checks (14); qualitative statistical checks (11), and calculating ratios between variables (e.g. precipitation to stream flow) (6) to evaluate quality. Completeness of metadata fields and coverage also indicates quality, although a certain level of incompleteness is to be expected in some cases (13, 7, 6).

## **Discussion**

Having presented empirical evidence about data retrieval practices, we now synthesize and discuss our findings through the conceptual framework of social informatics. A proposal for practical points for consideration for systems designers and areas for future work follow.

Social informatics conceptualizes users as social actors interacting with both technology and other people within particular contexts (Lamb & Kling, 2003). Use is embedded in context (Lamb & Sawyer, 2005), making it impossible to separate an analysis of the user from a discussion of context. Examining our findings through this lens, we see that both the data seeker and data themselves have been thus far narrowly conceptualized.

### **A Broader Understanding of the User**

Both the literature study and interviews reveal that it is not enough to think of data users as researchers in a discipline with fixed practices. Communities, research interests, and practices are dynamic and context-specific. Interdisciplinary projects create new communities, blurring disciplinary lines while enabling data discovery and reuse. Data practices vary within disciplines, and individual research interests change, sometimes as a result of new research and analysis techniques.

Not everyone who seeks data is a researcher. Librarians, literature managers, and students also seek data, using different strategies and evaluation methods. Individuals outside academia, including people working in industry and concerned citizens, are also interested in finding and using data. The hint of another possible “user” is also emerging: the machine. As information retrieval systems develop to include proactive searching, some of the work currently done by humans may be automated in the future.

### **A Broader Understanding of Data**

Data needed for research are not always research data. Metadata, texts, server logs, device specifications, social media posts – are all used for foreground and background purposes in research but do not fall into what is traditionally thought of as “research data.”

Data are also not always findable or reusable. Limitations in infrastructure, such as unstandardized metadata, un-curated datasets, or incomplete collections determine what data can be found, and thus reused. At the individual level, inconsistent data sharing practices, search abilities, social networks, and access rights hamper data retrieval and reuse. Once data are found, there is no guarantee that users can access the resources (including humans) necessary to interpret and appropriately use the data.

Data play many roles. Data seekers use data to support research and teaching and to answer new research questions. Data also act as hubs for collaboration and creativity. Researchers form new collaborations in order to share, access and make sense of data. These collaborations help to grow professional networks and can inspire new approaches or future projects.

### **Liminality**

Data are not static, of interest only to the community where they are produced. They move between situations and communities, existing in different contexts and being adapted to different purposes. The pathways that data travel also depend heavily on context – the context of their creation and the contexts of discovery and reuse.

While data retrieval exists as an independent practice, it is also liminal, at times situated in other practices and spanning their thresholds. When users are engaged in data analysis, for example, they also negotiate meaning. When they manage or share their own data, they discover new resources. When they engage with their professional networks, they both find and make sense of data.

### **Socio-technical Data Retrieval Practices**

Social informatics strives for a balanced view of the social and the technical (Meyer, 2014). Some aspects of data retrieval practices seem clearly social, such as contacting authors or forming

collaborations to access and understand data. Some aspects seem clearly technical, such as retrieving data through an API or using exploratory data analysis.

The aim of social informatics is not to examine the social and the technical in isolation, but to examine the interactions that occur where the two intersect (Meyer, 2014). Applying this perspective to our findings about data retrieval, we see that very few practices are completely social or completely technical. For example, as users search for and evaluate data, they rely on metadata and documentation. Metadata schemas are created by humans; human practices and contexts also determine how those fields are populated. Users negotiate the social and technical worlds almost simultaneously, crossing the threshold between the two seamlessly, pointing again to the liminality of the process.

### **Conclusion: Ramifications for System Design**

As a result of this socio-technical understanding, we suggest the following points for systems designers to consider.

#### **Consider How Data Are Made Available**

There is great variation in data sharing and description practices. Designers could engage with disciplinary communities and repository managers to improve metadata standardization. Systems could also incorporate techniques for enriching metadata automatically or consider how to operationalize best practices such as the FAIR data principles (as in Doorn, Dijk, and Grootveld, 2017). Researchers find data in numerous repositories; discovery systems should therefore index both disciplinary and multidisciplinary repositories.

#### **Consider the Broader Landscape of Data Needs**

Data definitions and needs are changing. In order to support users' changing needs, systems could point to other data besides "research data." Disciplinary categories may also need rethinking to reflect the increasing interdisciplinarity of research.

#### **Consider Adaptability and Serendipity**

Given the variety of users, needs, and search preferences, systems should support keyword searching, browsing, and include an API. Differentiated search interfaces for user groups and support for students or disciplinary novices could also be implemented. Interactive maps, or "macroscopes," providing visual overviews of repository contents (Boerner & Record, 2017; Scharnhorst, 2015) could provide this support.

Users discover data serendipitously – either through networks or when searching for other information. They also find data when engaging in data sharing or data management. Systems could be designed for serendipitous discovery and be integrated with infrastructures supporting other data practices.

#### **Consider Supporting Social Interactions**

Social interactions are used to locate, evaluate and develop trust in data. Data themselves can facilitate new collaborations. Designing ways to contact data authors and ranking datasets via social signals could support social interactions. More speculatively, integrating offline and online interactions around data, including links to in-person training opportunities, would be worth investigating.

Data retrieval is a complex phenomenon grounded in the interplay between technology and social practices, but not reducible to either. Here, we demonstrated the need for more work examining human behaviors, developed new insights about data retrieval practices, and identified system design considerations. More remains to be done. In particular, there is a need to connect broad query log

analyses with in-depth case studies. The theoretical points developed in our discussion could also serve as the basis for a new model describing data information retrieval. Such a model would need to reflect the liminal and socio-technical nature of data and data retrieval practices and incorporate a flexible understanding of users and contexts.

## References

- Borgman, C. L., Hirsh, S. G., & Hiller, J. (1996). Rethinking online monitoring methods for information retrieval systems: From search product to search process. *Journal of the American Society for Information Science*, 47(7), 568–583.
- Borgman, C. L. (2015). *Big data, little data, no data: Scholarship in the networked world*. MIT Press.
- Borgman, C. L., Darch, P. T., Sands, A. E., & Golshan, M. S. (2016). The durability and fragility of knowledge infrastructures: Lessons learned from astronomy. In *Proceedings of the 79th ASIS&T Annual Meeting*. Copenhagen. Retrieved from <http://arxiv.org/abs/1611.00055>
- Borgman, C. L., Van de Sompel, H., Scharnhorst, A., van den Berg, H., & Treloar, A. (2015). Who uses the digital data archive? An exploratory study of DANS. In *Proceedings of the Association for Information Science and Technology* (Vol. 52). <https://doi.org/10.1002/pra2.2015.145052010096>
- Borgman, C. L., Wallis, J. C., & Enyedy, N. (2007). Little science confronts the data deluge: Habitat ecology, embedded sensor networks, and digital libraries. *International Journal on Digital Libraries*, 7(1–2), 17–30. <https://doi.org/10.1007/s00799-007-0022-9>
- Boerner, K., & Record, E. (2017). Macroscopes for making sense of science. In *Proceedings of the Practice and Experience in Advanced Research Computing 2017 on Sustainability, Success and Impact (PEARC17)* (p. 64). ACM.
- Bradford, S. C. (1950). *Documentation*. Washington, D.C.: Public Affairs Press.
- Digital Curation Center. (n.d.). Overview of funders' data policies. Retrieved from: <http://www.dcc.ac.uk/resources/policy-and-legal/overview-funders-data-policies>.
- Curry, R., Yoon, A., Jeng, W., & Qin, J. (2016). Untangling data sharing and reuse in social sciences. In *Proceedings of the Association for Information Science and Technology*. <https://doi.org/10.1002/pra2.2016.14505301025>
- Dallmeier-Tiessen, S., & Mele, S. (2014). Integrating data in the scholarly record: Community-driven digital libraries in high-energy physics. *Zeitschrift Fur Bibliothekswesen Und Bibliographie*, 61(4–5), 220–223. <https://doi.org/10.3196/1864295014614574>
- Davis, M. L. E. S., Tenopir, C., Allar, S., & Frame, M. T. (2014). Facilitating access to biodiversity information: A survey of users' needs and practices. *Environmental Management*, 53(3), 690–701. <https://doi.org/10.1007/s00267-014-0229-7>
- Doorn, P., Dijk, E., Grootveld, M. (2017, September). FAIR metrics - Starring your data sets: A lightweight FAIR data assessment tool. Workshop presented at Open Science FAIR, Athens, Greece. <https://eoscipilot.eu/content/osfair-2017-fair-metrics—starring-your-data-sets-lightweight-fair-data-assessment-tool>
- Dulisch, N., Kempf, A. O., & Schaer, P. (2015). Query expansion for survey question retrieval in the social sciences. In S. Kapidakis, C. Mazurek, & M. Werla (Eds.), *Research and Advanced Technology for Digital Libraries. Lecture Notes in Computer Science* (Vol. 9316). Springer. [https://doi.org/10.1007/978-3-319-24592-8\\_3](https://doi.org/10.1007/978-3-319-24592-8_3)
- Faniel, I. M., Kansa, E., Kansa, S. W., Barrera-Gomez, J., & Yakel, E. (2013). The challenges of digging data: A study of context in archaeological data reuse. In *Proceedings of the 13th ACM/IEEE-CS Joint Conference on Digital Libraries* (pp. 295–304). New York, NY: ACM. <https://doi.org/http://dx.doi.org/10.1145/2467696.2467712>

- Fichman, P., Sanfilippo, M. R., & Rosenbaum, H. (2015). Social informatics evolving. *Synthesis Lectures on Information Concepts, Retrieval, and Services*, 7(5), 1–108. <https://doi.org/10.2200/S00668ED1V01Y201509ICR046>
- Fleischmann, K. (2014). Social informatics, human values, and ICT design. In *Social informatics: Past, present, and future*. Retrieved from [https://scholar.google.com/scholar?hl=en&as\\_sdt=0,5&cluster=5917050162135910346](https://scholar.google.com/scholar?hl=en&as_sdt=0,5&cluster=5917050162135910346)
- Gray, J. (2009). Jim Gray on eScience: A transformed scientific method. In T. Hey, S. Tansley, & K. Tolle (Eds.), *The Fourth Paradigm: Data-Intensive Scientific Discovery* (pp. xvii–xxxi). Richmond, WA: Microsoft Research. Retrieved from <https://www.microsoft.com/en-us/research/publication/fourth-paradigm-data-intensive-scientific-discovery/>.
- Gregory, K., Groth, P., Cousijn, H., Scharnhorst, A., & Wyatt, S. (2017). Searching data: A review of observational data retrieval practices. Retrieved from arxiv:1707.06937
- Kacprzak, E., Koesten, L. M., Ibáñez, L.-D., Simperl, E., & Tennison, J. (2017). A query log analysis of dataset search. In J. Cabot, R. De Virgilio, & R. Torlone (Eds.), *Web Engineering. ICWE 2017. Lecture Notes in Computer Science. vol 10360*. Springer, Cham.
- Kennan, M. A., & Markauskaite, L. (2015). Research data management practices: A snapshot in time. *International Journal of Digital Curation*, 10(2), 69–95. <https://doi.org/10.2218/ijdc.v10i2.329>
- Kern, D., & Mathiak, B. (2015). Are there any differences in data set retrieval compared to well-known literature retrieval? In S. Kapidakis, C. Mazurek, & M. Werla (Eds.), *Research and Advanced Technology for Digital Libraries. Lecture Notes in Computer Science* (Vol. 9316). Springer, Cham. [https://doi.org/10.1007/978-3-319-24592-8\\_15](https://doi.org/10.1007/978-3-319-24592-8_15)
- Khan, A., Tiropanis, T., & Martin, D. (2016). *Exploiting semantic annotation of content with Linked Open Data (LoD) to improve searching performance in web repositories of multi-disciplinary research data. Communications in Computer and Information Science* (Vol. 573). [https://doi.org/10.1007/978-3-319-41718-9\\_7](https://doi.org/10.1007/978-3-319-41718-9_7)
- Kling, R. (1998). A brief introduction to social informatics. *Canadian Journal of Information and Library Science*, 23(1–2), 50–85.
- Kling, R., & Star, S. L. (1997). Human-centered systems in the perspective of organizational and social informatics. In T. Huang & J. Flanigan (Eds.), *Human-Centered Systems, for the National Science Foundation* (pp. 22–29).
- Lamb, R., & Kling, R. (2003). Reconceptualizing users as social actors in information systems research. *MIS Quarterly*, 27(2), 197–235. Retrieved from <https://pdfs.semanticscholar.org/464d/85f922b298799cad97f4c3a394570fdcf90.pdf>
- Lamb, R., & Sawyer, S. (2005). On extending social informatics from a rich legacy of networks and conceptual resources. *Information Technology & People*, 18(1). Retrieved from <http://www.emeraldinsight.com.0000d4g623a2.emedia1.bsb-muenchen.de/doi/pdfplus/10.1108/09593840510584595>
- Lopez-Veyna, J. I., Sosa-Sosa, V. J., & Lopez-Arevalo, I. (2012). KESOSD: keyword search over structured data. In *Proceedings of the Third International Workshop on Keyword Search on Structured Data* (pp. 23–31). ACM.
- Markonis, D., Schaer, R., de Herrera, A. G. S., & Müller, H. (2017). The parallel distributed image search engine (ParaDISE). *arXiv Preprint*, 1–23. Retrieved from <http://arxiv.org/abs/1701.05596>

- Megler, V. M., & Maier, D. (2013). Data near here: Bringing relevant data closer to scientists. *Computing in Science and Engineering*, 15(3), 44–53. <https://doi.org/10.1109/MCSE.2013.38>
- Meyer, E. T. (2014). Examining the hyphen: The value of social informatics for research and teaching. In P. Fichman & F. Rosenbaum (Eds.), *Social informatics: Past, present and future* (pp. 56–72). Cambridge: Cambridge Scholarly Publishers. Retrieved from <http://ssrn.com/>
- Murillo, A. P. (2014). Examining data sharing and data reuse in the DataONE environment. *Proceedings of the ASIST Annual Meeting*, 51(1). <https://doi.org/10.1002/meet.2014.14505101155>
- Ohno-Machado, L., Sansone, S., Alter, G., Fore, I., Grethe, J., Xu, H., ... Kim, H. (2017). Finding useful data across multiple biomedical data repositories using DataMed. *Nature Genetics*, 49(6), 4–7.
- Park, Y. M., Squizzato, S., Buso, N., Gur, T., & Lopez, R. (2017). The EBI search engine: EBI search as a service—making biological data accessible for all. *Nucleic Acids Research*, 45(W1), W545–W549. <https://doi.org/10.1093/nar/gkx359>
- Rieh, S. Y., Collins-Thompson, K., Hansen, P., & Lee, H.-J. (2016). Towards searching as a learning process: A review of current perspectives and future directions. *Journal of Information Science*, 42(1), 19–34. <https://doi.org/10.1177/0165551515615841>
- Rosati, A., & Mayernik, M. (2013). Facilitating data discovery by connecting related resources. *Semantic Web Journal*. Retrieved from <http://www.semantic-web-journal.net/system/files/swj484.pdf>
- Sansone, S. A., Gonzalez-Beltran, A., Rocca-Serra, P., Alter, G., Grethe, J. S., Xu, H., ... Ohno-Machado, L. (2017). DATS, the Data Tag Suite to enable discoverability of datasets. *Scientific Data*, 4, 1–8. <https://doi.org/10.1038/sdata.2017.59>
- Scerri, A., Kuriakose, J., Deshmane, A. A., Stanger, M., Cotroneo, P., Moore, R., ... de Waard. (2017). Elsevier's approach to the bioCADDIE 2016 Dataset Retrieval Challenge Antony. *Database*, 1–12. <https://doi.org/10.1093/tropej/fmw080>
- Scharnhorst, A. (2015). Walking through a library remotely. Why we need maps for collections and how KnoweScape can help us to make them? *Les Cahiers Du Numérique*, 11(1), 103–127. <https://doi.org/10.3166/lcn.11.1.103-127>
- Tenopir, C., Allard, S., Douglass, K., Aydinoglu, A. U., Wu, L., Read, E., ... Frame, M. (2011). Data sharing by scientists: Practices and perceptions. *PLoS ONE*, 6(6), e21101. <https://doi.org/10.1371/journal.pone.0021101>
- Van Eck, N. J., & Waltman, L. (2010). Software survey: VOSviewer, a computer program for bibliometric mapping. *Scientometrics*, 84(2), 523–538.
- Wallis, J. C., Rolando, E., & Borgman, C. L. (2013). If we share data, will anyone use them? Data sharing and reuse in the long tail of science and technology. *PLoS ONE*, 8(7). <https://doi.org/10.1371/journal.pone.0067332>
- Wilkinson, M. D., Dumontier, M., Aalbersberg, I. J., Appleton, G., Axton, M., Baak, A., ... Mons, B. (2016). The FAIR Guiding Principles for scientific data management and stewardship. *Scientific Data*, 3, 160018. <https://doi.org/10.1038/sdata.2016.18>
- Wynholds, L. A., Wallis, J. C., Borgman, C. L., Sands, A., & Traweek, S. (2012). Data, data use, and scientific inquiry: Two case studies of data practices. In *Proceedings of the 12th ACM/IEEE-CS Joint Conference on Digital Libraries* (pp. 19–22). <https://doi.org/10.1145/2232817.2232822>



- Yoon, A. (2016). Red flags in data: Learning from failed data reuse experiences. In *Proceedings of the Association for Information Science and Technology* (pp. 1–6).  
<https://doi.org/10.1002/pra2.2016.14505301126>
- Zimmerman, A. (2007). Not by metadata alone: The use of diverse forms of knowledge to locate data for reuse. *International Journal on Digital Libraries*, 7(1–2). <https://doi.org/10.1007/s00799-007-0015-8>
- Zimmerman, A. S. (2008). New knowledge from old data: The role of standards in the sharing and reuse of ecological data. *Science Technology and Human Values*, 33(5), 631–652.  
<https://doi.org/10.1177/0162243907306704>

## Appendix A: Interview Protocol

### Introduction

Thank you for taking the time to participate.

### Project Overview

### Interview Overview

- The interview will last approximately one hour.
- I have received your signed Informed consent form. Do you have any questions about the form? Is it all right to record (audio) the interview?
- We will focus on data that you need but do not create yourself (secondary data).
- Our conversation will focus on three main areas: the secondary data that you need, how you locate these data, and how you decide whether or not to use them.
- Do you have any questions for me before we begin?

### Background

Confirm demographics and discuss:

- Discipline
- Current university
- Professional rank/job, academic age (year of PhD), years of work experience
- Professional responsibilities

Could you broadly describe your area of research? What types of data do you create yourself?

What has your experience with data sharing been like during the course of your work?

- Prompt: Have you had to create data management plans? How do you feel about sharing your data?

Has data produced by other people ever entered into your work process?

- For clarification if necessary: Have you ever **used** data produced by others to use in anyway in your work?

-----

If no to the above question:

- Why haven't you searched for/used external data?
- What led you to Data Search (Elsevier search engine for data)?

Data Needs	Search Strategies	Evaluation	Concluding
<p><b>Could you describe the secondary data that you use?</b></p> <p>Prompts include:</p> <ul style="list-style-type: none"> <li>• Data format, source, size, characteristics, timeliness?</li> <li>• Why do you need these data?</li> <li>• When do you need them – at which stage?</li> <li>• Have you ever used secondary data as the basis for a new article or to answer a new research question?</li> <li>• Have you ever needed data outside of your discipline?</li> <li>• Have your needs changed over your career?</li> </ul>	<p><b>Can you walk me through how you find data?</b></p> <p>Prompts include:</p> <ul style="list-style-type: none"> <li>• Do you know data exist before looking for them? How?</li> <li>• Which resources do you use? How do you know about these resources?</li> <li>• How do you search within these resources?</li> <li>• Do colleagues/other researchers play a role in how you locate data?</li> <li>• Who searches – you or another team member?</li> <li>• Do you sometimes find data serendipitously?</li> <li>• Do you feel that you are able to locate the best/most relevant data with your current methods?</li> <li>• Is there data that you would like to have but are unable to find?</li> <li>• What is your most effective strategy and biggest challenge to finding data? Biggest challenges?</li> </ul>	<p><b>How do you evaluate data that you find for use? Why do you choose certain data over others?</b></p> <p>Prompts include:</p> <ul style="list-style-type: none"> <li>• What contextual information about the data do you need for evaluation?</li> <li>• How do you establish trust in data before using them?</li> <li>• What does data quality mean to you?</li> <li>• What is the most important factor for you in determining if you will (re)use data?</li> <li>• What information was not present that could have made it easier to evaluate the data?</li> <li>• Could you describe how you work through a results list of potential data?</li> <li>• Why do you select particular results from a list?</li> <li>• How would you characterize a poor result on a list?</li> <li>• Do you contact/would you like to contact the data creators?</li> </ul>	<p>Could you comment further on the role that you think other people/social interactions play in the process?</p> <p>So far, we have been discussing your current practices. I would like to end with two questions about the future.</p> <ul style="list-style-type: none"> <li>• Do you see your need for data changing in the future?</li> <li>• What features/capabilities would your ideal system/method for finding data include?</li> </ul> <p>Do you have anything else that you would like to add that I have not asked about?</p> <p>Do you have any other questions for me?</p> <p>May I contact you if I have questions during the analysis?</p> <p>Thank you!</p>

## Appendix B: Coding Tree

Variables		
Demographics	Discipline	
	Country	
	Career Stage	ECR (0-5)
		Middle (5-15)
		Experienced (15+)
	Role	Citizen
		Industry
		Researcher
		Support
	Discipline	
	Data sharing experience	In favor
		Not in favor
Codes		
Context	Data culture/community	
	Data sharing experience (detailed)	
	Related practices (part of a larger whole)	
	Research area	
Needs	Access	
	Aggregation	
	Changing needs	
	Ideal system	
	Out of discipline	
	Purpose (Reuse)	Background
		Foreground
		Support
	Type	
Search	Metadata Standardization	
	Out of discipline - Search	
	Resources	
	Serendipity	
	Social search	
	Strategies	API, etc.
		Browsing
		Keywords
		Literature - Search
		Push
Evaluation	Consensus	
	Contextual Information	Author
		Data characteristics
		Documentation
		Literature
		Methodology Conditions
		Source
		Timeliness
		Use
	Expertise	
	Exploratory data analysis	
	Quality	
	Relevance	
	Results list	
	Satisfice	
	Social evaluation	