

Phase transitions in social networks inspired by the Schelling model

V. Avetisov^{1,2}, A. Gorsky^{3,4}, S. Maslov⁵, S. Nechaev^{6,7}, and O. Valba^{1,2}

¹*N.N. Semenov Institute of Chemical Physics of the Russian Academy of Sciences, 119991, Moscow, Russia,*

²*Department of Applied Mathematics, National Research University Higher School of Economics, 101000, Moscow, Russia,*

³*Institute of Information Transmission Problems of the Russian Academy of Sciences, Moscow, Russia,*

⁴*Moscow Institute of Physics and Technology, Dolgoprudny 141700, Russia*

⁵*Department of Bioengineering and Carl R. Woese Institute for Genomic Biology,
University Urbana-Champaign, Urbana, Illinois, 61801 USA*

⁶*Interdisciplinary Scientific Center Poncelet (CNRS UMI 2615), Moscow, Russia*

⁷*P.N. Lebedev Physical Institute of the Russian Academy of Sciences, 119991, Moscow, Russia*

A generalized Schelling social segregation model is applied for the description of evolving social networks in which the number of connections of each agent (individual) remains approximately constant in time, though may be different for different agents. We propose two models. The first two-parametric model describes a "polychromatic" society, where each "color" designates some typical "social category", to which the agent belongs. One control parameter, μ , reflects the condition that three individuals *within the same social category* have some preference to form a triad. The second parameter, ν , controls the preference for two individuals *from different social categories* to be connected. The polychromatic model enjoys several regimes separated by phase transitions in the (μ, ν) parameter space. The second "colorless" model describes a society in which advantage or disadvantage of forming small fully connected communities (short cycles or cliques in a graph) is controlled by a single "energy" parameter, γ . We analyze the topological structure of a social network in this model and demonstrate that for some critical threshold, $\gamma^+ > 0$, the entire network splits into the set of weakly connected clusters, while at another threshold, $\gamma^- < 0$, the network acquires a bipartite graph structure. Our results shed light on social segregation and self-organized formation of cliques in social networks.

I. INTRODUCTION

The famous Schelling model [1] of spontaneous segregation in a society is one of the most popular models describing collective (social) behavior in a community of individuals. It can be formulated as follows: consider a lattice partially filled with social agents (individuals) of two "colors" (green and red). Colors represent two social categories such that for each of these colors, agents prefer to live in the surrounding of the neighbors with the same color. In the original work Schelling considered the square lattice, where the number of nearest neighbors is 8 (direct and diagonal nearest neighbors). An agent of some color (say, of red), who has fraction of nearest neighbors of the same color below a threshold f , is unhappy with its surroundings and can be moved to a randomly selected nearest empty lattice cell as long as such cell could be found. In another version of the model, unhappy agents could be moved to any unoccupied cell independent of the distance. Repeating many times these steps one arrives at a dynamic equilibrium. Note that the number of agents of each color is conserved in course of such evolution. If the number of steps tends to infinity, one can speak about the phase transition, which occurs at a critical value of f^* , such that for $f < f^*$ agents tend to form unicolored clusters with mobile boundaries. The critical threshold $f^* = 1/2$ is exactly known for the Schelling model on a 1D lattice. For a two-dimensional square lattice the value of f^* depends on whether the occupied lattice sites are above or below the percolation transition. As discussed in [3] the result $f^* = 1/2$ holds only below the percolation transition.

The Schelling model demonstrates how even relatively weak and short-ranged homophilic preferences (preference to live with people of the same social category) combined with mixing (ability to move to an empty place) could force global (macroscopic) changes in the system [2–4]. Moreover, these global changes appear abruptly (i.e. as a phase transition), as soon as the tolerance to unhappiness, quantitatively expressed in f , falls below the critical threshold, f^* . The Schelling model in its canonical form was aimed to uncover statistical mechanisms of racial/religious/social segregation associated with resettlement of humans in communities (e.g. in cities). Thus, this model naturally depends on spatial proximity between agents and it needs to be updated to be catch the challenges of the modern era in which distant social connections mediated by social networks such as Facebook, Twitter, etc, may be more important than local physical neighborhood (see Ref. [2] for the first adaptation of the Schelling model to social networks).

In this study we represent the society as a collection of agents from two social categories (red and green "colors") connected by some social relations represented as edges in some network. Our society is dynamic, which means that agents create or eliminate their social interactions (edges). To formulate the Schelling-like model on a graph, one

needs to: i) quantify the affinity to form social interactions between agents influenced by their social categories (node colors), and ii) define the updating (mixing) rules. The details of our model are described in the next Section, while here we provide some high-level motivations behind our choice of dynamics and formulate the set of phenomena we attempt to describe using our model.

As we demonstrate below, a variant of the Schelling model operating on a graph instead of a lattice is capable of generating a rich pattern of social behaviors beyond a simple Shelling-like segregation (clusterization). We impose the following modifications of the original Schelling model:

1. We assume that the number of social connections of each agent (the vertex degree of the social network) is strictly conserved. The degree may vary from one agent to another, however for each particular agent it is fixed and cannot be changed during the society evolution.
2. The updating rules (which replace mixing in the original Shelling model) consist of adding and removing social interactions between agents (network links) under the condition of the strict preservation of all node's degrees (see rule 1)).
3. We introduce a concept of collective triadic interactions between agents of the same social category (the same color). Specifically, we formulate two different models (the details are provided below). In the model I we consider a "polychromatic" network whose vertices could be of M different colors and the recoloring of nodes is prohibited. The advantage/disadvantage of specific configurations is governed by the affinity parameter, μ , which (depending on its sign) encourages or discourages the formation of unicolor open triads (i.e. sets of three agents from the same social category connected by two links), and by the parameter ν which governs the number of cross-color links. In the model II (the "colorless" model), a related affinity parameter, γ , is attributed to any short triadic cycle in a network (triangles of connected vertices).

We are interested in the pattern formation in the global statistical behavior of evolving societies represented by their social networks, if the initial network configuration is entirely random (is taken from the ensemble of the Erdos-Renyi graphs).

The paper is organized as follows. In Section II we consider the two-parametric model of a "polychromatic" randomly evolving network with an advantage (or disadvantage) assigned to open unicolor triads and intercolor links, while in Section III we propose a model of a "colorless" randomly evolving network favoring formation of triangles (a closed or fully connected triads). For both models we present and discuss the results of our numerical simulations, provide statistical arguments elucidating these numerical results, and propose a possible social interpretation of the observed phenomena. In Discussion we summarize the results and formulate questions for further consideration.

II. MODEL I: CRITICAL BEHAVIOR IN POLYCHROMATIC NETWORKS

A. Abstract model

Consider a network consisting of vertices, representing individuals (agents), and links connecting them, serving as "relations between individuals". Vertices (nodes) could be of different "features", tentatively assigned as "colors". For simplicity, we consider in details "bicolor" (green-red) network of nodes, however, obtained results can be straightforwardly generalized to "polychromatic" networks of $M \geq 2$ colors.

The initial network configuration is a particular sample of a standard Erdos-Renyi graph ensemble, however the vertex degree of each node is fixed at the network preparation and remains unchanged during the network evolution. We refer to this class of graphs as "constrained Erdos-Renyi networks" (CERN). As in the original Schelling model, we first consider the case of $M = 2$ colors and introduce two subclasses of nodes, denoted as "green" and "red". These could represent races of social agents, their religions, or gender. In our model, individuals prefer to form small "monochromatic groups" by forming unicolor open triad of connected nodes. The advantage of formation of connected triads replaces the original Schelling's "happiness with surroundings". We associate energies (chemical potentials) μ_G and μ_R with unicolor green and red triads, ν with cross-color pairs, and define the partition function

$$Z = \sum e^{-(\mu_G N_G + \mu_R N_R + \nu D N_{RG})} \quad (1)$$

where N_G and N_R are numbers of green and red trimers of connected nodes, N_{RG} is the number of cross-color links and D is the average degree in the network. The sum in 1 runs over all possible configurations of trimers in the network at fixed number of bonds under the condition that *the degree of each vertex is the same as in the seed network*. Our partition function can be considered as the combination of the models suggested in [10] (for $\nu = 0$) and [22] (for $\mu_G = 0, \mu_R = 0$).

Computing (1) is a challenging problem, however is feasible at least in the mean-field approximation since the interaction between nearest-neighboring *links* is quadratic – the analytic treatment will be considered in a separate publication [5]. To proceed, we use currently the dynamic algorithm which replaces the numerical evaluation of the combinatorial problem (1) by running stochastic evolution of the CERN (the discrete Langevin dynamics), starting from some initial configuration until the evolution converges. The initial state of the network is prepared by connecting any randomly taken pair of vertices with the probability p (regardless the node color). Then, one randomly chooses two arbitrary links, say, between vertices i and j , ($i-j$) and between k and m , ($k-m$), and reconnect them, getting new links ($i-m$) and ($j-k$) as shown in Fig.1a. Such a reconnection conserves the vertex degree [6]. As prescribed in Ref. [6], if at least one of the links attempted to be generated by the rewiring step already exists, the step is aborted and a new pair of links is selected. This prevents the creating of multiple links between the same pair of nodes. Then, as proposed in Refs. [7, 8], one applies the standard Metropolis rule to each reconnection step. Applied to our model, the Metropolis rules are as follows: i) if after the reconnection the number of connected unicolor connected triads of nodes (both green and red) in the network is increased, a move is accepted, ii) if the number of connected unicolor triad of nodes is decreased by some Δn , or remains unchanged, and number of cross-color links is decreased by Δn_{GR} , or remains unchanged, a move is accepted with the probability

$$\text{Prob} \sim e^{-\mu\Delta n - \nu D\Delta n_{GR}}$$

where D is the vertex degree. Note that here we assume that $\mu_R = \mu_G = \mu$. The generalization to $\mu_R \neq \mu_G$ is straightforward. The updating of the network topology after one step of Metropolis dynamics is illustrated in Fig.1b. The Metropolis algorithm runs repetitively for large set of randomly chosen pairs of links, until it converges. In [9] it has been shown that the algorithm actually converges to the true ground state in the equilibrium ensemble of random undirected colorless Erdős-Renyi networks with fixed vertex degree. For polychromatic networks such a convergence has not yet been considered rigorously in the literature.

Our investigation of a new two-color constrained Erdos-Renyi network with equal chemical potentials $\mu_G = \mu_R = \mu$ for unicolor connected triads, and ν for cross-color pairs, provides the following results in different regions of the two-dimensional parameter plane (μ, ν) :

- (i) At $\nu = 0$ [10] the two-color network is absolutely unstable with respect to any energy $\mu > 0$ favoring unicolor open connected triads, and immediately splits into two mostly monochrome (green and red) clusters, or "layers" (one layer = one color) with relatively small number of cross-color connections between them. The number of cross-color links N_{RG} rapidly vanishes in this regime as a function of μ
- (ii) If $\nu \neq 0$ and fixed, there is the finite plateau when N_{RG} is constant and does not depend on μ . The width of plateau depends on a value of ν . The plateau exit occurs at some critical value $\mu_{crit}(\nu)$ see Fig.2 and has the behavior of the phase transition. At larger μ the number of cross-color links almost vanishes. This plateau is the analogue of the finite plateau discussed in [10] however there are essential differences.
- (iii) At fixed $\mu \neq 0$, the number of cross-color links N_{RG} grows exponentially with ν up to some critical ν_{crit} , at which the phase transition happens. Upon the jump at transition point, N_{RG} gets stabilized at some value as shown in Fig.3. This is the semiinfinite plateau observed in [22]. At the plateau the network is almost bipartite graph and looks as a Corbino disk [22] filled by links connecting the inner and outer boundaries.
- (iv) At $\mu = 0$ (the case of [22-24]) the number of cross-color links N_{RG} grows exponentially with ν up to some critical ν_{crit} , at which the plateau begins without the jump.
- (v) When the number of cross-color links is small, the communication between clusters is carried out through few spontaneously emerged hubs [11, 25]. At $\nu = \nu_{crit}$ the centrality of the network gets changed and strongly decreases above ν_{crit} . The same happens at the plateau exit at regime (ii).

The first two phenomena, (i)-(ii) reproduce the Schelling segregation. In the Schelling's model the social segregation begins at some critical value of "happiness with the surroundings" [1], which is replaced in our model on the graph by the chemical potential, μ , associated with an open unicolor triad of bonds. In our model the Schelling-like segregation occurs at any positive μ . The principal distinction between our model on a graph and the original Schelling model on

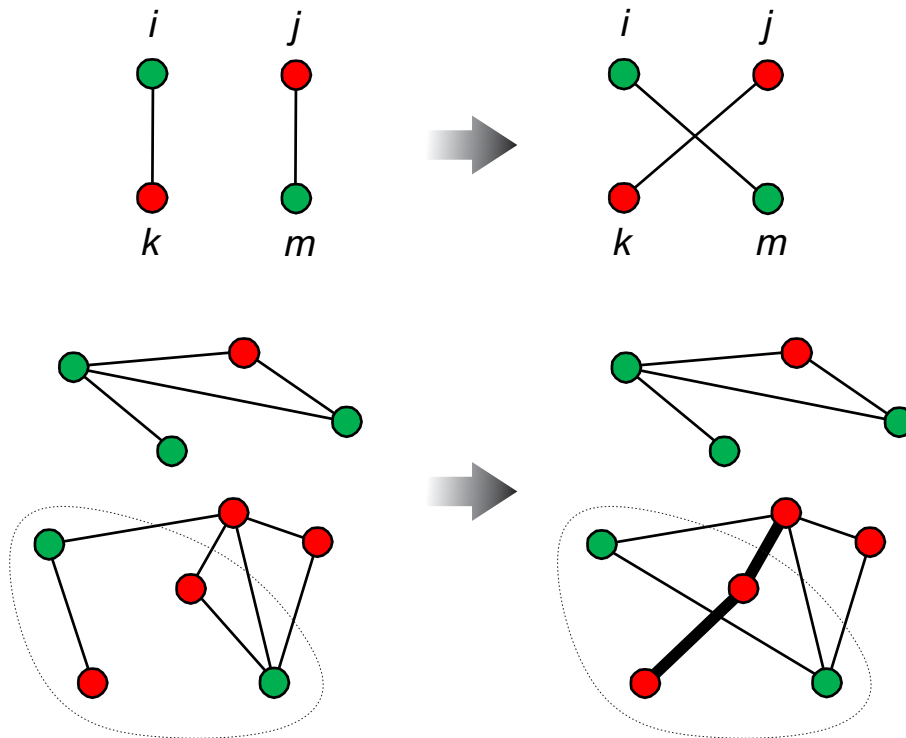


FIG. 1: (a) Switching of network links preserves degrees of all vertices; (b) Example of a local network updating which increases the number of red triads by one. Thicker lines mark edges connecting the new unicolor (red) triad that has not been present before the switching step.

a lattice consists in the following: the adjacency matrix in the Schelling model corresponds to the real distribution of neighbors on a two-dimensional surface, while in our model we deal with the topological network and do not pay attention to lengths of network links and their weights, taking into account only their presence or absence.

The most important feature of regimes (ii)-(iii) is the critical behavior at some μ_{crit} or ν_{crit} . This means that passage from the intra-community dominated phase (ii) to the cross-community dominated phase (iii) occurs via the phase transition. The second important phenomena is the finite plateau in the intra-connections dominated phase and the semiinfinite plateau in the inter-connections dominated phase. Importantly, there is no plateau in the regime (ii) or critical behavior if we drop off the degree conservation constraint. The vertex degree conservation serves as the local constraint, while the maximization of the unicolor triads, or intercolor links, is the global condition. The competition between the local and global constraints is typical for quantum phase transitions.

The phenomenon (v) happens when N_{RG} is small. In this case the "spontaneously induced leadership" emerges. Two communities start to communicate via two spontaneously selected "leaders" which have many connections inside the community and only one (or a few) emitted outside.

B. Social applications

In the context of social dynamics, the model capture some aspects of competition between individual and collective behaviors. This issue has been discussed in [12–14]. The phenomenon we found for two-parametric (μ, ν) colored network is expected to occur in a wide context of social patterns including inter-state communications, formation of crime clans, as well as relationships between social agents of different genders, races, or ethnicities. The approximate conservation of the number of connections individuals (i.e. the conservation of the vertex degree of the network), crucial for the emergent behavior reported above is rather natural for dynamics of some real social networks. Indeed, in this case the degree of a node represents the conserved degree of extroversion of individual social agents.

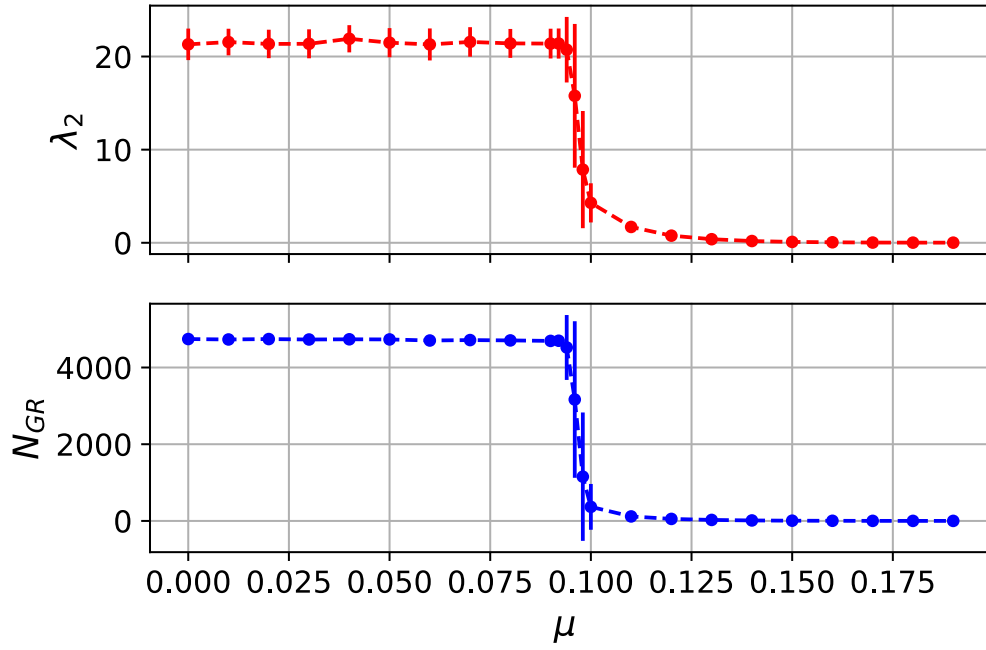


FIG. 2: N_{RG} as a function of μ at $\nu = 0.1$ and the behavior of the second eigenvalue of Laplacian matrix.

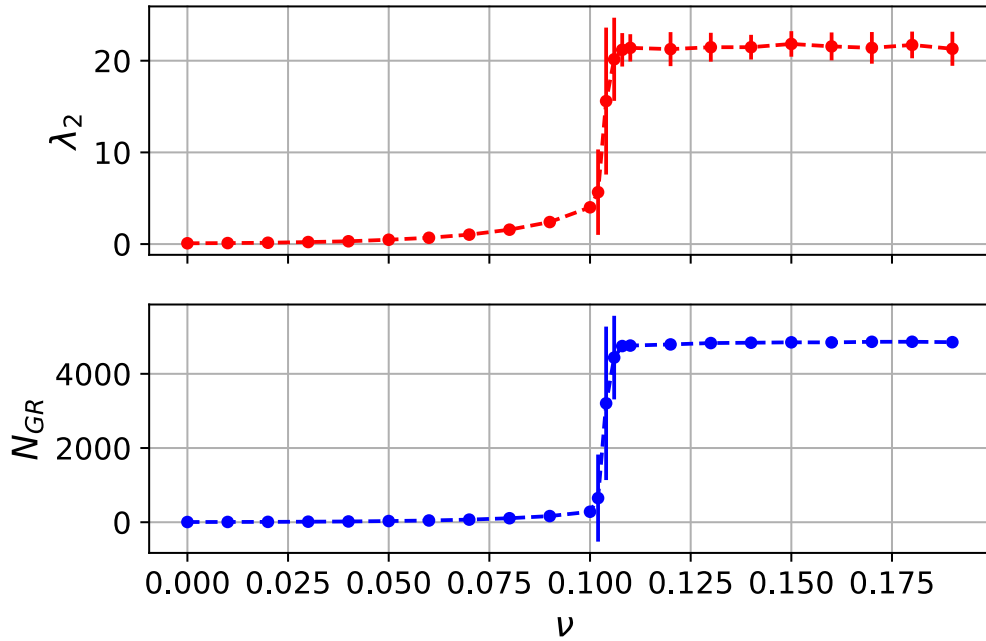


FIG. 3: N_{RG} as a function of ν at $\mu = 0.1$ and the behavior of the second eigenvalue of Laplacian matrix.

1. International relations

Let us mention a few possible outcomes of our study for the statistical aspects of international relations:

1) The finite plateau in the regime (ii) seems to be of importance for the international relations. This is the manifestation of the statistical physics phenomena, where we have the stable global energy-entropic balance between the intra-state and inter-state connections. This plateau exists in some finite region in the (μ, ν) parameter plane.

2) The plateau exit from the balanced regime happens critically. Let us understand under the co-identity of unicolor triples the "nationalism", quantitatively characterized by μ , and identify the cross-color preference with the

"international tolerance", quantitatively characterized by ν . We argue that transition between the "nationalism-dominated phase" (ii) and the "tolerance-dominated phase" (iii) occurs very sharply in the regime of phase transition.

3) One more remark concerns the interplay between the internal and international policy of countries. Our study clearly shows that manipulation by weights attributed to the collective internal (μ) and international (ν) relations is quite effective and the switch of the behavior of the population of individuals from one type to another is very sharp. No matter what is the reason for increased/decreased attention to the international links – it can be the special trade profit, or oppositely artificial "image of enemy" – the switch (the phase transition) works equally well. Probably the mechanism of the beginning of the war statistically works in such critical manner as well.

4) Even more interesting phenomena happens when the number of intercommunity links is small. The importance of the hubs increases drastically [11, 25] in this regime. This means the occurrence of the spontaneously induced leadership, when all the relations between countries pass through small gates, or the "hubs" representing a leader or an "ambassador", instead to be distributed between many individuals in societies.

2. Gender relations

The tendency of humans to prefer social interactions with members of the same gender ("gender homophily") has been well established (for a recent review of all kinds of homophily see [26]). It is especially pronounced in adolescent social networks, where girls have been shown to more readily form friendship triads than boys [27]. To mimic this behavior, one should make the chemical potentials of unicolor triples different for different colors (genders).

The most important for the globally stable gender relations in the very presence of the finite plateau where the in-gender and cross-gender relations are balanced (regime (ii)). On the other hand the danger for the globally stable gender relation is the abrupt character of the plateau exit. The small change of balance near the edge of the plateau could lead phase transition (drastic abrupt change of the paradigm).

The specificity of the plateau exit regime is the emergence of "gender-ambassadors". This accompanies a complete segregation of male and female clusters, with a single connection between the corresponding "alpha male" and the "queen bee" which might be relevant to specific gender relations in primitive communal societies.

C. Spectral interpretation for bicolor networks

Let us make a few comments concerning the spectral properties of our bicolor network. To this aim we need some standard notions from the graph theory. It is convenient to study the network evolution using the network adjacency matrix, A , of size $N \times N$, whose elements, a_{ij} , are defined as follows: $a_{ij} = 1$ if vertices i and j are connected, and $a_{ij} = 0$ otherwise. More information about the network structure can be obtained by studying its Laplacian matrix, $L = D - A$, which is related to the adjacency matrix, A , and the diagonal matrix, D , with the elements $d_i = \sum_{j=1}^N a_{ij}$, $i = 1, \dots, N$. The Laplacian matrix is positively defined and has the minimal eigenvalue $\lambda_1 = 0$ corresponding to the homogeneous eigenvector $\mathbf{v}_1 = (1, \dots, 1)$. The degeneration of λ_1 (i.e. the number of zero's eigenvalues in L) defines the number of disconnected components of the graph. The behavior of the second eigenvalue of the Laplacian, λ_2 , in random graphs is the subject of several mathematical studies [15, 16] and has an important meaning, known as "the algebraic connectivity". In particular, if $\lambda_2 > 0$, the graph is connected. We have seen that λ_2 as a function of μ and ν behaves exactly the same as N_{RG} see Fig.2, Fig.3. This can be considered as the check of the numerical analysis.

Quantitatively, the plateau entrance in the $\mu = 0$ limit can be formulated in terms of relation between λ_2 and λ_3 [22].

$$\lambda_2(A, \nu) = \lambda_3(L, \nu) \quad (2)$$

where $\lambda_2(A, \nu)$ is the second eigenvalue of the Laplacian matrix of the cluster A , and $\lambda_3(L, \nu)$ is the third eigenvalue of the Laplacian matrix of the whole network L . The second eigenvalue λ_2 has an important physical meaning: it defines the diffusion time for the propagation of an excitation in the network. The relation (2) is perfectly seen in our numerical simulations.

D. Clusterization in polychromatic graphs

The network clusterization holds also for polychromatic networks of $M \geq 2$ colors. Starting from some critical values of $\mu_i, i = 1 \dots M$ which depend on ν_{ik} the unicolor clusters emerge. The new phenomena which takes place in the polychromatic network is as follows. Since each cluster yields the separated eigenvalue in the spectrum of the Laplacian matrix of the network we get M isolated eigenvalues in the spectrum apart from continuum. These are low-energy modes which turns out to be organized in the second zone.

The social interpretation of found observations for polychromatic network with M colors seems straightforward in terms of international relationships being the generalization of the model discussed in the Section C. The process of spontaneous formation of communities in the initially homogeneous network, and emergence of communication between these communities via self-organized leaders/ambassadors as "co-identity of small groups", μ , is gradually increased, provides a conceptual model of transition of social dynamics in a primitive communal society when the division of labor and stratification of society first emerged.

III. MODEL II: STABILITY WITH RESPECT TO FORMATION OF SMALL GROUPS

A. Abstract model A: preference of 3-cycles.

So far we have discussed the stability of communities in a polychromatic networks with respect to the interplay between the number of unicolor triadic contacts and cross-color dyadic connections, which mimic social contacts in small groups of individuals constituting the whole society (the social network). In this section we consider a different phenomena taking place in a *colorless* network, where we have an advantage/disadvantage of primitive "motifs" in the network, which are small connected subgraphs of special topology (3-cycles, 4-cycles, etc). The evolution of this network strictly preserves the degrees of all individual nodes favoring (or preventing) the formation of triads of mutually connected nodes. Such degree-preserving rewiring dynamics via Metropolis algorithm with energy determined by the number of small topological motifs (triangles, squares, feedforward and feedback loops) was first considered in Refs. [7, 8]. The Metropolis dynamics controlled by a single chemical potential, γ , which makes formation of small closed loops ("social clubs") either preferred, or undesirable. In what follows we only consider the case of triangles (complete graph of three nodes). We are interested when the society, represented by its social network, is stable with respect to changes of γ – see [18].

Let us consider first the case of $\gamma > 0$, which makes the formation of 3-cycles favorable – see Fig.4. If the vertex degree of graph nodes is not fixed, the advantage of 3-cycles is responsible for emergence of so-called Strauss clustering [19], this case has been analytically investigated in [20]. It was argued that, when the γ is changing (while staying positive), the system develops two phases with essentially different concentration of 3-cycles: at large γ the system falls into the Strauss phase with a single full sub-graph of nodes, while at small γ the system looks as a weakly clustered random Erdos-Renyi graph. The condensation of 3-cycles is a non-perturbative phenomenon identified in [20] with the 1st order phase transition or crossover for different regions of parameter space in the framework of the mean-field cavity-like approach.

The system behaves strikingly differently when a vertex degree is strictly conserved in the course of Metropolis rewiring dynamics. We found that above some critical fugacity, γ_c , a large network is fragmented into a collection of $[p^{-1}]$ almost fully connected sub-graphs (cliques). Here p is the bond formation probability in the initial random Erdos-Renyi network [18]. The adjacency matrix acquires the block-diagonal form shown in Fig.5.

B. Abstract model B: suppression of 3-cycles.

Another situation happens for the negative chemical potential γ , if one tends to suppress closed triangles. In this case the network evolution leads to an interesting critical behavior resulting in a nearly bipartite network in which connections within each cluster are suppressed Fig.6. Namely, near some critical value, $\gamma_c < 0$, the number of 3-cycles decreases practically to zero, making the network bipartite. The adjacency matrix acquires the block-off-diagonal form. Topologically the network gets the structure of an annulus filled by links connecting nodes in the boundaries. One can claim that the situation is dual to clusterization – the "holes" instead of the clusters emerge in the network.

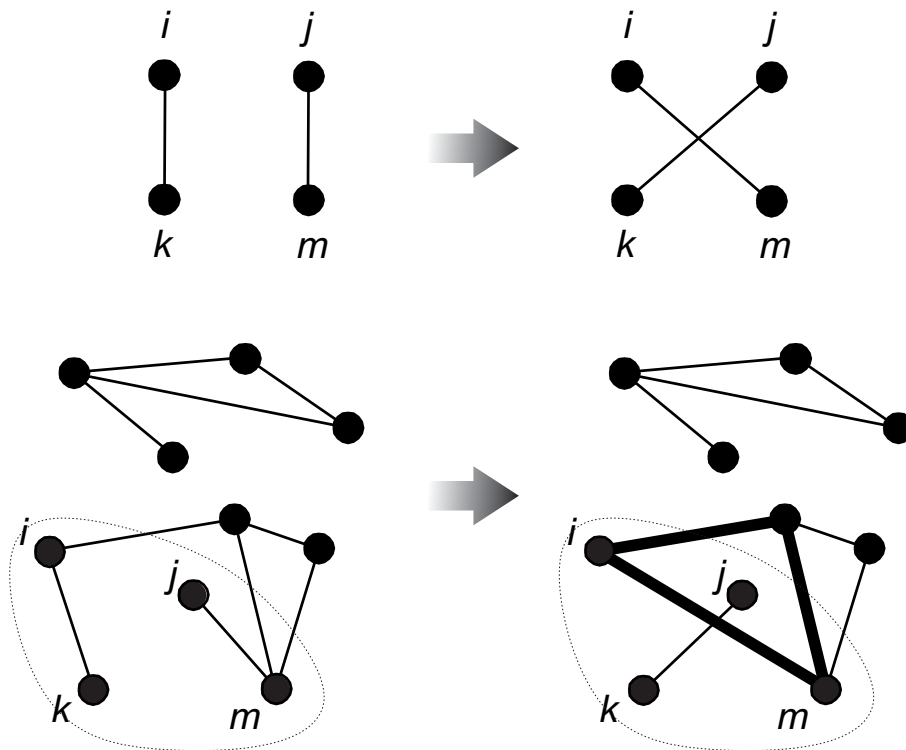


FIG. 4: (a) Switching of network links preserving degrees of all vertices; (b) Example of a local network updating move which increases the number of triangles.

If the network is dense the multiple holes emerge that is the network becomes multipartite. This has been checked for $p = 0.85$. Let us mention that the bipartite nature of the network for the negative γ has been expected from the mathematical studies in the graph theory [21].

C. Social interpretation of abstract models A and B

Let us speculate about the possible social interpretation of different final network topologies found in abstract models A and B. From the social point of view, the simplest example of a closed short cycle is a family. Thus, my increasing/decreasing the weight of the short closed cycle, we increase/decrease the role of the family in the social society.

For the model A it is tempting to conjecture that increasing the role of a family, i.e., increasing the average number of 3-cycles in the constrained Erdos-Renyi graph controlled by the positive chemical potential γ , one influences the defragmentation of the initially homogenous "pro-society" into the collection of weakly connected large communities. The number of communities depends on the number of connections in the "pro-society". Favoring small loops (in particular, 3-cycles) in the model A, could be interpreted as encouraging strong relations at the level of families, or some other small communities of individuals.

To the contrary, in the model B the family-like communities are suppressed and a complete restructuring in the whole network occurs at some critical point. Namely, below a critical level of suppression of 3-cycles, γ_c , the whole society gets completely polarized into two big subgroups. The described effect is entirely entropic. Connections inside each subgroup are very loose and a major amount of links connect vertices between formed subgroups, but not inside them. The variants of social interpretation of inter-group links can be different but within each subgroup social agents are focused on "external relations" instead of linking to their in-group members. Interestingly, this effect is apparently beyond the "mean-field" theoretical description and is much more sophisticated than the transition at positive γ , which is understood much better.




FIG. 5: Few typical samples of intermediate stages of network evolution: (a) Networks with strictly conserved vertex degree (our model); (b) Networks with non-conserved vertex degree ("Strauss model").

IV. CONCLUSIONS

In this work we propose a possible social interpretation of a generic critical phenomena happen in evolving topological random networks. In particular, we study two models inspired by the classical Schelling model of social segregation. Both models exhibit very rich critical and collective behavior. The network evolution in our simulations starts from a particular sample taken from the ensemble of Erdos-Renyi random graphs, and all vertex degrees are strictly conserved in the course of rewiring dynamics.

The first model describes a two-parametric "polychromatic" network with vertices of different "colors" which are attributed to different social categories. The driving mechanism for the network evolution is competition between the preferential formations of the unicolor open triad of connected vertices and of dyad of two vertices of different colors. We found that if preference to form connected unicolor triads dominates, the network spontaneously splits into weakly connected unicolor clusters (one cluster per each color). In physical terms, the synchronization of unicolor clusters is accompanied by the emergence of a non-perturbative zone of soft modes around zero eigenvalue of the Laplacian matrix of the whole network. The formation of these soft modes is the result of collectivization of cross-cluster interactions. Defragmentation of a network with respect to "color" separation can be viewed as a mechanism of revealing hidden layers which we interpret as social groups in a society. We see that triadic interactions in only one social group are capable of inducing the effective interactions in others. In the opposite limit in the two-parameter space, when the formation of the cross-color links dominates, the network develops the bipartite structure. We have discovered the new critical behavior between two regimes at particular values of chemical potentials μ and μ . At small number of intercolor links each color cluster selects the "ambassador" of the society, to whom the cross-society connection is delegated.

In the second model we describe how in a degree-constrained (unicolor) network occurs several qualitatively different topologies separated by phase transitions. The driving force behind these transitions is the advantage or disadvantage of forming small closed and connected groups of individuals (3-cycles of graphs nodes). Above some critical value $\gamma^+ > 0$, associated to 3-cycle graph motifs, the society gets spontaneously defragmented into a set of weakly interacting communities. Contrary, the suppression of 3-cycles, leads to a critical (below $\gamma^- < 0$) formation of a polarized two-community (bipartite) or multi-community (multipartite) structure with loose connections within each community.

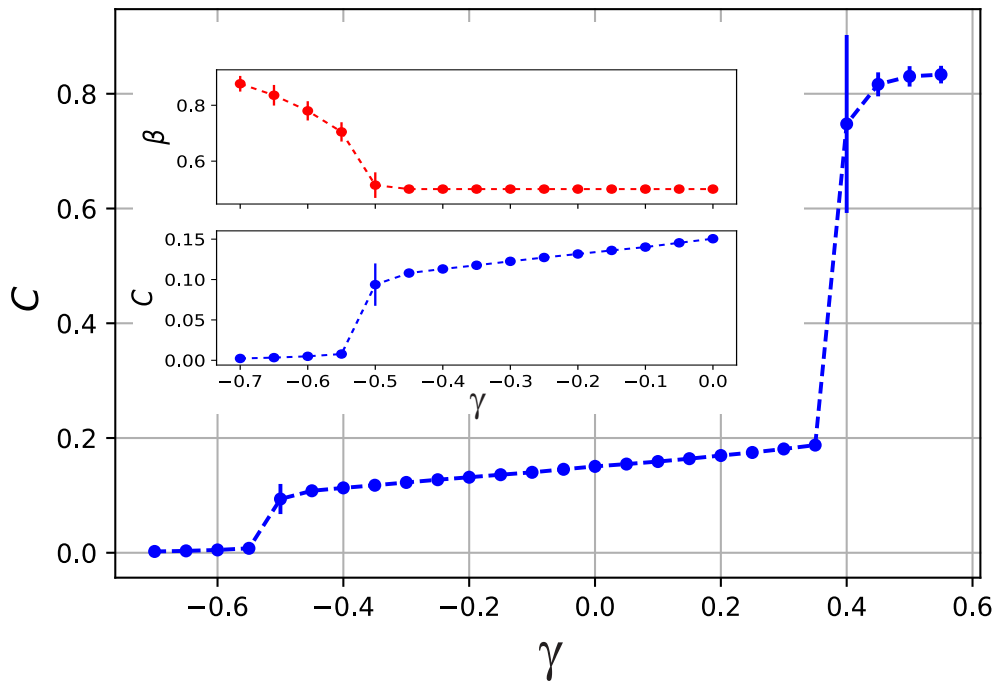


FIG. 6: Critical behavior at negative γ , where C is transitivity and β (in the insertion) is Estrada index.

Acknowledgments

We are grateful for A. Andreev, D. Grebenkov and M. Tamm for useful discussions. The work of A.G. was performed at the Institute for Information Transmission Problems with the financial support of the Russian Science Foundation (Grant No.14-50-00150); A.G. and O.V. acknowledge the support of Basis Foundation Fellowship; S.N. acknowledges the support of the EU-Horizon 2020 IRSES project DIONICOS (612707), and of the RFBR grant No. 16-02-00252.

-
- [1] T. Schelling, Dynamic Models of Segregation, *J. Math. Sociology*, **1** 143 (1971)
 - [2] D. Vincovic and A. Kirman, A physical analogue of the Schelling model, *PNAS* **103** 19261 (2006)
 - [3] L. Dall'Asta, C. Castellano, and M. Marsili, Statistical physics of the Schelling model of segregation, *J. Stat. Mech.* L07002 (2008)
 - [4] E. Hatna and I. Benenson, Combining segregation and integration: Schelling model dynamics for heterogeneous population, *J. Artificial Societies and Social Simulation* **18** 15 (2015)
 - [5] A. Andreev, V. Avetisov, A. Gorsky, S. Maslov, S. Nechaev, and O. Valba, in preparation
 - [6] S. Maslov and K. Sneppen, Specificity and Stability in Topology of Protein Networks, *Science* **296** 910 (2002)
 - [7] S. Maslov, K. Sneppen, and A. Zaliznyak, Detection of topological patterns in complex networks: correlation profile of the Internet, *Physica A* **333** 529 (2004)
 - [8] Maslov, S., Sneppen, K., and Alon, U. (2003), Correlation Profiles and Circuit Motifs in Complex Networks, an invited book chapter in the *Handbook of Graphs and Networks*, S. Bornholdt, and H.-G. Schuster, (eds.), Wiley-VCH, Weinheim.
 - [9] F. Viger and M. Latapy, Efficient and simple generation of random simple connected graphs with prescribed degree sequence, *Computing and Combinatorics, Lecture Notes in Computer Science* **440** (2005)
 - [10] V. Avetisov, A. Gorsky, S. Nechaev, and O. Valba, Spontaneous Symmetry Breaking and Phase Coexistence in Two-Color Networks, *Phys. Rev. E* **93** 012302 (2016)
 - [11] V. Avetisov, A. Gorsky, S. Nechaev and O. Valba, Finite plateau in spectral gap of polychromatic constrained random networks, *Phys. Rev. E* **96**, 062309 (2017)
 - [12] M. Granovetter, The strength of weak ties, *Am. J. Sociology* **79** 1360 (1973)
 - [13] S. Grauwun, E. Bertin, R. Lemoy, and P. Jensen, Competition between collective and individual dynamics, *PNAS* **106** 20622 (2009)
 - [14] C Castellano, S Fortunato, and V Loreto, Statistical physics of social dynamics, *Rev. Mod. Phys.* **81** 591 (2009)
 - [15] J. Friedman, On the second eigenvalue and random walks in random d-regular graphs, *Combinatorica*, **11**(4) 331 (1991).

- [16] J. Friedman, A proof of Alon's second eigenvalue conjecture and related problems, *Mem. Amer. Math. Soc.*, **910** (2008)
- [17] L. Freeman, A set of measures of centrality based on betweenness, *Sociometry* **40** 35 (1977)
- [18] V. Avetisov, M. Hovhannisyan, A. Gorsky, S. Nechaev, M. Tamm, and O. Valba, Eigenvalue tunnelling and decay of quenched random networks, *Phys. Rev. E* **94** 062313 (2016)
- [19] D. Strauss, On a General Class of Models for Interaction, *SIAM Rev.* **28** 513 (1986)
- [20] J. Park and M. E. J. Newman, Solution for the properties of a clustered network, *Phys. Rev. E* **72** 026136 (2005)
- [21] Chatterjee, S. and Diaconis, P. (2011), Estimating and understanding exponential random graph models. Available at arXiv: 1102.2650; C. Radin, M. Yin, Phase transitions in exponential random graphs, *Annals of Applied Probability* **23** 2458 (2013)
- [22] S. Gomez, A. Diaz-Guilera, J. Gomez-Gardenes, C. J. Perez-Vicente, Y. Moreno, A. Arenas, Diffusion dynamics on multiplex networks, *Phys. Rev. Lett.* **110**, 028701 (2013)
- [23] F. Radicchi, A. Arenas, Abrupt transition in the structural formation of interconnected networks, *Nature Physics* **9**, 717 (2013)
F. Radicchi, Driving interconnected networks to supercriticality *Phys. Rev. X* **4**, 021014 (2014)
- [24] F. D. Sahneh, C. Scoglio, and P. Van Mieghem, Exact coupling threshold for structural transition reveals diversified behaviors in interconnected networks, *Phys. Rev. E* **92** 040801, (2015)
- [25] J. Aguirre, R. Sevilla-Escoboza, R. Gutierrez, D. Papo, J. M. Buldu, Synchronization of Interconnected Networks: The Role of Connector Nodes, *Phys. Rev. Lett.* **112** 248701 (2014)
- [26] McPherson, M., Smith-Lovin, L., & Cook, J. M. Birds of a feather: Homophily in social networks. *Annual review of sociology*, **27** 415 (2001)
- [27] S. Goodreau, J. Kitts, and M. Morris, Birds of a feather, or friend of a friend? Using exponential random graph models to investigate adolescent social networks. *Demography*, **46**, 103 (2009)