

The effect of microwaves on superconductors for kinetic inductance detection and parametric amplification

A. V. Semenov*

*Physics Department, Moscow State University of Education,
1 Malaya Pirogovskaya st., Moscow 119992, Russia and
Moscow Institute of Physics and Technology, Dolgoprudny, Moscow 141700, Russia*

I. A. Devyatov†

*Lomonosov Moscow State University, Skobeltsyn Institute of Nuclear Physics,
1(2), Leninskie gory, GSP-1, Moscow 119991, Russia and
Moscow Institute of Physics and Technology, Dolgoprudny, Moscow 141700, Russia*

M. P. Westig

*Kavli Institute of NanoScience, Faculty of Applied Sciences,
Delft University of Technology, Lorentzweg 1, 2628 CJ Delft, The Netherlands*

T. M. Klapwijk

*Kavli Institute of NanoScience, Faculty of Applied Sciences,
Delft University of Technology, Lorentzweg 1, 2628 CJ Delft, The Netherlands and
Physics Department, Moscow State University of Education,
1 Malaya Pirogovskaya st., Moscow 119992, Russia*

(Dated: October 8, 2019)

We address, using concepts of the microscopic theory of superconductivity, parametric amplifiers and kinetic inductance detectors focusing on the interaction of microwave radiation with the superconducting condensate. This interaction was identified recently as the source of the apparent dissipation in microwave superconducting micro-resonators at low temperatures. Since the evaluation of the performance of practical devices based only on the microwave-response is not sufficiently informative about the underlying physical processes, we propose an experimental system to measure the microscopically relevant spectral functions as well as the non-equilibrium distribution function of a microwave-driven superconducting wire. The results indicate the limits of the commonly used phenomenological theories, providing the groundwork for further optimisation of the performance.

I. INTRODUCTION

In recent years there has been an increased interest in the use of conventional superconductors in the presence of a microwave field, for example in quantum computation^{1,2}, parametric amplification³, and for astronomical multi-pixel detection with microwave kinetic inductance sensors^{4,5}. The subject is also closely related to efforts to measure the Higgs mode in superconductors⁶⁻⁹. The experiments are carried out far below the critical temperature of the superconductor, where few quasi-particles are present and the properties in response to the microwave field are dominated by the superconducting condensate.

A commonly used assumption for the non-linear response of a superconductor is summarized in writing the kinetic inductance as

$$L_k(I) \approx L_k(0) \left[1 + \left(\frac{I}{I_*} \right)^2 \right] \quad (1)$$

with I_* the scale of the non-linearity and $L_k(0) = \hbar R_n / \pi \Delta$, with R_n the resistance in the normal state and Δ the superconducting energy gap. Such an expression is the adaptation of the standard Ginzburg-Landau analysis of a dc current-carrying superconductor¹⁰, assuming

$I/I_* \ll 1$. The underlying microscopic picture is a supercurrent carried by Cooper-pairs, which in rest have net zero momentum ($\vec{k} \uparrow, -\vec{k} \downarrow$). When a supercurrent flows all Cooper-pairs have a net momentum, \vec{p}_s , or pairs with $((\vec{k} + \vec{p}_s) \uparrow, (-\vec{k} + \vec{p}_s) \downarrow)$. The kinetic energy stored in the moving condensate goes at the expense of the net condensation energy, which results in a reduced order parameter Ψ , *i.e.* a reduced energy gap Δ . In order to apply this analysis to the kinetic inductance at high frequencies, ranging from microwave to THz frequencies, the time-response of the system is important too¹¹. For an instantaneous response of the order parameter to the change in the supercurrent the quantity I_* differs from the one with a delayed response, because of the very long relaxation time. Such a time-delay has been experimentally observed¹⁰ by applying current-pulses with a current larger than the critical current, causing, with indium as a superconductor, a time-delay in the order of nanoseconds in agreement with an energy-relaxation time of 148 psec. Both the Ginzburg-Landau analysis as well as the analytical expressions for the non-equilibrium response are applicable only close to the critical temperature of the superconductor, T_c . The new applications are at much lower temperatures, where the order parameter is energy-dependent, and the response to radiation

needs to take into account the change in the density-of-states (DOS) due to the absorbed radiation. In addition, the microwave-frequency in comparison to characteristic relaxation times needs to be considered.

Experimentally, it was demonstrated by De Visser *et al.*¹², that the resonant frequency of an Al superconducting resonator shifts with increased microwave power. This shift appears to be analogous to a temperature rise although the applied frequency ω_0 has a photon-energy much lower than the energy gap Δ , which rules out pair-breaking by the photon-energy. In addition, because the measurements are carried out far below T_c the density of quasiparticles is very low. Therefore, we studied theoretically the nature of a superconducting condensate, which oscillates at a frequency ω_0 due to an applied microwave field. It was demonstrated¹³ that the microwave field has a depairing effect on the superconductor, analogous to that of a dc current¹⁴⁻¹⁷, but qualitatively different. The DOS loses the sharp peak at the gap energy, which is comparable to what happens with a dc current, but in addition it acquires features at specific energies $\Delta \pm n\hbar\omega_0$, with Δ the modulus of the order parameter. These features in the density-of-states are a manifestation of Floquet states, which are the eigenstates of any quantum-system, exposed to a periodic field¹⁸. It was also shown¹³ that the DOS develops an exponential-like tail in the sub-gap region.

The present study is carried out to relate the phenomenological expression of Eq. 1 and the recently developed microscopic properties of a superconductor with an oscillating condensate. On general grounds we expect that the quadratic dependence does not change, but we like to be able to calculate the parameters. In addition, the conceptual understanding of the response of a uniform superconductor, such as aluminium, assumed here, may provide insight to understand also the difference with the response of inhomogeneous superconductors such as niobium titanium nitride (NbTiN)¹⁹ or granular aluminium (GrAl)²⁰. In the present article we present additional theoretical results for a realistic case by including inelastic scattering. In addition, we present the design of an experiment which would enable a measurement of the microscopic parameters with a tunnel-probe of a superconductor exposed to a microwave-field, while at the same time avoiding that the tunnel-process, intended as a passive probe, is effected by the microwave field.

II. ACTION OF MICROWAVES ON THE SUPERCONDUCTING CONDENSATE

In order to go beyond the phenomenological Ginzburg-Landau theory we need to use the microscopic theory of non-equilibrium superconductivity^{25-27,29}. It allows us to access the practically relevant regime of $\Delta \gg k_B T$ and it includes the fact that the superconducting properties are dependent on the energy. This dependence is

very well known from tunnelling experiments, but it also enters the response of the superconducting condensate to microwave radiation. We assume a dirty superconductor *i.e.* with an elastic mean free path ℓ much smaller than the BCS coherence length ξ_0 , meaning that we can rely on the Usadel-theory²⁸ for impurity-averaged Green's functions. As shown by Stoof and Nazarov²¹, for the experimental conditions met in the present subject the theory can conveniently be expressed in the complex function $\theta(E)$ and the real function $\phi(E)$.

The retarded and advanced Green's functions are expressed geometrically by two matrices

$$\hat{G}^R = \begin{pmatrix} \cos \theta & e^{-i\phi} \sin \theta \\ e^{i\phi} \sin \theta & -\cos \theta \end{pmatrix}$$

and

$$\hat{G}^A = \begin{pmatrix} -\cos \bar{\theta} & e^{-i\phi} \sin \bar{\theta} \\ e^{i\phi} \sin \bar{\theta} & -\cos \bar{\theta} \end{pmatrix}$$

with $\theta = \theta(r, E)$ a complex angle which is a measure of the pairing, for short called the pairing angle, and $\phi = \phi(r, E)$ is the superconducting phase, a real quantity. With these variables one expresses quantities familiar from the Ginzburg-Landau theory such as the supercurrent J_s and the density of superconducting electrons $|\Psi|^2$ in microscopic variables. For the supercurrent we have:

$$j_s = \frac{\sigma_N}{e} \int_{-\infty}^{+\infty} dE \tanh \left(\frac{E}{2k_B T} \right) \text{Im} \sin^2 \theta \left(\nabla \phi - \frac{2e}{\hbar} \vec{A} \right) \quad (2)$$

and for the density of superconducting electrons:

$$|\Psi|^2 = \frac{m}{e^2 \hbar} \sigma_N \int_0^{+\infty} dE \tanh \left(\frac{E}{2k_B T} \right) \text{Im} \sin^2 \theta \quad (3)$$

Here, $\sigma_N = e^2 N_0 D$ is the normal state conductivity, with N_0 the density-of-states in the normal state, including spin, and D the diffusion coefficient. m is the electron mass. The second quantity makes clear that the density of superconducting electrons is determined by $\text{Im}[\sin^2 \theta]$, which is equivalent to an effective energy dependent density of pairs. The integration over the energies weighted with the Fermi-Dirac distribution determines the averaged quantity $|\Psi|^2$. So for a proper understanding of the response of the superconductor one needs to know $\theta(E)$ and $\phi(E)$. The kinetic inductance is determined by the density of superconducting electrons through:

$$L_k = \frac{m}{e} \frac{1}{e \sigma_N |\Psi|^2} \quad (4)$$

which illustrates that the non-linear response of the kinetic inductance is due to a change of the density of superconducting electrons, which on its turn is determined

by the energy-dependent pairing angle θ . The single particle density-of-states, which is the quantity which is measured with a tunnel-junction, is given by

$$N(r, E) = N_0 \text{Re} \cos \theta(r, E). \quad (5)$$

A. DC currents and microwave currents

For a stationary current-carrying superconductor Anthonore *et al*¹⁷ have shown that the quantities θ and ϕ are determined by two basic equations:

$$E + i\Gamma \cos \theta = i\Delta \frac{\cos \theta}{\sin \theta} \quad (6)$$

and

$$\vec{\nabla}(\vec{v}_s \sin^2 \theta) = 0 \quad (7)$$

with $\vec{v}_s = D[\vec{\nabla}\phi - (2e/\hbar)\vec{A}]$ and Γ given by $(\hbar/2D)v_s^2$. Experimentally, either a magnetic field or a current is imposed forcing a value for Γ , which then leads to solutions of Eq. (6), i.e. for $\theta(E)$. For later use we rewrite Eq. (6) to

$$iE \sin \theta + \Delta \cos \theta + \alpha_{dc} \Pi = 0 \quad (8)$$

with α_{dc} defined as $\Gamma/4$ and $\Pi = 4i \cos \theta \sin \theta = 2i \sin \theta$. For $\alpha_{dc} = 0$ we find the conventional BCS-solution. With finite α_{dc} the BCS density-of-states is rounded as well as a reduced value for the energy gap in the excitation-spectrum is obtained. We assume here a uniform current over the cross-section of the wire.

The effect of a dc supercurrent and a magnetic field on the superconducting state has been measured by Anthonore *et al*¹⁷, i.e. the effect on $\theta(r, E)$ by measuring the density-of-states of the superconductor with a tunnel-junction. The results illustrate that for a uniform current density and for a narrow strip in a magnetic field the response of the superconductor is for low current densities identical. For higher values of α a difference occurs when the supercurrent reaches the critical pair-breaking current at which point stable solutions cease to exist. For the magnetic field solutions continue to exist going down smoothly until a gapless state is reached. The change in $\theta(r, E)$ enters also the kinetic inductance, through Eqs. (3) and (4) leading to an increase in the kinetic inductance due to a reduction in the density of superconducting electrons, which reflects a reduction in the pairing angle $\theta(r, E)$. At small current, $I/I_* \ll 1$, this increase of kinetic inductance with the current is given by Eq. (1) with $I_* \simeq 2.69I_c$, where the depairing critical current $I_c \simeq 0.75\Delta_u/eR_\xi$ ¹⁷, R_ξ is the normal resistance per the coherence length $\xi = \sqrt{\hbar D/\Delta_u}$, with Δ_u the unperturbed value of the energy gap. The zero-current kinetic inductance, in the limit $\Delta_u \gg k_B T$, is given by $L_k(0) = \hbar R_N/\pi\Delta_u$, with R_N the normal resistance.

An electromagnetic field, defined as the vector potential A , represents the microwave field $A = A_0 \cos(\omega_0 t)$ with frequency ω_0 , which leads to an ac supercurrent. In using the Usadel equations, we assume a dirty superconductor in which the momentum of the electrons is randomised by impurity scattering faster than the relevant processes. We will restrict the analysis to small intensities of the rf-drive and frequencies less than the unperturbed energy gap Δ_u :

$$\alpha \ll \hbar\omega_0 \ll \Delta_u, \quad (9)$$

with the parameter α the normalized intensity of the rf-drive³⁰: $\alpha = e^2 D A_0^2 / 4\hbar$. The inequalities of Eq. (9) impose the same restriction on α , ω_0 and Δ_u as used previously in Semenov *et al*¹³, which means that the conditions for the 'quantum mode of depairing' are fulfilled³¹. We assume that the temperature is low, $k_B T \ll \Delta_u$, hence the number of thermal quasiparticles at energies of order of Δ_u is negligible. While evaluating the tunnel-relaxation model, we also assume that $\alpha \ll \Gamma_{inel}$, which is a technical assumption required to apply linear expansion of the Green functions in α , and does not affect any of our results qualitatively.

The response to an ac current with frequency ω_0 , in the microwave-range, has been presented in Semenov *et al*¹³ and rewritten in the variables θ and ϕ it leads again to Eq. 8 with $\alpha_{dc} \rightarrow \alpha$ and the function Π replaced by:

$$\Pi = i \sin \theta (\cos \theta_+ + \cos \theta_-) + i \cos \theta (\sin \theta_+ + \sin \theta_-) \quad (10)$$

with the subscripts representing the argument being $E + \hbar\omega_0$ or $E - \hbar\omega_0$. It represents the moving superconducting condensate due to the oscillating microwave currents.

To facilitate the comparison with experimentally more accessible values, we express α/Δ_u in terms of the induced rf supercurrent I_{rf} . One can relate the amplitude of the induced current I_0 and the field as $L_{k,u} I_0 = A_0$, where $L_{k,u}$ is defined per unit length along the wire. This is just Eq. (2) in the limit of a small current density, without the phase gradient. One arrives at

$$\frac{\alpha}{\Delta_u} = \frac{1}{2\pi^2} \frac{\langle I_{rf}^2 \rangle}{(\Delta_u/eR_\xi)^2} \simeq 0.028 \frac{\langle I_{rf}^2 \rangle}{I_c^2}. \quad (11)$$

by expressing α through I_{rf} as $\alpha = e^2 D (L_{k,u} I_0)^2 / 4\hbar = e^2 D (L_{k,u})^2 \langle I_{rf}^2 \rangle / 2\hbar$, with $\langle I_{rf}^2 \rangle = I_0^2/2$ the mean square of the induced rf-current.

B. Inelastic scattering

At any finite temperature, the presence of microwave results in an absorption of microwave energy by electrons, which needs to be balanced by an inelastic scattering process. Hence, in the kinetic equation we take into account inelastic scattering, which for consistency should also be studied for the spectral properties. In Semenov *et al*¹³

this was not done explicitly with the assumption that the presence of quasiparticle relaxation was used implicitly. Without a strong enough relaxation the distribution function can not have the equilibrium form assumed in the previous work. Inelastic scattering is introduced by assuming a relaxation time approximation, which is equivalent to take the self-energy of the form^{23,24}:

$$\check{\Sigma}_{inel} = -i\Gamma_{inel}\check{G}_{res}, \quad (12)$$

with Γ_{inel} the tunneling rate and \check{G}_{res} the Green's function of an equilibrium 'reservoir' to which the 'hot electrons' tunnel. Formally, this model corresponds to the relaxation time approximation. In principle, it can be compared to a thin film superconductor coupled to a large normal reservoir *via* a tunnel barrier with a transparency, equivalent to a tunnel-rate equal to Γ_{inel} . While, under realistic conditions, tunnel-coupling to a reservoir is not the mechanism of energy relaxation, it is a very useful and tractable model, which captures the essential physics. Its predictions about the effect of the microwave drive on the spectral functions remains qualitatively correct for the case of electron-electron or electron-phonon interaction inside the superconductor. Moreover, as we will discuss below, the effect of the ac-drive on quantities like the order parameter and the kinetic inductance are insensitive to details of the superconductor's spectral properties introduced by the inelastic processes. Hence, the corresponding results derived with the chosen model are correct quantitatively.

In terms of the pairing angle θ one obtains:

$$(iE - \Gamma_{inel}) \sin \theta + \Delta \cos \theta + \alpha\Pi = 0 \quad (13)$$

This expression provides solutions for $\theta(E)$ for a given value of α and for a material dependent inelastic scattering rate Γ_{inel} . A typical result for the density-of-states, Eq. (5), is shown in Fig. 1 using results to be presented in the next section.

C. Analytical results

Employing the self energy Eq.(12), one comes to the kinetic equation for the stationary longitudinal components²⁵⁻²⁷ of the quasiparticle distribution function f_L :

$$I_{phot}[f_L] + I_{inel}[f_L] = 0. \quad (14)$$

Here, the electron-photon collision term I_{phot} describes creation of the quasiparticles and absorption of energy, and the inelastic scattering term I_{inel} provides quasiparticle and energy relaxation. The integral of electron-photon collisions is given by:

$$I_{phot} = \alpha(R_+(f_L - f_{L+}) + R_-(f_L - f_{L-})), \quad (15)$$

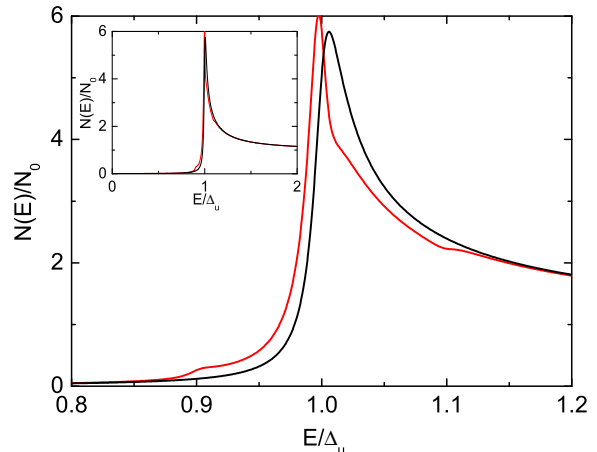


FIG. 1. The normalized DOS of a superconductor $N(E)/N_0 = \text{Re}[\cos \theta(E)]$ with $\alpha/\Delta_u = 10^{-3}$ and $\hbar\omega_0/\Delta_u = 0.1$ on an expanded energy-scale. The red curve is with radiation and the black without. A total inelastic parameter is assumed of $\Gamma_{inel}/\Delta_u = 0.01$. The inset shows the full density of states making clear that the deviations are small, but observable in order to evaluate the conceptual framework.

with $R_{\pm} = \text{Re}[\cos \theta_{\pm}] + \text{Im}[\sin \theta] \text{Im}[\sin \theta_{\pm}] / \text{Re}[\cos \theta]$ (more details on the derivation of this electron-photon collision integral can be found in Semenov *et al*³²).

The integral of inelastic collisions in the relaxation time approximation is

$$I_{inel} = \Gamma_{inel} (f_L - f_{L,res}) = \Gamma_{inel} \delta f_L, \quad (16)$$

in which $f_{L,res}$ is the distribution function of quasiparticles of the 'reservoir', which is assumed to be in equilibrium at a base temperature T . The subscript L is used as a reminder that only a longitudinal type of non-equilibrium, symmetric around E_F is relevant¹⁰.

The set of Eqs. (13) and (14) is closed by the self-consistency equation, which has the usual form,

$$\Delta = \lambda \int_0^{\hbar\omega_D} d\varepsilon f_L \text{Im} \sin \theta, \quad (17)$$

with ω_D the Debye frequency and λ the electron-phonon coupling constant.

The linearization of Eq. (13) gives:

$$(E + i\Gamma_{inel})\delta \sin \theta - i\Delta_u \delta \cos \theta - i \cos \theta_u \delta \Delta + \alpha\Pi_u = 0 \quad (18)$$

with $\delta \sin \theta \equiv \sin \theta - \sin \theta_u$, $\delta \cos \theta \equiv \cos \theta - \cos \theta_u$. Here, θ_u denotes the unperturbed solution without rf-drive, for $\alpha = 0$, and is given by:

$$\cos \theta_u = \frac{(E + i\Gamma_{inel})}{\{(E + i\Gamma_{inel})^2 - \Delta_u^2\}^{1/2}} \equiv \frac{(E + i\Gamma_{inel})}{\Xi}, \quad (19)$$

$$i \sin \theta_u = \frac{-\Delta_u}{\{(E + i\Gamma_{inel})^2 - \Delta_u^2\}^{1/2}} \equiv -\frac{\Delta_u}{\Xi}, \quad (20)$$

with Δ_u the value of the order parameter for no rf-drive and $\Xi \equiv \{(E + i\Gamma_{inel})^2 - \Delta_u^2\}^{1/2}$. In the limit of $\Gamma_{inel} \rightarrow 0$ the unperturbed functions in Eqs. (19) and (20) reduce to the standard BCS solution²⁵⁻²⁷. The finite Γ_{inel} describes the broadening of the superconductor spectral functions due to the inelastic processes³³.

The solution of the linearized Eq. (18) has the form:

$$i\delta \sin \theta = i \frac{\partial \sin \theta}{\partial \Delta} \Big|_{\alpha=0} \delta \Delta + i \frac{\partial \sin \theta}{\partial \alpha} \Big|_{\Delta=\Delta_u} \alpha, \quad (21)$$

$$\delta \cos \theta = \tan \theta_u \delta \sin \theta = \frac{\Delta_u}{E + i\Gamma_{inel}} i\delta \sin \theta, \quad (22)$$

The partial derivatives are given by

$$\begin{aligned} i \frac{\partial \sin \theta}{\partial \alpha} \Big|_{\Delta=\Delta_u} &= \\ &= \frac{i\Delta_u \{(E_+ + i\Gamma_{inel}) + (E + i\Gamma_{inel})\} (E + i\Gamma_{inel})}{\Xi_+ \Xi^3} + \\ &+ \{E_+ \rightarrow E_-\}, \end{aligned} \quad (23)$$

and

$$i \frac{\partial \sin \theta}{\partial \Delta} \Big|_{\alpha=0} = \frac{-(E + i\Gamma_{inel})^2}{\Xi^3}. \quad (24)$$

Eq. (21) expresses the linear change of the Green function $\delta \sin \theta$ under the influence of rf-drive as a sum of two terms: the one, proportional to the normalized rf-drive intensity α , and the other, proportional to the variation of the order parameter $\delta \Delta$.

Since the change of the order parameter is determined in part by the nonequilibrium distribution function of the quasiparticles, we first determine this quantity from the kinetic equation. Just for simplicity, here we restrict our derivations to the limit $k_B T \ll \hbar \omega_0$ (later, we will remove this restriction). Then the differences $f_{L,u} - f_{L\pm,u}$ are unequal to zero only in the small energy interval $-\hbar \omega_0 < E < \hbar \omega_0$, where $\text{Re} \cos \theta_u \cong \text{Re} \cos \theta_{\pm,0} \cong \Gamma_{inel}/\Delta_u$ and $\text{Re} \sin \theta_u \cong (\Gamma_{inel}/\Delta_u)(E/\Delta_u) \ll \text{Re} \cos \theta_u$. Hence, the electron-photon collision integral (15) can be simplified to $I_{phot,u} = \alpha (\Gamma_{inel}/\Delta_u) \{(f_{L,u} - f_{L+,u}) + (f_{L,u} - f_{L-,u})\}$. Then

the solution of the kinetic equation (14) has the following form:

$$\delta f_L = \frac{\partial f_L}{\partial \alpha} \Big|_{\Delta=\Delta_u} \alpha, \quad (25)$$

with

$$\frac{\partial f_L}{\partial \alpha} \Big|_{\Delta=\Delta_u} = \left\{ \begin{array}{l} -\frac{2}{\Delta_u}, E \in (0, \hbar \omega_0) \\ \frac{2}{\Delta_u}, E \in (-\hbar \omega_0, 0) \\ 0, E \notin (-\hbar \omega_0, \hbar \omega_0) \end{array} \right\}. \quad (26)$$

Note that, with the chosen model of relaxation (12), the quantity, which characterizes the strength of the inelastic interaction, Γ_{inel} , drops out of the answer. The reason is that both collision integrals in the kinetic equation (14) are proportional to Γ_{inel} .

The linearization of the self-consistency equation (17) leads to the following relation for the small correction of the order parameter $\delta \Delta$:

$$\delta \Delta = \delta_\theta \Delta + \delta_{f_L} \Delta. \quad (27)$$

with

$$\delta_\theta \Delta = \alpha \int_0^\infty dE \frac{\partial \text{Im}[\sin \theta]}{\partial \alpha} \Big|_{\Delta=\Delta_u} f_{L,u}, \quad (28)$$

and

$$\delta_{f_L} \Delta = \alpha \int_0^\infty dE \text{Im}[\sin \theta_u] \frac{\partial f_L}{\partial \alpha} \Big|_{\Delta=\Delta_u} \quad (29)$$

Here, Eq. (28) describes the change of the order parameter Δ due to the change of the anomalous Green function $\sin \theta$, and Eq. (29) - due to the change of the distribution function f_L .

Substituting into Eq. (28) and Eq. (29) the formulas for $\partial_\alpha \sin \theta \Big|_{\Delta=\Delta_u}$ Eq. (23) and $\partial_\alpha f_L \Big|_{\Delta=\Delta_u}$ Eq. (26) makes it possible to calculate these corrections analytically. Taking into account that the integrand in Eq. (29) is analytical in the upper half-part of the complex plane and decays faster than $1/E$ at infinity, we replace the integration over the real semi-axis $E \in (0, +\infty)$ to the integration over the imaginary semi-axis $iE \in (0, +i\infty)$ and obtain, after dropping terms of nonzero order in Γ_{inel}/Δ_u and $\hbar \omega_0/\Delta_u$:

$$\frac{\delta_\theta \Delta}{\alpha} \cong \int_0^\infty dy \frac{4y^2}{\{y^2 + 1\}^2} = -\pi. \quad (30)$$

The correction of Δ due to the change of f_L turns out to be small:

$$\frac{\delta_{f_L} \Delta}{\alpha} \cong -\frac{\Gamma_{inel}}{\Delta_u} \int_0^{\hbar \omega_0/\Delta_u} x dx \simeq -\left(\frac{\hbar \omega_0}{\Delta_u}\right)^2 \frac{\Gamma_{inel}}{\Delta_u}, \quad (31)$$

and can be neglected compared to $\delta_F \Delta$. Finally, we obtain:

$$\frac{\delta \Delta}{\Delta_u} \cong -\pi \frac{\alpha}{\Delta_u}. \quad (32)$$

The change in the distribution function δf_L , given by Eqs. (25), (26) has a minor effect on $\delta \Delta$ because δf_L is nonzero only in the small energy interval $E \in (-\hbar\omega_0, \hbar\omega_0)$, where $\text{Im} \sin \theta_u$ is small. It is obvious that the same holds if the temperature is not small compared to $\hbar\omega_0$ (but still small compared to Δ_u). In the case $\hbar\omega_0 \ll k_B T \ll \Delta_u$, δf_L is nonzero roughly at $E \in (-k_B T, k_B T)$. Hence in the formula for $\delta f_L \Delta$ one has to replace $(\hbar\omega_0/\Delta_u)^2$ by approximately $(k_B T/\Delta_u)^2$, which is also a small factor.

The main results we obtain with this simplest possible model of inelastic processes, are i) the formulas for the rf-drive induced corrections to spectral functions and to the order parameter Eq. (21) and Eq. (32), and ii) the statement about smallness of the effect of the rf-drive induced nonequilibrium in the quasiparticle subsystem on the spectral functions.

III. SUPERCONDUCTING DENSITY-OF-STATES AND MICROWAVES

The solution of Eqs. (13) and (17) provides the superconducting properties expressed in $\theta(E)$, which is dependent on the microwave-frequency ω_0 and its intensity, α . The most direct manifestation of this change due to the embedded microwave field, is the change of DOS, as defined in Eq. (5). Previously, we have presented¹³ results of the modified DOS for the case without inelastic processes, which physically corresponds to $\Gamma_{inel} \ll \alpha$. Here, we expand on those results by also calculating the change of DOS for the opposite case $\Gamma_{inel} > \alpha$.

The change of the density of states $\delta N = N_0 \text{Re}[\delta \cos \theta]$, with $\delta \cos \theta$ given by Eq. (22). It consists two terms, both proportional to the normalized field intensity:

$$\delta N = \frac{\partial N}{\partial \alpha} \alpha - \frac{\partial N}{\partial \Delta} \frac{\pi}{\Delta_u} \alpha. \quad (33)$$

The terms have different physical meaning. The first term is of the main interest, because it describes qualitative modification of DOS due to the embedded microwave field. Its magnitude is given by

$$\frac{\partial N}{\partial \alpha} = N_0 \text{Re} \left[\frac{i \Delta_u^2 \{ (E_+ + i \Gamma_{inel}) + (E + i \Gamma_{inel}) \}}{\Xi_+ \Xi^3} \right] + \quad (34)$$

$$+ \{ E_+ \rightarrow E_- \}$$

Because of the factors $\Xi_{\pm} = \{ (E \pm \hbar\omega_0 + i \Gamma_{inel})^2 - \Delta_u^2 \}^{1/2}$ in the denominator, it has features near the 'photon point' energies $\Delta_u \mp \hbar\omega_0$. Near these energies, Eq. (34) can be approximated as

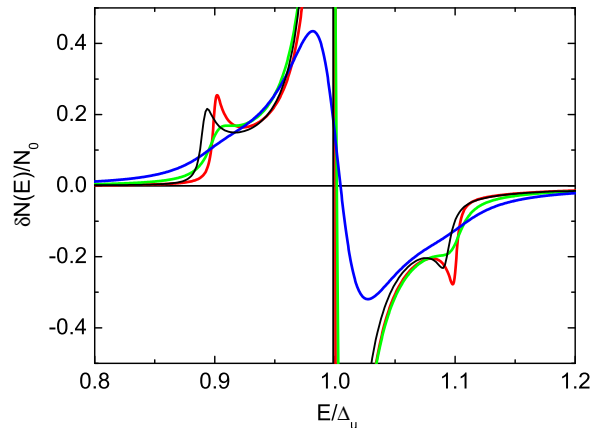


FIG. 2. The change of normalized DOS of a superconductor, $\delta N(E)/N_0 = \text{Re}[\delta \cos \theta(E)]$, under the influence of an rf-drive with $\alpha/\Delta_u = 10^{-3}$. The black curve corresponds to the absence of relaxation, the red curve corresponds to the value of the relaxation rate $\Gamma_{inel}/\Delta_u = 0.003$, the green curve corresponds to $\Gamma_{inel}/\Delta_u = 0.01$, and the black curve corresponds to $\Gamma_{inel}/\Delta_u = 0.03$.

$$\frac{\partial N}{\partial \alpha} = N_0 \frac{\Delta_u^2 \left[(E_{\pm} - \Delta_u) + \left\{ (E_{\pm} - \Delta_u)^2 + \Gamma_{inel}^2 \right\}^{1/2} \right]^{1/2}}{(2\hbar\omega_0)^{3/2} \left\{ (E_{\pm} - \Delta_u)^2 + \Gamma_{inel}^2 \right\}^{1/2}}. \quad (35)$$

Its maximum scales as $2^{-3/2} (\Gamma_{inel}/\Delta_u)^{-1/2} (\hbar\omega_0/\Delta_u)^{-3/2}$, and the width of the maximum is given by Γ_{inel} .

The second term of Eq. (33),

$$\frac{\partial N}{\partial \Delta} = -N_0 \frac{\Delta_u (E + i \Gamma_{inel})}{\Xi^3}, \quad (36)$$

describes the shift of DOS due to the suppression of the order parameter, Δ , under influence of the microwave field. It does not contain the photon-energy $\hbar\omega_0$.

The total change of DOS (33) is presented in Fig. 2, for a fixed frequency $\hbar\omega_0 = 0.1 \Delta_u$ and a fixed $\alpha = 10^{-3} \Delta_u$. The change is normalized to the normal state DOS. The inelastic collision-strength Γ_{inel}/Δ_u is varied from 0.003 (red), 0.01 (green), to 0.03 (blue). The smallest value almost coincides with the unperturbed curve (black), calculated within the approach published previously¹³. This indicates that the violation of the condition $\alpha \ll \Gamma_{inel}$, which was needed to apply the linear expansion in α near the peaks at Δ_u and $\Delta_u \pm \hbar\omega_0$, does not affect significantly the results for the spectral functions, confirming that this condition is in practice not important. It is clear that the inelastic processes reduce the visibility of the photon-structures in the density of states. However, a quantitative analysis of the behavior of Eq. (33) shows

that the extremes in $\text{Re}\delta \cos \theta(E)$ near $\Delta_u \pm \hbar\omega_0$ exist up to $\Gamma_{inel}/\hbar\omega_0 \approx 0.15$ (for $\hbar\omega_0 \ll \Delta_u$). Hence, in principle the photon-steps should be clearly discernible, provided a high enough accuracy can be obtained in an experiment and sufficiently low temperatures are used.

The most important quantity for kinetic induction detection and parametric amplification is the non-linear kinetic inductance, as expressed below in Eq. (46). It is a clear experimental signature of how the microwave intensity gets embedded in the Cooper-pair condensate. From a practical point of view that particular result is directly usable in a model. Unfortunately, it is not very informative about the influence of the microwave-field on the microscopic properties of the superconductor and the dependence on the materials properties. A much more critical test would be a direct measurement of the density of states in the presence of microwaves.

Here, we propose an experiment in which the rf-driven superconducting properties are measured with a tunnel junction. It is well known that tunnel junctions are very suitable to determine the density-of-states as well as the Fermi distribution function of the superconductor. However, the challenge is to design an experiment in which only one of the electrodes is driven by the microwave field and not the other electrode. In addition, one wants to avoid that in the measurement by the tunnel-current the tunnel-process is modified by photon-assisted tunneling (PAT)⁴³. This problem has plagued early experiments by Kommers and Clarke⁴⁴ and has led to some early solutions by Horstman and Wolter^{45,46}. The experimental challenge is to avoid or minimize an rf-field across the tunnel-barrier, using the present-day fabrication technology and design tools. Fig. 3(a)-(c) shows our proposed experiment, which takes these considerations into account.

Our proposed circuit can be divided into two parts which are shown in black and grey in Fig. 3. The black layer is a superconductor, for instance aluminum, patterned as indicated in the figure. The grey layer is made of a normal conducting metal, for instance copper. The dashed blue box in Fig. 3(a) indicates the region where a normal metal-insulator-superconductor (NIS) tunnel junction is formed between the black and grey metals. This region is shown in more detail in Fig. 3(b). The NIS tunnel junction is formed at the overlap of the black superconducting wire with width $W' = 1 \mu\text{m}$, thickness $t = 20 \text{ nm}$, and the grey wire with width $W'' = 1 \mu\text{m}$. The latter normal metal wire has a total length of $l = 21 \mu\text{m}$ and acts as an inductance, just large enough, $L \approx 15 \text{ pH}$, to block the rf currents $I_x(\nu)$ to the NIS junction. Through this we prevent that they propagate into the junction and couple into the measurement circuitry attached to it. This signal blockage works well in combination with an effectively shorted wire (black layer) on which the junction is patterned, explained in more detail in the following paragraph. At the same time the length of normal metal wire that connects to the NIS junction is short enough to avoid

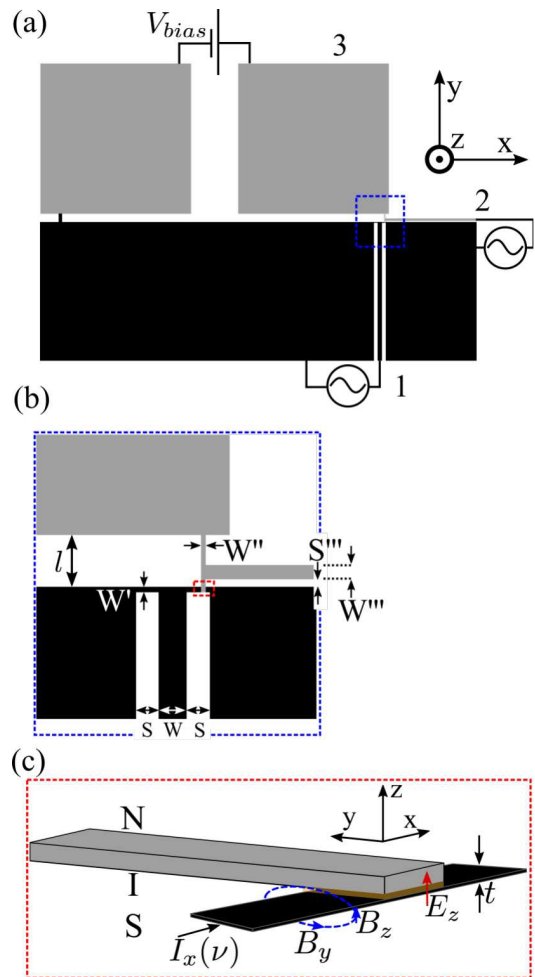


FIG. 3. (a) Proposed device to test the theoretical model. Black layers are patterned in a superconductor whereas grey layers are patterned in a normal metal. The circuit lies in the xy -plane of the indicated coordinate system. (b) Blow-up of the region around the normal metal-insulator-superconductor tunnel junction. (c) Side view of the tunnel junction (dark red) specifying the created electric and magnetic fields by the rf current $I_x(\nu)$ at the driving frequency $\nu = \omega_0/2\pi$. The tunnel junction is used to probe the coherent excitation of the (black) superconducting wire beneath the tunnel junction by means of a density-of-states measurement of the wire. The circuit sketch in (a) and (b) is drawn to scale.

a relevant series resistance, which gets added to the overall junction tunnel resistance. For a copper wire of the chosen dimensions with a common thin film resistivity of $\rho_0 = 0.4 \mu\Omega\text{cm}$ ⁴⁷ one expects about 0.02Ω of series resistance. The NIS junction tunnel resistance should, therefore, have a value much larger than this series resistance, which is compatible with an opaque tunnel-barrier to probe the superconducting properties. The NIS tunnel junction is connected to three measurement terminals, labeled 1 to 3 in the figure. They make it possible to probe the dc tunneling curve of the NIS junction, while the states in the superconducting wire with width W' un-

derneath the tunnel junction can be probed. Although in our device proposal the NIS tunnel junction has an area of $1 \mu\text{m}^2$, a smaller tunnel junction will equally suffice to perform the experiment and will only insignificantly modify the circuit functionality. Therefore, our design is compatible with the established tri-layer and angle-evaporation junction fabrication techniques that can realize junctions of different sizes.

Terminal 1 is connected to a radio-frequency (rf) generator and is used to excite a transversal electromagnetic (TEM) wave on a coplanar waveguide (CPW) transmission line up to frequencies of 60 GHz. The CPW is designed to have a characteristic impedance of $Z_c = 50 \Omega$, which we achieve by the CPW dimensions of $S = 8 \mu\text{m}$ and $W = 11 \mu\text{m}$ on top of a $275 \mu\text{m}$ thick silicon wafer, ignoring a natural silicon oxide layer of about 1 nm. The CPW is terminated as a short circuit by the superconducting wire with width W' at the position of the NIS junction. The short circuit results in a maximum and homogeneous rf current $I_x(\omega_0)$ in the wire and drives the superconducting ground state in the wire at a particular frequency, ω_0 , and with a certain rf current magnitude which can be adjusted at the rf generator. We find by modeling our circuit in CST⁴⁸ that at the junction tunnel barrier a magnetic and an electrical field is established due to the rf-driving, as sketched schematically in Fig. 3(c). We designed the circuit in such a way to minimize primarily the electrical field component E_z , established across the junction and which would lead to unwanted PAT currents. If too large in magnitude, the PAT currents would overwhelm the features due to the coherently excited density-of-states, created on purpose by to rf-drive from terminal 1. For an rf-drive power of -20 dBm at terminal 1, we find that the rf current which goes through the superconducting wire at the position of the tunnel junction will create a magnetic field of $B_y, B_z < 1 \text{ G}$ at the tunnel barrier. Hence, it will only slightly disturb the superconducting ground-state that we want to study. For the same drive power we expect additionally the build-up of an electrical (stray) field E_z across the junction which on average will amount to 4.5 V/m, leading to a parasitic voltage drop of only 4.5 nV across the junction for a tunnel barrier of 1 nm thickness. Dependent on the differential resistance of the NIS junction under the rf-drive of the order of several 100Ω , this will cause only a negligible parasitic tunnel current. The magnetic and electrical field values are determined for an excitation frequency of $\omega_0/2\pi = 15 \text{ GHz}$, but will only slightly change for the other frequencies. Although not specified in the figure, we envision to connect the rf generator through a circulator or a directional coupler to terminal 1. This way we prevent the build-up of a standing wave due to the reflection of the TEM wave at the wire terminating the CPW.

A second rf generator can be connected to terminal 2 and could be employed to excite a quasi-TEM wave on a coplanar strip (CPS) transmission line which is connected from the right side to the NIS junction. One

part of the CPS transmission line connects to the S-part and the other part connects to the N-part of the NIS junction, hence, an rf-current is driven on purpose through the junction leading to a controlled PAT current. This allows to disentangle possible PAT features which might be introduced by exciting the circuit from terminal 1 and which might disturb the density-of-states and distribution function measurements. The coplanar strip transmission line has a characteristic impedance equal to $Z_c = 50 \Omega$, which we achieve by the dimensions $S''' = 3 \mu\text{m}$ and $W''' = 7 \mu\text{m}$. We suggest to use a normal metal for the part of the CPS which connects to the N-part of the NIS junction in order to prevent that the proximity effect modifies the density-of-states in the NIS junction. Similar to the rf excitation from terminal 1, we also suggest to connect the rf generator at terminal 2 through a circulator or a directional coupler.

Finally, terminal 3 realizes the dc-bias or low-frequency part of the circuit to voltage bias the NIS junction or to apply a low frequency bias modulation for lock-in measurements of the differential resistance. The latter measurement yields a convolution of the density-of-states with the distribution function of the two NIS junction electrodes, which are both unknown, but should be disentangled by a proper analysis of the measurements obtained for different drive powers. For the same reason we propose to use an asymmetric NIS junction for the deconvolution procedure. Also, because of the applied voltage to the NIS junction, we suggest to use DC-blocks at the terminals 1 and 2 to protect the rf generators.

To fully characterize our device proposal, we need to quantify also the isolation of the three terminals from each other when an rf excitation is applied to them. We find in our circuit simulation reasonable isolation values of $< -20 \text{ dB}$ for S_{21}, S_{31}, S_{12} and S_{32} and for the operation frequency band 2-60 GHz. Therefore we believe that by using the currently available technology an evaluation of the microscopic properties of a superconductor in the presence of microwaves is feasible.

IV. NON-LINEAR SUPERCONDUCTING KINETIC INDUCTANCE

Another quantity, which is important for microwave kinetic-inductance detectors and parametric amplifiers, and determined by the change in spectral properties and/or the distribution function, is the complex conductivity σ at frequency ω . It is given by:

$$\sigma(\omega) = \frac{\sigma_N}{4\hbar\omega} \int dE \{ (\cos\theta_- \text{Re} \cos\theta + i \sin\theta_- \text{Re} [i \sin\theta]) f_{L-} - ((\cos\theta)^* \text{Re} \cos\theta_- + (i \sin\theta)^* \text{Re} [i \sin\theta_-]) f_{L-} \}. \quad (37)$$

The imaginary part of the conductivity, measurable through the kinetic inductance L_k , is given by the relationship: $L_k = 1/\omega \text{Im}\sigma$. Equation (37) is the generalization of the Mattis-Bardeen relation³⁴ for the case of

not only non-equilibrium distribution functions, as was done by Catalani *et al.*³⁹, but also for changed spectral functions. For low frequencies $\hbar\omega \ll \Delta_u$, the equation for the imaginary part of the conductivity (37) reduces to

$$\text{Im}[\sigma(\omega \ll \Delta/\hbar)] = \text{Im}\sigma_0 = -\frac{\sigma_N}{\hbar\omega} \int dE \text{Im}[\sin^2 \theta] f_L. \quad (38)$$

The unperturbed value of $\text{Im}\sigma(\omega \ll \Delta/\hbar)$ is given by

$$\text{Im}\sigma_{0,u} = \sigma_N \frac{\Delta_u}{\hbar\omega} \pi, \quad (39)$$

which is a form of the above-mentioned well-known relation between kinetic inductance and normal resistance^{4,10}.

The small correction to the kinetic inductance at low frequencies, $\hbar\omega \ll \Delta_u$, *i.e.* the case of microwave radiation on commonly used superconductors, is the sum of two terms:

$$\frac{\delta L_k}{L_{k,u}} = \frac{\delta_\alpha L_k}{L_{k,u}} + \frac{\delta_\Delta L_k}{L_{k,u}}. \quad (40)$$

The first term describes the change of the kinetic inductance due to the change of the spectral and distribution functions under the influence of rf-drive,

$$\frac{\delta_\alpha L_k}{L_{k,u}} = -\frac{1}{\text{Im}\sigma_{0,u}} \frac{\partial \text{Im}\sigma_0}{\partial \alpha} \Big|_{\Delta=\Delta_u} \alpha, \quad (41)$$

whereas the second term describes the change of the kinetic inductance due to change of the order parameter Δ :

$$\frac{\delta_\Delta L_k}{L_{k,u}} = -\frac{1}{\text{Im}\sigma_{0,u}} \frac{\partial \text{Im}\sigma_0}{\partial \Delta} \Big|_{\alpha=0} \delta\Delta. \quad (42)$$

Because of (39) the second term, Eq. (42), equals to $\delta_\Delta L_k/L_{k,u} = -\delta\Delta/\Delta_u$ and is given by (32). The first term, Eq. (41), is evaluated using the Eq. (38) for the imaginary part of the conductivity:

$$\begin{aligned} \frac{\delta_\alpha L_k}{L_{k,u}} &= \\ &= \left(\int dE \frac{\partial \text{Im}\sin^2 \theta}{\partial \alpha} f_{L,u} + \int dE \text{Im}[\sin^2 \theta_u] \frac{\partial f_L}{\partial \alpha} \right) \Big|_{\Delta=\Delta_u} \alpha. \end{aligned} \quad (43)$$

The second integral in this equation, which describes the contribution due to the change of the distribution function, is negligible for the same reason as the analogous contribution to $\delta\Delta$ in Eq. (27). The first integral in Eq. (43) can be evaluated analytically in a way analogous to the one used for Eq. (28), by taking into account the Eqs. (20) and (23) and replacing E to iE :

$$\begin{aligned} &\left(\int_0^\infty dE \frac{\partial \text{Im}\sin^2 \theta}{\partial \alpha} f_{L,u} \right) \Big|_{\Delta=\Delta_u} \cong \\ &\cong - \int_0^\infty dy \frac{8y^2}{\{y^2+1\}^{5/2}} = -\frac{8}{3}. \end{aligned} \quad (44)$$

Substituting this in the first term of Eq. (43), we obtain

$$\frac{\delta_\alpha L_k}{L_{k,u}} = \frac{16}{3\pi} \frac{\alpha}{\Delta_u}, \quad (45)$$

and, finally,

$$\frac{\delta L_k}{L_{k,u}} = \left(\frac{16}{3\pi} + \pi \right) \frac{\alpha}{\Delta_u} \simeq 4.84 \frac{\alpha}{\Delta_u}. \quad (46)$$

To facilitate comparison to Eq. (1), we rewrite Eq. (46) in terms of $\langle I_{rf}^2 \rangle / I_*^2$, using Eq. (11):

$$L_k(\langle I_{rf}^2 \rangle) \approx L_k(0) [1 + \langle I_{rf}^2 \rangle / I_*^2] \quad (47)$$

where $I_* = \sqrt{2}(\frac{16}{3\pi} + \pi)^{-1/2} \pi \Delta_u / eR_\xi \simeq 2.02 \Delta_u / eR_\xi \simeq 2.69 I_c$, – exactly as in the dc case.

This correction to the kinetic inductance, Eq. (46), as well as the correction to the order parameter $\delta\Delta/\Delta_u$ (32), agree with the values found in the previous numerical calculation¹³, despite the qualitative difference between the unperturbed Green's functions, as well as between the corrections to them in the presence of rf-drive $\delta \sin \theta$ and $\delta \cos \theta$. In our view this agreement has the following reason. The corrections to Δ and L_k , as well as to other quantities which are calculated as integrals of some spectral functions in infinite or semi-infinite limits (and hence are not sensitive to the value of Γ_{inel}), are expected to be the same if calculated in both models. This is despite of the fact that the linearization procedure presented in this article requires $\alpha \ll \Gamma_{inel}$, whereas the derivations in Ref.¹³ correspond to the opposite limit: $\Gamma_{inel} \ll \alpha$. This indicates that introduction of Γ_{inel} in the Eq. (13) can be considered, formally, as a trick which allows the linearization with respect to the ratio α/Δ_u . It shifts the poles of the Green's functions away from the real axis and removes singularities, which would render the linearization unfeasible.

There is one more (and more deep) consequence of the mentioned independence of this type of integral quantities on the exact position of the poles. In the final formulas, not only Γ_{inel} but also $\hbar\omega_0$ do not matter, *i.e.* one can safely replace $E \pm \hbar\omega_0$ by E . Noting that the same replacement (and $\Gamma_{inel} \rightarrow +0$) in the retarded Usadel equation turns it into the form of the equation for the dc case, with the depairing parameter $\Gamma = 2\alpha$, one sees that the corrections to these integral quantities should be equal in the rf-case with the one in the dc-case. Actually, the results (32) and (46), expressed in terms of the root-mean-square value of

the induced rf current ($\delta\Delta/\Delta_u = -0.088 \langle I_{rf}^2 \rangle / I_c^2$) and $\delta L_k / L_{k,u} = 0.136 \langle I_{rf}^2 \rangle / I_c^2$, exactly coincide with those for the dc-depairing theory¹⁷, with $\langle I_{rf}^2 \rangle \rightarrow I_{dc}^2$. Physically, this means that the time-averaged quantities are sensitive only to the averaged kinetic energy contained in the supercurrent (the condensate of Cooper pairs), but not to the frequency of its oscillations. We want to stress that this equivalence between the dc- and the rf-cases does not hold for the integral quantities, which depend not only on spectral but also on the distribution functions, like, for instance, the real part of the conductivity or the differential conductance of an NIS tunnel-junction. The inequality $k_B T \ll \hbar\omega_0$ make these latter quantities sensitive to the exact position of the poles at $E \pm \hbar\omega_0$.

We discuss briefly the applicability of these results to the analysis of kinetic inductance traveling-wave parametric amplifiers³. Typically, these devices, exploiting the nonlinearity of the kinetic inductance induced by a strong supercurrent (pump), have to work under the condition $\alpha \ll \hbar\omega_0$. The amplitude of the pump supercurrent I_p does not exceed $I_c/3$, hence $\langle I_{rf}^2 \rangle / I_c^2 \simeq 1/20$ and the ratio $\alpha/\Delta_u \simeq 0.028 \langle I_{rf}^2 \rangle / I_c^2 \approx 10^{-3}$. For $\Delta_u/h \simeq 300$ GHz (NbTiN or NbN) and $\omega_0/2\pi = 1$ GHz, this yields $\alpha/\hbar\omega_0 \simeq 0.3$, and for $\omega_0/2\pi = 10$ GHz yields $\alpha/\hbar\omega_0 \simeq 0.03$ (see, for instance Refs.^{3, 41} and⁴²). At the same time, the simplified model used to describe operation of these devices assumes that the kinetic inductance is altered as if the current were dc³, *i.e.* is valid for the opposite case. Hence, the simplified model has to be corrected or confirmed with the use of the theory developed in Ref.¹³ and the present one. To describe the parametric interaction between two weak signals in a transmission line, resonator, or lumped element, of which the kinetic inductance is modulated by a strong pump, one has to know two quantities: the nonlinear correction to the time-averaged admittance or kinetic inductance, which is given by the formula (46), and the 'cross-frequency' admittance L_{cross} , which is the coefficient between the current at the frequency ω and the field at frequency $2\omega_0 - \omega$ (with ω_0 the frequency of the pump). To find L_{cross} , one

needs the components of the spectral functions oscillating at the frequencies $\pm 2\omega_0$. This calculation is beyond the scope of the present paper. Here, we just note that in the case of low frequencies ($\hbar\omega_0 \ll \alpha$), where the dc-case equations are valid, the relationship $L_{cross} = \delta L_k/2$ holds³. For the rf-case, which is of interest here, we expect that L_{cross} depends only on α but not on ω_0 , at least as long as $\omega_0 \ll \Delta_u$. Hence, the answer should be $L_{cross} = const \times \alpha/\Delta_u = const \times \delta L_k$, which can differ from the prediction of the theory based on the dc-case quantitatively, but not qualitatively.

V. CONCLUSIONS

In summary, we describe theoretically the influence of inelastic processes on coherent excited states of a superconductor¹³. We considered the model, in which these processes are represented in the relaxation approximation, which analogous to exchange of electrons via tunneling to a normal reservoir²³. We have calculated analytically the spectral functions as well as the nonequilibrium distribution function in the presence of a monochromatic rf-drive. We have demonstrated that when the conditions of the 'quantum mode of depairing' are fulfilled, the change of the kinetic inductance is determined primarily by the change of the spectral functions, and not by the distribution function, which confirms the previously published results¹³. We have argued that our results are of a general meaning, independent of a specific model for the inelastic relaxation. We have discussed the implications for kinetic inductance traveling wave parametric amplifiers. Finally, we have presented a full design of an experiment to measure the predicted modification of DOS by embedded microwave field, within reach of present day technology.

ACKNOWLEDGMENTS

We are grateful to M. Skvortsov, K. Tikhonov and P. J. de Visser for stimulating and helpful discussions. We acknowledge financial support from the Russian Scientific Foundation, Grant No. 17-72-30036.

* alexandre.semenov@gmail.com

† Deceased on June 11th, 2019

¹ A. Blais, R.-S. Huang, A. Wallraff, S.M. Girvin, R.J. Schoelkopf, Phys. Rev. A 69, 062320 (2004).

² A. Wallraff, D. I. Schuster, A. Blais, L. Frunzio, R.-S. Huang, J. Majer, S. Kumar, S. M. Girvin and R. J. Schoelkopf, Nature 431, 162 (2004)

³ B. H. Eom, P. K. Day, H. G. LeDuc, J. Zmuidzinas, Nature Physics 8, 623 (2012).

⁴ J. Zmuidzinas, Annual Review of Condensed Matter Physics 3, 169 (2012).

⁵ P.J. de Visser, J.J.A. Baselmans, J. Bueno, N. Llombart, and T.M. Klapwijk, Nat. Commun. 5, 3130 (2014).

⁶ A. Moor, A. F. Volkov, K. B. Efetov, Phys. Rev. Lett. 118, 047001 (2017).

⁷ R. Matsunaga, Y. I. Hamada, K. Makise, Y. Uzawa, H. Terai, Z. Wang, R. Shimano, Phys. Rev. Lett. 111, 057002 (2013).

⁸ R. Matsunaga, N. Tsuji, H. Fujita, A. Sugioka, K. Makise, Y. Uzawa, H. Terai, Z. Wang, H. Aoki, R. Shimano, Science 345, 1145 (2014).

⁹ M. Beck, I. Rousseau, M. Klammer, P. Leiderer, M. Mitterdorff, S. Winnerl, M. Helm, G. N. Gol'tsman, J. Demsar, Phys. Rev. Lett. 110, 267003 (2013).

¹⁰ M. Tinkham *Introduction to Superconductivity* (Dover, New York, 2004)

- ¹¹ S.M. Anlage, H. J. Snortland and M. R. Beasley, IEEE Transactions on Magnetics, 25, 1388 (1989)
- ¹² P. J. de Visser, D. J. Goldie, P. Diener, S. Withington, J. J. A. Baselmans, and T. M. Klapwijk, Phys. Rev. Lett. 112, 047004 (2014).
- ¹³ A. V. Semenov, I. A. Devyatov, P. J. de Visser, and T. M. Klapwijk, Phys. Rev. Lett. 117, 047002 (2016).
- ¹⁴ J. Bardeen, Rev. Mod. Phys. 34, 667 (1962).
- ¹⁵ M. Y. Kupriyanov and V. F. Lukichev, Fiz. Nizk. Temp. 6,445 (1980) [Sov. J. Low Temperature Physics, 6, 210 (1980)].
- ¹⁶ J. Romijn, T. M. Klapwijk, M. J. Renne, and J. E. Mooij, Phys. Rev. B 26, 3648 (1982).
- ¹⁷ A. Anthore, H. Pothier, and D. Esteve, Phys. Rev. Lett. 90, 127001 (2003).
- ¹⁸ M. Grifoni and P.Hänggi, Physics Reports 304, 229 (1998).
- ¹⁹ E.F.C. Driessen, P.C.J.J. Coumou, R.R. Tromp, P.J. de Visser, and T.M. Klapwijk, Phys. Rev. Lett. 109, 107003 (2012)
- ²⁰ L.Gruñhaupt, M. Spiecker, D. Gusenkova, N. Maleeva, S.T. Skacel, I. Takmakov, F. Valenti, P. Winkel, H. Rotzinger, W. Wernsdorfer, A. V. Ustinov, and I. M. Pop, Nature Materials, 18, 816 (2019)
- ²¹ T.H.Stoof and Yu.V. Nazarov, Phys. Rev. B 54, 9443 (1996)
- ²² S. Guéron, *Quasiparticles in a diffusive conductor: Interaction and pairing*, PhD Thesis, Quantronics Group, Saclay
- ²³ N. B. Kopnin, A. S. Melnikov, Phys. Rev. B 84, 064524 (2011).
- ²⁴ K. S. Tikhonov, M. A. Skvortsov, and T. M. Klapwijk, Phys. Rev. B 97, 184516 (2018)
- ²⁵ A. I. Larkin and Y. N. Ovchinnikov, Zh. Eksp. Teor. Fiz. 73, 299 (1977).
- ²⁶ W. Belzig, F. K. Wilhelm, C.Bruder, G.Schön, and A. D. Zaikin, Superlattices Microstruct. 25, 1251 (1999).
- ²⁷ J. Rammer and H. Smith, Rev. Mod. Phys. 58, 323 (1986).
- ²⁸ K.D.Usadel, Phys. Rev. Lett. 25, 507 (1972)
- ²⁹ Nikolai B.Kopnin, *Theory of Nonequilibrium Superconductivity*, Oxford University Press, Oxford, 2009
- ³⁰ We note a factor of 8 difference between our definition of α and the one used in Ref.²⁴. We also point out that there is a misprint, the omitted factor 1/4, in the definition of α in Ref.¹³.
- ³¹ The condition of 'quantum mode of depairing' $\alpha/\Delta \ll \hbar\omega_0/\Delta$ can be rewritten as $\langle I_{rf}^2 \rangle / I_c^2 \ll 0.028\hbar\omega_0/\Delta$, with $\langle I_{rf}^2 \rangle$ the mean-square amplitude of the induced rf current and I_c the depairing current.
- ³² A. V. Semenov, I. A. Devyatov, and M. Y. Kupriyanov, JETP Lett. 88, 441 (2008).
- ³³ I. Snyman and Yu. V. Nazarov, Phys. Rev. B 79, 014510 (2009).
- ³⁴ D. C. Mattis and J. Bardeen, Phys. Rev. 111, 412 (1958).
- ³⁵ A. A. Abrikosov and L. P. Gor'kov, Zh. Eksp. Teor. Fiz. 39, 1781 (1960) [Sov. Phys. JETP 12, 1243 (1961)].
- ³⁶ A. I. Larkin and Yu. N. Ovchinnikov, Zh. Eksp. Teor. Fiz. 61, 2147 (1971) [Sov. Phys. JETP 34, 1144 (1972)].
- ³⁷ J. S. Meyer and B. D. Simons, Phys. Rev. B 64, 134516 (2001).
- ³⁸ M. A. Skvortsov, M. V. Feigel'man, J. Exp. Theor. Phys. 117, 487 (2013).
- ³⁹ G. Catelani, L. I. Glazman, K. E. Nagaev, Phys. Rev. B 82, 134502 (2010).
- ⁴⁰ S.M. Anlage, H.J. Snortland, and M. R. Beasley, IEEE Transactions on Magnetics, 25, 1388 (1989)
- ⁴¹ S. Chaudhuri, D. Li, K. D. Irwin, C. Bockstiegel, J. Hubmayr, J. N. Ullom, M. R. Vissers, and J. Gao, Appl. Phys. Lett. 110, 152601 (2017).
- ⁴² A. A. Adamyany, S. E. de Graaf, S. E. Kubatkin, and A. V. Danilov, J. Appl. Phys. 119, 083901 (2016).
- ⁴³ P. K. Tien and J. P. Gordon, Phys. Rev. 129, 647 (1963).
- ⁴⁴ T. Kommers, J. Clarke, Phys. Rev. Lett. 38, 1091 (1977).
- ⁴⁵ R. Horstman and J. Wolter, Physics Letters 82A, 43 (1981).
- ⁴⁶ J. Wolter and R. Horstman, Physics Letters 86A, 185 (1981).
- ⁴⁷ G. R. Boogaard, A. H. Verbruggen, W. Belzig, T. M. Klapwijk, Phys. Rev. B 69, 220503(R) (2004).
- ⁴⁸ <http://www.cst.de>
- ⁴⁹ P. B. Allen, Phys. Rev. Lett. 59, 1460 (1987).