

# Verifiable single client-server Blind Quantum Computation based on measurement

Xiaoqian Zhang<sup>1</sup>, Jian Weng<sup>1,\*</sup>, Weiqi Luo<sup>1</sup>, and Xiaoqing Tan<sup>2</sup>

<sup>1</sup> *Department of Computer Science, Jinan University, Guangzhou 510632, P.R. China. and*

<sup>2</sup> *Department of Mathematics, Jinan University, Guangzhou, P.R. China*

(Dated: July 22, 2022)

The characteristics of BQC is that it enables a client with less quantum abilities to delegate her quantum computation to a server with strong quantum computabilities while keeping the client's privacy. In this article, we study single client-server BQC based on measurement which is verifiable. In detail, the verifiability is that the client Alice can obtain the correct measurement results if the server Bob is honest, while Bob does not get nothing of Alice's secret information if he is malicious. We construct a latticed state, composed of six-qubit cluster states and eight-qubit entangled states, to realize Alice's quantum computing. In this proposed protocol, the client Alice prepares and sends initial single-qubit states to Bob, where the initial states include useful qubits and trap qubits. And then Bob performs controlled-Z gate to produce the entanglement and returns them to Alice. Alice will send trap qubits and useful qubits to Bob randomly and Bob returns all measurement results to her. Alice makes a comparison for trap qubits between true results and Bob's results to check the honesty of Bob. In a word, the trap qubits have two purposes: 1) confusing Bob to keep the blindness; 2) verifying the honesty of Bob and correctness of Bob's quantum computing. There has an important feature that Alice does not need to encrypt the computing angles by  $r\pi$  ( $r \in \{0, 1\}$ ), meanwhile the blindness and correctness can also be ensured. That is, Alice's computing results don't need to be flipped since Bob is not impossible to know anything about the quantum computation. Our work gives a better understanding for verifiable BQC based on measurement.

**PACS numbers:** 03.67.Hk, 03.65.Ud.

## I. INTRODUCTION

Quantum computation has already been widely studied by different styles in [1–4]. The quantum logic network [2] can be used to build a relationship between physics and the quantum information processing. With the development of quantum computing, quantum computers will come out in the cloud style. However, similar to classical computers, they have expensive prices for average persons, so only some companies and governments will possess quantum computers. In the future, quantum computing will become essential but clients' demands will be stronger, especially security. A more efficient method is blind quantum computation (BQC) that can be used to solve the problem better, which is also called secure outsourced quantum computing. If a client without a quantum computer wants to perform quantum computing, a good method is that the quantum computing can be delegated to these companies or government possessing quantum computers, where these companies and government are called servers. In the process, there is a key question is that the client's quantum computing needs to be kept secret, that is, servers cannot know anything except what Alice tells. For this problem, blind quantum computation protocols are proposed [5–27]. Blind quantum computation is a new secure quantum computing protocol, in which a client with less quantum technologies, that is not sufficient for universal quantum computation, outsource her computation to a server with a fully-fledged quantum computer without leaking any

of Alice's secret information. A. Broadbent [11] proposed a universal blind quantum computation based on measurement by brickwork states which allows a client to have a server carry out a quantum computation for her such that the client's inputs, outputs and computation remain perfectly private. The client is able to prepare single qubits randomly chosen from a finite set  $\frac{1}{\sqrt{2}}(|0\rangle + e^{i\theta}|1\rangle)$  ( $\theta \in \{0, \frac{\pi}{4}, \frac{2\pi}{4}, \dots, \frac{7\pi}{4}\}$ ) and send them to the server who has the balance of the required quantum computational resources. Moreover, the universal BQC gave an authentication protocol that allows the client to detect an interfering server and the scheme can also be made fault-tolerant. Barz et al. [15] made an experiment to demonstrate blind quantum computing, where the client has the abilities to prepare and transmit individual photonic qubits keeping input data, algorithms, and output data private. Naturally, measurement-based multi-server BQC protocols with Bell states [20, 21] were proposed, which will be degraded into single-server BQC protocol to realize the last computing by measuring on brickwork state. Besides blind brickwork state, BQC protocols based on blind topological states [13] and Affleck-Kennedy-Lieb-Tasaki (AKLT) [12] were also studied respectively. In BQC, servers are almost semi-trusted, so it will become a urgent problem: how judge the honesty of servers and the correctness of servers' quantum computing. In [28–40], many methods are given to verify the correctness quantum inputs and outputs. Many BQC protocols are proposed, many scholars started to consider solving practically questions by using BQC technologies [17–19, 24, 41–44]. In Ref. [24], Huang *et al.* implemented an experimental BQC protocol to factorize the integer 15 in which the client is classical and two

\* cryptjweng@gmail.com

quantum servers, classically interacting with each other, share three Bell states and can channels. With the development of BQC, there are many outstanding achievements. In the end, Fitzsimons [23] analyzed and summarized some important BQC protocols with security, state preparation and so on.

In this paper, we propose a new BQC protocol based on lattice entangled states composed of six-qubit, eight-qubit and ten-qubit cluster states in which the client Alice only needs to prepare single-qubit states and a server Bob can perform universal quantum computation. The six-qubit cluster entangled states can be used to realize gates S, Z, T, X, iY and I. The eight-qubit cluster entangled states can also realize gate H besides S, Z, T, X, iY and I. The ten-qubit cluster entangled state can realize CNOT gate referred to [11]. Our BQC protocol has a function that Alice wants to verify the correctness of Bob's measurement and can not flip the results. The both blindness and correctness can be proved respectively.

The rest of paper is organized as follows. The blind quantum computation protocol is presented in Sec. II. At last, the conclusions are shown in Sec. IV.

## II. SINGLE CLIENT-SERVER BQC PROTOCOL BASED MEASUREMENT MODEL

In [11], Broadbent et al. constructed a brickwork state to realize blind quantum computing based on measurement, where the client encrypted the measurement angles such that the server can not know the true measurement results. But if the client did not encrypt the measurement angles, whether there exist a method to hide the client's secret or not. For this problem, we design a BQC protocol based on a latticed state to realize, in which the latticed state is composed of six-qubit cluster states and eight-qubit cluster states. We first introduce the structure of the latticed state (See FIG. 1), and then give the corresponding BQC protocol, in which the measurement angles don't need to be flipped by  $r_i\pi$ .

**Definition:** An entangled  $n_1 \otimes n_2$  latticed state is constructed as follows (see FIG. 1).

1. Prepare all qubits in state  $|\pm\kappa_i\rangle = \frac{1}{\sqrt{2}}(|0\rangle \pm e^{i\kappa_i}|1\rangle)$ , where  $\kappa_i = 0, \frac{\pi}{4}, \dots, \frac{7\pi}{4}$  and assign to each qubit an index  $(i, j)$ ,  $i$  being a column ( $i \in [n_1]$ ) and  $j$  being a row ( $j \in [n_2]$ ).
2. For each row, apply the operator CZ (C is controlled) on qubits  $(i, j)$  and  $(i+1, j)$  where  $1 \leq j \leq n_2 - 1, 1 \leq i \leq n_1 - 1$ .
3. For columns  $j \equiv 1, 3, 5, 7$  and rows  $i = 1, 6, 11, 16$ , operator CZ on qubits  $(i, j)$  and  $(i+2, j+1)$ .
4. For columns  $j \equiv 1, 3, 5, 7$  and rows  $i = 3, 8, 13$ , operator CZ on qubits  $(i, j)$  and  $(i+3, j+1)$ .
5. For rows  $i = 3, 8, 13$ , operator CZ on qubits  $(i, 2)$  and  $(i+3, 3)$ .
5. For rows  $i = 6, 11$ , operator CZ on qubits  $(i, 2)$  and  $(i+2, 3)$ .

We propose a new BQC protocol based on a latticed

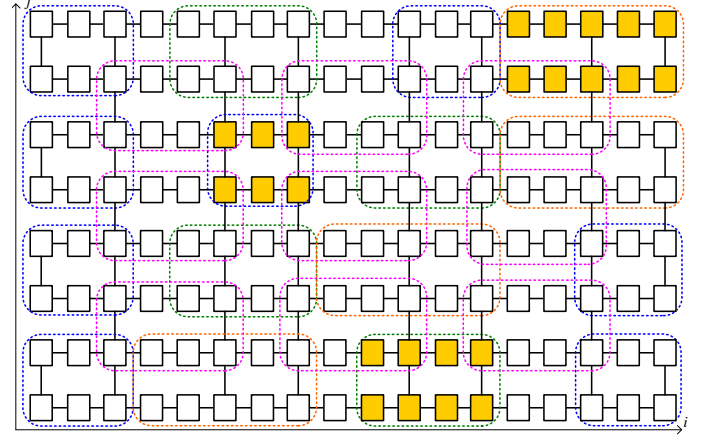


FIG. 1. | Schematic diagram of BQC protocol performed on lattice states. The graph can be changed in another way. The orange qubits are trap qubits.

entangled state, where the client Alice prepares enough single-qubit states and the server Bob does the entanglement and measurements with Alice's computing angles. Bob can perform universal quantum computing including S, Z, T, iY, I, H and CNOT gates. This latticed state could have been used to realize the BQC protocol (See FIG. 1 and FIG. 2).

- 1) Alice prepares enough single-qubit states  $|\pm\kappa_i\rangle = \frac{1}{\sqrt{2}}(|0\rangle \pm e^{i\kappa_i}|1\rangle)$  and sends to Bob, where  $\kappa_i = 0, \frac{\pi}{4}, \dots, \frac{7\pi}{4}$ .
- 2) After receiving qubits, Bob performs Controlled-Z gate to obtain the latticed state but unknown to Bob. Bob returns them to Alice.
- 3) Alice computes  $\theta'_i = (-1)^{s_i^X} \theta_i + s_i^Z \pi$  where  $s_{0,y}^X = s_{0,y}^Z = 0$  referred to [11]. Further, Alice computes measurement angles  $\eta_i = \theta'_i + \kappa_i$  to Bob. Alice sets  $\phi_t = 0$  for each trap qubit. Alice sends qubits one by one with relevant measurement angles  $\eta_i$  to Bob.
- 4) Bob measures every qubit from Alice and returns these results to Alice, where some qubits are trap qubits unknown to Bob. Alice makes a comparison between true results and Bob's measurement results for the trap qubits since Bob can't deny the results he sent and Alice knows the measurement results of these trap qubits. If the error rate is acceptable within a certain range, Alice verifies the honesty of Bob and correctness of Bob's quantum computing.

- 5) Alice and Bob repeat steps 2-4) until the end of the computation. Alice can obtain the true measurement results but Bob will obtain a heap of random codes. Bob can not distinguish which are useful qubits or trap qubits, in which these trap qubits are randomly chosen from  $\{|\pm\tau\rangle \mid \tau = 0, \frac{\pi}{4}, \frac{2\pi}{4}, \dots, \frac{7\pi}{4}\}$ .

The lattice entangled state is composed of some unit cluster entangled states with six-qubit, eight-qubit and ten-qubit (FIG. 3 and FIG. 4). For a better understanding of FIG. 3, we list all angles for six-qubit entangled

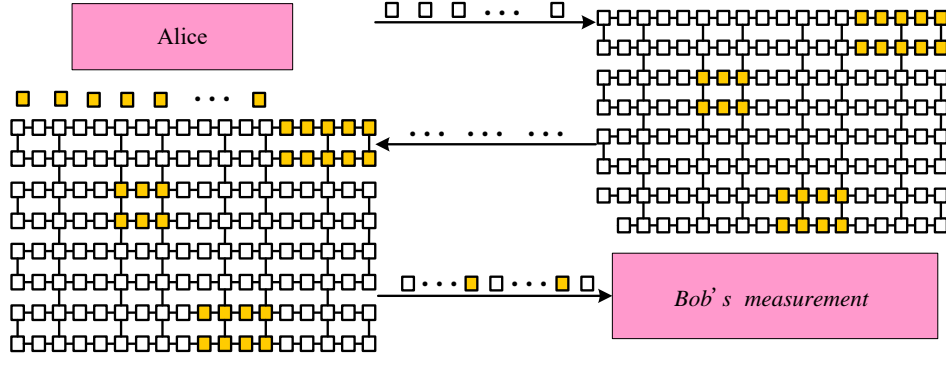


FIG. 2. | The process of BQC protocol performed on latticed states.

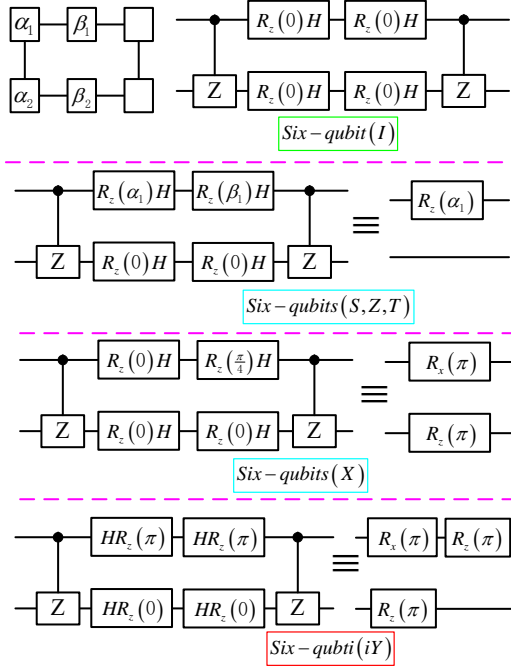


FIG. 3. | Schematic diagram of BQC protocol. In the above representation,  $\alpha_x$  and  $\beta_x$  are ( $x = 1, 2$ ).  $R_z(\alpha_x)$  are rotations about the Z axis.  $R_x(\alpha_x)$  are rotations about the X axis. The lines between qubits represent the controlled-Z applied before the computation begins. A computation starts with the input data in the two far left qubits. It then measures  $\alpha_1, \alpha_2, \beta_1$  and  $\beta_2$ , and the data for each qubit propagates to the right. In general, each horizontal line represents a single qubit propagation, and each vertical connection represents qubit interaction.

states as follows.

- 1) For S gate, we have  $\alpha_1 = \frac{\pi}{2}, \beta_1 = \alpha_2 = \beta_2 = 0$ .
  - 2) For Z gate, we have  $\alpha_1 = \pi, \beta_1 = \alpha_2 = \beta_2 = 0$ .
  - 3) For T gate, we have  $\alpha_1 = \frac{\pi}{4}, \beta_1 = \alpha_2 = \beta_2 = 0$ .
  - 4) For X gate, we have  $\alpha_1 = 0, \beta_1 = \pi, \alpha_2 = \beta_2 = 0$ .
  - 5) For iY gate, we have  $\alpha_1 = \beta_1 = \pi, \alpha_2 = \beta_2 = 0$ .
  - 6) For I gate, we have  $\alpha_1 = \beta_1 = \alpha_2 = \beta_2 = 0$ .
- Similarly, in FIG. 4, we list these measurement angles

for eight-qubit entangled states as follows.

- 1) For S gate, we have  $\gamma_1 = 0, \delta_1 = \frac{3\pi}{2}, \eta_1 = \pi, \gamma_2 = \delta_2 = \eta_2 = \frac{\pi}{2}$ .
- 2) For Z gate, we have  $\gamma_1 = \frac{\pi}{2}, \delta_1 = \eta_1 = \frac{3\pi}{2}, \gamma_2 = \delta_2 = \eta_2 = \frac{\pi}{2}$ .
- 3) For T gate, we have  $\gamma_1 = -\frac{\pi}{4}, \delta_1 = \eta_1 = \frac{3\pi}{2}, \gamma_2 = \delta_2 = \eta_2 = \frac{\pi}{2}$ .
- 4) For X gate, we have  $\gamma_1 = \delta_1 = \frac{3\pi}{2}, \eta_1 = \frac{\pi}{2}, \gamma_2 = \delta_2 = \eta_2 = \frac{\pi}{2}$ .
- 5) For iY gate, we have  $\gamma_1 = \frac{\pi}{2}, \delta_1 = \frac{3\pi}{2}, \eta_1 = \frac{\pi}{2}, \gamma_2 = \delta_2 = \eta_2 = \frac{\pi}{2}$ .
- 6) For I gate, we have  $\gamma_1 = \lambda_1 = \delta_1 = \eta_1 = 0, \gamma_2 = \delta_2 = \eta_2 = \frac{\pi}{2}$ .
- 7) For H gate, we have  $\gamma_1 = \delta_1 = \eta_1 = 0, \gamma_2 = \delta_2 = \eta_2 = 0$ . where  $e^{\frac{i\pi}{2}} R_z(\frac{\pi}{2}) H R_z(\frac{\pi}{2}) H R_z(\frac{\pi}{2}) H = e^{\frac{i\pi}{2}} R_z(\frac{\pi}{2}) R_x(\frac{\pi}{2}) R_z(\frac{\pi}{2}) H = H H = I$  are performed on the qubit 2.

In our protocol, Alice adds some trap qubits to confuse Bob such that he does not know what the client wants to computing. After Bob creates the latticed state, he returns it to Alice. Alice sends qubits to Bob one by one so our protocol is also verifiable by these trap qubits. If Bob is malicious, Bob sends the fake measurement results to Alice. Alice can check the behaviour and abort the protocol by comparing the true results and Bob's results for trap qubits such that Bob can not get anything about Alice privacy. But if Bob is honest, Alice will realize her computing successfully.

### III. ANALYZING CORRECTNESS AND BLINDNESS

In this section, we will give the analysis and proof of correctness and blindness in detail. It is meaningful for Alice to get the right results, so we must prove they are correct.

- 1) In FIG. 3, for the six-qubit cluster states, we perform these operations on qubit 1 given as follows, where qubit 2 can not have an effect on qubits 1 since these

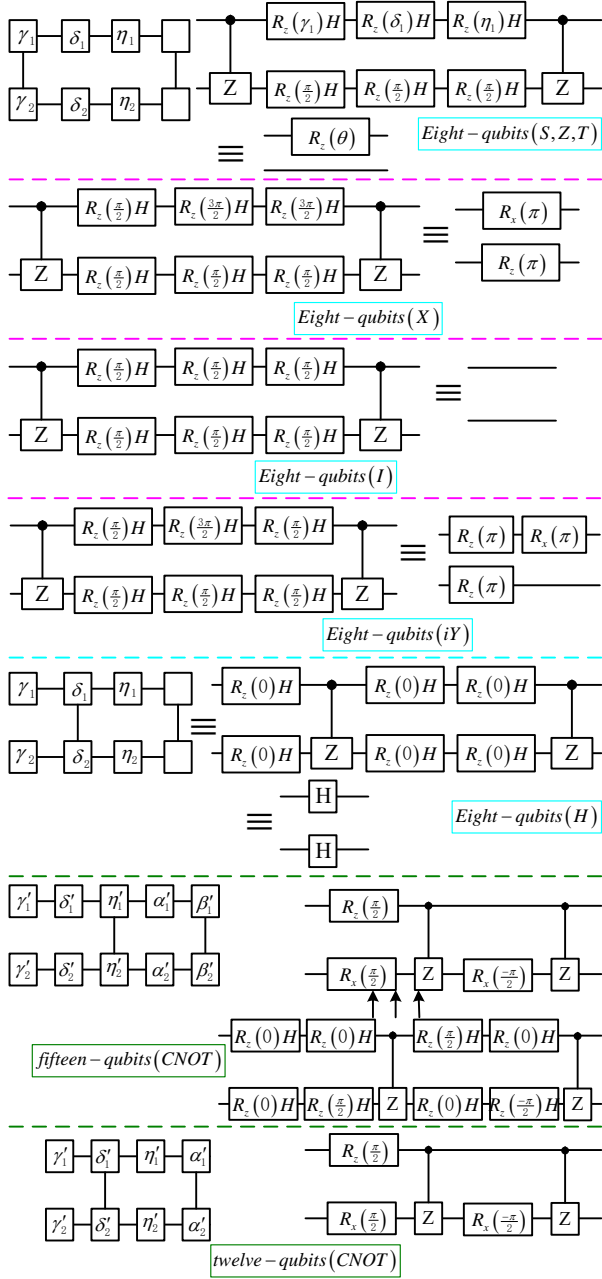


FIG. 4. | Schematic diagram of BQC protocol. In the above representation,  $\gamma_x, \delta_x, \eta_x, \gamma'_x, \delta'_x, \eta'_x, \alpha'_x$  and  $\beta'_x$  are rotations about the Z axis are rotations about the Z axis ( $x = 1, 2$ ). CNOT gate is in [11]

operations on qubits are unitary matrix.

$$\begin{aligned}
 S &= e^{\frac{i\pi}{4}} R_z\left(\frac{\pi}{2}\right) = e^{\frac{i\pi}{4}} R_z(0) H R_z(0) H, \\
 Z &= e^{\frac{i\pi}{2}} R_z(\pi) = e^{\frac{i\pi}{2}} R_z(\pi) H R_z(0) H, \\
 T &= e^{\frac{i\pi}{8}} R_z\left(\frac{\pi}{4}\right) = e^{\frac{i\pi}{8}} R_z\left(\frac{\pi}{4}\right) H R_z(0) H, \\
 X &= e^{\frac{i\pi}{2}} R_x(\pi) = e^{\frac{i\pi}{2}} R_z(0) H R_z(\pi) H, \\
 iY &= e^{\frac{i\pi}{2}} R_x(\pi) R_z(\pi) = e^{\frac{i\pi}{2}} H R_z(\pi) H R_z(\pi), \\
 I &= R_z(0) H R_z(0) H.
 \end{aligned} \tag{1}$$

where  $(R_z(\theta) \otimes I)CZ = CZ(R_z(\theta) \otimes I)$  and  $HR_z(\theta)H = R_x(\theta)$ .

We also prove the correctness for the eight-qubit entangled states in FIG. 4.

$$\begin{aligned}
 S &= e^{\frac{i\pi}{4}} R_z\left(\frac{\pi}{2}\right) = e^{\frac{i\pi}{4}} R_z(0) H R_z\left(\frac{3\pi}{2}\right) H R_z(\pi) H, \\
 Z &= e^{\frac{i\pi}{2}} R_z(\pi) = e^{\frac{i\pi}{2}} R_z(\pi) H R_z(0) H R_z(0) H, \\
 T &= e^{\frac{i\pi}{8}} R_z\left(\frac{\pi}{4}\right) = e^{\frac{i\pi}{8}} R_z\left(\frac{\pi}{4}\right) H R_z(0) H R_z(0) H R_z(0) H, \\
 X &= e^{\frac{i\pi}{2}} R_x(\pi) = e^{\frac{i\pi}{2}} R_z\left(\frac{3\pi}{2}\right) H R_z\left(\frac{3\pi}{2}\right) H R_z\left(\frac{\pi}{2}\right) H, \\
 iY &= e^{\frac{i\pi}{2}} R_x(\pi) R_z(\pi) = e^{\frac{i\pi}{2}} R_z\left(\frac{\pi}{2}\right) H R_z\left(\frac{3\pi}{2}\right) H R_z\left(\frac{\pi}{2}\right) H, \\
 H &= e^{\frac{i\pi}{2}} R_z\left(\frac{\pi}{2}\right) R_x\left(\frac{\pi}{2}\right) R_z\left(\frac{\pi}{2}\right) = e^{\frac{i\pi}{2}} R_z(0) H R_z(0) H R_z(0) H, \\
 I &= R_z\left(\frac{\pi}{2}\right) H R_z\left(\frac{\pi}{2}\right) H R_z\left(\frac{\pi}{2}\right) H, \\
 \text{CNOT} &= CZ(I \otimes R_x\left(-\frac{\pi}{4}\right)) CZ(R_z\left(\frac{\pi}{4}\right) \otimes R_x\left(\frac{\pi}{4}\right)).
 \end{aligned} \tag{2}$$

where  $(R_x(\pi) \otimes I)CZ = CZ(R_x(\pi) \otimes I)(I \otimes Z)$ ,  $CZ_{12}X_1^t = X_1^t Z_2^t CZ_{12}$ ,  $CZ_{12}Z_1^t = Z_1^t CZ_{12}$ ,  $CZ_{12}R_z(\alpha)_1^t = R_z(\alpha)_1^t CZ_{12}$ .

After proving the correctness, the other impactor is blindness. Then we analyze and prove the blindness of this protocol. In our protocol (FIG. 3), what Alice sends to Bob are randomly rotated single-qubit states  $|\kappa_i\rangle_{i=1}^N$ . It is true for Bob's measurement results but the order is disturbed and trap qubits are added by Alice such that Bob can not judge what are useful results and what positions are these qubits in the latticed state. These quantum circuits of gates S, Z, T, X, iY, H, I and CNOT are similar in the latticed state since they all are six-qubit cluster. Without loss of generality, we can assume that the preparation of the input is included in the algorithm. Therefore, what Alice wants to hide are the algorithm and the output. 1) The blindness of quantum algorithms can be proved by Bayes' theorem: the conditional probability distribution of Alice's computational angles, given all the classical information Bob can obtain during the protocol, and given the measurement results of any positive-operator valued measures (POVMs) that Bob may perform on his system at any stage of the protocol, is equal to the a priori probability distribution of Alice's computational angles. 2) The blindness of quantum outputs can be proved by the same method: the final classical output is one-time padded to Bob.

**Proof:** Bob's knowledge is given by the conditional probability distribution of  $R_y(\alpha)$  given by  $R_z(\beta)$  and  $\Lambda = \{H, S, Z, T, X, iY, I, \text{CNOT}\}$ . In the latticed state, Bob should perform  $R_x(\alpha)$  with  $\alpha = \frac{k\pi}{4}$  ( $k \in \{0, 1, 2, \dots, 8\}$ ) and  $R_z(\beta)$  with  $\beta = \frac{t\pi}{4}$  ( $t \in \{0, 1, 2, \dots, 8\}$ ), where  $R_x(\alpha) = R_x\left(\frac{\pi}{4}\right)^k$  and  $R_z(\alpha) = R_z\left(\frac{\pi}{4}\right)^t$ .  $R_y\left(\frac{\pi}{4}\right)$ ,  $R_z\left(\frac{\pi}{4}\right)$  and  $\Lambda$  are completely independent such that  $R_y(\alpha)$  is

unknown to Bob. Based on Bayes' theorem, we get

$$\begin{aligned}
 & p(R_x(\alpha) | R_z(\beta), \Lambda) \\
 &= \frac{p(R_z(\frac{\pi}{4})^t | R_x(\frac{\pi}{4})^k, \Lambda) p(R_x(\frac{\pi}{4})^k) p(\Lambda)}{p(R_z(\frac{\pi}{4})^t | \Lambda) p(\Lambda)} \\
 &= p(R_x(\frac{\pi}{4})^k) \frac{p(R_z(\frac{\pi}{4})^t | R_x(\frac{\pi}{4})^k, \Lambda)}{p(R_z(\frac{\pi}{4})^t | \Lambda)} \\
 &= p(R_x(\alpha)).
 \end{aligned} \tag{3}$$

So the scheme satisfies the condition 1).

We also show that the scheme satisfies the condition 2) as follows:  $\Lambda$  is unknown to Bob.

$$\begin{aligned}
 & p(\Lambda | R_z(\beta), R_y(\alpha)) \\
 &= \frac{p(R_z(\frac{\pi}{4})^t | \Lambda, R_x(\frac{\pi}{4})^k) p(\Lambda) p(R_x(\frac{\pi}{4})^k)}{p(R_z(\frac{\pi}{4})^t | R_y(\frac{\pi}{4})^k) p(R_y(\frac{\pi}{4})^k)} \\
 &= p(\Lambda) \frac{p(R_z(\frac{\pi}{4})^t | \Lambda, R_x(\frac{\pi}{4})^k)}{p(R_z(\frac{\pi}{4})^t | R_x(\frac{\pi}{4})^k)} \\
 &= p(\Lambda).
 \end{aligned} \tag{4}$$

In the following, we give the nine-qubit cluster entangled states and twelve-qubit cluster entangled states (FIG. 5 and FIG. 6). Our purpose is to realize universal quantum computing for three-qubit gates. So we have an open question how to realize Toffoli and Fredkin gates using nine-qubit or twelve qubit or more qubits entangled states. We also give the nine-qubit and twelve-qubit cluster entangled states with S, Z, T, H, iY and I. We have an open question: how to construct Toffoli gate and Fredkin gate based on measurement. If the three-qubit gates can be constructed, we will have the three-qubit gates lattice states combining the FIG. 5 and FIG. 6.

#### IV. CONCLUSION

We present a new measurement-based BQC protocol with lattice entangled state in which only needs a client Alice and a server Bob who can perform universal quantum computations. Six-qubit cluster states and eight-qubit cluster states can be used for realizing some common single-qubit gates but not CNOT gate. At present, ten-qubit cluster states can be used for performing CNOT gate. In order to ensure the blindness of BQC protocol, we design the structure of lattice shown in FIG. 1 and add some trap qubits. The equations in Eqs. (1-2) prove the correctness of the BQC protocol. The advantage of Our BQC protocol is that Alice does not need to encrypt the computing angles and still gets the correct results. Because of the existence of trap qubits, Alice both validates the honesty of Bob and verifies the correctness of Bob's quantum computing. Our study gives a better understanding for BQC based on measurement.

#### ACKNOWLEDGMENTS

This work was supported by National Key R&D Plan of China (Grant No. 2017YFB0802203), Na-

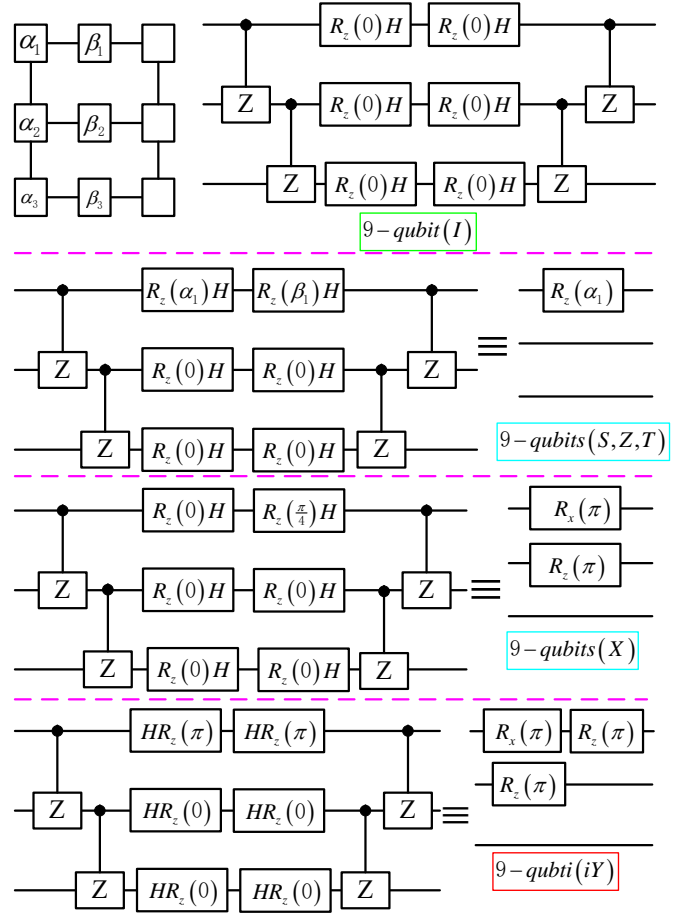


FIG. 5. | Schematic diagram of BQC protocol. In the above representation,  $\gamma_x$ ,  $\delta_x$ ,  $\gamma_x$ ,  $\delta_x$  and  $\eta_x$  are rotations about the Z axis are rotations about the Z axis ( $x = 1, 2, 3$ ).

tional Natural Science Foundation of China (Grant Nos. U173620045, 61732021, 61472165, 61373158, 61672014 and 61502200), Guangdong Provincial Engineering Technology Research Center on Network Security Detection and Defense (Grant No. 2014B090904067), Guangdong Provincial Special Funds for Applied Technology Research and Development and Transformation of Important Scientific and Technological Achieve (Grant No. 2016B010124009), Natural Science Foundation of Guangdong Province (Grant No. 2016A030313090), the Zhuhai Top Discipline-Information Security, Guangzhou Key Laboratory of Data Security and Privacy Preserving, Guangdong Key Laboratory of Data Security and Privacy Preserving, Special Program for Applied Research on Super Computation of the NSFC-Guangdong Joint Fund (the second phase), under Grant No.U1501501, and the Fundamental Research Funds for the Central Universities.

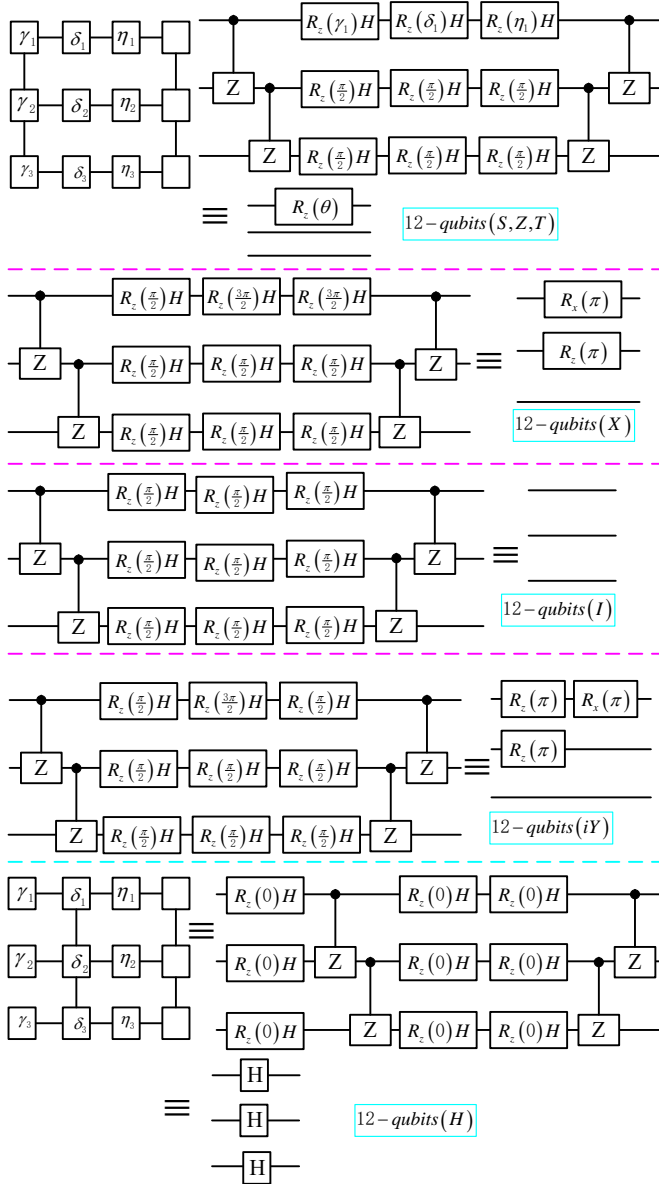


FIG. 6. | Schematic diagram of BQC protocol.

- 
- [1] D. Deutsch, Quantum theory, the church-turing principle and the universal quantum computer, Proceedings of the Royal Society of London A: Mathematical, Physical and Engineering Sciences 400 (1985) 97–117.
- [2] D. Deutsch, Quantum computational networks, Proceedings of the Royal Society of London A: Mathematical, Physical and Engineering Sciences 425 (1989) 73–90.
- [3] R. B. Griffiths, C.-S. Niu, Semiclassical fourier transform for quantum computation, Phys. Rev. Lett. 76 (1996) 3228–3231.
- [4] R. P. Feynman, Simulating physics with computers, International Journal of Theoretical Physics 21 (1982) 467–488.
- [5] C. A. M., Secure assisted quantum computation, Quantum inf. comput. 5 (2005) 456–466.
- [6] K. A. G. Fisher, A. Broadbent, L. K. Shalm, Z. Yan, J. Lavoie, R. Prevedel, T. Jennewein, K. J. Resch, Quantum computing on encrypted data, Nat. Commun. 5 (2014) 3074.
- [7] A. Broadbent, Delegating private quantum computations, Can. J. Phys. 93 (2015) 941–946.
- [8] C. A. Pérez-Delgado, J. F. Fitzsimons, Iterated gate teleportation and blind quantum computation, Phys. Rev. Lett. 114 (2015) 220502.
- [9] A. P. Elham Kashefion, Blind multiparty quantum computation, arXiv: 1606. 09200v1.



- [10] T. Morimae, K. Fujii, Blind quantum computation protocol in which alice only makes measurements, *Phys. Rev. A* 87 (2013) 050301.
- [11] A. Broadbent, J. Fitzsimons, E. Kashefi, Universal blind quantum computation, In *Proceedings of the 50th Annual IEEE Symposium on Foundations of Computer Science* (2009) 517–526.
- [12] T. Morimae, V. Dunjko, E. Kashefi, Ground state blind quantum computation on aklt states, *Quantum Inf. Computat.* 15 (2015) 200–234.
- [13] T. Morimae, K. Fujii, Blind topological measurement-based quantum computation, *Nat. Commun.* 3 (2012) 1036.
- [14] T. Morimae, Continuous-variable blind quantum computation, *Phys. Rev. Lett.* 109 (2012) 230502.
- [15] S. Barz, E. Kashefi, A. Broadbent, J. F. Fitzsimons, A. Zeilinger, P. Walther, Demonstration of blind quantum computing, *Science* 335 (6066) 303–308.
- [16] T. Sueki, T. Koshihara, T. Morimae, Ancilla-driven universal blind quantum computation, *Phys. Rev. A* 87 (2013) 060301.
- [17] V. Dunjko, E. Kashefi, A. Leverrier, Blind quantum computing with weak coherent pulses, *Phys. Rev. Lett.* 108 (2012) 200502.
- [18] V. Giovannetti, L. Maccone, T. Morimae, T. G. Rudolph, Efficient universal blind quantum computation, *Phys. Rev. Lett.* 111 (2013) 230501.
- [19] A. Mantri, C. A. Pérez-Delgado, J. F. Fitzsimons, Optimal blind quantum computation, *Phys. Rev. Lett.* 111 (2013) 230502.
- [20] T. Morimae, K. Fujii, Secure entanglement distillation for double-server blind quantum computation, *Phys. Rev. Lett.* 111 (2013) 020502.
- [21] Q. Li, W. H. Chan, C. Wu, Z. Wen, Triple-server blind quantum computation using entanglement swapping, *Phys. Rev. A* 89 (2014) 040302.
- [22] H.-L. Huang, Y.-W. Zhao, T. Li, F.-G. Li, Y.-T. Du, X.-Q. Fu, S. Zhang, X. Wang, W.-S. Bao, Homomorphic encryption experiments on ibm’s cloud quantum computing platform, *Front. Phys.* 12(1) (2017) 120305.
- [23] J. F. Fitzsimons, Private quantum computation: an introduction to blind quantum computing and related protocols, *npj Quantum Information* 3 (2017) 1–11.
- [24] H. L. Huang, Q. Zhao, X. F. Ma, C. Liu, Z. E. Su, X. L. Wang, L. Li, N. L. Liu, B. C. Sanders, C. Y. Lu, J. W. Pan, Experimental blind quantum computing for a classical client, *Phys. Rev. Lett.* 119 (2017) 050503.
- [25] Y.-B. Sheng, L. Zhou, Deterministic entanglement distillation for secure double-server blind quantum computation, *Sci. Rep.* 5 (2015) 7815.
- [26] Y. Takeuchi, K. Fujii, R. Ikuta, T. Yamamoto, N. Imoto, Blind quantum computation over a collective-noise channel, *Phys. Rev. A* 93 (2016) 052307.
- [27] Y.-B. Sheng, L. Zhou, Blind quantum computation with noise environment, *arXiv:1609.08902v1*.
- [28] T. Morimae, Verification for measurement-only blind quantum computing, *Phys. Rev. A* 89 (2014) 060302.
- [29] M. Hayashi, T. Morimae, Verifiable measurement-only blind quantum computing with stabilizer testing, *Phys. Rev. Lett.* 115 (2015) 220502.
- [30] A. Gheorghiu, E. Kashefi, P. Wallden, Robustness and device independence of verifiable blind quantum computing, *New J. Phys.* 17 (2015) 083040.
- [31] J. Fitzsimons, E. Kashefi, Unconditionally verifiable blind quantum computations, *arXiv:1203.5217v3*.
- [32] M. Hajdusek, C. A. Pérez-Delgado, J. Fitzsimons, Device-independent verifiable blind quantum computation, *arXiv:1502.02563v2*.
- [33] K. Fujii, M. Hayashi, Verifiable fault-tolerance in measurement-based quantum computation, *arXiv:1610.05216v1*.
- [34] T. Morimae, Measurement-only verifiable blind quantum computing with quantum input verification, *Phys. Rev. A* 94 (2016) 042301.
- [35] A. Broadbent, How to verify a quantum computation, *arXiv:1509.09180v3*.
- [36] V. Dunjko, E. Kashefi, Blind quantum computing with two almost identical states., *arXiv:1604.01586*.
- [37] T. Kapourniotis, V. Dunjko, E. Kashefi, On optimising quantum communication in verifiable quantum computing, *arXiv:1506.06943*.
- [38] Y. Takeuchi, K. Fujii, T. Morimae, N. Imoto, Practically verifiable blind quantum computation with acceptance rate amplification, *arXiv:1607.01568*.
- [39] E. Kashefi, P. Wallden, Optimised resource construction for verifiable quantum computation, *J. Phys. A Math. Theor.* 50.
- [40] K. Honda, Publicly verifiable blind quantum computation, *arXiv:1604.00116*.
- [41] Z. Sun, J. Yu, P. Wang, L. Xu, Symmetrically private information retrieval based on blind quantum computing, *Phys. Rev. A* 91 (2015) 052303.
- [42] H. L. Huang, W. S. Bao, T. Li, F. G. Li, X. Q. Fu, S. Zhang, H. L. Zhang, X. Wang, Universal blind quantum computation for hybrid system, *Quantum Inf. Process.* 16 (2017) 199.
- [43] S. Aaronson, A. Cojocaruy, A. Gheorghiu, E. Kashefi, On the implausibility of classical client blind quantum computing, *ArXiv:1704.08482v1*.
- [44] K. Marshall, C. S. Jacobsen, C. Schäfermeier, T. Gehring, C. Weedbrook, U. L. Andersen, Continuous-variable quantum computing on encrypted data, *Nat. Comm.* 7 (2016) 13795.