
DeepTraffic: Crowdsourced Hyperparameter Tuning of Deep Reinforcement Learning Systems for Multi-Agent Dense Traffic Navigation

Lex Fridman* Jack Terwilliger Benedikt Jenik

Massachusetts Institute of Technology (MIT)

Abstract

We present a traffic simulation named DeepTraffic where the planning systems for a subset of the vehicles are handled by a neural network as part of a model-free, off-policy reinforcement learning process. The primary goal of DeepTraffic is to make the hands-on study of deep reinforcement learning accessible to thousands of students, educators, and researchers in order to inspire and fuel the exploration and evaluation of deep Q-learning network variants and hyperparameter configurations through large-scale, open competition. This paper investigates the crowd-sourced hyperparameter tuning of the policy network that resulted from the first iteration of the DeepTraffic competition where thousands of participants actively searched through the hyperparameter space.

1 Introduction

DeepTraffic is more than a simulation, it is a competition that served and continues to serve as a central project for a course on Deep Learning for Self-Driving Cars. The competition has received over 24 thousand submissions on <https://selfdrivingcars.mit.edu/deeptraffic>. Our paper considers how this competition served as a means to crowdsource DQN hyperparameters by exploring the viability of competitor submissions to successfully train agents. Such an exploration raises practical questions, in a context of a specific simulated world, about what works and what doesn't for using deep reinforcement learning to optimize the actions of an agent in that world.

The latest statistics on the number of submissions and the extent of crowdsourced network training and simulation are as follows:

- Number of submissions: 24,013
- Total network parameters optimized: 572.2 million
- Total duration of RL simulations: 96.6 years

Deep reinforcement learning has shown promise as a method to successfully operate in simulated physics environments like MuJoCo [25], in gaming environments [2, 14], and driving environments [19, 20]. Yet, the question of how so much can be learned from such sparse supervision is not yet well explored. We hope to take steps toward such understanding by drawing insights from the exploration of crowdsourced hyperparameter tuning (as discussed in §4) for a well-defined traffic simulation environment. This includes analysis of network size, temporal dynamics, discounting of reward, and impact of greedy behavior on the stability and performance of the macro-traffic system as a whole.

The central goals and contributions of DeepTraffic are:

*Corresponding author. Email: fridman@mit.edu. Website: <https://hcai.mit.edu>.

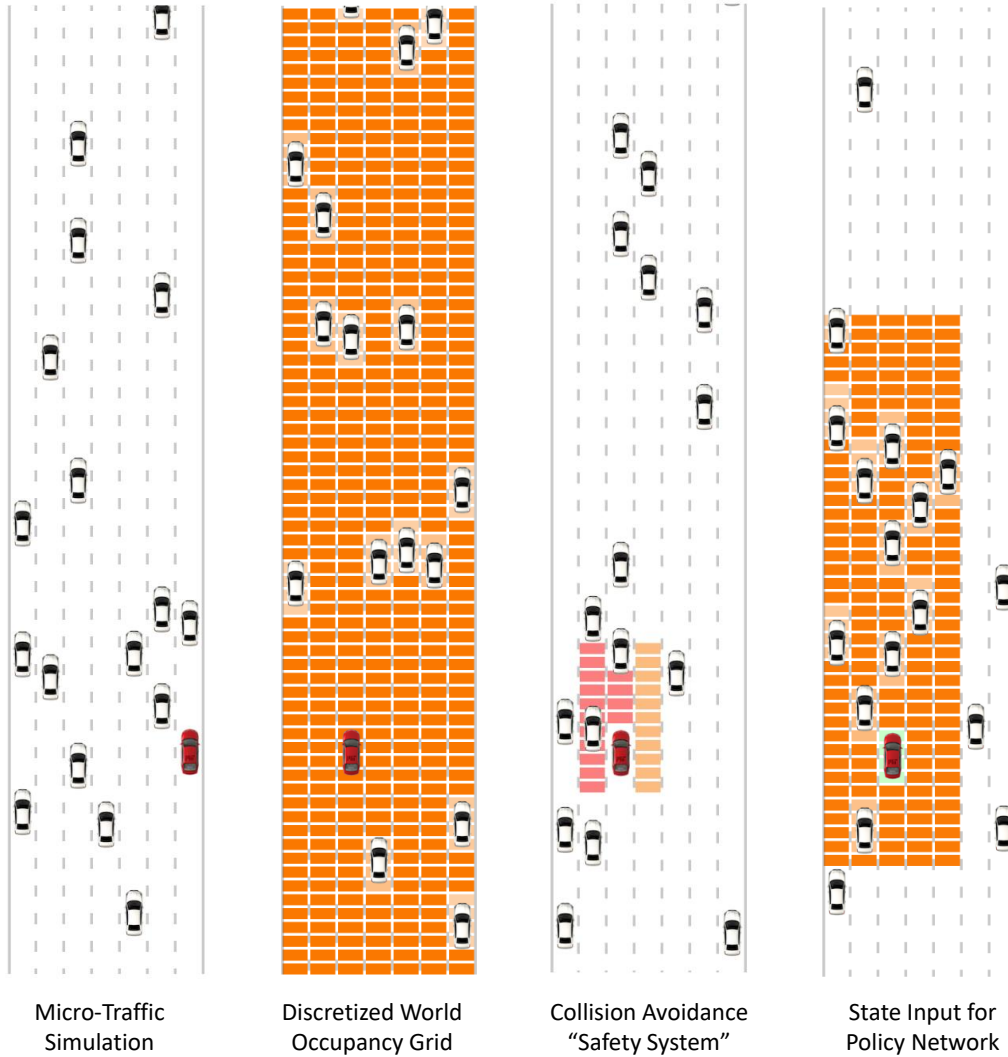


Figure 1: Four perspectives on the DeepTraffic environment: the simulation, the occupancy grid, the collision avoidance system, and the slice of the occupancy grid that represents the reinforcement learning "state" based on which the policy network learns to estimate the expected reward received by taking each of the five available actions.

- **Exploration and Education:** Provide an accessible, frictionless tool to explore deep reinforcement learning concepts for both complete beginners and advanced researchers in reinforcement learning. The goal of DeepTraffic, in this aspect, is for competitors to gain understanding, intuition, and insights of how these methods can be tuned to solve a real-world problem (i.e., behavioral layer of autonomous vehicles movement planning).
- **How Humans Perform Hyperparameter Tuning:** Provide observations on how thousands of humans explore hyperparameters of a "black box" machine learning system.
- **Autonomous Vehicles in Heterogeneous Traffic Simulation:** Provide a methodology for studying impact of autonomous vehicles in traffic environments that involve both manually and autonomously controlled vehicles.

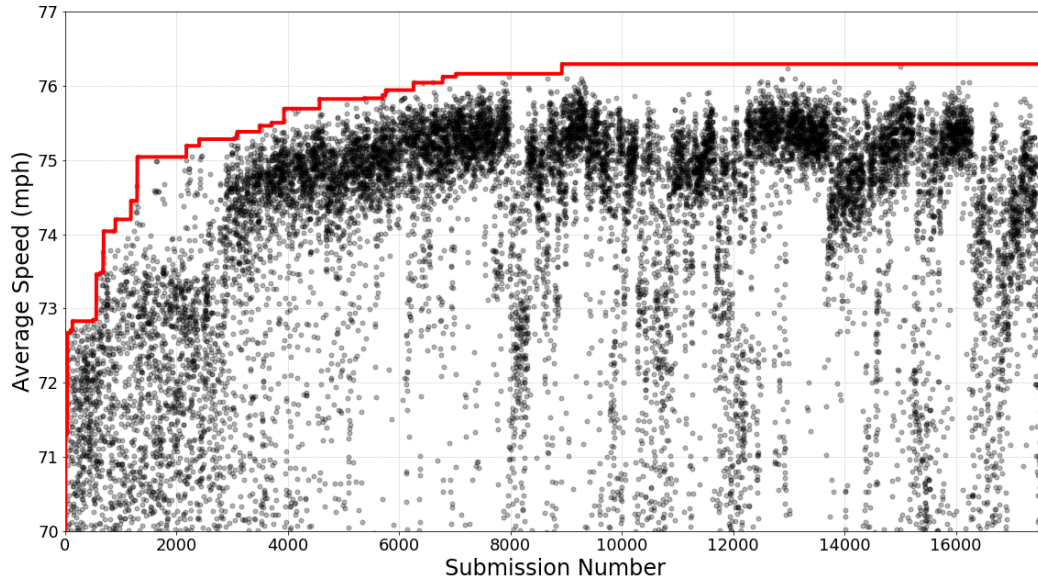


Figure 2: A scatter plot of submission scores. Each black circle corresponds to a DeepTraffic submission. The red line shows how the top score increased over time.

2 Related Work

2.1 Deep Reinforcement Learning Methods

In recent years, deep reinforcement learning, when trained on sufficiently large datasets of experiences, has been used to surpass human level performance across a variety of discrete action games [14] [15], widening the previously narrow domains RL had been successful in [24] [16] [5]. These methods use variants of [26] deep Q networks, an extension of [27], which learn to predict the future discounted returns of state-action tuples.

Outside of Atari-like game environments, which have relatively small action spaces, deep reinforcement learning has been used successfully in (1) simulated physics environments like [25] [12] as well as in (2) driving specific applications [20].

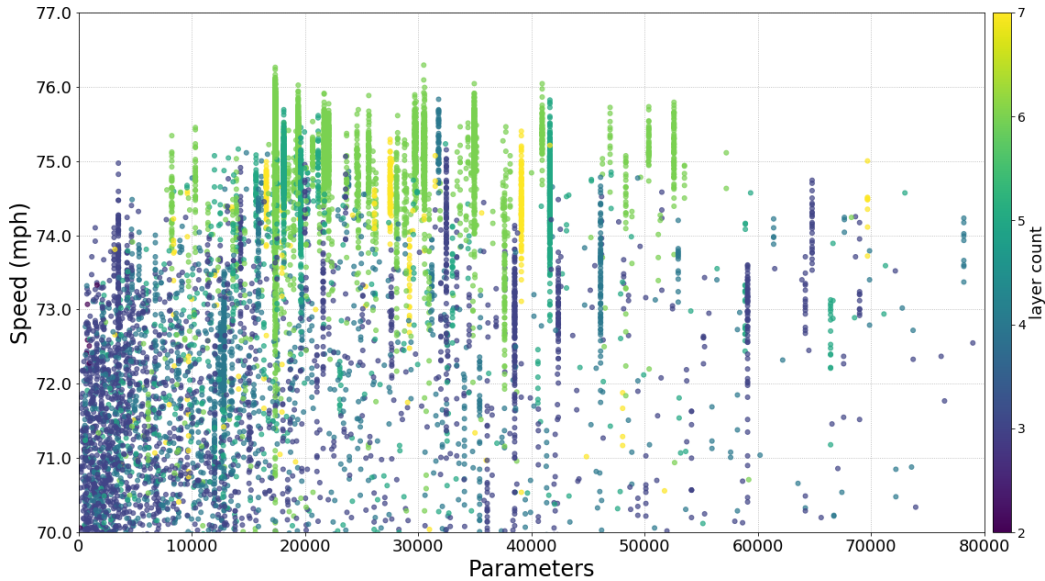
2.2 Deep Reinforcement Learning Benchmarks and Competitions

A notable feature of the machine learning community is the popularity of competitions, which exist both as benchmarks on popular datasets [17], [4], [10] and as formally hosted events. They are so popular that hosting such competitions as a means to crowdsource problem solutions has even become a feasible business model, e.g. Kaggle. However, reinforcement learning competitions present a set of challenges not present in supervised learning competitions [28]. Rather than evaluation being a passive, static process in which there is a test set of input/outputs, in RL evaluation is an active, dynamic process, and often stochastic process, in which an algorithm interacts with an environment. When designing an RL competition, there are several choices to make when deciding on an evaluation metric: (1) whether to measure performance online (while learning) or offline (after learning) and (2) whether to measure the accumulated reward or a performance metric. Further, practical considerations, for large competitions include how to easily and safely run a competitor’s, potentially hazardous, code and how to minimize the number of trials needed to fairly compare submissions.

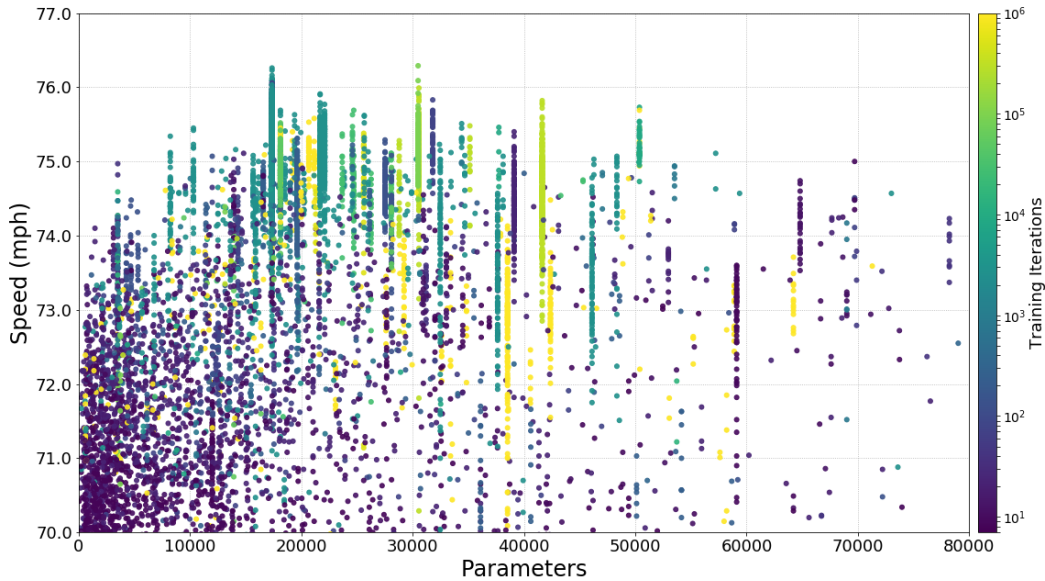
2.3 Hyperparameter Tuning

As in other machine learning domains, hyperparameter tuning is an important component of reinforcement learning. There are several popular types methods for tuning the hyperparameters of neural networks: grid search, random search [3], simulated annealing [9], bandit-optimization [11] [22], and

black-box Bayesian Optimization methods [6] [18] [21], as well as manual tuning. In this paper, we look at crowdsourcing as a means for hyperparameter tuning.



(a) Circle color indicates number of hidden layers from 1 layer (blue) to 7 layers (yellow).



(b) Circle color indicates number of training iterations from 0 (blue) to 10^6 (yellow).

Figure 3: Scatter plots of the number of learnable parameters of a submission and submission score. Submissions with scores below 70 mph are not shown.

3 DeepTraffic Simulation and Competition

DeepTraffic is a simulation and deep reinforcement learning environment in which one or more vehicles (red cars) must navigate through dense traffic (white cars) as quickly as possible. The red cars are “intelligent” in that they are controlled by Javascript code that is provided through the online interface, and can thus plan movement in response to current road conditions as perceived through its

sensors. The white cars move randomly according to a stochastic model discussed in §3.1. There is always one red *ego vehicle*, an agent the game screen follows.

3.1 Simulation

3.1.1 Game Environment

DeepTraffic takes place on a 7 lane highway. The highway, H , is a continuous 2d space, 140 pixels wide by 700 pixels long. The perspective of the game follows the ego vehicle such that the nose of the ego vehicle remains at the 175th pixel. This means, the dynamics of DeepTraffic are relative to the ego vehicle.

When other vehicles drive off the highway, either by moving slower or faster than the ego vehicle, they will reappear at the end of the highway opposite to where they recently disappeared. When vehicle's reappear, their speed and lane are chosen randomly.

The problem of perceiving the environment is abstracted away by using an occupancy grid, H' (see second column of Fig. 1). A cell $h' \in H'$ takes on the speed of a vehicle which occupies it:

$$h' = \begin{cases} \text{speed}_i & \text{if } \exists c_i \in C : \text{occupies}(h', (x_i, y_i)) \\ 0 & \text{otherwise} \end{cases}$$

where **occupies** indicates whether any points of a vehicle c_i occupies the space of h' .

3.1.2 Vehicle Dynamics

There are 20 vehicles in DeepTraffic. Each vehicle c_i (1) occupies a space 20 pixels wide by 40 pixels long, (2) is positioned on the highway at (x_i, y_i) , (3) has a top speed of $\text{speed}_{i,max}$, (4) travels at a fraction of its top speed where the fraction is noted as $\text{speed}_{i,factor}$, and (5) takes actions when $tmodt_i = 0$, where t is the time in the game and t_i controls when c_i makes actions.

The dynamics of the cars in DeepTraffic are all relative to the ego car, c_0 . According to these dynamics, a car may move vertically according the equation:

$$\frac{dy}{dt} = -(\text{speed}_i - \text{speed}_0)$$

where $\text{speed}_j = \text{speed}_{j,max} * \text{speed}_{j,factor}$.

A car may also move horizontally to its desired target lane according to the equation:

$$\frac{dx}{dt} = (x_{\text{target}} - x_i)/T$$

where T is a time constant which is equal to the decision cycle.

3.1.3 Safety System

Since the focus of DeepTraffic is to learn efficient movement patterns in traffic, the problem of collision avoidance is abstracted away by using a “safety system”. The safety system looks at the occupancy grid and prevents the vehicle from colliding by either (1) preventing an action which would lead to a crash or (2) altering the speed of the vehicle.

If a vehicle is precisely 4 cells below another vehicle, it assumes the above vehicle's speed. If the vehicle is closer than 4 cells to an above vehicle, as can happen after lane changes, it slows down inversely proportional to the distance. Otherwise, vehicle speeds are unaffected. Formally the safety system is defined as:

$$\text{speed}_i = \begin{cases} \text{speed}_j & \text{if } d_{\text{long}}(i, j) = 4 \\ \text{speed}_j/2 & \text{if } d_{\text{long}}(i, j) < 4 \\ \text{speed}_i & \text{otherwise} \end{cases}$$

where the vertical distance from i to j is:

$$d_{\text{long}}(i, j) = (y_j - y_i)/10$$

The safety system can also override the vehicle’s ability to change lanes. If a vehicle is in any of the 4 occupancy grids immediately to the right (left) of the deciding vehicle, the 1 occupancy grid behind and to the right (left) of the deciding vehicle, or in any of the 6 grids ahead and to the right (left) of the deciding vehicle, the deciding vehicle will remain in its current lane.

3.1.4 Initialization

At the beginning of an episode of DeepTraffic, the initial locations of the vehicles is randomized such that no vehicle is in range of any other vehicle’s safety system. Red car speeds are set to 80 mph. The white car speeds are set to 65 mph.

The state of DeepTraffic can be expressed formally as follows:

- t : the current frame of the game.
- H : the 140x700 pixel highway.
- H' : the 7x70 cell occupancy grid.
- C : the set of cars.
- t_i : the decision frequency of car c_i . Car c_i chooses an action when $t \bmod t_i = 0$.
- $\text{speed}_{i,\text{factor}}$: the gas pedal i .
- $\text{speed}_{i,\text{max}}$: the top speed of car i .
- (x_i, y_i) : the location of car i .
- l_i : the target lane of car i .

3.2 Implementation

One of the defining qualities of DeepTraffic is that it is entirely implemented in Javascript, including the simulation, the visualization, the reinforcement learning framework, the neural network training and inference. This significantly simplifies the typical overhead of installing software required to train a Deep RL agent and run a simulated environment. The accessibility of this environment as a way to explore Deep RL approaches naturally motivated turning the playground into a competition (see §3.3), and consequently an education tool. Competitors participate by submitting Javascript code that controls the red vehicle. This code is usually one that utilizes a DQN.

The browser is a non-traditional platform to deploy a neural network. However, the browser is a ubiquitous platform, and running someone’s code is often as trivial as visiting a web page. We chose ConvNetJS since it uses plain Javascript, rather than many other frameworks which rely on WebGL, which is not universally supported.

Despite its unconventionality, ConvNetJS bears resemblance to other deep learning frameworks. Data, weights, and gradients are stored in multi-dimensional arrays. Optimizers such as SGD can be used to train neural networks.

The competition’s default reinforcement learning algorithm was Deep Q-learning with Experience Replay, as it is detailed in [14]. Nearly all competitors used this default implementation. Briefly, Deep Q-learning uses a neural network to approximate an action-value function, $Q(s, a)$, which maps action-state pairs to the “quality” or expected future discounted return.

The network uses the following gradient to learn the Q function:

$$\nabla L(\theta) = \mathbb{E} \left[\left(\overbrace{r_t + \gamma \max_{a_t} Q(s_{t+1}, a_{t+1}; \theta)}^{\text{Bellman updated return}} - \overbrace{Q(s_t, a_t; \theta)}^{\text{predicted return}} \right) \nabla_{\theta_i} Q(s, a; \theta_i) \right]$$

where, during each training step, many observations are sampled from replay memory.

Name	Symbol	DeepTraffic Variable Name	Description
Patches Ahead		patchesAhead	The number of cells ahead an agent senses.
Patches Behind		patchesBehind	The number of cells behind an agent senses.
Lanes to the Side		lanesSide	The number of lanes to each side an agent senses.
Temporal Window		temporal_window	The number of previous states an agent remembers.
Other Autonomous Agents		other_agents	The number of non-ego vehicle agents controlled by a clone of a competitor's code.
Momentum		tdtrainer_options.momentum	Gradient descent momentum.
Learning Rate	α	tdtrainer_options.learning_rate	Gradient descent learning rate.
l2-regularization	l^2	tdtrainer_options.l2_decay	The l2 regularization applied to the weights of the neural network. This keeps the weights of the network small.
Batch Size		tdtrainer_options.batch_size	Batch size for gradient descent.
Discount Factor	γ	opt.gamma	Future discount for reward, e.g. $r_0 + \gamma^1 r_1 + \dots + \gamma^t r_t$
Experience Size		opt.experience_size	The number of examples in replay memory, i.e. the number of previous experiences to randomly sample from.
Epsilon Min		opt.epsilon_min	Epsilon is the probability that an agent takes a random action. The lowest value epsilon will take on during training.
Epsilon Test Total		opt.epsilon_test_time	The value of epsilon used outside evaluation.
Total Learning Steps		opt.learning_steps_total	The total number of steps the agent will learn for. (Hopefully you set this to the number of training iterations)
Learning Threshold		opt.start_learning_threshold	The minimum number of examples in experience replay memory before the agent begins the learning process.
Learning Steps Before Burnin		opt.learning_steps_burning	The number of random actions the agent takes before beginning the learning process. This is to collect a large number of experiences

Table 1: This table summarizes the hyperparameters in DeepTraffic.

3.3 Competition

Participants in the competition are provided with a default DQN implementation [8], where they get to configure different hyperparameters to achieve the best performance, where performance is measured as the average speed of all the red cars. Competitors are able to change the size of the DQN's input by defining the number of patches/cells ahead of the front of the car, behind it and next to the car, the network gets to look at. In addition, they can specify the network layout, meaning adding and removing layers, and changing their sizes and activations. Beyond that, participants can also configure training options like learning rate and regularization methods, and also reinforcement learning specific parameters like exploration vs exploitation and future reward discounts.

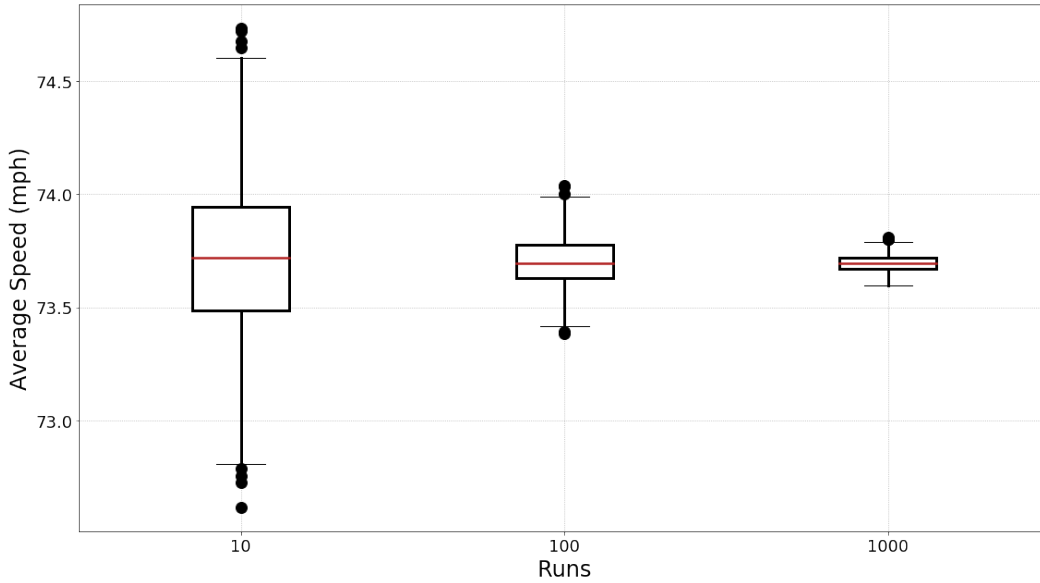


Figure 4: A box plot showing that submission scores become more robust to the stochastic nature of the game. As more runs are used to in the evaluation score. Each run includes 10,000 simulation time steps. A submission score is calculated by taking the median score over the runs.

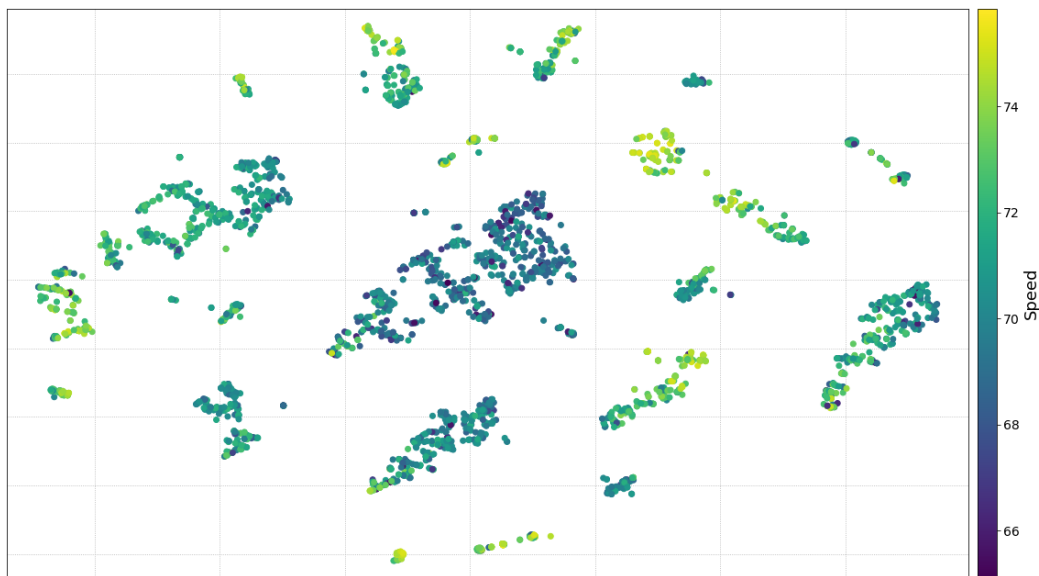


Figure 5: A visualization of unique DeepTraffic submissions produced with t-SNE. The higher-dimensional representation used to generate this plot defined submissions as vectors over the following variables: patches ahead, patches behind, l2 decay, layer count, gamma, learning rate, lanes side, training iterations. Circle color corresponds to submission score.

After a competitor has selected some hyperparameters they press a button to train the network in the browser, using a separate thread, referred to as a web-worker. While training, competitors can see improvements running live in the main visualization, as the DQN running on the main thread is periodically replaced by the most recent version training in the web-worker. When the participants are satisfied with the quality of their network they can submit the network for server-side evaluation to earn a spot in the leaderboard.

An interesting observation in the competitive chase toward greater performing Deep RL agents that is common to many Deep RL tasks is that neither the authors nor the competitors had an explicit model for an optimal policy. The high dimensionality and the stochastic nature of the state space made it intractable for model-based path planning methods [7]. In the early days of the competition, many competitors claimed that it's impossible for the car to achieve a speed above 73 mph. Once that barrier was broken, 74 mph became the new barrier, and so on, reaching the current socially-defined performance ceiling of 76 mph. From the social perspective, it is interesting to observe that such self-imposed ceilings often led to performance plateaus, much like those in other competitive endeavors [1].

Network parameters were not shared publicly between competitors, but in several cases, small online communities formed to distribute the hyperparameter tuning process across the members of that community. An interesting result of such distributed hyperparameter tuning efforts was that occasional plateaus in performance were broken by one individual and then quickly matched and superseded by others.

3.4 Evaluation Process

Robust evaluation is an important aspect of any competition. When constructing the evaluation process for DeepTraffic we identified the following challenge: design an evaluation process in which (1) score variance is kept to a minimum with reasonable computing resources and (2) arbitrary Javascript code can be run safely. Unlike many RL competitions, DeepTraffic is not scored using accumulated reward during online learning, rather, it is scored by taking the median average-speed over several simulation runs.

The primarily challenge in designing for (1) is that the nature of DeepTraffic is stochastic, and therefore any finite evaluation will be based on only the starting conditions sampled. One way to approach this problem is to design a score which aggregates over a sample of starting conditions. Evaluation variance is then governed by the run length and the number of runs per evaluation. An additional parameter controlling the score variance is the method which initializes the game prior to each run.

The primary challenge in designing for (2) is that users may submit arbitrary code to DeepTraffic and therefore (a) the program defining the DeepTraffic environment must be unalterable and (b) the evaluation process must be secure from malicious code. Addressing (a), we run submission code on our own server by loading the environment after user code. Addressing (b), running code in a web-worker prevents it from performing any harmful IO operations.

4 Network Performance and Exploration

The large-scale crowdsourcing of hyperparameters through over 13,000 network submissions allows us to gather observations about what hyperparameters have a significant impact on evaluated agent performance and what come at a great cost without much performance gain. The key insights gathered from this exploration are highlights in the following subsections. In support of these insights, Fig. 2 shows the evolution of submission scores over time, Fig. 3 shows the impact of network size, depth, and training iteration, and Fig. 6 shows a rich set of impactful hyperparameters as they interact with final network performance in intricate and sometimes counter-intuitive ways.

4.1 Hyperparameters

There are 15 hyperparameters for DeepTraffic's default DQN implementation, some of which are presented in Table 1. These hyperparameters fall into 3 categories: input parameters which specify how the agent senses the world, gradient descent parameters which control general neural network gradient parameters, and reinforcement learning specific parameters which control deep q learning specific parameters.

Input parameters define the spatial and temporal features of the agent input. Increasing the size of the input provides the agent with more information but also increases the computational cost of learning.

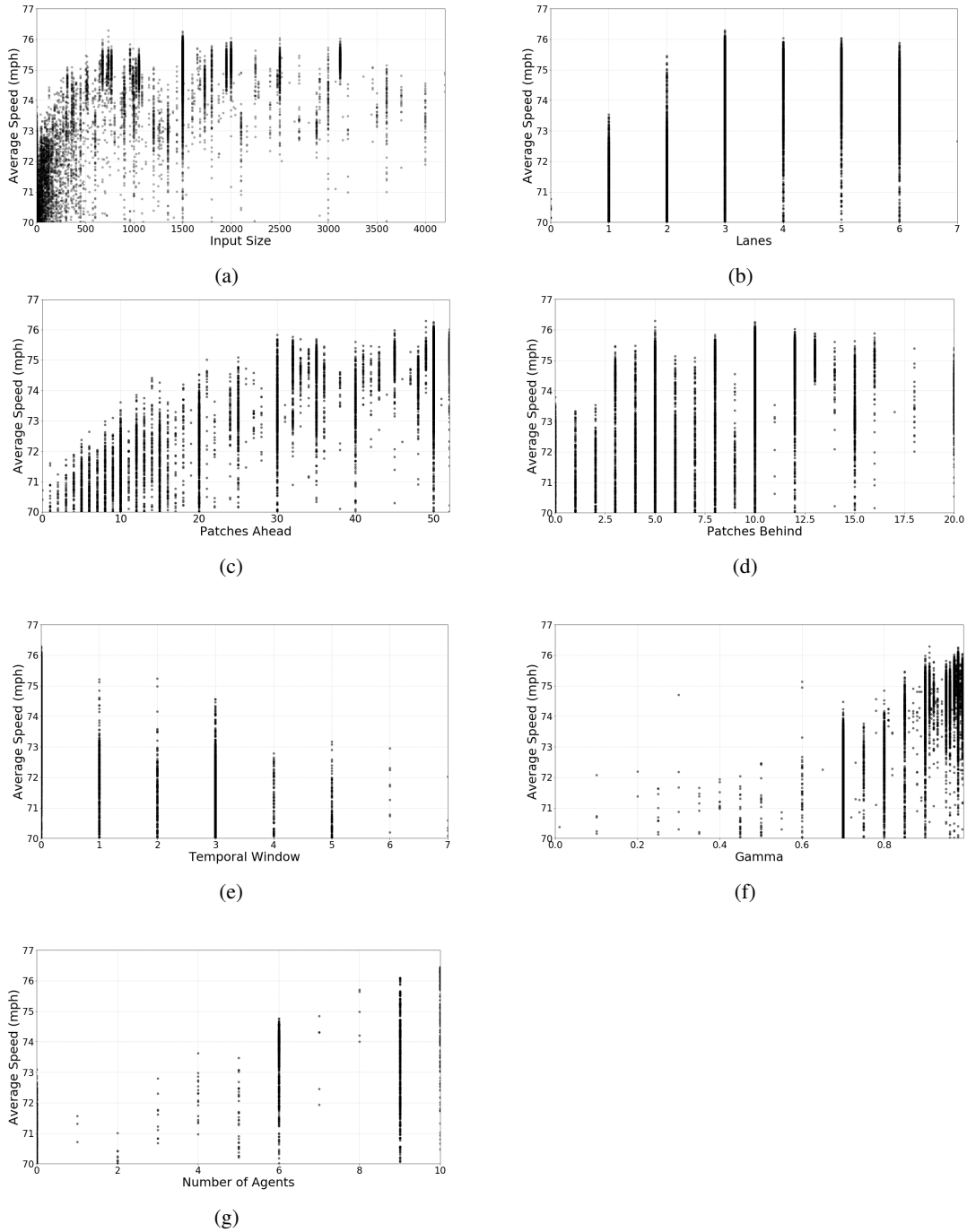


Figure 6: Scatter plots comparing submission parameters and submission scores (see §4.6).

4.2 Insight: Size Matters

The best networks generally have the most parameters and many layers. As Fig. 3a shows, the conventional wisdom holds up for DeepTraffic: the larger and deeper the network, the better the performance. However, there is some diminishing returns when the input size to the network is too large, as indicated by Fig. 6a. Accompanying the increased performance of networks with more parameters, is the requirement that the number of training iterations increases as well as shown in Fig. 3b. Therefore, the cost of using larger networks is a longer training time, which perhaps contributes to the observed diminishing returns of adding more parameters.

4.3 Insight: Live in the Moment

Knowledge of temporal dynamics does not significantly improve the agent’s ability to achieve higher reward. This is a counter-intuitive observation for a simulation that is fundamentally about planning one’s trajectory through space and time. As Fig. 6e shows, not looking back in time at all provides the best performance. Put another way, the temporal dynamics of the driving scene that led up to the current state does not have a significant impact on the evolution of the environment in the future, and thus optimization of actions through that environment does not need to consider the past. This is surprising since the high-dimensional state space in Deep RL approaches commonly encode the temporal dynamics of the scene in the definition of the state space [13, 15]. This is done in order to capture a sequence of partial observations that in-sum form a more complete observation of the state [29]. For DeepTraffic, the agent does not appear to need a larger temporal window (injecting “short-term memory” into the state representation) in order to more fully specify the current state.

4.4 Insight: Look Far Forward

Looking ahead spatially suffers much less from diminishing returns than does looking behind. As shown in Fig. 6c, the more of the state space in front of the agent that the network is able to consider, the more successful it is at avoiding situations that block it in. Fig. 6d, on the other hand, shows that performance gains level off quickly after more than 5 patches behind the agent are considered. Spatially, the future holds more promise than the past. Similarly, Fig. 6b shows that increases how far to the sides the agent looks suffers from diminishing returns as well, maxing out at 3 lanes to each side. The value of 3 in Fig. 6b represents sideways visibility that covers all lanes when the vehicle is positioned in the middle lane. In general, high-performance agents tend to prefer the middle lane that allows them the greatest flexibility in longer-term navigation through the vehicles ahead of it.

4.5 Insight: Plan for the Future

One of the defining challenges for reinforcement learning is the *temporal credit assignment problem* [23], that is, assigning value to an action in a specific state even though that action’s consequences do not materialize until much later in time. As shown in Fig. 6f, minimizing the discounting of future reward by increasing γ (referred to as “gamma” in the figure) nearly always improves performance. Much like the previous insight, the future is valuable for estimating the expected reward and planning ones actions accordingly. Achieving good average speed requires that the agent avoid clusters of other cars, and often the avoidance strategy requires planning many moves ahead.

4.6 Insight: Evaluation is Expensive

Fig. 5 shows that it takes at least ten million simulation time steps (shown as 100 evaluation runs in the figure) to converge towards a stable estimation of deep reinforcement learning agent performance with a standard deviation of possible scores falling below 0.1. One of the open problems of running a deep reinforcement learning competition is to have an effective way of ranking the performance of the submitted policy networks. The very large size and non-deterministic nature of the state space make stable, consistent, and fair evaluation of an agent very challenging, given the amount of computational resources it takes to execute a forward pass 10+ million times through a network with 40,000+ parameters for each of the 13,000+ agents submitted to date.

5 Conclusion

In this work we seek to make deep reinforcement learning accessible to tens of thousands of students, researchers, and educators by providing a micro-traffic simulation with in-browser neural network training capabilities. We look back at the crowdsourced hyperparameter space exploration and draw insights from what was effective to improving overall agent performance. We provide the traces of this exploration as the “Human-Based Hyperparameter Tuning” dataset.

References

- [1] Roger Bannister. *Four-Minute Mile*. Rowman & Littlefield, 2004.
- [2] Marc G Bellemare, Yavar Naddaf, Joel Veness, and Michael Bowling. The arcade learning environment: An evaluation platform for general agents. *J. Artif. Intell. Res.(JAIR)*, 47:253–279, 2013.
- [3] James Bergstra and Yoshua Bengio. Random search for hyper-parameter optimization. *Journal of Machine Learning Research*, 13(Feb):281–305, 2012.
- [4] Jia Deng, Wei Dong, Richard Socher, Li-Jia Li, Kai Li, and Li Fei-Fei. Imagenet: A large-scale hierarchical image database. In *Computer Vision and Pattern Recognition, 2009. CVPR 2009. IEEE Conference on*, pages 248–255. IEEE, 2009.
- [5] Carlos Diuk, Andre Cohen, and Michael L Littman. An object-oriented representation for efficient reinforcement learning. In *Proceedings of the 25th international conference on Machine learning*, pages 240–247. ACM, 2008.
- [6] Daniel Golovin, Benjamin Solnik, Subhodeep Moitra, Greg Kochanski, John Karro, and D Sculley. Google vizier: A service for black-box optimization. In *Proceedings of the 23rd ACM SIGKDD International Conference on Knowledge Discovery and Data Mining*, pages 1487–1495. ACM, 2017.
- [7] Sertac Karaman, Matthew R Walter, Alejandro Perez, Emilio Frazzoli, and Seth Teller. Anytime motion planning using the rrt. In *Robotics and Automation (ICRA), 2011 IEEE International Conference on*, pages 1478–1483. IEEE, 2011.
- [8] Andrej Karpathy. Convnetjs: Deep learning in your browser (2014). URL <http://cs.stanford.edu/people/karpathy/convnetjs>, 2014.
- [9] Scott Kirkpatrick, C Daniel Gelatt, and Mario P Vecchi. Optimization by simulated annealing. *science*, 220(4598):671–680, 1983.
- [10] Yann LeCun, Léon Bottou, Yoshua Bengio, and Patrick Haffner. Gradient-based learning applied to document recognition. *Proceedings of the IEEE*, 86(11):2278–2324, 1998.
- [11] Lisha Li, Kevin Jamieson, Giulia DeSalvo, Afshin Rostamizadeh, and Ameet Talwalkar. Hyperband: A novel bandit-based approach to hyperparameter optimization. *arXiv preprint arXiv:1603.06560*, 2016.
- [12] Timothy P Lillicrap, Jonathan J Hunt, Alexander Pritzel, Nicolas Heess, Tom Erez, Yuval Tassa, David Silver, and Daan Wierstra. Continuous control with deep reinforcement learning. *arXiv preprint arXiv:1509.02971*, 2015.
- [13] Volodymyr Mnih, Adria Puigdomenech Badia, Mehdi Mirza, Alex Graves, Timothy Lillicrap, Tim Harley, David Silver, and Koray Kavukcuoglu. Asynchronous methods for deep reinforcement learning. In *International Conference on Machine Learning*, pages 1928–1937, 2016.
- [14] Volodymyr Mnih, Koray Kavukcuoglu, David Silver, Alex Graves, Ioannis Antonoglou, Daan Wierstra, and Martin Riedmiller. Playing atari with deep reinforcement learning. *arXiv preprint arXiv:1312.5602*, 2013.
- [15] Volodymyr Mnih, Koray Kavukcuoglu, David Silver, Andrei A Rusu, Joel Veness, Marc G Bellemare, Alex Graves, Martin Riedmiller, Andreas K Fidjeland, Georg Ostrovski, et al. Human-level control through deep reinforcement learning. *Nature*, 518(7540):529–533, 2015.
- [16] Martin Riedmiller, Thomas Gabel, Roland Hafner, and Sascha Lange. Reinforcement learning for robot soccer. *Autonomous Robots*, 27(1):55–73, 2009.

- [17] Olga Russakovsky, Jia Deng, Hao Su, Jonathan Krause, Sanjeev Satheesh, Sean Ma, Zhiheng Huang, Andrej Karpathy, Aditya Khosla, Michael Bernstein, et al. Imagenet large scale visual recognition challenge. *International Journal of Computer Vision*, 115(3):211–252, 2015.
- [18] Bobak Shahriari, Kevin Swersky, Ziyu Wang, Ryan P Adams, and Nando De Freitas. Taking the human out of the loop: A review of bayesian optimization. *Proceedings of the IEEE*, 104(1):148–175, 2016.
- [19] Shai Shalev-Shwartz, Nir Ben-Zrihem, Aviad Cohen, and Amnon Shashua. Long-term planning by short-term prediction. *arXiv preprint arXiv:1602.01580*, 2016.
- [20] Shai Shalev-Shwartz, Shaked Shammah, and Amnon Shashua. Safe, multi-agent, reinforcement learning for autonomous driving. *arXiv preprint arXiv:1610.03295*, 2016.
- [21] Jasper Snoek, Hugo Larochelle, and Ryan P Adams. Practical bayesian optimization of machine learning algorithms. In *Advances in neural information processing systems*, pages 2951–2959, 2012.
- [22] Niranjan Srinivas, Andreas Krause, Sham M Kakade, and Matthias Seeger. Gaussian process optimization in the bandit setting: No regret and experimental design. *arXiv preprint arXiv:0912.3995*, 2009.
- [23] Richard S Sutton and Andrew G Barto. *Reinforcement learning: An introduction*, volume 1. MIT press Cambridge, 1998.
- [24] Gerald Tesauro. Temporal difference learning and td-gammon. *Communications of the ACM*, 38(3):58–68, 1995.
- [25] Emanuel Todorov, Tom Erez, and Yuval Tassa. Mujoco: A physics engine for model-based control. In *Intelligent Robots and Systems (IROS), 2012 IEEE/RSJ International Conference on*, pages 5026–5033. IEEE, 2012.
- [26] Hado Van Hasselt, Arthur Guez, and David Silver. Deep reinforcement learning with double q-learning. In *AAAI*, pages 2094–2100, 2016.
- [27] Christopher JCH Watkins and Peter Dayan. Q-learning. *Machine learning*, 8(3-4):279–292, 1992.
- [28] Shimon Whiteson, Brian Tanner, and Adam White. The reinforcement learning competitions.
- [29] Pengfei Zhu, Xin Li, and Pascal Poupart. On improving deep reinforcement learning for pomdps. *arXiv preprint arXiv:1704.07978*, 2017.