

Generating Adversarial Examples with Adversarial Networks

Chaowei Xiao¹*, Bo Li², Jun-Yan Zhu^{2,3}, Warren He², Mingyan Liu¹ and Dawn Song²

¹University of Michigan, Ann Arbor

²University of California, Berkeley

³Massachusetts Institute of Technology

Abstract

Deep neural networks (DNNs) have been found to be vulnerable to adversarial examples resulting from adding small-magnitude perturbations to inputs. Such adversarial examples can mislead DNNs to produce adversary-selected results. Different attack strategies have been proposed to generate adversarial examples, but how to produce them with high perceptual quality and more efficiently requires more research efforts. In this paper, we propose AdvGAN to generate adversarial examples with generative adversarial networks (GANs), which can learn and approximate the distribution of original instances. For AdvGAN, once the generator is trained, it can generate perturbations efficiently for any instance, so as to potentially accelerate adversarial training as defenses. We apply AdvGAN in both semi-whitebox and black-box attack settings. In semi-whitebox attacks, there is no need to access the original target model after the generator is trained, in contrast to traditional white-box attacks. In black-box attacks, we dynamically train a distilled model for the black-box model and optimize the generator accordingly. Adversarial examples generated by AdvGAN on different target models have high attack success rate under state-of-the-art defenses compared to other attacks. Our attack has placed the first with 92.76% accuracy on a public MNIST black-box attack challenge.¹

1 Introduction

Deep Neural Networks (DNNs) have achieved great successes in a variety of applications. However, recent work has demonstrated that DNNs are vulnerable to adversarial perturbations [Szegedy *et al.*, 2014; Goodfellow *et al.*, 2015; Hu and Tan, 2017]. An adversary can add small-magnitude perturbations to inputs and generate adversarial examples to mislead DNNs. Such maliciously perturbed instances can cause the learning system to misclassify them into either

a maliciously-chosen target class (in a targeted attack) or classes that are different from the ground truth (in an untargeted attack). Different algorithms have been proposed for generating such adversarial examples, such as the fast gradient sign method (FGSM) [Goodfellow *et al.*, 2015] and optimization-based methods (Opt.) [Carlini and Wagner, 2017b; Liu *et al.*, 2017; Xiao *et al.*, 2018; Evtimov *et al.*, 2017].

Most of the the current attack algorithms [Carlini and Wagner, 2017b; Liu *et al.*, 2017] rely on optimization schemes with simple pixel space metrics, such as L_∞ distance from a benign image, to encourage visual realism. To generate more perceptually realistic adversarial examples efficiently, in this paper, we propose to train (i) a feed-forward network that generate perturbations to create diverse adversarial examples and (ii) a discriminator network to ensure that the generated examples are realistic. We apply generative adversarial networks (GANs) [Goodfellow *et al.*, 2014] to produce adversarial examples in both the semi-whitebox and black-box settings. As conditional GANs are capable of producing high-quality images [Isola *et al.*, 2017], we apply a similar paradigm to produce perceptually realistic adversarial instances. We name our method AdvGAN.

Note that in the previous white-box attacks, such as FGSM and optimization methods, the adversary needs to have white-box access to the architecture and parameters of the model all the time. However, by deploying AdvGAN, once the feed-forward network is trained, it can instantly produce adversarial perturbations for any input instances without requiring access to the model itself anymore. We name this attack setting *semi-whitebox*.

To evaluate the effectiveness of our attack strategy AdvGAN, we first generate adversarial instances based on AdvGAN and other attack strategies on different target models. We then apply the state-of-the-art defenses to defend against these generated adversarial examples [Goodfellow *et al.*, 2015; Madry *et al.*, 2017]. We evaluate these attack strategies in both semi-whitebox and black-box settings. We show that adversarial examples generated by AdvGAN can achieve a high attack success rate, potentially due to the fact that these adversarial instances appear closer to real instances compared to other recent attack strategies.

Our contributions are listed as follows.

- Different from the previous optimization-based meth-

*This work was performed when Chaowei Xiao was at JD.COM and University of California, Berkeley

¹https://github.com/MadryLab/mnist_challenge

ods, we train a conditional adversarial network to directly produce adversarial examples, which not only results in perceptually realistic examples that achieve state-of-the-art attack success rate against different target models, but also the generation process is more efficient.

- We show that AdvGAN can attack black-box models by training a distilled model. We propose to dynamically train the distilled model with query information and achieve high black-box attack success rate and targeted black-box attack, which is difficult to achieve for transferability-based black-box attacks.
- We use the state-of-the-art defense methods to defend against adversarial examples and show that AdvGAN achieves much higher attack success rate under current defenses.
- We apply AdvGAN on Mądry *et al.*'s MNIST challenge (2017) and achieve 88.93% accuracy on the published robust model in the semi-whitebox setting and 92.76% in the black-box setting, which wins the top position in the challenge.

2 Related Work

Here we review recent work on adversarial examples and generative adversarial networks.

Adversarial Examples A number of attack strategies to generate adversarial examples have been proposed in the white-box setting, where the adversary has full access to the classifier [Szegedy *et al.*, 2014; Goodfellow *et al.*, 2015; Carlini and Wagner, 2017b; Xiao *et al.*, 2018; Hu and Tan, 2017]. Goodfellow *et al.* propose the fast gradient sign method (FGSM), which applies a first-order approximation of the loss function to construct adversarial samples. Formally, given an instance x , an adversary generates adversarial example $x_A = x + \eta$ with L_∞ constraints in the untargeted attack setting as $\eta = \epsilon \cdot \text{sign}(\nabla_x \ell_f(x, y))$, where $\ell_f(\cdot)$ is the cross-entropy loss used to train the neural network f , and y represents the ground truth of x . Optimization based methods (Opt) have also been proposed to optimize adversarial perturbation for targeted attacks while satisfying certain constraints [Carlini and Wagner, 2017b; Liu *et al.*, 2017]. Its goal is to minimize the objective function as $\|\eta\| + \lambda \ell_f(x_A, y)$, where $\|\cdot\|$ is an appropriately chosen norm function. However, the optimization process is slow and can only optimize perturbation for one specific instance each time. In contrast, our method uses feed-forward network to generate an adversarial image, rather than an optimization procedure. Our method achieves higher attack success rate against different defenses and performs much faster than the current attack algorithms.

Independently from our work, feed-forward networks have been applied to generate adversarial perturbation [Baluja and Fischer, 2017]. However, Baluja and Fischer combine the re-ranking loss and an L_2 norm loss, aiming to constrain the generated adversarial instance to be close to the original one in terms of L_2 ; while we apply a deep neural network as a discriminator to help distinguish the instance with other real images to encourage the perceptual quality of the generated

adversarial examples. Hu and Tan [Hu and Tan, 2017] also proposed to use GAN to generate adversarial examples. However, they aim to generate adversarial examples for malware while our work focus on generating perceptual realistic adversarial examples for image.

Black-box Attacks Current learning systems usually do not allow white-box accesses against the model for security reasons. Therefore, there is a great need for black-box attacks analysis.

Most of the black-box attack strategies are based on the transferability phenomenon [Papernot *et al.*, 2016], where an adversary can train a local model first and generate adversarial examples against it, hoping the same adversarial examples will also be able to attack the other models. Many learning systems allow query accesses to the model. However, there is little work that can leverage query-based access to target models to construct adversarial samples and move beyond transferability. Hu and Tan proposed to leverage GANs to construct evasion instance for malware. Papernot *et al.* proposed to train a local substitute model with queries to the target model to generate adversarial samples, but this strategy still relies on transferability. In contrast, we show that the proposed AdvGAN can perform black-box attacks without depending on transferability.

Generative Adversarial Networks (GANs) Goodfellow *et al.* have achieved visually appealing results in both image generation and manipulation [Zhu *et al.*, 2016] settings. Recently, image-to-image conditional GANs have further improved the quality of synthesis results [Isola *et al.*, 2017]. We adopt a similar adversarial loss and image-to-image network architecture to learn the mapping from an original image to a perturbed output such that the perturbed image cannot be distinguished from real images in the original class. Different from prior work, we aim to produce output results that are not only visually realistic but also able to mislead target learning models.

3 Generating Adversarial Examples with Adversarial Networks

3.1 Problem Definition

Let $\mathcal{X} \subseteq \mathcal{R}^n$ be the feature space, with n the number of features. Suppose that (x_i, y_i) is the i th instance within the training set, which is comprised of feature vectors $x_i \in \mathcal{X}$, generated according to some unknown distribution $x_i \sim \mathcal{P}_{\text{data}}$, and $y_i \in \mathcal{Y}$ the corresponding true class labels. The learning system aims to learn a classifier $f : \mathcal{X} \rightarrow \mathcal{Y}$ from the domain \mathcal{X} to the set of classification outputs \mathcal{Y} , where $|\mathcal{Y}|$ denotes the number of possible classification outputs. Given an instance x , the goal of an adversary is to generate adversarial example x_A , which is classified as $f(x_A) \neq y$ (untargeted attack), where y denotes the true label; or $f(x_A) = t$ (targeted attack) where t is the target class. x_A should also be close to the original instance x in terms of L_2 or other distance metric.

3.2 AdvGAN Framework

Figure 1 illustrates the overall architecture of AdvGAN, which mainly consists of three parts: a generator \mathcal{G} , a discriminator \mathcal{D} , and the target neural network f . Here the generator

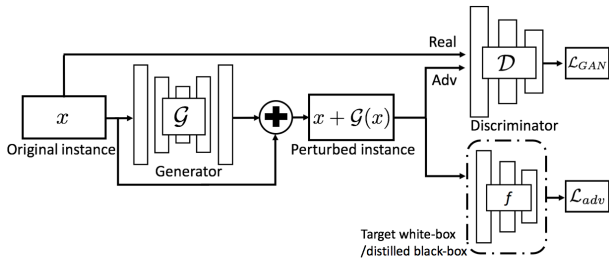


Figure 1: Overview of AdvGAN

\mathcal{G} takes the original instance x as its input and generates a perturbation $\mathcal{G}(x)$. Then $x + \mathcal{G}(x)$ will be sent to the discriminator \mathcal{D} , which is used to distinguish the generated data and the original instance x . The goal of \mathcal{D} is to encourage that the generated instance is indistinguishable with the data from its original class. To fulfill the goal of fooling a learning model, we first perform the white-box attack, where the target model is f in this case. f takes $x + \mathcal{G}(x)$ as its input and outputs its loss \mathcal{L}_{adv} , which represents the distance between the prediction and the target class t (targeted attack), or the opposite of the distance between the prediction and the ground truth class (untargeted attack).

The adversarial loss [Goodfellow *et al.*, 2014] can be written as:²

$$\mathcal{L}_{GAN} = \mathbb{E}_x \log \mathcal{D}(x) + \mathbb{E}_x \log(1 - \mathcal{D}(x + \mathcal{G}(x))). \quad (1)$$

Here, the discriminator \mathcal{D} aims to distinguish the perturbed data $x + \mathcal{G}(x)$ from the original data x . Note that the real data is sampled from the true class, so as to encourage that the generated instances are close to data from the original class.

The loss for fooling the target model f in a targeted attack is:

$$\mathcal{L}_{adv}^f = \mathbb{E}_x \ell_f(x + \mathcal{G}(x), t), \quad (2)$$

where t is the target class and ℓ_f denotes the loss function (e.g., cross-entropy loss) used to train the original model f . The \mathcal{L}_{adv}^f loss encourages the perturbed image to be misclassified as target class t . Here we can also perform the untargeted attack by maximizing the distance between the prediction and the ground truth, but we will focus on the targeted attack in the rest of the paper.

To bound the magnitude of the perturbation, which is a common practice in prior work [Carlini and Wagner, 2017b; Liu *et al.*, 2017], we add a soft hinge loss on the L_2 norm as

$$\mathcal{L}_{hinge} = \mathbb{E}_x \max(0, \|\mathcal{G}(x)\|_2 - c), \quad (3)$$

where c denotes a user-specified bound. This can also stabilize the GAN's training, as shown in Isola *et al.* (2017). Finally, our full objective can be expressed as

$$\mathcal{L} = \mathcal{L}_{adv}^f + \alpha \mathcal{L}_{GAN} + \beta \mathcal{L}_{hinge}, \quad (4)$$

where α and β control the relative importance of each objective. Note that \mathcal{L}_{GAN} here is used to encourage the perturbed data to appear similar to the original data x , while \mathcal{L}_{adv}^f is leveraged to generate adversarial examples, optimizing for the high attack success rate. We obtain our \mathcal{G} and \mathcal{D} by solving the minmax game $\arg \min_{\mathcal{G}} \max_{\mathcal{D}} \mathcal{L}$. Once \mathcal{G} is trained

²For simplicity, we denote the $\mathbb{E}_x \equiv \mathbb{E}_{x \sim \mathcal{P}_{data}}$

on the training data and the target model, it can produce perturbations for any input instance to perform a semi-whitebox attack.

3.3 Black-box Attacks with Adversarial Networks

Static Distillation For black-box attack, we assume adversaries have no prior knowledge of training data or the model itself. In our experiments in Section 4, we randomly draw data that is *disjoint* from the training data of the black-box model to distill it, since we assume the adversaries have no prior knowledge about the training data or the model. To achieve black-box attacks, we first build a distilled network f based on the output of the black-box model b [Hinton *et al.*, 2015]. Once we obtain the distilled network f , we carry out the same attack strategy as described in the white-box setting (see Equation (4)). Here, we minimize the following network distillation objective:

$$\arg \min_f \mathbb{E}_x \mathcal{H}(f(x), b(x)), \quad (5)$$

where $f(x)$ and $b(x)$ denote the output from the distilled model and black-box model respectively for the given training image x , and \mathcal{H} denotes the commonly used cross-entropy loss. By optimizing the objective over all the training images, we can obtain a model f which behaves very close to the black-box model b . We then carry out the attack on the distilled network.

Note that unlike training the discriminator \mathcal{D} , where we only use the real data from the original class to encourage that the generated instance is close to its original class, here we train the distilled model with data from all classes.

Dynamic Distillation Only training the distilled model with all the pristine training data is not enough, since it is unclear how close the black-box and distilled model perform on the generated adversarial examples, which have not appeared in the training set before. Here we propose an *alternative minimization* approach to dynamically make queries and train the distilled model f and our generator \mathcal{G} jointly. We perform the following two steps in each iteration. During iteration i :

1. **Update \mathcal{G}_i given a fixed network f_{i-1} :** We follow the white-box setting (see Equation 4) and train the generator and discriminator based on a previously distilled model f_{i-1} . We initialize the weights \mathcal{G}_i as \mathcal{G}_{i-1} . $\mathcal{G}_i, \mathcal{D}_i = \arg \min_{\mathcal{G}} \max_{\mathcal{D}} \mathcal{L}_{adv}^{f_{i-1}} + \alpha \mathcal{L}_{GAN} + \beta \mathcal{L}_{hinge}$
2. **Update f_i given a fixed generator \mathcal{G}_i :** First, we use f_{i-1} to initialize f_i . Then, given the generated adversarial examples $x + \mathcal{G}_i(x)$ from \mathcal{G}_i , the distilled model f_i will be updated based on the set of new query results for the generated adversarial examples against the black-box model, as well as the original training images. $f_i = \arg \min_f \mathbb{E}_x \mathcal{H}(f(x), b(x)) + \mathbb{E}_x \mathcal{H}(f(x + \mathcal{G}_i(x)), b(x + \mathcal{G}_i(x)))$, where we use both the original images x and the newly generated adversarial examples $x + \mathcal{G}_i(x)$ to update f .

In the experiment section, we compare the performance of both the static and dynamic distillation approaches and observe that simultaneously updating \mathcal{G} and f produces higher attack performance. See Table 2 for more details.

	FGSM	Opt.	Trans.	AdvGAN
Run time	0.06s	>3h	-	<0.01s
Targeted Attack	✓	✓	Ens.	✓
Black-box Attack			✓	✓

Table 1: Comparison with the state-of-the-art attack methods. Run time is measured for generating 1,000 adversarial instances during test time. Opt. represents the optimization based method, and Trans. denotes black-box attacks based on transferability.

Model	MNIST(%)			CIFAR-10(%)	
	A	B	C	ResNetWide	ResNet
Accuracy (p)	99.0	99.2	99.1	92.4	95.0
Attack Success Rate (w)	97.9	97.1	98.3	94.7	99.3
Attack Success Rate (b-D)	93.4	90.1	94.0	78.5	81.8
Attack Success Rate (b-S)	30.7	66.6	87.3	10.3	13.3

Table 2: Accuracy of different models on pristine data, and the attack success rate of adversarial examples generated against different models by AdvGAN on MNIST and CIFAR-10. p: pristine test data; w: semi-whitebox attack; b-D: black-box attack with dynamic distillation strategy; b-S: black-box attack with static distillation strategy.

4 Experimental Results

In this section, we first evaluate AdvGAN for both semi-whitebox and black-box settings on MNIST [LeCun and Cortes, 1998] and CIFAR-10 [Krizhevsky and Hinton, 2009]. We also perform a semi-whitebox attack on the ImageNet dataset [Deng *et al.*, 2009]. We then apply AdvGAN to generate adversarial examples on different target models and test the attack success rate for them under the state-of-the-art defenses and show that our method can achieve higher attack success rates compared to other existing attack strategies. We generate all adversarial examples for different attack methods under an L_∞ bound of 0.3 on MNIST and 8 on CIFAR-10, for a fair comparison. In general, as shown in Table 1, AdvGAN has several advantages over other white-box and black-box attacks. For instance, regarding computation efficiency, AdvGAN performs much faster than others even including the efficient FGSM, although AdvGAN needs extra training time to train the generator. All these strategies can perform targeted attack except transferability based attack, although the ensemble strategy can help to improve. Besides, FGSM and optimization methods can only perform white-box attack, while AdvGAN is able to attack in semi-whitebox setting.

Implementation Details We adopt similar architectures for generator and discriminator with image-to-image translation literature [Isola *et al.*, 2017; Zhu *et al.*, 2017]. We apply the loss in Carlini and Wagner (2017b) as our loss $\mathcal{L}_{adv}^f = \max(\max_{i \neq t} f(x_A)_i - f(x_A)_t, \kappa)$, where t is the target class, and f represents the target network in the semi-whitebox setting and the distilled model in the black-box setting. We set the confidence $\kappa = 0$ for both Opt. and AdvGAN. We use a batch size of 128 and a learning rate of 0.001. For GANs training, we use the least squares objective proposed by LS-GAN [Mao *et al.*, 2017], as it has been shown to produce better results with more stable training.

Models Used in the Experiments For MNIST we generate adversarial examples for three models, where models A and




Figure 2: Adversarial examples generated from the same original image to different targets by AdvGAN on MNIST. Row 1: semi-whitebox attack; Row 2: black-box attack. Left to right: models A, B, and C. On the diagonal, the original images are shown, and the number on the top denote the targets.

B are used in Tramèr *et al.* (2017). Model C is the target network architecture used in Carlini and Wagner (2017b). For CIFAR-10, we select ResNet-32 and Wide ResNet-34 [He *et al.*, 2016; Zagoruyko and Komodakis, 2016]. Specifically, we use a 32-layer ResNet implemented in TensorFlow³ and Wide ResNet derived from the variant of “w32-10 wide.”⁴ We show the classification accuracy of pristine MNIST and CIFAR-10 test data (p) and attack success rate of adversarial examples generated by AdvGAN on different models in Table 2.

4.1 AdvGAN in semi-whitebox Setting

We evaluate AdvGAN on f with different architectures for MNIST and CIFAR-10. We first apply AdvGAN to perform semi-whitebox attack against different models on MNIST dataset. From the performance of semi-whitebox attack (Attack Rate (w)) in Table 2, we can see that AdvGAN is able to generate adversarial instances to attack all models with high attack success rate.


We also generate adversarial examples from the same original instance x , targeting other different classes, as shown in Figures 2. In the semi-whitebox setting on MNIST (a)-(c), we can see that the generated adversarial examples for different models appear close to the ground truth/pristine images (lying on the diagonal of the matrix).

In addition, we analyze the attack success rate based on different loss functions on MNIST. Under the same bounded perturbations (0.3), if we replace the full loss function in (4) with $\mathcal{L} = \|\mathcal{G}(x)\|_2 + \mathcal{L}_{adv}^f$, which is similar to the objective used in Baluja and Fischer, the attack success rate becomes 86.2%. If we replace the loss function with $\mathcal{L} = \mathcal{L}_{hinge} + \mathcal{L}_{adv}^f$, the attack success rate is 91.1%, compared to that of AdvGAN, 98.3%.

Similarly, on CIFAR-10, we apply the same semi-whitebox attack for ResNet and Wide ResNet based on AdvGAN, and

³github.com/tensorflow/models/blob/master/research/ResNet

⁴github.com/MadryLab/cifar10_challenge/blob/master/model.py



(a) Semi-whitebox attack (b) Black-box attack

Figure 3: Adversarial examples generated by AdvGAN on CIFAR-10 for (a) semi-whitebox attack and (b) black-box attack. Image from each class is perturbed to other different classes. On the diagonal, the original images are shown.

Figure 3 (a) shows some adversarial examples, which are perceptually realistic.

We show adversarial examples for the same original instance targeting different other classes. It is clear that with different targets, the adversarial examples keep similar visual quality compared to the pristine instances on the diagonal.

4.2 AdvGAN in Black-box Setting

Our black-box attack here is based on dynamic distillation strategy. We construct a local model to distill model f , and we select the architecture of Model C as our local model. Note that we randomly select a subset of instances disjoint from the training data of AdvGAN to train the local model; that is, we assume the adversaries do not have any prior knowledge of the training data or the model itself. With the dynamic distillation strategy, the adversarial examples generated by AdvGAN achieve an attack success rate, above 90% for MNIST and 80% for CIFAR-10, compared to 30% and 10% with the static distillation approach, as shown in Table 2.

We apply AdvGAN to generate adversarial examples for the same instance targeting different classes on MNIST and randomly select some instances to show in Figure 2 (d)-(f). By comparing with the pristine instances on the diagonal, we can see that these adversarial instances can achieve high perceptual quality as the original digits. Specifically, the original digit is somewhat highlighted by adversarial perturbations, which implies a type of perceptually realistic manipulation. Figure 3(b) shows similar results for adversarial examples generated on CIFAR-10. These adversarial instances appear photo-realistic compared with the original ones on the diagonal.

4.3 Attack Effectiveness Under Defenses

Facing different types of attack strategies, various defenses have been provided. Among them, different types of adversarial training methods are the most effective. Other categories of defenses, such as those which pre-process an input have mostly been defeated by adaptive attacks [He *et al.*, 2017; Carlini and Wagner, 2017a]. Goodfellow *et al.* first propose adversarial training as an effective way to improve the robustness of DNNs, and Tramèr *et al.* extend it to ensemble adversarial learning. Mądry *et al.* have also proposed

robust networks against adversarial examples based on well-defined adversaries. Given the fact that AdvGAN strives to generate adversarial instances from the underlying true data distribution, it can essentially produce more photo-realistic adversarial perturbations compared with other attack strategies. Thus, AdvGAN could have a higher chance to produce adversarial examples that are resilient under different defense methods. In this section, we quantitatively evaluate this property for AdvGAN compared with other attack strategies.

Threat Model As shown in the literature, most of the current defense strategies are not robust when attacking against them [Carlini and Wagner, 2017b; He *et al.*, 2017]. Here we consider a weaker threat model, where the adversary is not aware of the defenses and directly tries to attack the original learning model, which is also the first threat model analyzed in Carlini and Wagner. In this case, if an adversary can still successfully attack the model, it implies the robustness of the attack strategy. Under this setting, we first apply different attack methods to generate adversarial examples based on the original model without being aware of any defense. Then we apply different defenses to directly defend against these adversarial instances.

Semi-whitebox Attack First, we consider the semi-whitebox attack setting, where the adversary has white-box access to the model architecture as well as the parameters. Here, we replace f in Figure 1 with our model A, B, and C, respectively. As a result, adversarial examples will be generated against different models. We use three adversarial training defenses to train different models for each model architecture: standard FGSM adversarial training (Adv.) [Goodfellow *et al.*, 2015], ensemble adversarial training (Ens.) [Tramèr *et al.*, 2017],⁵ and iterative training (Iter. Adv.) [Mądry *et al.*, 2017]. We evaluate the effectiveness of these attacks against these defended models. In Table 3, we show that the attack success rate of adversarial examples generated by AdvGAN on different models is higher than those of FGSM and Opt. [Carlini and Wagner, 2017b].

Black-box Attack For AdvGAN, we use model B as the black-box model and train a distilled model to perform black-box attack against model B and report the attack success rate in Table 4. For the black-box attack comparison purpose, transferability based attack is applied for FGSM and Opt. We use FGSM and Opt. to attack model A on MNIST, and we use these adversarial examples to test on model B and report the corresponding classification accuracy. We can see that the adversarial examples generated by the black-box AdvGAN consistently achieve much higher attack success rate compared with other attack methods.

For CIFAR-10, we use a ResNet as the black-box model and train a distilled model to perform black-box attack against the ResNet. To evaluate black-box attack for optimization method and FGSM, we use adversarial examples generated

⁵ Each ensemble adversarially trained model is trained using (i) pristine training data, (ii) FGSM adversarial examples generated for the current model under training, and (iii) FGSM adversarial examples generated for naturally trained models of two architectures different from the model under training.

Data	Model	Defense	FGSM	Opt.	AdvGAN
M N I S T	A	Adv.	4.3%	4.6%	8.0%
		Ens.	1.6%	4.2%	6.3%
		Iter.Adv.	4.4%	2.96%	5.6%
	B	Adv.	6.0%	4.5%	7.2%
		Ens.	2.7%	3.18%	5.8%
		Iter.Adv.	9.0%	3.0%	6.6%
	C	Adv.	2.7%	2.95%	18.7%
		Ens.	1.6%	2.2%	13.5%
		Iter.Adv.	1.6%	1.9%	12.6%
C I F A R - 10	ResNet	Adv.	13.10%	11.9%	16.03%
		Ens.	10.00%	10.3%	14.32%
		Iter.Adv.	22.8%	21.4%	29.47%
	Wide ResNet	Adv.	5.04%	7.61%	14.26%
		Ens.	4.65%	8.43%	13.94%
		Iter.Adv.	14.9%	13.90%	20.75%

Table 3: Attack success rate of adversarial examples generated by AdvGAN in semi-whitebox setting, and other white-box attacks under defenses on MNIST and CIFAR-10.

Defense	MNIST			CIFAR-10		
	FGSM	Opt.	AdvGAN	FGSM	Opt.	AdvGAN
Adv.	3.1%	3.5%	11.5%	13.58%	10.8%	15.96%
Ens.	2.5%	3.4%	10.3%	10.49%	9.6%	12.47%
Iter.Adv.	2.4%	2.5%	12.2%	22.96%	21.70%	24.28%

Table 4: Attack success rate of adversarial examples generated by different black-box adversarial strategies under defenses on MNIST and CIFAR-10

Method	Accuracy (xent loss)	Accuracy (cw loss)
FGSM	95.23%	96.29%
PGD	93.66%	93.79%
Opt	-	91.69%
AdvGAN	-	88.93%

Table 5: Accuracy of the MadryLab public model under different attacks in white-box setting. AdvGAN here achieved the best performance.

by attacking Wide ResNet and test them on ResNet to report black-box attack results for these two methods.

In addition, we apply AdvGAN to the MNIST challenge. Among all the standard attacks shown in Table 5, AdvGAN achieve 88.93% in the white-box setting.

Among reported black-box attacks, AdvGAN achieved an accuracy of 92.76%, outperforming all other state-of-the-art attack strategies submitted to the challenge.

4.4 High Resolution Adversarial Examples

To evaluate AdvGAN’s ability of generating high resolution adversarial examples, we attack against Inception_v3 and quantify attack success rate and perceptual realism of generated adversarial examples.

Experiment settings. In the following experiments, we select 100 benign images from the DEV dataset of the NIPS 2017 adversarial attack competition [Kurakin *et al.*, 2018]. This competition provided a dataset compatible with ImageNet. We generate adversarial examples (299×299 pixels), each targeting a random incorrect class, with L_∞ bounded




Figure 4: Examples from an ImageNet-compatible set, and the labels denote corresponding classification results Left: original benign images; right: adversarial images generated by AdvGAN against Inception_v3.

within 0.01 for Inception_v3. The attack success rate is 100%.

In Figure 4, we show some randomly selected examples of original and adversarial examples generated by AdvGAN.

Human Perceptual Study. We validate the realism of AdvGAN’s adversarial examples with a user study on Amazon Mechanical Turk (AMT). We use 100 pairs of original images and adversarial examples (generated as described above) and ask workers to choose which image of a pair is more *visually realistic*.

Our study follows a protocol from Isola *et al.*, where a worker is shown a pair of images for 2 seconds, then the worker has unlimited time to decide. We limit each worker to at most 20 of these tasks. We collected 500 choices, about 5 per pair of images, from 50 workers on AMT. The AdvGAN examples were chosen as more realistic than the original image in $49.4\% \pm 1.96\%$ of the tasks (random guessing would result in about 50%). This result show that these high-resolution AdvGAN adversarial examples are about as realistic as benign images.

5 Conclusion

In this paper, we propose AdvGAN to generate adversarial examples using generative adversarial networks (GANs). In our AdvGAN framework, once trained, the feed-forward generator can produce adversarial perturbations efficiently. It can also perform both semi-whitebox and black-box attacks with high attack success rate. In addition, when we apply AdvGAN to generate adversarial instances on different models

without knowledge of the defenses in place, the generated adversarial examples can preserve high perceptual quality and attack the state-of-the-art defenses with higher attack success rate than examples generated by the competing methods. This property makes AdvGAN a promising candidate for improving adversarial training defense methods.

Acknowledgments

We thank Weiwei Hu for his valuable discussions on this work. This work was supported in part by Berkeley Deep Drive, JD.COM, the Center for Long-Term Cybersecurity, and FORCES (Foundations Of Resilient CybEr-Physical Systems), which receives support from the National Science Foundation (NSF award numbers CNS-1238959, CNS-1238962, CNS-1239054, CNS-1239166, CNS-1422211 and CNS-1616575).

References

- [Baluja and Fischer, 2017] Shumeet Baluja and Ian Fischer. Adversarial transformation networks: Learning to generate adversarial examples. *arXiv preprint arXiv:1703.09387*, 2017.
- [Carlini and Wagner, 2017a] Nicholas Carlini and David Wagner. Adversarial examples are not easily detected: Bypassing ten detection methods. In *Proceedings of the 10th ACM Workshop on Artificial Intelligence and Security*, pages 3–14. ACM, 2017.
- [Carlini and Wagner, 2017b] Nicholas Carlini and David Wagner. Towards evaluating the robustness of neural networks. In *Security and Privacy (SP), 2017 IEEE Symposium on*, pages 39–57. IEEE, 2017.
- [Deng *et al.*, 2009] Jia Deng, Wei Dong, Richard Socher, Li-Jia Li, Kai Li, and Li Fei-Fei. Imagenet: A large-scale hierarchical image database. In *CVPR*, pages 248–255. IEEE, 2009.
- [Evtimov *et al.*, 2017] Ivan Evtimov, Kevin Eykholt, Earlene Fernandes, Tadayoshi Kohno, Bo Li, Atul Prakash, Amir Rahmati, and Dawn Song. Robust physical-world attacks on machine learning models. *arXiv preprint arXiv:1707.08945*, 2017.
- [Goodfellow *et al.*, 2014] Ian Goodfellow, Jean Pouget-Abadie, Mehdi Mirza, Bing Xu, David Warde-Farley, Sherjil Ozair, Aaron Courville, and Yoshua Bengio. Generative adversarial nets. In *NIPS*, pages 2672–2680, 2014.
- [Goodfellow *et al.*, 2015] Ian Goodfellow, Jonathon Shlens, and Christian Szegedy. Explaining and harnessing adversarial examples. In *International Conference on Learning Representations*, 2015.
- [He *et al.*, 2016] Kaiming He, Xiangyu Zhang, Shaoqing Ren, and Jian Sun. Deep residual learning for image recognition. In *CVPR*, pages 770–778, 2016.
- [He *et al.*, 2017] Warren He, James Wei, Xinyun Chen, Nicholas Carlini, and Dawn Song. Adversarial example defenses: Ensembles of weak defenses are not strong. *arXiv preprint arXiv:1706.04701*, 2017.
- [Hinton *et al.*, 2015] Geoffrey Hinton, Oriol Vinyals, and Jeff Dean. Distilling the knowledge in a neural network. *arXiv preprint arXiv:1503.02531*, 2015.
- [Hu and Tan, 2017] Weiwei Hu and Ying Tan. Generating adversarial malware examples for black-box attacks based on GAN. *arXiv preprint arXiv:1702.05983*, 2017.
- [Isola *et al.*, 2017] Phillip Isola, Jun-Yan Zhu, Tinghui Zhou, and Alexei A Efros. Image-to-image translation with conditional adversarial networks. *CVPR*, 2017.
- [Krizhevsky and Hinton, 2009] Alex Krizhevsky and Geoffrey Hinton. Learning multiple layers of features from tiny images. 2009.
- [Kurakin *et al.*, 2018] Alexey Kurakin, Ian Goodfellow, Samy Bengio, Yinpeng Dong, Fangzhou Liao, Ming Liang, Tianyu Pang, Jun Zhu, Xiaolin Hu, Cihang Xie, et al. Adversarial attacks and defences competition. *arXiv preprint arXiv:1804.00097*, 2018.
- [LeCun and Cortes, 1998] Yann LeCun and Corrina Cortes. The MNIST database of handwritten digits. 1998.
- [Liu *et al.*, 2017] Yanpei Liu, Xinyun Chen, Chang Liu, and Dawn Song. Delving into transferable adversarial examples and black-box attacks. In *ICLR*, 2017.
- [Mao *et al.*, 2017] Xudong Mao, Qing Li, Haoran Xie, Raymond YK Lau, Zhen Wang, and Stephen Paul Smolley. Least squares generative adversarial networks. In *2017 IEEE International Conference on Computer Vision (ICCV)*, pages 2813–2821. IEEE, 2017.
- [Mađry *et al.*, 2017] Aleksander Mađry, Aleksandar Makelov, Ludwig Schmidt, Dimitris Tsipras, and Adrian Vladu. Towards deep learning models resistant to adversarial attacks. *arXiv:1706.06083 [cs, stat]*, June 2017.
- [Papernot *et al.*, 2016] Nicolas Papernot, Patrick McDaniel, Ian Goodfellow, Somesh Jha, Z Berkay Celik, and Ananthram Swami. Practical black-box attacks against deep learning systems using adversarial examples. *arXiv preprint*, 2016.
- [Szegedy *et al.*, 2014] Christian Szegedy, Wojciech Zaremba, Ilya Sutskever, Joan Bruna, Dumitru Erhan, Ian Goodfellow, and Rob Fergus. Intriguing properties of neural networks. In *ICLR*, 2014.
- [Tramèr *et al.*, 2017] Florian Tramèr, Alexey Kurakin, Nicolas Papernot, Dan Boneh, and Patrick McDaniel. Ensemble adversarial training: Attacks and defenses. *arXiv preprint arXiv:1705.07204*, 2017.
- [Xiao *et al.*, 2018] Chaowei Xiao, Jun-Yan Zhu, Bo Li, Warren He, Mingyan Liu, and Dawn Song. Spatially transformed adversarial examples. *arXiv preprint arXiv:1801.02612*, 2018.
- [Zagoruyko and Komodakis, 2016] Sergey Zagoruyko and Nikos Komodakis. Wide residual networks. *arXiv preprint arXiv:1605.07146*, 2016.

- [Zhu *et al.*, 2016] Jun-Yan Zhu, Philipp Krähenbühl, Eli Shechtman, and Alexei A Efros. Generative visual manipulation on the natural image manifold. In *ECCV*, pages 597–613. Springer, 2016.
- [Zhu *et al.*, 2017] Jun-Yan Zhu, Taesung Park, Phillip Isola, and Alexei A Efros. Unpaired image-to-image translation using cycle-consistent adversarial networks. *ICCV*, pages 2242–2251, 2017.