

BAYESIAN ESTIMATION OF A DECREASING DENSITY

GEURT JONGBLOED, FRANK VAN DER MEULEN, AND LIXUE PANG

ABSTRACT. Suppose X_1, \dots, X_n is a random sample from a bounded and decreasing density f_0 on $[0, \infty)$. We are interested in estimating such f_0 , with special interest in $f_0(0)$. This problem is encountered in various statistical applications and has gained quite some attention in the statistical literature. It is well known that the maximum likelihood estimator is inconsistent at zero. This has led several authors to propose alternative estimators which are consistent. As any decreasing density can be represented as a scale mixture of uniform densities, a Bayesian estimator is obtained by endowing the mixture distribution with the Dirichlet process prior. Assuming this prior, we derive contraction rates of the posterior density at zero by carefully revising arguments presented in [Salomond (2014)]. Several choices of base measure are numerically evaluated and compared. In a simulation various frequentist methods and a Bayesian estimator are compared. Finally, the Bayesian procedure is applied to current durations data described in [Keiding et al. (2012)].

1. INTRODUCTION

1.1. Setting. Consider an independent and identically distributed sample X_1, \dots, X_n from a bounded decreasing density f_0 on $[0, \infty)$. The problem of estimating f_0 based on the sample, only using the information that it is decreasing, has attracted quite some attention in the literature. One of the reasons for this is that the estimation problem arises naturally in several applications. See for instance the introductory section of [Kulikov & Lopuhaä (2006)], [Vardi (1989)], [Watson (1971)] and [Keiding et al. (2012)]. In all these examples, the sampling density f_0 can be expressed in terms of an underlying distribution function of interest H_0 :

$$f_0(x) = \frac{1 - H_0(x)}{\int_0^\infty y dH_0(y)}, \quad x \geq 0. \quad (1)$$

In words: the sampling density is proportional to a survival function of the distribution one is interested in, which is by definition decreasing. Having an estimate of the bounded decreasing density f_0 , an estimate of H_0 is obtained using the ‘inverse relation’

$$H_0(x) = 1 - \frac{f_0(x)}{f_0(0)}, \quad x \geq 0, \quad (2)$$

expressing H_0 in terms of f_0 .

Date: June 14, 2022.

2010 Mathematics Subject Classification. Primary: 62G07, Secondary: 62N01.

Key words and phrases. Bayesian nonparametrics, posterior consistency, concentration rate.

1.2. Literature overview. The most commonly used estimator for f_0 is the maximum likelihood estimator derived in [Grenander (1956)]. This estimator is defined as the maximizer of the log likelihood $\ell(f) = \sum_{i=1}^n \log f(X_i)$ over all decreasing density functions on $(0, \infty)$. The solution \hat{f}_n of this maximization problem can be graphically constructed. Starting from the empirical distribution \mathbb{F}_n based on X_1, \dots, X_n , the least concave majorant of \mathbb{F}_n can be constructed. This is a concave distribution function. The left-continuous derivative of this piecewise linear concave function yields the maximum likelihood (or Grenander) estimator for f_0 . For more details on the derivation of this estimate, see Section 2.2 in [Groeneboom & Jongbloed (2014)]. As can immediately be inferred from the characterization of the Grenander estimator,

$$\hat{f}_n(0) := \lim_{x \downarrow 0} \hat{f}_n(x) = \max_{1 \leq i \leq n} \frac{\mathbb{F}_n(X_i)}{X_i} \geq \frac{\mathbb{F}_n(X_{(1)})}{X_{(1)}} = \frac{1}{nX_{(1)}},$$

where $X_{(i)}$ denotes the i -th order statistic of the sample. Denoting convergence in distribution by \xrightarrow{d} ,

$$nf_0(0)X_{(1)} \xrightarrow{d} Y \quad \text{as } n \rightarrow \infty$$

where Y has the standard exponential distribution. It is clear that $\hat{f}_n(0)$ does not converge in probability to $f_0(0)$. This inconsistency of $\hat{f}_n(0)$ was first studied in [Woodroofe & Sun (1993)]. There it is also shown that

$$\frac{\hat{f}_n(0)}{f_0(0)} \xrightarrow{d} \sup_{t>0} \frac{N(t)}{t} \stackrel{d}{=} \frac{1}{U} \quad \text{as } n \rightarrow \infty,$$

where N is a standard Poisson process on $[0, \infty)$ and U is a standard uniform random variable.

It is clear from (2) that this inconsistency is undesirable, as estimating the distribution function of interest, H_0 , at any point $x > 0$, requires estimation of $f_0(0)$. Various approaches have been taken to obtain a consistent estimator of $f_0(0)$. The idea in [Kulikov & Lopuhaä (2006)] is to estimate $f_0(0)$ by \hat{f}_n evaluated at a small positive (but vanishing) number: $\hat{f}_n(cn^{-1/3})$ for some $c > 0$. There it is shown that the estimator is $n^{1/3}$ -consistent, assuming $f_0(0) < \infty$ and $|f'_0(0)| < \infty$.

A likelihood related approach was taken in [Woodroofe & Sun (1993)]. There a penalized log likelihood function is introduced, where the estimator is defined as maximizer of

$$\ell_\alpha(f) = \sum_{i=1}^n \log f(X_i) - \alpha n f(0).$$

For fixed $\alpha \geq 0$, this estimator can be computed explicitly by first transforming the data using a data dependent affine transformation and then applying the basic concave majorant algorithm to the empirical distribution function based these transformed data. It is shown (again, assuming $f_0(0) < \infty$ and $|f'_0(0)| < \infty$) that the optimal rate to choose α is $n^{-2/3}$. Then, the maximum penalized estimator $\hat{f}_{n, \hat{\alpha}_n}^P(0)$ is $n^{1/3}$ -consistent.

[Groeneboom & Jongbloed (2014)] proposed to estimate $f_0(0)$ by the histogram estimator $b_n^{-1}\mathbb{F}_n(b_n)$, where $\{b_n\}$ is a sequence of positive numbers with $b_n \rightarrow 0$ if $n \rightarrow \infty$. The bin widths b_n can e.g. be chosen by estimating the asymptotically Mean Squared

Error-optimal choice. Also this estimator is $n^{1/3}$ -consistent assuming $f_0(0) < \infty$ and $|f'_0(0)| < \infty$.

1.3. Approach. In this paper we take a Bayesian nonparametric approach to the problem. An advantage of the Bayesian setup is the ease of constructing credible regions. To construct frequentist analogues of these, confidence regions, can be quite cumbersome, relying on either bootstrap simulations or asymptotic arguments.

To formulate a Bayesian approach for estimating a decreasing density, note that any decreasing density on $[0, \infty)$ can be represented as a scale mixture of uniform densities:

$$f_G(x) = \int_0^\infty \psi_x(\theta) dG(\theta), \text{ where } \psi_x(\theta) = \theta^{-1} 1_{[0, \theta]}(x), \quad (3)$$

where G is a distribution function concentrated on the positive half line. Therefore, by endowing the mixing measure with a prior distribution we obtain the posterior distribution of the decreasing density, and in particular of $f_0(0)$. A convenient and well studied prior for distribution functions on the real line is the Dirichlet process (DP) prior (see for instance [Ferguson (1973)] and [Van der Vaart and Ghosal (2017)]). This prior contains two parameters: the concentration parameter, usually denoted by α , and the base measure, which we will denote by G_0 . The approach where a prior is obtained by putting a Dirichlet process prior on G in (3) was previously considered in [Salomond (2014)]. In that paper, the asymptotic properties of the posterior in a frequentist setup are studied. More specifically, contraction rates are derived to quantify the performance of the Bayesian procedure. This is a rate for which we can shrink balls around the true parameter value, while maintaining most of the posterior mass. More formally, if L is a semimetric on the space of density functions, a contraction rate ε_n is a sequence of positive numbers $\varepsilon_n \downarrow 0$ for which the posterior mass of the balls $\{f : L(f, f_0) \leq \varepsilon_n\}$ converges in probability to 1 as $n \rightarrow \infty$, when assuming X_1, X_2, \dots are independent and identically distributed with density f_0 . A general discussion on contraction rates is given in [Van der Vaart and Ghosal (2017)].

1.4. Contributions. In Theorem 4 in [Salomond (2014)] the rate $(\log n/n)^{2/9}$ is derived for pointwise loss at any $x > 0$. For $x = 0$, only posterior consistency is derived, essentially under the assumption that the base measure admits a density g_0 for which there exists $1 < a_1 \leq a_2$ such that $e^{-a_1/\theta} \lesssim g_0(\theta) \lesssim e^{-a_2/\theta}$ when θ is sufficiently small (theorem 4). These are interesting results, though one would hope to prove the rate $n^{-1/3}$ for all $x \geq 0$. Under specific conditions on the underlying density, this rate is attained by estimators to be discussed in section 4. We explain why the techniques in the proof of [Salomond (2014)] cannot be used to obtain rates at zero and present an alternative proof (using different arguments). This proof not only reveals consistency, but also yields contraction rate equal to $n^{-1/6}$ (up to log factors). This rate is not optimal, but does strengthen the consistency result. We argue that with the present method of proof a better rate is not easily obtained. Many results from [Salomond (2014)] are important ingredients to the proof we present. The first key contribution of this paper is to derive the claimed contraction rate, combining some of Salomond's results with new arguments.

We also address computational aspects of the problem and show how draws from the posterior can be obtained using the algorithm presented in [Neal (2000)]. Using this algorithm we conduct four studies.

- For a fixed dataset, we compare the performance of the posterior mean under various choices of base measure for the Dirichlet process.
- We investigate empirically the rate of convergence of the Bayesian procedure for estimating the density at zero when $g_0(\theta) \sim e^{-1/\theta}$ or $g_0(\theta) \sim \theta$ for $\theta \downarrow 0$. The simulation results suggest that for both choices of base measure the rate is $n^{-1/3}$. If $g_0(\theta) \sim e^{-1/\theta}$ this implies that the derived rate $n^{-1/6}$ (up to log factors) is indeed suboptimal, as anticipated by [Salomond (2014)]. If $g_0(\theta) \sim \theta$ the rate $n^{-1/3}$ is interesting, as it contradicts the belief that “due to the similarity to the maximum likelihood estimator, the posterior distribution is in this case not consistent” (page 1386 in [Salomond (2014)]).
- We compare the behaviour of various proposed frequentist methods and the Bayesian method for estimating $f_0(0)$. Here we vary the sample sizes and consider both the Exponential and half-Normal distribution as true data generating distributions.
- We construct pointwise credible sets in a real data example, using data from [Keiding et al. (2012)].

1.5. Outline. In section 2 we derive pointwise contraction rates for the density evaluated at x , for any $x \geq 0$. In section 3 a Markov Chain Monte Carlo method for obtaining draws from the posterior is given, based on the results of [Neal (2000)]. This is followed by a review of some existing methods to consistently estimate f_0 at zero. Section 5 contains numerical illustrations. The appendix contains some technical results.

1.6. Frequently used notation. For two sequences $\{a_n\}$ and $\{b_n\}$ of positive real numbers, the notation $a_n \lesssim b_n$ (or $b_n \gtrsim a_n$) means that there exists a constant $C > 0$ that is independent of n and such that $a_n \leq Cb_n$. We write $a_n \asymp b_n$ if both $a_n \lesssim b_n$ and $a_n \gtrsim b_n$ hold. We denote by F and F_0 the cumulative distribution functions corresponding to the probability densities f and f_0 respectively. We denote the L_1 -distance between two density functions f and g by $L_1(f, g)$, i.e. $L_1(f, g) = \int |f(x) - g(x)| dx$. The Kullback-Leibler divergence ‘from f to f_0 ’ is denoted by $KL(f, f_0) = \int f(x) \log \frac{f(x)}{f_0(x)} dx$.

2. POINTWISE POSTERIOR CONTRACTION RATES

Let \mathcal{F} denote the collection of all bounded decreasing densities on $[0, \infty)$. Denote the distribution of $X^n = (X_1, \dots, X_n)$ under f by \mathbb{P}_f and expectation under \mathbb{P}_f by \mathbb{E}_f . In this section we are interested in the asymptotic behaviour of the posterior distribution of $f(x)$ in a frequentist setup. This entails that we study the behaviour of the posterior distribution on \mathcal{F} while assuming a true underlying density f_0 . Set $\mathbb{P}_0 = \mathbb{P}_{f_0}$ and $\mathbb{E}_0 = \mathbb{E}_{f_0}$. Denote the prior measure on \mathcal{F} by Π and the posterior measure by $\Pi(\cdot | X^n)$.

Given a loss function L on \mathcal{F} , we say that the posterior is consistent with respect to L if for any $\varepsilon > 0$, $\mathbb{E}_0 \Pi(L(f, f_0) > \varepsilon | X^n) \rightarrow 0$ when $n \rightarrow \infty$. If $\{\varepsilon_n\}$ is a sequence that

tends to zero, then we say that the posterior contracts at rate ε_n (with respect to L) if $\mathbb{E}_0 \Pi(L(f, f_0) > \varepsilon_n \mid X^n) \rightarrow 0$ when $n \rightarrow \infty$. The rate $\{\varepsilon_n\}$ is called a contraction rate.

[Salomond (2014)] derived contraction rates based on the Dirichlet process prior for the L^1 -, Hellinger- and pointwise loss function.

In the following theorem we derive sufficient conditions for posterior contraction in terms of the behaviour of the density of the base measure near zero. In that, we closely follow the line of proof in [Salomond (2014)]. Although the argument in [Salomond (2014)] for proving posterior contraction rate ϵ_n for $f_0(x)$ with $x > 0$ is correct, we prove the theorem below for $x \geq 0$ rather than only for $x = 0$. The reason for this is twofold: (i) many steps in the proof for $x > 0$ are also used in the proof for $x = 0$; (ii) we obtain one theorem covering pointwise contraction rates for all $x \geq 0$. For the base measure we have the following assumption.

Assumption 1. The distribution function of the base measure, G_0 , has a strictly positive Lebesgue density g_0 on $(0, \infty)$. There exists positive numbers $\theta_0, \underline{a}, \bar{a}, \underline{k}, \bar{k}$ such that

$$\underline{k}e^{-\underline{a}/\theta} \leq g_0(\theta) \leq \bar{k}e^{-\bar{a}/\theta} \quad \text{for all } \theta \in (0, \theta_0). \quad (4)$$

For the data generating density we assume

Assumption 2. The data generating density $f_0 \in \mathcal{F}$ and

- there exists an $x_0 > 0$ such that $\sup_{x \in [0, x_0]} |f_0'(x)| < \infty$;
- there exist positive constants β and τ such that $f_0(x) \leq e^{-\beta x^\tau}$ for x sufficiently large.

Theorem 2 in [Salomond (2014)] asserts the existence of a positive constant C such that

$$\Pi \left(f \in \mathcal{F} : L_1(f, f_0) \geq C \left(\frac{\log n}{n} \right)^{1/3} (\log n)^{1/\tau} \mid X^n \right) \rightarrow 0, \quad \mathbb{P}_0\text{-almost surely } (n \rightarrow \infty).$$

This result will be used in the proof for deriving an upper bound on the pointwise contraction rate of the posterior at zero.

Theorem 3. Let X_1, X_2, \dots be independent random variables, each with density f_0 satisfying assumption 2. Let Π be the prior distribution on \mathcal{F} that is obtained via (3), where $G \sim DP(G_0, \alpha)$ and G_0 satisfies assumption 1. For any $x \in [0, \infty)$ with $f_0'(x) < 0$ there exists a constant $C > 0$ such that,

$$\mathbb{E}_0 \Pi \left(f \in \mathcal{F} : |f(x) - f_0(x)| > C \eta_n(x) \mid X^n \right) \rightarrow 0.$$

for $n \rightarrow \infty$. Here

$$\eta_n(x) = \begin{cases} (\log n/n)^{2/9} & \text{if } x > 0 \\ n^{-1/6}(\log n)^\beta & \text{if } x = 0 \end{cases},$$

with $\beta > 1/(2\tau) + 3/2$.

In the proof we will use the following lemmas.

Lemma 4. Let $\epsilon_n = (\log n/n)^{1/3}$ and f_0 satisfy assumption 2. Define

$$D_n = \int \prod_{i=1}^n \frac{f(X_i)}{f_0(X_i)} d\Pi(f). \quad (5)$$

There exist strictly positive constants c_1 and c_2 such that

$$\mathbb{P}_0 \left(D_n < c_1 e^{-c_2 n \epsilon_n^2} \right) = o(1) \quad \text{as } n \rightarrow \infty. \quad (6)$$

Proof. See appendix A and lemma 8 of [Salomond (2014)]. \square

Lemma 5. Let Π be the prior distribution on \mathcal{F} that is obtained via (3), where $G \sim DP(G_0, \alpha)$ and G_0 satisfies assumption 1. Then for $\{x_n\}$ (possibly constant) sequence in $(0, \theta_0)$,

$$\Pi(\{f : f(0) - f(x) \geq A\}) \leq \frac{\bar{k}}{aA} x e^{-a/x} \quad \text{for every } A > 0.$$

Proof. By the mixture representation of decreasing function f , (3), and Markov's inequality we have

$$\Pi(\{f : f(0) - f(x) \geq A\}) \leq \Pi \left(\int_0^x \theta^{-1} dG(\theta) \geq A \right) \leq A^{-1} \int_0^x \theta^{-1} g_0(\theta) d\theta.$$

By assumption 1 this is bounded by

$$\begin{aligned} \bar{k} A^{-1} \int_0^x \theta^{-1} e^{-a/\theta} d\theta &= \bar{k} A^{-1} \int_{1/x}^{\infty} u^{-1} e^{-au} du \\ &\leq \bar{k} A^{-1} x \int_{1/x}^{\infty} e^{-au} du = \bar{k} (aA)^{-1} x e^{-a/x}. \end{aligned}$$

\square

We now give the proof of Theorem 3.

Proof. The posterior measure of a measurable set $\mathcal{E} \subset \mathcal{F}$ is given by

$$\Pi(\mathcal{E} \mid X^n) = D_n^{-1} \int_{\mathcal{E}} \prod_{i=1}^n \frac{f(X_i)}{f_0(X_i)} d\Pi(f),$$

where D_n is as defined in (5). By lemma 4 there exist positive constants c_1 and c_2 such that $\mathbb{P}_0(\mathcal{D}_n) = o(1)$, where $\mathcal{D}_n = \{D_n < c_1 e^{-c_2 n \epsilon_n^2}\}$. Let $C > 0$. Define $B_n(x) = \{f \in$

$\mathcal{F}: \{f(x) - f_0(x) > C\eta_n(x)\}$ and consider (test-) functions $\Phi_n: \mathbb{R} \rightarrow [0, 1]$. We bound

$$\begin{aligned}
& \mathbb{E}_0 \Pi(B_n(x) \mid X^n) \\
&= \mathbb{E}_0 \Pi(B_n(x) \mid X^n) 1_{\mathcal{D}_n} + \mathbb{E}_0 \Pi(B_n(x) \mid X^n) 1_{\mathcal{D}_n^c} \Phi_n(x) \\
&\quad + \mathbb{E}_0 \Pi(B_n(x) \mid X^n) 1_{\mathcal{D}_n^c} (1 - \Phi_n(x)) \\
&\leq \mathbb{E}_0 [1_{\mathcal{D}_n}] + \mathbb{E}_0(\Phi_n(x)) + \mathbb{E}_0 \left[D_n^{-1} \int_{B_n(x)} \prod_{i=1}^n \frac{f(X_i)}{f_0(X_i)} (1 - \Phi_n(x)) d\Pi(f) 1_{\mathcal{D}_n^c} \right] \\
&\leq \mathbb{P}_0(\mathcal{D}_n) + \mathbb{E}_0(\Phi_n(x)) + c_1^{-1} e^{c_2 n \epsilon_n^2} \mathbb{E}_0 \int_{B_n(x)} \prod_{i=1}^n \frac{f(X_i)}{f_0(X_i)} (1 - \Phi_n(x)) d\Pi(f) \\
&= o(1) + \mathbb{E}_0(\Phi_n(x)) + c_1^{-1} e^{c_2 n \epsilon_n^2} \int_{B_n(x)} \mathbb{E}_f(1 - \Phi_n(x)) d\Pi(f). \tag{7}
\end{aligned}$$

To construct the specific test functions $\Phi_n(x)$, we distinguish between $x > 0$ and $x = 0$. First consider $x > 0$ and define $\eta_n = (\log n/n)^{2/9}$, which is the rate we will derive. Fix a sequence $\{c_n\} \downarrow 0$ such that $c_n \leq C^2 \eta_n^2/16$. Fix a constant $c' > 0$ and choose test function $\Phi_n(x) = \max(\varphi_n^+(x), \varphi_n^-(x))$, where

$$\begin{aligned}
\varphi_n^+(x) &= 1 \left\{ n^{-1} \sum_{i=1}^n 1_{[x-c'C\eta_n, x]}(X_i) - \int_{x-c'C\eta_n}^x f_0(t) dt > c_n \right\} \\
\varphi_n^-(x) &= 1 \left\{ n^{-1} \sum_{i=1}^n 1_{[x, x+c'C\eta_n]}(X_i) - \int_x^{x+c'C\eta_n} f_0(t) dt < -c_n \right\}. \tag{8}
\end{aligned}$$

From the proofs of theorems 3 and 5 in [Salomond (2014)] it follows that there exists a constant $C' > 0$ such that

$$\begin{aligned}
& \mathbb{E}_0 \Phi_n(x) = o(1) \\
& \sup_{f \in B_{n2}(x)} \mathbb{E}_f(1 - \Phi_n(x)) \leq e^{-C'n(C\eta_n)^3} = e^{-C'C^3 n \epsilon_n^2}.
\end{aligned}$$

Substituting these bounds into (7) and choosing $C > (c_2/C')^{1/3}$ shows that $\mathbb{E}_0 \Pi(B_n(x) \mid X^n) \rightarrow 0$ as $n \rightarrow \infty$. This finishes the proof for $x > 0$.

We now consider the case $x = 0$ and let $\tilde{\eta}_n = n^{-1/6}(\log n)^\beta$ for $\beta > 0$ to be determined later (the rate we will derive for $x = 0$). Define subsets

$$\begin{aligned}
B_n^+(0) &= \{f \in \mathcal{F}: f(0) - f_0(0) > C\tilde{\eta}_n\} \\
B_n^-(0) &= \{f \in \mathcal{F}: f(0) - f_0(0) < -C\tilde{\eta}_n\}.
\end{aligned}$$

As $B_n(0) = B_n^+(0) \cup B_n^-(0)$, $\Pi(B_n(0) \mid X^n) \leq \Pi(B_n^+(0) \mid X^n) + \Pi(B_n^-(0) \mid X^n)$. For bounding $\mathbb{E}_0 \Pi(B_n^-(0) \mid X^n)$, we define the test function $\Phi_n^-(0)$ by $\Phi_n^-(0) := \varphi_n^-(0)$, with $\varphi_n^-(0)$ as defined in (8). Then it follows from the inequalities in (7), applied with $B_n^-(0)$ instead of $B_n(x)$, that $\mathbb{E}_0 \Pi(B_n^-(0) \mid X^n) = o(1)$ as $n \rightarrow \infty$.

For bounding $\mathbb{E}_0 \Pi(B_n^+(0) \mid X^n)$, we also use the inequalities in (7), applied with $B_n^+(0)$ instead of $B_n(x)$. However, we also intersect with the event

$$A_n = \{f: L_1(f, f_0) \leq C\epsilon_n(\log n)^{1/\tau}\}$$

to obtain

$$\mathbb{E}_0 \Pi(B_n^+(0) \mid X^n) \leq o(1) + \mathbb{E}_0(\Phi_n(0)) + c_1^{-1} e^{c_2 n \epsilon_n^2} \int_{B_n^+(0) \cap A_n} \mathbb{E}_f(1 - \Phi_n(0)) d\Pi(f).$$

This holds true since theorem 2 in [Salomond (2014)] gives $\Pi(A_n^c \mid X^n) \rightarrow 0$, \mathbb{P}_0 -almost surely.

Now define

$$\Phi_n^+(0) = 1 \left\{ n^{-1} \sum_{i=1}^n 1_{[0, \xi_n]}(X_i) - \int_0^{\xi_n} f_0(t) dt > \tilde{c}_n \right\},$$

where

$$\xi_n = n^{-1/3}(\log n)^{-1} \quad \text{and} \quad \tilde{c}_n = \frac{C}{3\sqrt{n}(\log n)^{1-\beta}}. \quad (9)$$

Note that $\tilde{c}_n = C\xi_n \tilde{\eta}_n/3$. By Bernstein's inequality ([Van der Vaart (1998)], lemma 19.32),

$$\mathbb{E}_0 \Phi_n^+(0) \leq 2 \exp \left(-\frac{1}{4} \frac{n \tilde{c}_n^2}{M \xi_n + \tilde{c}_n} \right) = o(1).$$

Here we bound the second moment of $1_{[0, \xi_n]}(X_i)$ under \mathbb{P}_0 by $f_0(0)\xi_n$ and use that $f_0(0) \leq M$.

It remains to bound

$$I := e^{c_2 n \epsilon_n^2} \int_{B_n^+(0) \cap A_n} \mathbb{E}_f(1 - \Phi_n^+(0)) d\Pi(f).$$

Define, for a given sequence $\{w_n\}$ of positive numbers tending to zero,

$$\Omega_n = \{f : f(0) - f(\xi_n) \geq w_n\}.$$

We bound $I \leq I_1 + I_2$, where

$$I_1 = e^{c_2 n \epsilon_n^2} \Pi(\Omega_n)$$

$$I_2 = e^{c_2 n \epsilon_n^2} \int_{B_n^+(0) \cap \Omega_n^c \cap A_n} \mathbb{P}_f \left(\frac{1}{n} \sum_{i=1}^n 1_{[0, \xi_n]}(X_i) - \int_0^{\xi_n} f_0(t) dt \leq \tilde{c}_n \right) d\Pi(f).$$

By lemma 5, applied with $A = w_n$ and $x = \xi_n$, we can bound $\Pi(\Omega_n)$ and get

$$I_1 \leq e^{c_2 n \epsilon_n^2} \frac{\bar{k}}{\bar{a}} w_n^{-1} \xi_n e^{-\bar{a}/\xi_n}. \quad (10)$$

Upon taking $w_n = C\tilde{\eta}_n/3$, we obtain that $I_1 \rightarrow 0$ ($n \rightarrow \infty$), by choice of ξ_n .

For bounding I_2 , suppose $f \in B_n^+(0) \cap \Omega_n^c \cap A_n$ and $f \sim \Pi$. Since both f and f_0 are nonincreasing we have

$$\int_0^{\xi_n} (f(t) - f_0(t)) dt \geq (f(\xi_n) - f_0(0))\xi_n.$$

Hence

$$\begin{aligned} \int_0^{\xi_n} f_0(t) dt &\leq \int_0^{\xi_n} f(t) dt + (f_0(0) - f(\xi_n))\xi_n \\ &\leq \int_0^{\xi_n} f(t) dt + \xi_n(f_0(0) - f(0) + w_n), \end{aligned}$$

the final inequality being a consequence of $f \in \Omega_n^c$. Since for $f \in B_n^+(0)$ we have $f_0(0) - f(0) \leq -C\tilde{\eta}_n$ we get

$$\int_0^{\xi_n} f_0(t) dt \leq \int_0^{\xi_n} f(t) dt + \xi_n(w_n - C\tilde{\eta}_n).$$

Using the derived bound we see that

$$I_2 \leq e^{c_2 n \epsilon_n^2} \int_{B_n^+(0) \cap \Omega_n^c \cap A_n} \mathbb{P}_f \left(\sqrt{n} \left(\frac{1}{n} \sum_{i=1}^n \mathbf{1}_{[0, \xi_n]}(X_i) - \int_0^{\xi_n} f(t) dt \right) \leq -v_n \right) d\Pi(f),$$

where

$$v_n = -\sqrt{n}(\tilde{c}_n + \xi_n(w_n - C\tilde{\eta}_n)). \quad (11)$$

By choice of w_n and \tilde{c}_n , $v_n = C\sqrt{n}\tilde{\eta}_n\xi_n/3$ is positive (recall that \tilde{c}_n is defined in (9)). Using that f is nonincreasing and that $f \in A_n$ we get

$$\begin{aligned} \mathbb{E}_f \mathbf{1}_{[0, \xi_n]}(X_1) &= \int_0^{\xi_n} f(t) dt \leq \|f_0 - f\|_1 + \xi_n f_0(0) \\ &\leq C\epsilon_n(\log n)^{1/\tau} + M\xi_n \leq \bar{M}n^{-1/3}(\log n)^{\bar{\tau}}, \end{aligned}$$

where $\bar{M} = 2C$ and $\bar{\tau} = 1/\tau + 1/3$. Bernstein's inequality gives

$$I_2 \leq 2e^{c_2 n \epsilon_n^2} \exp \left(-\frac{1}{4} \frac{v_n^2}{\bar{M}n^{-1/3}(\log n)^{\bar{\tau}} + v_n/\sqrt{n}} \right).$$

If we take $\tilde{\eta}_n = n^{-1/6}(\log n)^\beta$, then

$$\frac{v_n^2}{\bar{M}n^{-1/3}(\log n)^{\bar{\tau}} + v_n/\sqrt{n}} \asymp n^{1/3}(\log n)^{2\beta-2-\bar{\tau}}.$$

This tends to infinity faster than $n\epsilon_n^2 = n^{1/3}(\log n)^{2/3}$ whenever $2\beta - 2 - \bar{\tau} > 2/3$, i.e. when $\beta > 4/3 + \bar{\tau}/2 = 1/(2\tau) + 3/2$. \square

Remark 6. The derived rate is far from optimal but cannot be easily improved upon with the present type of proof. At first sight, one may wonder whether the tests $\Phi_n^+(0)$ can be improved upon by choosing different sequences $\{\tilde{c}_n\}$ and w_n . Unfortunately, this does not help. To see this, for bounding I_2 with Bernstein's inequality we need that v_n in (11) is positive. This restriction is however determined by $\xi_n\tilde{\eta}_n$. The choice of ξ_n cannot be much improved upon, as its choice is restricted by ensuring that the bound on I_1 , as given in (10), tends to zero. This implies that we can take $1/\xi_n \asymp n^{1/3}(\log n)^\delta$, with $\delta > 2/3$, which is a minor improvement over the chosen value of $\delta = 1$ in the proof.

2.1. A difficulty in the proof of theorem 4 in [Salomond (2014)]. The construction of the tests $\{\Phi_n^+(0)\}$ is new. In [Salomond (2014)] a different argument is used, which we now shortly review (it is given in section 3.3 of that paper). Let $\{h_n\}$ be a sequence of positive numbers. Trivially, we have

$$f(0) - f_0(0) = f(0) - f(h_n) + f(h_n) - f_0(0).$$

Since both f and f_0 are nonincreasing, $f(h_n) \leq f(x)$ and $f_0(0) \geq f_0(x)$, for all $x \in [0, h_n]$. Hence,

$$f(0) - f_0(0) \leq f(0) - f(h_n) + f(x) - f_0(x), \quad \text{for all } x \in [0, h_n].$$

This implies

$$f(0) - f_0(0) \leq f(0) - f(h_n) + h_n^{-1} L_1(f, f_0).$$

Using this bound, we get

$$\begin{aligned} \mathbb{E}_0 \Pi(f(0) - f_0(0) > C\tilde{\eta}_n \mid X^n) &\leq \mathbb{E}_0 \Pi(f(0) - f(h_n) > C\tilde{\eta}_n/2 \mid X^n) \\ &\quad + \mathbb{E}_0 \Pi(L_1(f, f_0) > C\tilde{\eta}_n h_n/2 \mid X^n). \end{aligned} \quad (12)$$

Choose $\tilde{\eta}_n$ and h_n such that $\tilde{\eta}_n h_n = 2\varepsilon_n$. Theorem 1 in [Salomond (2014)] implies that the second term on the right-hand-side tends to zero. We aim to choose $\tilde{\eta}_n$ such that the first term on the right-hand-side in (12) also tends to zero. This term can be dealt with using lemma 4:

$$\begin{aligned} \mathbb{E}_0 \Pi(f(0) - f(h_n) > C\tilde{\eta}_n/2 \mid X^n) &\leq \mathbb{P}_0(\mathcal{D}_n) + e^{cn\varepsilon_n^2} \Pi(f(0) - f(h_n) > C\tilde{\eta}_n/2) \\ &= o(1) + e^{cn\varepsilon_n^2} \Pi(f(0) - f(h_n) > C\tilde{\eta}_n/2). \end{aligned}$$

Using lemma 5, the second term on the right-hand-side can be bounded by

$$\frac{2\bar{k}}{aC} \frac{h_n}{\tilde{\eta}_n} e^{cn\varepsilon_n^2 - \bar{a}h_n^{-1}} \asymp \frac{h_n^2}{\varepsilon_n} e^{cn\varepsilon_n^2 - \bar{a}h_n^{-1}}$$

Since $n\varepsilon_n^2 = n^{1/3}(\log n)^{2/3}$, the right-hand-side in the preceding display tends to zero ($n \rightarrow \infty$) upon choosing $h_n^{-1} \asymp n^{1/3}(\log n)^\beta$ and $\beta > 2/3$. This yields

$$\tilde{\eta}_n \asymp \varepsilon_n h_n^{-1} \asymp (\log n)^{\beta+1/3},$$

which unfortunately does not tend to zero. Hence, we do not see how the presented argument can yield pointwise consistency of the posterior at zero.

2.2. Attempt to fix the proof by adjusting the condition on the base measure.

A natural attempt to fix the argument consists of changing the condition on the base measure. If (4) would be replaced with

$$\underline{k}e^{-\underline{a}/\theta^\gamma} \leq g_0(\theta) \leq \bar{k}e^{-\bar{a}/\theta^\gamma} \quad \text{for all } \theta \in (0, \theta_0), \quad (13)$$

then lemma 5 would give the bound

$$\Pi(\{f : f(0) - f(x) \geq A\}) \leq \frac{\bar{k}}{\bar{a}A} x e^{-\bar{a}/x^\gamma}.$$

Now we can repeat the argument and check whether it is possible to choose γ and $\{h_n\}$ such that both $\tilde{\eta}_n \rightarrow 0$ and

$$\frac{h_n^2}{\varepsilon_n} e^{cn\varepsilon_n^2 - \bar{a}h_n^{-\gamma}} = o(1) \quad (14)$$

hold true simultaneously. The requirement $\tilde{\eta}_n \rightarrow 0$ leads to taking $h_n = n^{-1/3}(\log n)^\beta$, with $\beta > 1/3$. With this choice for h_n , equation (14) can only be satisfied if $\gamma > 1$. Now if we assume (13) with $\gamma > 1$, then we need to check whether lemma 4 is still valid. This is a delicate issue as we need to trace back in which steps of its proof the assumption on the base measure is used. In appendix B of [Salomond (2014)] it is shown that the result in lemma 4 follows upon proving that

$$\Pi(\mathcal{S}_n) \geq \exp(-c_1 n \varepsilon_n^2), \quad (15)$$

with $\varepsilon_n = (\log n/n)^{1/3}$ (as in the statement of the lemma). Here, the set \mathcal{S}_n is defined as

$$\mathcal{S}_n = \left\{ f : KL(f_{0,n}, f_n) \leq \varepsilon_n^2, \int f_{0,n}(x) \left(\log \frac{f(x)}{f_0(x)} \right)^2 dx \leq \varepsilon_n^2, \int_0^{\theta_n} f(x) dx \geq 1 - \varepsilon_n^2 \right\},$$

where

$$\theta_n = F_0^{-1}(1 - \varepsilon_n/(2n)), \quad f_n(\cdot) = \frac{f(\cdot)I_{[0, \theta_n]}(\cdot)}{F(\theta_n)}, \quad f_{0,n}(\cdot) = \frac{f_0(\cdot)I_{[0, \theta_n]}(\cdot)}{F_0(\theta_n)}.$$

In lemma 8 of [Salomond (2014)] it is proved that $\Pi(\mathcal{S}_n) \gtrsim \exp(-C_1 \varepsilon_n^{-1} \log \varepsilon_n)$ for some constant $C_1 > 0$, which implies the specific rate ε_n . The proof of this lemma is rather complicated, the key being to establish the existence of a set $\mathcal{N}_n \subset \mathcal{S}_n$ for which $\Pi(\mathcal{N}_n) \gtrsim \exp(-C_1 \varepsilon_n^{-1} \log \varepsilon_n)$. Next, upon tracking down at which place the prior mass condition is used for that result (see appendix A), we find that it needs to be such that

$$\sum_{i=1}^{m_n} \log G_0(U_i) \gtrsim \varepsilon_n^{-1} \log \varepsilon_n \quad (16)$$

where $m_n \asymp \varepsilon_n^{-1}$ and $U_i = (i\varepsilon_n, (i+1)\varepsilon_n]$ (see in particular inequality (22) in the appendix). Now assume (13), then

$$G_0(U_i) \geq \underline{k} \int_{U_i} e^{-\underline{a}/\theta^\gamma} d\theta \geq \underline{k} \varepsilon_n \exp(-\underline{a}(i\varepsilon_n)^{-\gamma})$$

Hence

$$\begin{aligned} \sum_{i=1}^{m_n} \log G_0(U_i) &\gtrsim \log \underline{k} + \varepsilon_n^{-1} \log \varepsilon_n - \underline{a} \sum_{i=1}^n (i\varepsilon_n)^{-\gamma} \\ &\gtrsim \log \underline{k} + \varepsilon_n^{-1} \log \varepsilon_n - \varepsilon_n^{-\gamma}, \end{aligned}$$

if $\gamma > 1$ (which we need to assume for (14) to hold). From this inequality we see that (16) can only be satisfied if $\gamma \in (0, 1]$. We conclude that with the line of proof in [Salomond (2014)] the outlined problem in the proof of consistency near zero cannot be fixed by adjusting the prior to (13): one inequality requires $\gamma > 1$, while another inequality requires $\gamma \in (0, 1]$ and these inequalities need to hold true jointly.

3. GIBBS SAMPLING IN THE DMP MODEL

Since a decreasing density can be represented as a scale mixture of uniform densities (see (3)) and the mixing measure is chosen according to a Dirichlet process, the model is a special instance of a so-called Dirichlet Mixture Model. Algorithms for drawing from the posterior in such models have been studied in many papers over the past two decades, a key reference being [Neal (2000)]. Here we shortly discuss the algorithm coined “algorithm 2” in that paper. We assume G_0 has a density g_0 with respect to Lebesgue measure.

Let $\#(x)$ denote the number of distinct values in the vector x and let x_{-i} denote the vector obtained by removing the i -th element of x . Denote by $\vee(x)$ and $\wedge(x)$ the maximum and minimum of all elements in the vector x respectively.

The starting point for the algorithm is a construction to sample from the DPM model:

$$\begin{aligned} Z &:= (Z_1, \dots, Z_n) \sim CRP(\alpha) \\ \Theta_1, \dots, \Theta_{\#(Z)} &\stackrel{\text{iid}}{\sim} G_0 \\ X_1, \dots, X_n \mid \Theta_1, \dots, \Theta_{\#(Z)}, Z_1, \dots, Z_n &\stackrel{\text{iid}}{\sim} Unif(0, \Theta_{Z_i}). \end{aligned} \tag{17}$$

Here $CRP(\alpha)$ denotes the “Chinese Restaurant Process” prior, which is a distribution on the set of partitions of the integers $\{1, 2, \dots, n\}$. This distribution is most easily described in a recursive way. Initialize by setting $Z_1 = 1$. Next, given Z_1, \dots, Z_i , let $L_i = \#(Z_1, \dots, Z_i)$ and set

$$Z_{i+1} = \begin{cases} L_i + 1 & \text{with probability } \alpha/(i + \alpha) \\ k & \text{with probability } N_k/(i + \alpha). \end{cases}$$

where k varies over $\{1, \dots, L_i\}$ and $N_k = \sum_{j=1}^i \mathbf{1}\{Z_j = k\}$ is the number of current Z_j ’s equal to k . In principle this process can be continued indefinitely, but for our purposes it ends after n steps. One can interpret the vector Z as a partitioning of the index set $\{1, \dots, n\}$ (and hence the data $X = (X_1, \dots, X_n)$) into $\#(Z)$ disjoint sets (sometimes called “clusters”). For ease of notation, write $\Theta = (\Theta_1, \dots, \Theta_{\#(Z)})$.

An algorithm for drawing from the posterior of (Z, Θ) is obtained by successive substitution sampling (also known as Gibbs sampling), where the following two steps are iterated:

- (1) sample $\Theta \mid (X, Z)$;
- (2) sample $Z \mid (X, \Theta)$.

The first step entails sampling from the posterior within each cluster. For the k -th component of Θ , Θ_k , this means sampling from

$$f_{\Theta_k \mid X, Z}(\theta_k \mid x, z) \propto f_{\Theta_k}(\theta_k) \prod_{j: z_j = k} f_{X_j \mid \Theta_k}(x_j \mid \theta_k) = g_0(\theta_k) \prod_{j: z_j = k} \psi(x_j \mid \theta_k). \tag{18}$$

Sampling $Z \mid (X, \Theta)$ is done by cycling over all Z_i ($1 \leq i \leq n$) iteratively. For $i \in \{1, \dots, n\}$ and $k \in \{1, \dots, 1 + \vee(Z)\}$ we have

$$\begin{aligned} f_{Z_i|Z_{-i}, X, \Theta}(k \mid z_{-i}, x, \theta) &\propto f_{X_i|Z_i, Z_{-i}, \Theta}(x_i \mid k, z_{-i}, \theta) f_{Z_i|Z_{-i}, \Theta}(k \mid z_{-i}, \theta) \\ &= f_{X_i|\Theta_{Z_i}}(x_i \mid \theta_k) f_{Z_i|Z_{-i}}(k \mid z_{-i}) \end{aligned}$$

The right-hand-side of this display equals

$$\begin{aligned} &\frac{N_{k,-i}}{n-1+\alpha} \psi(x_i \mid \theta_k) && \text{if } 1 \leq k \leq \vee(Z), \\ &\frac{\alpha}{n-1+\alpha} \int \psi(x_i \mid \theta) dG_0(\theta) && \text{if } k = 1 + \vee(Z), \end{aligned}$$

where $N_{k,-i} = \sum_{j \in \{1, \dots, n\} \setminus \{i\}} \mathbf{1}\{Z_j = k\}$. The expression for $k = 1 + \vee(Z)$ follows since in that case sampling from $X_i \mid \Theta_k$ boils down to sampling from the marginal distribution of X_i .

It may happen that over subsequent iterations of the Gibbs sampler certain clusters disappear. Then $\#(Z)$ and $\vee(Z)$ will not be the same. If this happens, the Θ_j corresponding to the disappearing cluster is understood to be removed from the vector Θ (because the cluster becomes “empty”, the prior and posterior distribution of such a Θ_j are equal). The precise labels do not have a specific meaning and are only used to specify the partitioning into clusters.

In this step we need to evaluate $\int \psi(x_i \mid \theta) dG_0(\theta)$. One option is to numerically evaluate this quantity for $i = 1, \dots, n$ (it only needs to be evaluated once). Alternatively, the “no-gaps” algorithm of [MacEachern and Müller (1998)] or “algorithm 8” of [Neal (2000)] can be used and refer for further details to these papers.

It is well known (see e.g. [Ferguson (1973)]) that $G \mid \Theta_1, \dots, \Theta_n \sim DP(\alpha G_0 + \sum_{i=1}^n \delta_{\Theta_i}, \alpha + n)$, where δ_x denotes the Dirac measure on $\{x\}$. Moreover, given $\Theta_1, \dots, \Theta_n$, the random variables X_1, \dots, X_n and random distribution function G are independent. Hence, for any measurable function h

$$\mathbb{E} \left[\int h dG \mid \Theta_1, \dots, \Theta_n, X_1, \dots, X_n \right] = \frac{1}{\alpha + n} \left(\alpha \int h dG_0 + \sum_{i=1}^n h(\Theta_i) \right).$$

Now suppose in the j -th iteration of the Gibbs sampler (possibly after neglecting “burn in” samples) we have obtained $(\Theta_{Z_1}^{(j)}, \dots, \Theta_{Z_n}^{(j)})$. At iteration j , the mean of the posterior density is given by

$$\hat{f}^{(j)}(x) := \mathbb{E} \left[\int \psi_x dG \mid \Theta \right] = \frac{\alpha}{\alpha + n} \int \psi_x dG_0 + \frac{1}{\alpha + n} \sum_{i=1}^n \psi_x(\Theta_{Z_i}^{(j)}). \quad (19)$$

Assuming J iterations, a Rao-Blackwellized estimator for the posterior mean is obtained by computing $J^{-1} \sum_{j=1}^J \hat{f}^{(j)}(x)$.

4. REVIEW OF EXISTING METHODS FOR ESTIMATING THE DECREASING DENSITY AT ZERO

In this section we review some consistent estimators for a decreasing density f_0 at zero that have appeared in the literature. These will be compared with the Bayesian method of this paper using a simulation study in section 5.

4.1. Maximum penalised likelihood. In [Woodroffe & Sun (1993)], the maximum penalised likelihood estimator is defined as the maximiser of the following penalised log likelihood function:

$$\ell_\alpha(f) = \sum_{i=1}^n \log f(X_i) - \alpha n f(0).$$

Here $\alpha \geq 0$ is a (small) penalty parameter. This estimator has the same form as the maximum likelihood estimator (MLE), being piecewise constant with at most n discontinuities. For fixed $\alpha \geq 0$, let $x_1 < \dots < x_n < \infty$ denote the ordered observed values and

$$w_0 = 0 \quad \text{and} \quad w_k = \alpha + \gamma x_k, \quad k = 1, \dots, n$$

where γ is the unique solution of the equation

$$\gamma = \min_{1 \leq s \leq n} \left\{ 1 - \frac{\alpha s/n}{\alpha + \gamma x_s} \right\}.$$

Denote by $f^P(\alpha, \cdot)$ the penalized estimator with penalty parameter α . Taking $\alpha < x_n$, $f^P(\alpha, \cdot)$ is a step function with

$$f^P(\alpha, x) = f^P(\alpha, x_k), \quad \forall x_{k-1} < x \leq x_k, \quad \forall k = 1, \dots, n.$$

At zero it is defined by right continuity and for $x \notin [0, x_n]$ as $f^P(\alpha, x) = 0$. Here

$$f^P(\alpha, x_k) = \min_{0 \leq i < k} \max_{k \leq j \leq n} \frac{(j-i)/n}{w_j - w_i}.$$

Geometrically, for $k = 1, 2, \dots, n$, $f^P(\alpha, x_k)$ is the left derivative of the least concave majorant of the empirical distribution function of the transformed data $w_i, i = 1, \dots, n$ evaluated at w_k . Note that an alternative expression for $f^P(\alpha, 0)$ is $(1 - \gamma)/\alpha$ which can be easily calculated.

Theorem 4 in [Woodroffe & Sun (1993)] states that

$$n^{1/3} \{f^P(\alpha_n, 0) - f_0(0)\} \Rightarrow^d \sup_{t>0} \frac{W(t) - (c + \beta t^2)}{t}$$

where $\alpha_n = cn^{-2/3}$, $\beta = -f_0(0)f'_0(0)/2$ and $W(t)$ denotes the standard Brownian motion. In [Woodroffe & Sun (1993)], the theoretically optimal constant c is determined by minimizing the expected absolute value of the limiting distribution f^P , resulting in $c = 0.649 \cdot \beta^{-1/3}$.

4.2. Simple and ‘adaptive’ estimators. In [Kulikov & Lopuhaä (2006)], $f_0(0)$ is estimated by the maximum likelihood estimator \hat{f}_n evaluated at a small positive (but vanishing) number: $\hat{f}_n(cn^{-1/3})$ for some $c > 0$. Of course, the estimator depends on the choice of the parameter c .

In [Kulikov & Lopuhaä (2006)], Theorem 3.1, it is shown that

$$A_{21} \left\{ n^{1/3} (\hat{f}_n(cB_{21}n^{-1/3}) - f_0(cB_{21}n^{-1/3})) + cB_{21}f'_0(0) \right\}$$

converges in distribution to $D_R[W(t) - t^2](c)$ when $n \rightarrow \infty$. Here $D_R[Z(t)](c)$ is the right derivative of the least concave majorant on $[0, \infty)$ of the process $Z(t)$, evaluated at c . Furthermore, $B_{21} = 4^{1/3}f_0(0)^{1/3}|f'_0(0)|^{-2/3}$ and $A_{21} = \sqrt{B_{21}/f_0(0)}$.

Based on this asymptotic result, two estimators are proposed, denoted as f^S and f^A (‘S’ for simple, ‘A’ for adaptive). The first is a simple one with $cB_{21} = 1$, then $f^S(0) = \hat{f}_n(n^{-1/3})$. The second is $f^A(0) = \hat{f}_n(c^*B_{21}n^{-1/3})$, where $c^* \approx 0.345$ is taken such that the the second moment of the limiting distribution is minimized. Of course, to really turn this into an estimator, B_{21} has to be estimated. Details on this are presented in section 5.3.

4.3. Histogram estimator. In chapter 2 of [Groeneboom & Jongbloed (2014)] a natural and simple histogram-type estimator for $f_0(0)$ is proposed. Let $\{b_n\}$ be a vanishing sequence of positive numbers and consider the estimator $f^H(0) = b_n^{-1}\mathbb{F}_n(b_n)$, where \mathbb{F}_n is the empirical distribution of X_1, \dots, X_n . It can be shown that $E f^H(0) - f_0(0)$ behaves like $b_n f'_0(0)/2$ and the variance of $f^H(0)$ behaves like $f_0(0)/(nb_n)$ as $n \rightarrow \infty$. Then the asymptotic mean square error (aMSE) optimal choice for b_n is $(2f_0(0)/f'_0(0)^2)^{1/3}n^{-1/3} = 2^{-1/3}B_{21}n^{-1/3}$, where B_{21} is as defined in the Section 4.2.

5. NUMERICAL ILLUSTRATIONS

In this section we use the algorithm described in Section 3 to sample from the posterior mean.

5.1. Influence of the base measure on the posterior mean. To assess the influence of the base measure in the Dirichlet-process prior, we ran simulations using the following choices for the base measure:

- (A) The density of the base measure vanishes exponentially fast near zero, as the lower and upper bounds of assumption (4) require:

$$g_0(\theta) \propto e^{-\theta-\theta^{-1}} \mathbf{1}_{[0,\infty)}(\theta). \quad (20)$$

- (B) The density of the Gamma(2, 1) distribution

$$g_0(\theta) = \theta e^{-\theta} \mathbf{1}_{[0,\infty)}(\theta).$$

Note that this does not satisfies our assumption (4).

- (C) The density of the Pareto($\bar{\alpha}, \tau$) distribution. That is

$$g_0(\theta) = \bar{\alpha} \tau^{\bar{\alpha}} \theta^{-\bar{\alpha}-1} \mathbf{1}_{[\tau,\infty)}(\theta).$$

Here, we consider various choices for τ .

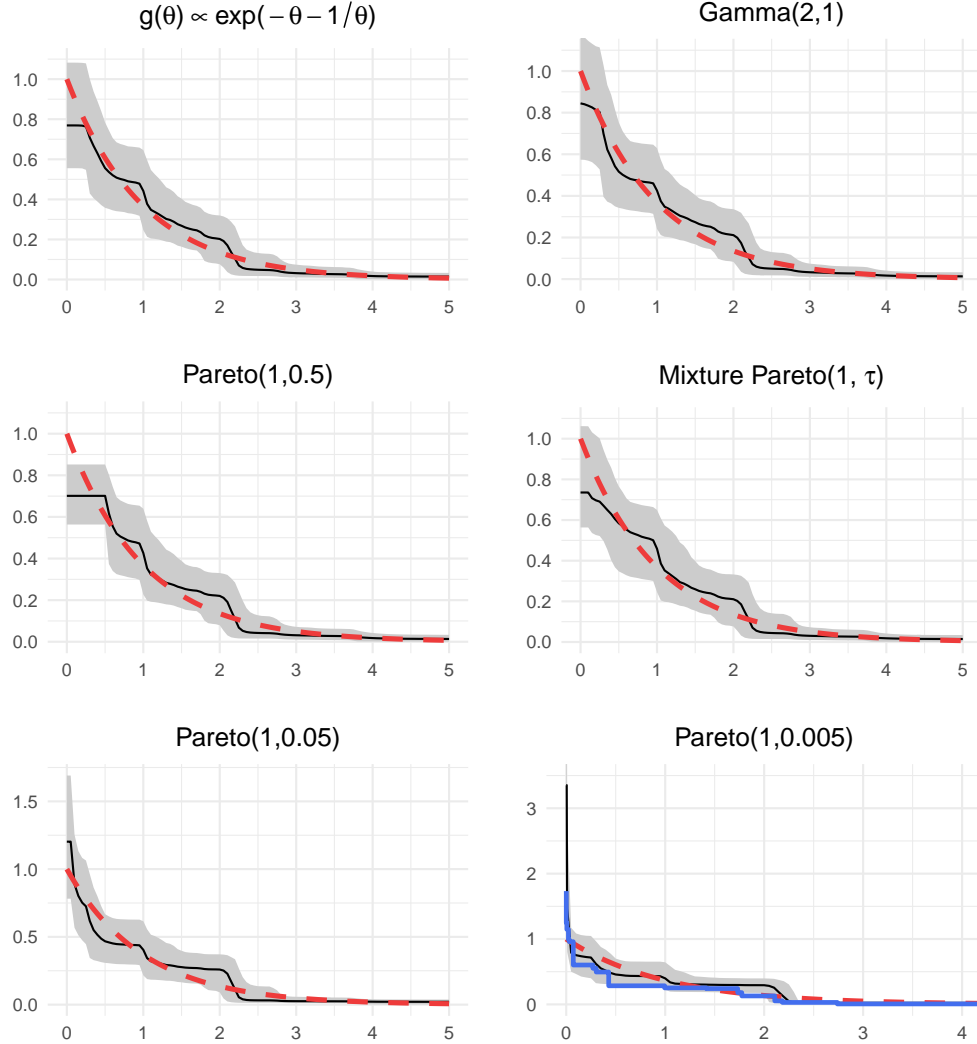


FIGURE 1. In each panel the same dataset was used, which is a sample of size 100 from the standard Exponential distribution. The black curve is the posterior mean and the shaded grey area depicts pointwise 95% credible intervals. The dashed red curve is the true density. Note that the vertical axis is different on the bottom two figures. The title in each of the figures refers to the base measure. In the mixture Pareto case, the mixing measure on τ was taken to be the $\text{Gamma}(2, 1)$ distribution. In the lower right figure, the solid blue step-function is the maximum likelihood estimate. The inconsistency of this estimator at zero is clearly visible. Moreover, the figure suggest also inconsistency of the posterior mean when the base measure is taken to be the $\text{Pareto}(1, 0.005)$ distribution.

- (D) The density is obtained as a mixture of the Pareto($\bar{\alpha}, \tau$) density, where the mixing measure on τ has the Gamma(λ, β) distribution. This implies that $g_0(\theta) \asymp \theta^{\lambda-1}$ for $\theta \downarrow 0$. The parameter $\bar{\alpha}$ is fixed here, but could be equipped with a “hyper” prior without adding much additional computational complexity.

In cases (A) and (B) the update on the “cluster centre” θ does not boil down to sampling from a “standard” distribution. In this case either rejection sampling or a Metropolis-Hastings step can be used, the details of which are given in section B in the appendix. In case (C) we have partial conjugacy, which in this case means that the θ ’s can be sampled from a Pareto distribution. Finally, case (D) can be dealt with by Gibbs sampling. More precisely, conditional on the current value of τ , the θ ’s can be sampled from the Pareto distribution just as in case (C). Next, τ is sampled conditional on $(\theta_1, \theta_{\#z})$ from the density

$$p(\tau \mid \theta_1, \theta_{\#z}) \propto p(\theta_1, \theta_{\#z} \mid \tau)p(\tau) \propto \tau^{\lambda+(\#z)\bar{\alpha}-1}e^{-\beta\tau}\mathbf{1}\{\tau \leq \min(\theta_1, \dots, \theta_{\#z})\}$$

(where we use “Bayesian notation”, to simplify the expressions). Hence, this boils down to sampling from a truncated Gamma distribution.

We obtained a dataset of size 100 by sampling independently from the standard Exponential distribution. In the prior specification, the concentration parameter α was fixed to 1 in all simulations, while the base measure was varied over cases (A), (B), (C) with $\bar{\alpha} = 1$, $\tau \in \{0.005, 0.05, 0.5\}$ and (D) with $\bar{\alpha} = 1$, $\lambda = 2$ and $\beta = 1$. The algorithm was run for 50.000 iterations and the first half of the iterates were discarded as burn in. The computing time was approximately 2 minutes on a MacBook Pro, with a 2.7GHz Intel Core i5 with 8 GB RAM, using an implementation in the language Julia ([Bezanson et al.(2017)]). In case Metropolis-Hastings steps were used for updating θ ’s, the acceptance rates of the random-walk updates was approximately 0.35, both in case (A) and (B). The results are displayed in figure 1. From the top figures we see that the posterior mean and pointwise credible bands visually look similar for the choices of base-measure under (A) and (B). If the base measure is chosen according to (C), the middle-left and bottom two figures show the effect of the parameter τ . Choosing τ too small (here: 0.005) the posterior mean appears inconsistent at zero, similar as the Grenander estimator which was added to the figure for comparison. For somewhat larger values of τ (middle-left figure), the estimate near zero is like a histogram estimator. Finally, the middle-right figure shows the posterior mean under the base measure specification (D). Here, the posterior mean looks comparable as obtained under (A) and (B), suggesting that we are able to learn the parameter τ from the data. In fact, whereas, the prior mean of τ equals 2, the average of the non burn in samples of τ equals 0.66.

5.2. Empirical assessment of the rate of contraction. We also performed a large scale experiment to empirically assess the rate of contraction of the posterior mean at zero, under either choices (A) or (B) for the base measure. Our proof for deriving the contraction rate really requires a base-measure as under (A) and now the underlying idea is to see in a simulation study whether $g_0(\theta) \sim \theta$ for θ near 0 is suitable or not. In the experiment, we first fixed a sample size n and generated n independent realisations from the standard Exponential distribution. We then ran the MCMC sampler for 20.000

iterations, and kept the final iterate for initialisation of all chains ran for that particular sample size. Next, we repeated 100 times

- (1) sample a dataset of size n from the standard Exponential distribution;
- (2) run the MCMC algorithm for 2500 iterations;
- (3) compute the average of the posterior mean at zero obtained in those samples.

The Metropolis-Hastings proposals for updating the θ 's were tuned such that the acceptance rate was about 20% in all cases. If the averages are denoted by y_1, \dots, y_{100} , we finally computed the Root Mean Squared Error, defined by $\sqrt{0.01 \sum_{i=1}^{100} (y_i - 1)^2}$. By repeating this experiment for both choices of base measure and various values of n , we obtained figure 2. The contraction rate is an asymptotic property, and hence there is always uncertainty on which values of n correspond to that. For that reason, we computed both for all data, as for the simulations based on data with sample size 5000 or larger, the slope of the least squares fit. The computed slopes suggest that the rate $1/3$ applies to both choices of base measure.

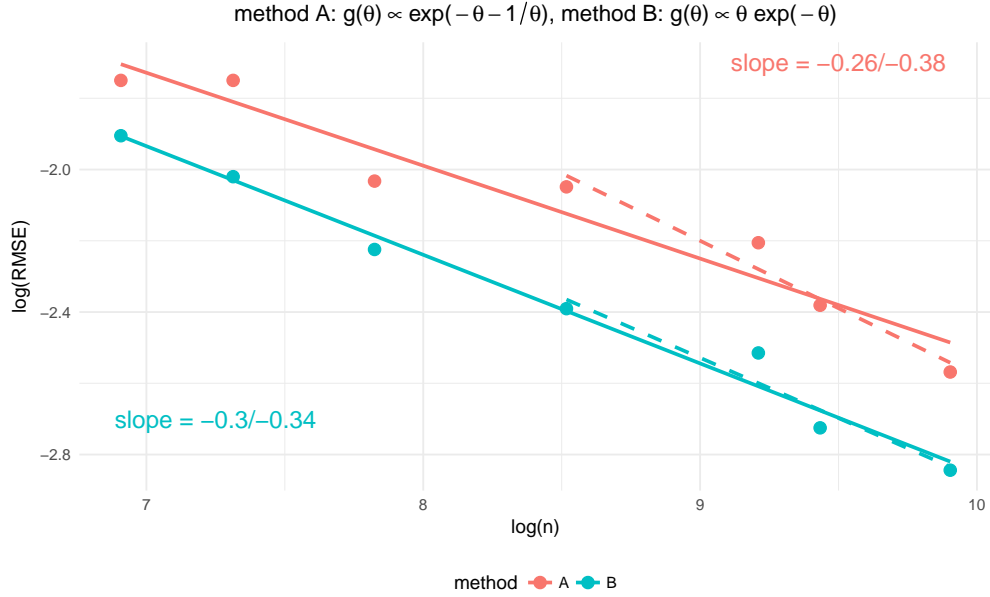


FIGURE 2. The log of the RMSE versus the log of the sample size under both choices of base measure. For each base measure the slope is computed for all data (solid line), and for the final 4 data points (dashed line). The sample sizes varied from 1.000 to 20.000. The reported slopes correspond to both the solid and dashed lines.

5.3. Comparing various methods for estimating f_0 at 0. In this section we present a simulation study comparing our Bayesian estimator with various frequentist estimators available for $f_0(0)$ discussed in section 4. We simulated 50 samples of sizes

$n = 50, 200, 10000$ from the standard exponential distribution and half-normal distribution. For each sample, the following estimators are calculated: the posterior mean estimator f^B , the penalized NPML f^P , the two estimators f^S and f^A and the histogram type estimator f^H . All these estimators require choosing some input parameters.

- (1) The posterior mean estimator $f^B(0)$ is computed using the DPM prior with concentration parameter $\alpha = 1$ and base measure in (20). The total number of MCMC iterations was chosen to be 10000, with 5000 burn-in iterations. The posterior mean was computed as described in Section 3, in particular equation (19).
- (2) For the penalized estimator $f^P(\alpha_n, 0)$ the parameter $\alpha_n = 0.649\hat{\beta}_n^{-1/3}n^{-2/3}$ was taken with

$$\hat{\beta}_n = \max \left\{ f^P(\alpha_0, 0) \frac{f^P(\alpha_0, 0) - f^P(\alpha_0, x_m)}{2x_m}, n^{-1/3} \right\}.$$

Here x_m is the second point of jump of $f^P(\alpha_0, \cdot)$ and $\alpha_0 = 0.0516, 0.0205$ for $n = 50, 200$ (listed in [Woodroffe & Sun (1993)]).

- (3) For $f^S(0) = \hat{f}_n(n^{-1/3})$ no tuning is needed. For the other estimator we take $f^A(0) = \hat{f}_n(0.345\hat{B}_{21}n^{-1/3})$, where

$$\hat{B}_{21} = 4^{1/3} f^S(0)^{1/3} |\hat{f}'_n(0)|^{-2/3}, \quad (21)$$

a consistent estimator of B_{21} where

$$\hat{f}'_n(0) = \min\{n^{1/6}(\hat{f}_n(n^{-1/6}) - \hat{f}_n(n^{-1/3})), -n^{-1/3}\}.$$

- (4) For the histogram estimator $f^H(0) = \mathbb{F}_n(\hat{b}_n)/\hat{b}_n$, $\hat{b}_n = 2^{-1/3}\hat{B}_{21}n^{-1/3}$ was chosen with \hat{B}_{21} as in (21).

For the Bayesian estimator we used choice (A) for the base measure. Figure 3 shows, for each combination of sample size and estimation method described, the boxplots of the 50 realized values based on samples from the standard exponential distribution. Figure 4 shows these boxplots for the samples from the half normal distribution.

In table 1 we compare the bias, variance and mean squared error of these consistent estimators based on data from the standard exponential distribution. For the standard exponential data, the penalized estimator $f^P(0)$ performs best in the MSE sense. The Bayesian estimator f^B has smallest variance, but big bias when the sample size is large ($n = 10000$). This might be explained by the small contraction rate $n^{-1/6}$ at zero, but also by the fact that the Bayesian method is not specifically aimed at only estimating the density at zero, but instead the full density.

Table 2 lists the bias, variance and MSE values of the estimators with observations sampled from the half-normal distribution. For the half-normal data, the histogram estimator f^H behaves best in the bias and MSE sense. This can probably be explained by the behaviour of f_0 near zero, note that $f'_0(0) = 0$ in the half-normal case. The estimator for $f'_0(0)$, $\hat{f}'_n(0)$, probably quite unstable which leads to big value for \hat{B}_{21} resulting in a big bandwidth \hat{b}_n . As the behaviour of the underlying density is “flat”

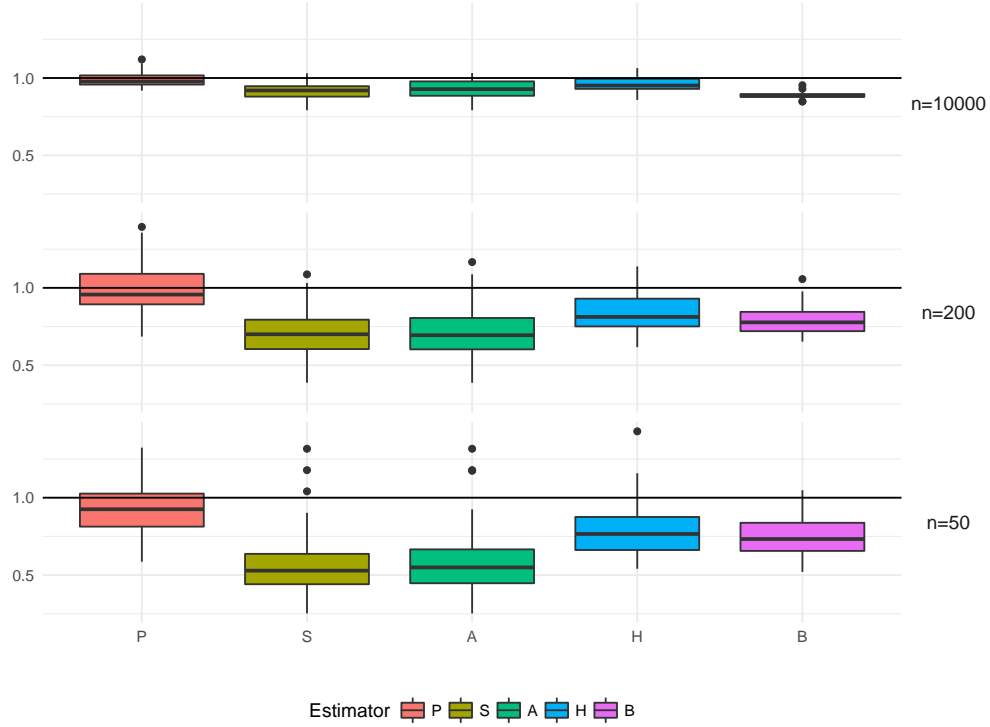


FIGURE 3. Boxplots based on 50 replications, where a sample of size n is drawn from the standard exponential distribution. Here P, S, A, H, B correspond to the penalized maximum likelihood-, simple-, adaptive-, histogram- and posterior mean- estimator respectively. The horizontal lines indicate the true value of $f_0(0) = 1$.

n		f^P	f^S	f^A	f^H	f^B
50	Bias	-0.067	-0.402	-0.175	-0.214	-0.251
	Var	0.033	0.042	0.049	0.030	0.014
	MSE	0.037	0.222	0.210	0.076	0.077
200	Bias	-0.001	-0.286	-0.271	-0.158	-0.212
	Var	0.029	0.020	0.027	0.015	0.007
	MSE	0.029	0.101	0.100	0.040	0.052
10000	Bias	-0.011	-0.084	-0.072	-0.041	-0.111
	Var	0.002	0.002	0.003	0.002	0.0004
	MSE	0.002	0.010	0.009	0.004	0.013

TABLE 1. Simulated bias, variance and mean squared error for the five estimators from standard exponential distribution.

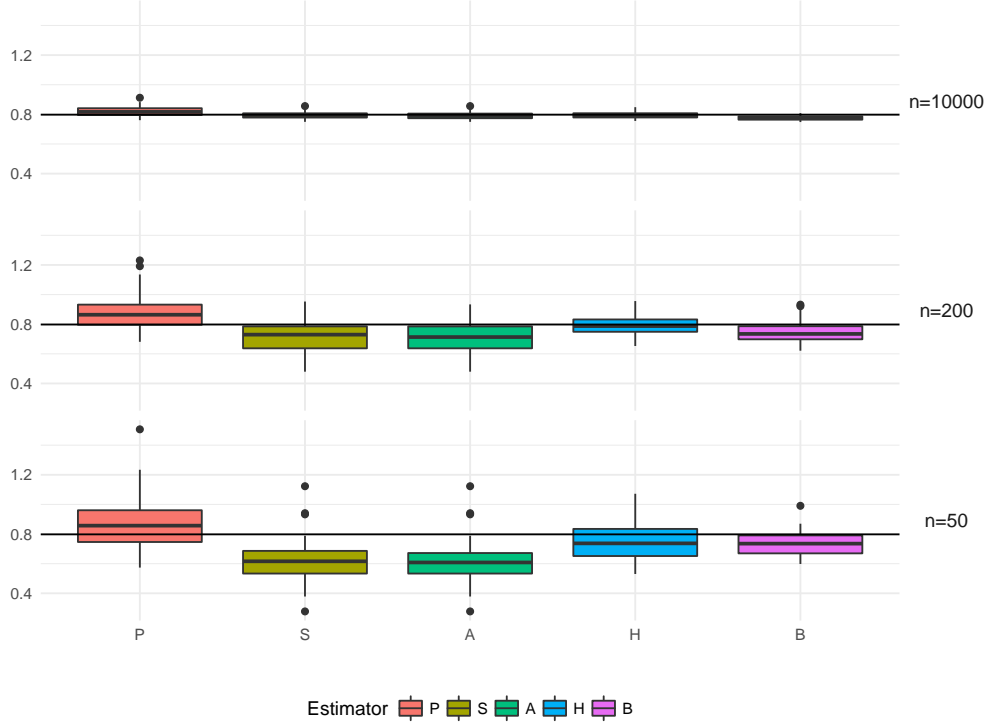


FIGURE 4. Boxplots based on 50 replications, where a sample of size n is drawn from the half normal distribution. The rows correspond to the sample sizes $n = 50, 200$ and 10000 . Here P, S, A, H, B correspond to the penalized maximum likelihood-, simple-, adaptive-, histogram- and posterior mean- estimator respectively. The horizontal lines indicate the true value of $f_0(0) = \sqrt{2/\pi}$.

near zero, the MSE-optimal choice of bandwidth is of the slower order $n^{-1/5}$. The posterior mean again has smallest variance.

5.4. Application to fertility data. In [Keiding et al. (2012)] data concerning the fertility of a population are analyzed. The aim is to estimate the distribution of the duration for women to become pregnant from when they start attempting, based on data from so-called current durations. For more information on the design of this study we refer to [Keiding et al. (2012)].

What is important, is that the sampling density of current durations, f_0 , is decreasing on $[0, \infty)$ and that the distribution function of interest H_0 can be expressed in terms of f_0 via relation (2). In this section we estimate the density f_0 using base measure choice (A) and (D) with concentration parameter $\alpha = 1$. Then each MCMC iterate of the posterior mean can be converted to an iterate for H_0 using the relation (2). For illustration purpose we only used the $n = 618$ measured current durations that do not exceed 36 months. In [Groeneboom & Jongbloed (2015)] chapter 9, pointwise confidence bands

n		f^P	f^S	f^A	f^H	f^B
50	Bias	0.063	-0.182	-0.185	-0.043	-0.063
	Var	0.029	0.022	0.022	0.015	0.007
	MSE	0.033	0.055	0.056	0.018	0.011
200	Bias	0.080	-0.086	-0.088	-0.011	-0.047
	Var	0.014	0.012	0.012	0.004	0.005
	MSE	0.020	0.019	0.020	0.004	0.007
1000	Bias	0.0216	-0.0022	-0.0060	-0.0019	-0.0232
	Var	0.0010	0.0005	0.0006	0.0005	0.0002
	MSE	0.0015	0.0005	0.0006	0.0005	0.0007

TABLE 2. Simulated bias, variance and mean squared error for the five estimators based on samples from the standard half-normal distribution.

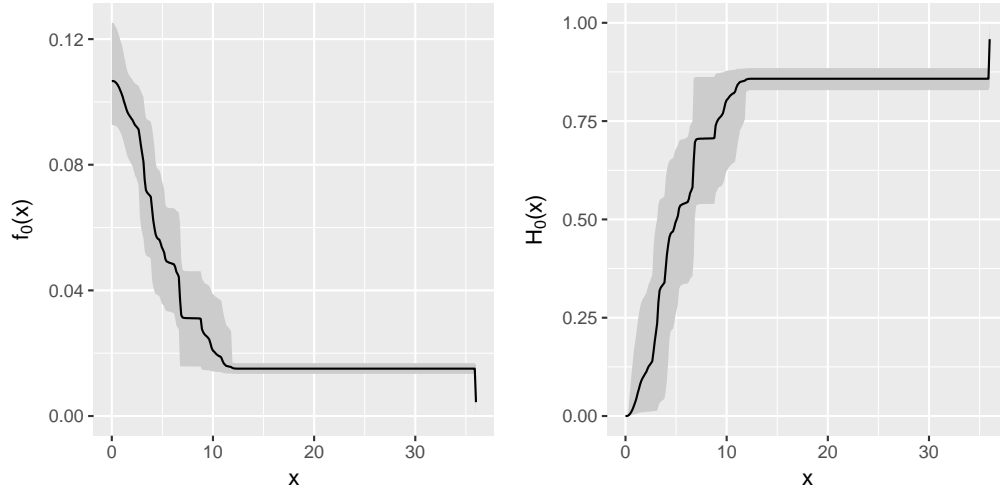


FIGURE 5. Fertility data; base measure (A) and $\alpha = 1$. Left: posterior mean and 95% pointwise credible sets for probability density function f_0 . Right: corresponding estimate and pointwise credible sets for the distribution function $H_0(x) = 1 - f_0(x)/f_0(0)$.

for f_0 and H_0 are constructed based on the smoothed maximum likelihood estimator. Having derived the estimators, producing such confidence bands needs quite some fine tuning. In this section, we construct the Bayesian counterpart of the confidence bands, credible regions for H_0 . Contrary to the frequentist approach, having the machinery available for computing the posterior mean, the pointwise credible sets can be obtained directly from the MCMC output. The result for the fertility data is shown in figures 5 and 6 using base measure (A) and (D) respectively.

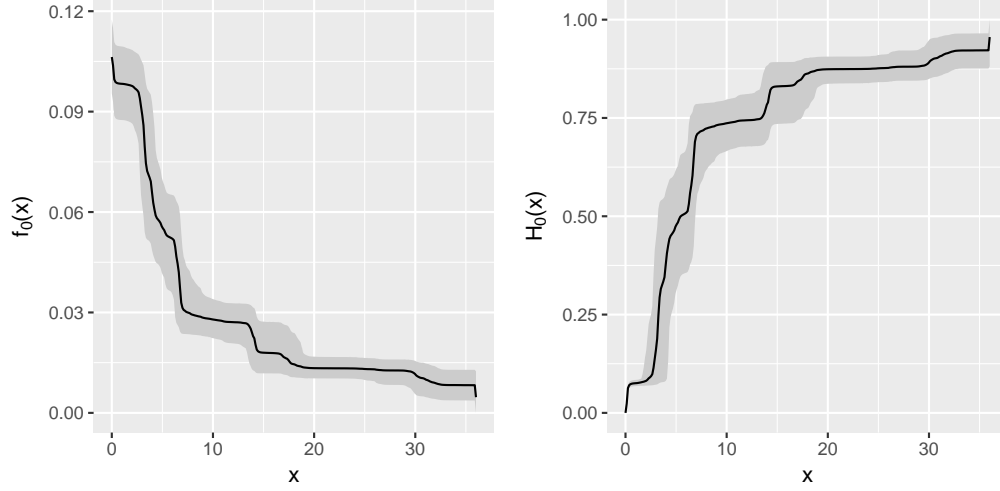


FIGURE 6. Fertility data; base measure (D) and $\alpha = 1$. Left: posterior mean and 95% pointwise credible sets for probability density function f_0 . Right: corresponding estimate and pointwise credible sets for the distribution function $H_0(x) = 1 - f_0(x)/f_0(0)$.

APPENDIX A. REVIEW AND SUPPLEMENTARY PROOF OF INEQUALITY (15)

In this section we point out a technical issue arising in the proof of inequality (15). As mentioned in section 2.2, it suffices to lower bound the prior mass of a certain subset \mathcal{N}_n of \mathcal{S}_n , for which lower bounding $\Pi(\mathcal{N}_n)$ is tractable. To construct this set, we first need some approximation results.

Lemma 7. For any $\theta_0 > 0$ there exists a discrete measure $\tilde{P} = \sum_{i=1}^{\tilde{N}} \tilde{p}_i \delta_{y_i}$, with $y_i \in [\theta_0, \infty)$, $p_i \in [0, 1]$, $\tilde{N} \lesssim 1/\varepsilon_n$ and $\sum_{i=1}^{\tilde{N}} p_i = \int_{\theta_0}^{\infty} f_0(x) dx$ such that

$$\int_{\theta_0}^{\infty} \left(\sqrt{f_0(x)} - \sqrt{f_{\tilde{P}}(x)} \right)^2 dx \lesssim \varepsilon_n^2.$$

Moreover, the sequence $\{y_i\}$ can be taken such that $|y_i - y_j| \geq 2\varepsilon_n^2$ for all $i, j \leq \tilde{N}$.

Proof. Without the claimed separation property, existence of the discrete measure follows from lemma 11 in [Salomond (2014)]. Denote this measure by $P = \sum_{i=1}^N p_i \delta_{z_i}$ and note that $N \lesssim 1/\varepsilon_n$. The set $y_1, \dots, y_{\tilde{N}}$ is obtained from $\{z_1, \dots, z_N\}$ by removing points from the latter set which are not $2\varepsilon_n^2$ -separated. Clearly, $\tilde{N} \leq N \lesssim 1/\varepsilon_n$. The mass p_i of any removed point z_i is subsequently added to the point y_j ($1 \leq j \leq \tilde{N}$) that is closest to z_i . Denote the mass of y_j , obtained in this way, by \tilde{p}_j . Hence, we can written

$\tilde{P} = \sum_{j=1}^{\tilde{N}} \tilde{p}_j \delta_{y_j} = \sum_{i=1}^N p_i \delta_{y_{k(i)}}$, where $k(i) = j$ if p_i assigned to \tilde{p}_j . Furthermore,

$$\begin{aligned} L_1(f_P, f_{\tilde{P}}) &= \int \left| \sum_{i=1}^N p_i \psi_x(z_i) - \sum_{j=1}^{\tilde{N}} \tilde{p}_j \psi_x(y_j) \right| dx \\ &= \int \left| \sum_{i=1}^N p_i (\psi_x(z_i) - \psi_x(y_{k(i)})) \right| dx \\ &= \int \left| \sum_{i: z_i \neq y_{k(i)}} p_i (\psi_x(z_i) - \psi_x(y_{k(i)})) \right| dx \end{aligned}$$

Since for any $\theta_0 < \theta_1 < \theta_2$,

$$\begin{aligned} \int |\psi_x(\theta_1) - \psi_x(\theta_2)| dx &= \int_{x \leq \theta_1} + \int_{\theta_1 < x \leq \theta_2} + \int_{x > \theta_2} |\psi_x(\theta_1) - \psi_x(\theta_2)| dx \\ &= 2(\theta_2 - \theta_1)/\theta_2 \lesssim \theta_2 - \theta_1. \end{aligned}$$

This implies that

$$\begin{aligned} L_1(f_P, f_{\tilde{P}}) &\leq \sum_{i: z_i \neq y_{k(i)}} p_i \int |\psi_x(z_i) - \psi_x(y_{k(i)})| dx \\ &\leq \sum_{i: z_i \neq y_{k(i)}} p_i \varepsilon_n^2 \lesssim \varepsilon_n^2 \end{aligned}$$

The claimed result now follows from the triangle inequality and that the squared Hellinger distance is bounded by the L_1 -distance. \square

Lemma 8. Assume f_0 satisfies assumption 2. There exists a discrete probability measure \tilde{P} , supported on $\{i\varepsilon_n, 1 \leq i \leq N'\} \cup \{y_j, 1 \leq j \leq \tilde{N}\}$, with $N' = \lfloor x_0/\varepsilon_n \rfloor$ such that

$$\int_0^\infty \left(\sqrt{f_0(x)} - \sqrt{f_{\tilde{P}}(x)} \right)^2 dx \lesssim \varepsilon_n^2.$$

Proof. By lemma 7 applied with $\theta_0 = x_0$ it suffices to prove $\int_0^{x_0} (\sqrt{f_0(x)} - \sqrt{f_{\tilde{P}}(x)})^2 dx \lesssim \varepsilon_n^2$. Define the measure $\tilde{P} = \sum_{i=1}^{N'} p'_i \delta_{i\varepsilon_n} + \sum_{j=1}^{\tilde{N}} \tilde{p}_j \delta_{y_j}$, where \tilde{p}_j is as defined in lemma 7 and

$$p'_i = \begin{cases} (f_0((i-1)\varepsilon_n) - f_0(i\varepsilon_n))i\varepsilon_n & \text{if } i < N' \\ (f_0((N'-1)\varepsilon_n) - a)N'\varepsilon_n & \text{if } i = N' \end{cases}$$

with $a = \sum_{j=1}^{\tilde{N}} \tilde{p}_j / y_j$. Then for $x \in ((i-1)\varepsilon_n, i\varepsilon_n]$,

$$\begin{aligned} f_{\tilde{P}}(x) &= \sum_{k=i}^{N'} p'_k \psi_x(k\varepsilon_n) + \sum_{j=1}^{\tilde{N}} \tilde{p}_j \psi_x(y_j) = \sum_{k=i}^{N'} \frac{p'_k}{k\varepsilon_n} + a \\ &= \sum_{k=i}^{N'-1} k\varepsilon_n \frac{f_0((k-1)\varepsilon_n) - f_0(k\varepsilon_n)}{k\varepsilon_n} + \frac{f_0((N'-1)\varepsilon_n) - a}{N'\varepsilon_n} N'\varepsilon_n + a \\ &= f_0((i-1)\varepsilon_n) \end{aligned}$$

By the mean value theorem, it follows that

$$\begin{aligned} \int_0^{x_0} \left(\sqrt{f_0(x)} - \sqrt{f_{\tilde{P}}(x)} \right)^2 dx &= \sum_{i=1}^{N'} \int_{(i-1)\varepsilon_n}^{i\varepsilon_n} \left(\sqrt{f_0(x)} - \sqrt{f_0((i-1)\varepsilon_n)} \right)^2 dx \\ &\leq \sum_{i=1}^{N'} \int_{(i-1)\varepsilon_n}^{i\varepsilon_n} \left(\frac{f'_0(\zeta_i)}{2\sqrt{f_0(\zeta_i)}} (x - (i-1)\varepsilon_n) \right)^2 dx \\ &\leq \frac{(f'_0(0))^2}{4f_0(\theta_0)} \sum_{i=1}^{N'} \int_{(i-1)\varepsilon_n}^{i\varepsilon_n} (x - (i-1)\varepsilon_n)^2 dx \\ &= \frac{(f'_0(0))^2}{12f_0(\theta_0)} \sum_{i=1}^{N'} \varepsilon_n^3 \lesssim \varepsilon_n^2 \end{aligned}$$

where $\zeta_i \in ((i-1)\varepsilon_n, i\varepsilon_n)$. □

By lemmas 7 and 8 we have.

Corollary 9. Assume f_0 satisfies assumption 2. There exists a discrete probability measure \tilde{P} , supported on $\{i\varepsilon_n, 1 \leq i \leq N'\} \cup \{y_j, 1 \leq j \leq \tilde{N}\}$, with $\min_{1 \leq j \leq \tilde{N}} y_j \geq x_0$, $N' = \lfloor x_0/\varepsilon_n \rfloor$ and $\tilde{N} \lesssim 1/\varepsilon_n$ such that

$$\int_0^\infty \left(\sqrt{f_0(x)} - \sqrt{f_{\tilde{P}}(x)} \right)^2 dx \lesssim \varepsilon_n^2.$$

Moreover, the sequence $\{y_i\}$ can be taken such that $|y_i - y_j| \geq 2\varepsilon_n^2$ for all $i, j \leq \tilde{N}$.

For easy reference, we redefine the weights \tilde{p}_j of the measure \tilde{P} from this corollary so that we can write $\tilde{P} = \sum_{j=1}^{N'} \tilde{p}_j \delta_{j\varepsilon_n} + \sum_{j=1}^{\tilde{N}} \tilde{p}_{N'+j} \delta_{y_j}$.

Next, we use the support points and masses of the constructed measure \tilde{P} . To this end, define

$$\begin{aligned} U_i &= (i\varepsilon_n, (i+1)\varepsilon_n] \quad \text{for } i = 1, \dots, N' \\ U_{N'+i} &= [\theta_0 \vee (y_i - \varepsilon_n^2), y_i + \varepsilon_n^2] \quad \text{for } i = 1, \dots, \tilde{N} \\ U_0 &= [0, \infty) \cap (\cup_{i=1}^{\tilde{N}+N'} U_i)^c, \end{aligned}$$

such that $U_0, U_1, \dots, U_{N'+\tilde{N}}$ is a partition of $[0, \infty)$. Now define the following set of decreasing densities

$$\mathcal{N}_n = \{f_{P'} : P'([0, \infty)) = 1, |P'(U_i) - \tilde{p}_i| \leq \epsilon_n^2/\tilde{N}, 1 \leq i \leq \tilde{N} + N'\}$$

To prove that \mathcal{N}_n is a subset of \mathcal{S}_n a key property is that the measure \tilde{P} is constructed such that $\int_0^\infty (\sqrt{f_0} - \sqrt{f_{\tilde{P}}})^2 \lesssim \epsilon_n^2$ (see the proof of lemma 8 in [Salomond (2014)]). Moreover, the prior mass of \mathcal{N}_n is tractable because $U_0, U_1, \dots, U_{N'+\tilde{N}}$ is a partition of $[0, \infty)$.

Remark 10. If the set \mathcal{N}_n is defined with the masses p_1, \dots, p_N from lemma 7 (as is done in [Salomond (2014)]), then the resulting sets $\{U_i\}$ do not form a partition. This results in intractable expressions for $\Pi(\mathcal{N}_n)$. For that reason, we defined another discrete measure \tilde{P} such that the support points are $2\epsilon_n^2$ separated thereby fixing the issue.

The arguments for lower bounding $\Pi(\mathcal{N}_n)$ can now be finished as outlined in [Salomond (2014)]. Without loss of generality, for n sufficiently large we can assume $\alpha G_0(U_i) < 1$, for $i = 0, 1, \dots, N' + \tilde{N}$. Similar to Lemma 6.1 in [Ghosal et al. (2000)], we have

$$\begin{aligned} \Pi(\mathcal{N}_n) &\geq \text{Dir}(P'(U_i) \in [\tilde{p}_i \pm \epsilon_n^2/\tilde{N}], 1 \leq i \leq \tilde{N} + N') \\ &\geq \Gamma(\alpha) \prod_{i=1}^{N'+\tilde{N}} \frac{1}{\Gamma(\alpha G_0(U_i))} \int_{0 \wedge (\tilde{p}_i - \epsilon_n^2/\tilde{N})}^{\tilde{p}_i + \epsilon_n^2/\tilde{N}} x_i^{\alpha G_0(U_i) - 1} dx_i. \end{aligned}$$

Here we use $(P'(U_0))^{\alpha G_0(U_0) - 1} \geq 1$. As $x_i^{\alpha G_0(U_i) - 1} \geq 1$ we have

$$\int_{0 \wedge (\tilde{p}_i - \epsilon_n^2/\tilde{N})}^{\tilde{p}_i + \epsilon_n^2/\tilde{N}} x_i^{\alpha G_0(U_i) - 1} dx_i \geq 2\epsilon_n^2 \tilde{N}^{-1}.$$

Substituting this bound into the lower bound on $\Pi(\mathcal{N}_n)$, combined with the inequalities $\beta \Gamma(\beta) = \Gamma(\beta + 1) \leq 1$ for $0 < \beta \leq 1$ and $\tilde{N} \lesssim \epsilon_n^{-1}$, we obtain

$$\Pi(\mathcal{N}_n) \gtrsim \epsilon_n^{3(N'+\tilde{N})} \prod_{i=1}^{N'+\tilde{N}} G_0(U_i) = \exp \left(3(N' + \tilde{N}) \log \epsilon_n + \sum_{i=1}^{N'+\tilde{N}} \log G_0(U_i) \right).$$

When $N' < i \leq N' + \tilde{N}$ it is trivial that $G_0(U_i) \gtrsim \epsilon_n^2$ and therefore

$$\sum_{i=N'+1}^{N'+\tilde{N}} \log G_0(U_i) \gtrsim \tilde{N} \log \epsilon_n.$$

For bounding $G_0(U_i)$ when $i \leq N'$, we use the property of g_0 in (4): $g_0(\theta) \geq \underline{k} e^{-\underline{a}/\theta}$. In this case we have

$$G_0(U_i) \geq \underline{k} \int_{U_i} e^{-\underline{a}/\theta} d\theta \geq \underline{k} \epsilon_n \exp(-\underline{a}/(i \epsilon_n)).$$

Implying

$$\sum_{i=1}^{N'} \log G_0(U_i) \geq N' \log(\underline{k} \epsilon_n) - \underline{a} \epsilon_n^{-1} \sum_{i=1}^{N'} i^{-1}.$$

Since $\sum_{i=1}^{N'} i^{-1} \asymp \log(N') \asymp \log \epsilon_n^{-1}$, we therefore have

$$\sum_{i=1}^{N'} \log G_0(U_i) \gtrsim \epsilon_n^{-1} \log \epsilon_n. \quad (22)$$

Therefore, we obtain

$$\Pi(\mathcal{S}_n) \geq \Pi(\mathcal{N}_n) \gtrsim e^{C_1 \epsilon_n^{-1} \log \epsilon_n} \gtrsim e^{-C_1 n \epsilon_n^2}$$

for some $C_1 > 0$. This is exactly as is required.

APPENDIX B. SOME DETAILS ON THE SIMULATION IN SECTION 5

In this section we provide some computational details for updating the θ -values in the MCMC-sampler. Given the initialisation of (X, Z, Θ) , we numerically evaluate $\int \psi(x_i | \theta) dG_0(\theta)$ for $i = 1, \dots, n$. If g_0 is not conjugate to the uniform distribution, we use the random walk type Metropolis-Hastings method sampling from $f_{\Theta_k|X,Z}$ using the normal distribution. For update each Z_i , if $N_{Z_i, -i} = 0$, we first remove Θ_{Z_i} . If we draw a new "cluster" for Z_i , $1 + \vee(Z)$, then we also draw a new sample for Θ_{Z_i} according to (18). In this case, the product $\prod_{j: z_j=k} \psi(x_j | \theta_k)$ only has one item, that is $f_{\Theta|X,Z}(\theta | x, z) \propto g_0(\theta) \psi(x_i | \theta)$. Sampling a value for θ is done as follows:

- (1) If the base density g_0 is as in (20), then we use rejection sampling. To that end, if we set $Y = 1/\Theta$, then

$$f_{Y|X,Z}(y | x, z) = \frac{1}{y^2} f_{\Theta|X,Z}\left(\frac{1}{y} | x, z\right) = C \frac{1}{y} e^{-y-1/y} \mathbf{1}_{[0, 1/x_i]}(y),$$

where C is a constant such that $\int_0^\infty f_{Y|X,Z}(y | x, z) dy = 1$. For reject sampling, we choose the proposal density $g(y)$ to be uniform on $[0, 1/x_i]$. Since $\frac{1}{y} e^{-y-1/y} \leq 0.18$ for any $y > 0$, an upper bound for $\frac{f_Y(y)}{g(y)}$ is given by $M = \frac{0.18 \cdot C}{x_i}$. Hence, we sample from $f_{Y|X,Z}$ as follows:

- (a) sample $y \sim g(y)$, $u \sim Unif(0, 1)$;
- (b) if

$$u \leq \frac{f(y)}{Mg(y)} = \frac{C e^{-y-1/y}}{M y x_i} = \frac{e^{-y-1/y}}{0.18 y},$$

then accept and set $\theta_{z_i} = 1/y$; else return to step (a).

- (2) If the base density g_0 is *Gamma*(2, 1), then

$$f_{\Theta|X,Z}(\theta | x, z) = C e^{-\theta} \mathbf{1}_{[x_i, \infty)}(\theta),$$

where $C = 1/\int_{x_i}^\infty e^{-\theta} d\theta = e^{x_i}$. Hence the cumulative distribution function F_Θ satisfies $F_\Theta(\theta) = \int_{x_i}^\theta C e^{-t} dt = 1 - e^{x_i-\theta}$, when $\theta \geq x_i$. By the inverse cdf method, θ can be sampled by first sampling $u \sim Unif(0, 1)$ and next computing $x_i - \log(u)$.

REFERENCES

- [Balabdaoui et al. (2011)] Balabdaoui, F., Jankowski, H., Pavlides, M., Seregin, A. and Wellner, J.A. (2011). On the Grenander estimator at zero. *Statist. Sinica* **21**, p. 873–899.
- [Bertoin (1998)] Bertoin J. (1998). *Lévy Processes*. Cambridge University Press.
- [Bezanson et al.(2017)] Bezanson, J. and Edelman, A. and Karpinski, S. and Shah, V. (2017). Julia: A Fresh Approach to Numerical Computing. *SIAM Review* **59**, p. 65–98.
- [Blackwell and MacQueen (1973)] Blackwell, D. and MacQueen J.B. (1973). Ferguson distributions via Polya urn schemes. *Ann. Statist.* **1**, p. 353–355.
- [Doss & Sellke (1982)] Doss, H. and Sellke T. (1982). The Tails of Probabilities Chosen From A Dirichlet Prior. *Ann. Statist.* **10**, p. 1302–1355.
- [Ferguson (1973)] Ferguson, T.S. (1973). A Bayesian Analysis of Some Nonparametric Problem. *Ann. Statist.* **1**, p. 209–230.
- [Ghosal et al. (2000)] Ghosal, S., Ghosh, J.K. and Van der Vaart, A.W. (2000). Convergence rates of posterior distributions. *Ann. Statist.* **28**, p. 500–531.
- [Grenander (1956)] Grenander, U. (1956). On the theory of mortality measurement. II. *Skand. Aktuarietidskr.*, **39**, p. 125–153.
- [Groeneboom & Jongbloed (2014)] Groeneboom, P. and Jongbloed, G. (2014). *Nonparametric estimation under shape constraints*. Cambridge University Press.
- [Groeneboom & Jongbloed (2015)] Groeneboom, P. and Jongbloed, G. (2015). Nonparametric confidence intervals for monotone functions. *Ann. Statist.* **43**, p.2019–2054.
- [Groeneboom et al. (2001)] Groeneboom, P., Jongbloed, G. and Wellner, J.A. (2001). Estimation of a convex function: characterizations and asymptotic theory. *Ann. Statist.* **29**, p. 1653–1698.
- [Hoffmann (2015)] Hoffmann, M., Rousseau, J., and Schmidt-Hieber, J. (2015). On adaptive posterior concentration rates. *Ann. Statist.* **43**, p. 2259–2295.
- [Kulikov & Lopuhaä (2006)] Kulikov, V.N. and Lopuhaä, H.P. (2006). The behavior of the NPMLE of a decreasing density near the boundaries of the support. *Ann. Statist.* **34**, p. 742–768.
- [MacEachern & Müller (1998)] MacEachern, S.N. and Müller, P. (1998). Estimating Mixture of Dirichlet Process Models. *J. Comput. Graph. Statist.* **7**(2), 223–238.
- [Meyer & Woodroffe (2004)] Meyer, M.C. and Woodroffe, M. (2004). Consistent maximum likelihood estimation of a unimodal density using shape restrictions. *Can. J. Statist.* **32**, p. 55–100.
- [Neal (2000)] Neal, R.M. (2000). Markov Chain Sampling Methods for Dirichlet Process Mixture Models. *Journal of Comp. and Graph. Statist.* **9**, p. 249–265.
- [Orbanz (2014)] Orbanz, P. (2014). *Lecture Notes on Bayesian Nonparametrics*. Version: May 16, 2014.
- [Salomond (2014)] Salomond, JB. (2014). Concentration rate and Consistency of the posterior distribution for selected priors under monotonicity constraints. *Electron. J. Statist.* **8**, p. 1380–1404.
- [Sethuraman (1994)] Sethuraman, J. (1994) A constructive definition of Dirichlet priors. *Statist. Sinica*, **4**(2), 639–650.
- [Keiding et al. (2012)] Slama, R. and Højbjerg Hansen, O.K. and Ducot, B. and Bohet, A. and Sorensen, D. and Allemand, L. and Eijkemans, M.J. and Rosetta, L. and Thalabard, J.C. and Keiding, N. and others. (2012). Estimation of the frequency of involuntary infertility on a nation-wide basis. *Human Reproduction* **27**, p. 1489–1498.
- [Van der Vaart and Ghosal (2017)] Van der Vaart, A.W. and Ghosal, S. (2017) *Fundamentals of Nonparametric Bayesian Inference*. Cambridge Series in Statistical and Probabilistic Mathematics.
- [Van der Vaart (1998)] Van der Vaart, A.W. (1998). *Asymptotic Statistics*. Cambridge University Press.
- [Vardi (1989)] Vardi, Y. (1989). Multiplicative censoring, renewal processes, deconvolution and decreasing density: nonparametric estimation. *Biometrika* **76**, p.751–761.
- [Watson (1971)] Watson, G.S. (1971). Estimating functionals of particle size distributions. *Biometrika* **58**, p. 483–490.
- [Woodroffe & Sun (1993)] Woodroffe, M. and Sun, J. (1993). A penalized maximum likelihood estimate of $f(0+)$ when f is non-increasing. *Statist. Sinica* **3**, p. 501–515.

DELFT INSTITUTE OF APPLIED MATHEMATICS, FACULTY OF ELECTRICAL ENGINEERING, MATHEMATICS AND COMPUTER SCIENCE, DELFT UNIVERSITY OF TECHNOLOGY, VAN MOURIK BROEKMANWEG 6, 2628 XE DELFT, THE NETHERLANDS

E-mail address: `g.jongbloed@tudelft.nl`

E-mail address: `f.h.vandermeulen@tudelft.nl`

E-mail address: `l.pang@tudelft.nl`