

Axion Detection via Atomic Excitations

J. D. Vergados

*University of Ioannina, Ioannina, Gr 451 10, Greece and Center for Axion
and Precision Physics Research, IBS, Daejeon 34051, Republic of Korea*

F.T. Avignone III and R. J. Creswick

University of South Carolina, Columbia, SC 29208, USA

S. Cohen

University of Ioannina, Ioannina, Gr 451 10, Greece

(Dated: December 3, 2024)

The possibility of axion detection by observing axion induced atomic excitations as suggested by Sikivie is discussed. The atom is cooled at low temperature and it is chosen to possess three levels. The first is the ground state, the second is completely empty chosen so that the energy difference between the two is close to the axion mass. Under the spin induced axion-electron interaction an electron is excited from the first to the second level. The presence of such an electron there can be confirmed by exciting it further via a proper tunable laser beam to a suitably chosen third level, which is also empty, and lies at a higher excitation energy. Thus the presence of the axion can be inferred from the de-excitation of the second level to the ground state. The system is in a magnetic field so that the energies involved can be suitably adjusted. Since the axion is absorbed by the atom the cross section exhibits resonance behavior. Reasonable axion absorption rates have been obtained for various atomic targets.

PACS numbers: 93.35.+d 98.35.Gi 21.60.Cs

I. INTRODUCTION

In the standard model there is a source of CP violation from the phase in the Kobayashi-Maskawa mixing matrix. This, however, is not large enough to explain the baryon asymmetry observed in nature. Another source is the phase in the interaction between gluons (θ -parameter), naively expected to be of order unity. The non observation of elementary electron dipole moment limits its value to be $\theta \leq 10^{-9}$. This has been known as the strong CP problem. A solution to this problem has been the P-Q (Peccei-Quinn) mechanism. In extensions of the S-M, e.g. two Higgs doublets, the Lagrangian has a global P-Q chiral symmetry $UPQ(1)$, which is spontaneously broken, generating a Goldstone boson, the axion (a). In fact the axion has been proposed a long time ago as a solution to the strong CP problem [1] resulting to a pseudo Goldstone Boson [2, 3]. The two most widely cited models of invisible axions are the KSVZ (Kim, Shifman, Vainshtein and Zakharov) or hadronic axion models [4],[5] and the DFSZ (Dine, Fischler, Srednicki and Zhitnitskij) or GUT axion model [6],[7]. This also led to the interesting scenario of the axion being a candidate for dark matter in the universe [8–10] and it can be searched for by real experiments [11–14]. For a recent review see [15]. The relevant phenomenology has been reviewed [16].

QCD effects violate the P-Q symmetry and generate a potential $(m_a a)^2/2$ for the axion field $a = \theta f_a$ with axion mass $m_a = (\Lambda_{QCD}^2)/f_a$, with MeV minimum at $\theta = 0$ ($\Lambda_{QCD} \approx 218$ MeV). Axions can be viable if the SSB (spontaneous symmetry breaking) scale is large $f_a \geq 100$ GeV. Thus the axion becomes a pseudo-Goldstone boson. An initial displacement $a_i = \theta_i f_a$ of the axion field causes an oscillation with frequency $\omega = m_a$ and energy density $\rho_D = (\theta f_a m_a)^{2/2}$. The production mechanism varies depending on when SSB takes place, in particular whether it takes before or after inflation.

The axion field is homogeneous over a large de Broglie wavelength, oscillating in a coherent way, which makes it ideal cold dark matter candidate. In fact it has been recognized long time ago as a prominent dark matter candidate in the mass range 10^{-6} eV $\leq m_a \leq 10^{-3}$ eV by Sikivie [17], and others, see, e.g. [18]. Since the axions are extremely light and non relativistic, it is impossible to detect axions as dark matter particles in a traditional way, i.e. via scattering them off targets. Thus the popular experiments hope to detect them by their conversion to photons in the presence of a magnetic field (Primakoff effect), see Fig. 1(a),(b). The produced photons are detected in a resonance cavity as suggested by Sikivie [17].

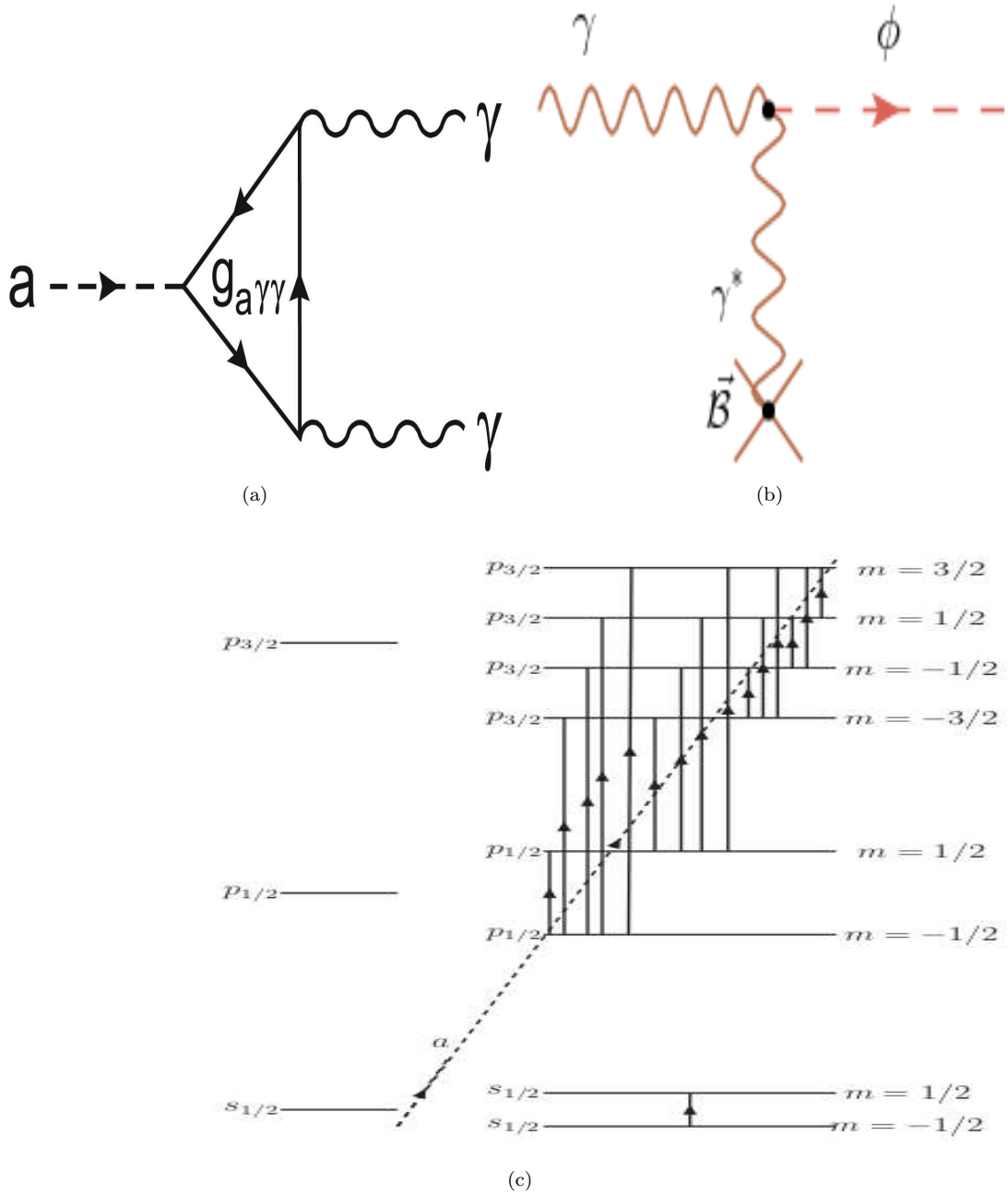


FIG. 1: The axion to photon interaction, axion photon coupling, (a) and the axion to photon conversion in the presence of a magnetic field, the Primakoff effect, (b). The axion absorption by an atom at low temperature (c). On the left the spectrum is as it appears in the absence of a magnetic field. On the right the energy splittings depend on the spin-orbit interaction and the magnitude of the magnetic field (the levels are not on scale). An electron is moved from an occupied initial level (anywhere the arrows begin) with energy E_i to a level with energy E_f , which may be anywhere the arrows. Only states with the same orbital quantum numbers can be connected via the spin operator. When the total angular momentum of the two states is the same, the splitting is due to the magnetic field. The third level discussed in text need not have the same structure and it is not shown

In fact various experiments¹ such as ADMX and ADMX-HF collaborations [11],[13],[21, 22] are now planned to search for them. In addition, the newly established center for axion and physics research (CAPP) has started an ambitious axion dark matter research program [23], using SQUID and HFET technologies [24]. Their strategy is to run several experiments in parallel to explore a wide range of axion masses with sensitivities better than the QCD axion models [25],[26],[27].

The allowed parameter space has been presented in a nice slide by Raffelt [28] in the Multidark-IBS workshop and, focusing on the axion as dark matter candidate, by Stern [21], derived from Fig. 3 of ref [21]).

Since, however, the mass of the axion is not known, it is important to consider other processes for its detection, which may be accessible to a wider window of axion mass. Such may involve, e.g., axion detection via atomic excitations [29], [30], [31]. Such experiments in one way or another involve the photon-to-axion conversion probability in the presence of a magnetic field and, in some cases, exploiting the axion-photon interference pattern[30].

In this paper we are going to discuss the possibility of axion detection by observing directly axion induced atomic excitations as suggested by Sikivie [32], which is sensitive to axion masses in the range 10^{-5} eV to few eV . The atom is cooled at low temperature and it is chosen to possess three levels. The first is the ground state. The second is completely empty, chosen such that the energy difference between the two is close to the axion mass. Under the spin induced axion-electron interaction an electron is excited from the first to the second level. The presence of such an electron there can be confirmed by exciting it further via a proper tunable laser beam to a suitably chosen third level, which is also empty, and lies at higher excitation energy. From the observation of its subsequent de-excitation one infers the presence of the axion (see Fig. 1c). In addition the presence of the axion can be inferred from the de-excitation of the second level to the ground state. The magnetic field used here is merely used to split the magnetic m-substates so that the transition energies involved can be suitably adjusted.

II. EXPRESSIONS FOR RATES FOR AXION ABSORPTION BY ATOMS

We remind the reader that the axion, a , is a pseudoscalar particle and its coupling to the electron can be described by a Lagrangian of the form:

$$\mathcal{L} = \frac{g_e}{f_a} i \partial_\mu a \bar{\psi}(\mathbf{p}', s) \gamma^\mu \gamma_5 \psi(\mathbf{p}, s) \quad (1)$$

where g_e is a coupling constant and f_a a scale parameter with the dimension of energy. For an axion with mass m_a it is easy to show that in the non relativistic limit:

- the time component $\mu = 0$ is given by:

$$\mathcal{L} = \langle \phi | \Omega | \phi \rangle, \quad \Omega = \frac{g_e m_a}{2 f_a} \frac{\boldsymbol{\sigma} \cdot \mathbf{q}}{m_e}, \quad \mathbf{q} = \mathbf{p}' - \mathbf{p} \quad (2)$$

which is negligible for $m_a \ll m_e$.

- The space component, $\mu \neq 0$,

$$\mathcal{L}_{aee} = \langle \phi | \Omega | \phi \rangle, \quad \Omega = \frac{g_e}{2 f_a} \boldsymbol{\sigma} \cdot \mathbf{q}, \quad \mathbf{q} = \mathbf{p}' - \mathbf{p} \quad (3)$$

where \mathbf{p} and \mathbf{p}' are the initial and final electron momenta, f_a the axion decay constant and $\boldsymbol{\sigma}$ the spin of the electron.

An interaction of the form of Eq. (2) has been proposed by Sikivie [32] as a way of detecting the axion by causing atomic excitations, g_e is the relevant coupling constant to be determined by experiment.

¹ Heavier axions with larger mass in the 1eV region produced thermally (such as via the $a\pi\pi\pi$ mechanism), e.g. in the sun, are also interesting and are searched by CERN Axion Solar Telescope (CAST) [19]. Other axion like particles (ALPs), with broken symmetries not connected to QCD, and dark photons form dark matter candidates called WISPs (Weakly Interacting Slim Particles) , see, e.g.,[20], are also being searched.

The target is selected so that there exist two levels, say $|J_1, m_1\rangle$ and $|J_2, m_2\rangle$ which result from the splitting of the atomic levels by the magnetic field and they are characterized by the same n and ℓ so that they can be connected by the spin operator. The lower one $|J_1, m_1\rangle$ is occupied by electrons but the higher one $|J_2, m_2\rangle$ is completely empty at sufficiently low temperature. It can be populated only by exciting an electron to it from the lower one by the axion field. The occurrence of such an excitation is monitored by a tuned laser which excites such an electron from $|J_2, m_2\rangle$ to a higher state $|J_3, m_3\rangle$, which cannot be reached in any other way, by observing its subsequent decay.

In the present case we are interested in the case that the states $|J_1, m_1\rangle$ and $|J_2, m_2\rangle$ can be connected via the spin operator, i.e. the two states must have the same orbital structure and spins that can be reached by the spin operator (for single particle states, $J_1 = j_1$, $J_2 = j_2$, they must have the same n and ℓ quantum numbers). We distinguish to cases:

- i) $J_1 = J_2$. In this case the splitting is due to the magnetic field yielding about 10^{-4} eV/T. This is appropriate for detection of axions in the mass region $10^{-6} - 10^{-3}$ eV.
- ii) $J_1 \neq J_2$, i.e. they correspond to the two spin orbit partners. Then the energy splitting could be in the eV range and, thus, this arrangement is suitable for the detection of axions with mass in the same range.

Let us for simplicity assume a single particle transition. The relevant matrix element for the transition $j_1, m_1 \rightarrow j_2, m_2$ takes the form

$$\langle n\ell j_2 m_2 | \mathbf{q} \cdot \boldsymbol{\sigma} | n\ell j_1 m_1 \rangle = C_{\ell, j_1, m_1, J_2, m_2} q_{m_1 - m_2} I_{n\ell}(\mathbf{q}) \quad (4)$$

where $C_{\ell, j_1, m_1, j_2, m_2}$ depends on the atomic levels [33] and it will be given below, see section IV, and $I_{n\ell}(\mathbf{q})$ is given by

$$I_{n\ell}(\mathbf{q}) = \int d^3 \mathbf{p} \phi_{n\ell}(\mathbf{p} + \mathbf{q}) \phi_{n\ell}(\mathbf{p}) \quad (5)$$

Since the momentum transfer \mathbf{q} is small $I_{n\ell}(\mathbf{q}) \approx 1$. It can be shown that a similar result holds in the case of multi-particle configurations. So the matrix element becomes

$$|\text{ME}(\mathbf{q})|^2 = \left(\frac{g_e}{2f_a} \right)^2 (C_{\ell, J_1, m_1, J_2, m_2})^2 \left(\delta_{m_1, m_2} q_0^2 + \frac{1}{2} (q_1^2 + q_2^2) (1 - \delta_{m_1, m_2}) \right) \quad (6)$$

where \mathbf{q} is the momentum transfer to the atom with q_0 its component in the direction of the axis of quantization and q_1, q_2 along the other two axes.

The cross section becomes

$$\sigma = \frac{1}{v} \frac{1}{2m_a} |\text{ME}(\mathbf{q})|^2 \int \int \frac{d^3 \mathbf{p}_A}{(2\pi)^3} (2\pi)^3 \delta(\mathbf{q} - \mathbf{p}_A) 2\pi \delta(m_a + \frac{q^2}{2m_a} + E_i - E_f) \quad (7)$$

where \mathbf{p}_A the momentum transfer to the atom. $2m_a$ is the usual normalization for a boson field, In the above expression we have neglected the tiny recoiling energy of the atom. Thus

$$\sigma = \frac{1}{v} \frac{1}{2m_a} \left(\frac{g_e}{2f_a} \right)^2 (C_{\ell, j_1, m_1, j_2, m_2})^2 \left(\delta_{m_1, m_2} q_0^2 + \frac{1}{2} (q_1^2 + q_2^2) (1 - \delta_{m_1, m_2}) \right) 2\pi \delta(m_a + \frac{q^2}{2m_a} + E_i - E_f) \quad (8)$$

We will now fold the cross section with the axion velocity distribution, assuming that with respect to the galactic center is of the Maxwell-Boltzmann type:

$$f_g(v') = \frac{1}{v_0^3} \frac{1}{\pi \sqrt{\pi}} e^{-\left(\frac{v'}{v_0}\right)^2} \quad (9)$$

In the local frame, ignoring for the moment the motion of the Earth, we have $\mathbf{v}' \rightarrow \mathbf{v} + v_0 \hat{z}$

$$f_\ell(\mathbf{v}) = \frac{1}{v_0^3} \frac{1}{\pi \sqrt{\pi}} e^{-(y^2 + 2y\xi + 1)}, \quad y = \frac{v}{v_0} \quad (10)$$

The integration over the velocity distribution we find:

$$\langle y\sigma \rangle = \frac{1}{2m_a} \left(\frac{g_e}{2f_a} \right)^2 (C_{\ell, j_1, m_1, j_2, m_2})^2 \Lambda \quad (11)$$

where

$$\begin{aligned}
\Lambda &= \text{frac}1v_0 \int f(\mathbf{v})d^3\mathbf{v} \left(\delta_{m_1, m_2} q_0^2 + \frac{1}{2}(q_1^2 + q_2^2)(1 - \delta_{m_1, m_2}) \right) 2\pi\delta(m_a(1 + \frac{1}{2}v^2) + E_i - E_f) \\
&= \int v^2(m_a v)^2 2\pi\delta(m_a(1 + \frac{1}{2}v^2) + E_i - E_f) J \frac{1}{(v_0\sqrt{\pi})^3}, \\
J &= (v_0\sqrt{\pi})^3 \int f(\mathbf{v})d\Omega \left(\delta_{m_1, m_2}\xi^2 + \frac{1}{2}(1 - \xi^2)(1 - \delta_{m_1, m_2}) \right)
\end{aligned} \tag{12}$$

So the integration over the angles yields:

- In the galactic frame

$$J = e^{-y^2} 2\pi \int d\xi \left(\delta_{m_1, m_2}\xi^2 + \frac{1}{2}(1 - \xi^2)(1 - \delta_{m_1, m_2}) \right) = \frac{4\pi}{3} e^{-y^2} \tag{13}$$

which is symmetric.

- in the local frame we get:

$$J = e^{-1-y^2} 2\pi \int d\xi e^{-2y\xi} \left(\delta_{m_1, m_2}\xi^2 + \frac{1}{2}(1 - \xi^2)(1 - \delta_{m_1, m_2}) \right) \tag{14}$$

that is

$$J = 2\pi e^{-1-y^2} \left(\delta_{m_1, m_2} \frac{(2y^2 + 1) \sinh(2y) - 2y \cosh(2y)}{2y^3} + (1 - \delta_{m_1, m_2}) \frac{2y \cosh(2y) - \sinh(2y)}{4y^3} \right) \tag{15}$$

The integration over the magnitude of the velocity is trivial due to the δ function appearing in Eq. (36). We thus get in the local frame:

$$\Lambda = 4\sqrt{\pi}m_a \frac{1}{v_0} F_{m_1, m_2}(X), F_{m_1, m_2}(X) = \begin{cases} \frac{1}{2}e^{-X^2-1} \left((2X^2 + 1) \sinh(2X) - 2X \cosh(2X) \right), & m_1 = m_2 \\ \frac{1}{4}e^{-X^2-1} (2X \cosh(2X) - \sinh(2X)), & m_1 \neq m_2 \end{cases} \tag{16}$$

The extra factor of X^3 in going from Eq. (15) to Eq. (16) is the result of the integration over the velocity.

Sometimes we prefer to normalize the function $F_{m_1, m_2}(X)$. Then we write

$$\Lambda = 4\sqrt{\pi}m_a \frac{1}{v_0} N_{m_1, m_2} F_{m_1, m_2}^N(X), N_{m_1, m_2} = \begin{cases} \frac{1}{2}\sqrt{\pi}\text{erf}(1), & m_1 = m_2 \\ \frac{e\sqrt{\pi}\text{erf}(1)+2}{8e}, & m_1 \neq m_2 \end{cases} \tag{17}$$

In Eq. (17) $F_{m_1, m_2}^N(X)$ is a function of X given by

$$F_{m_1, m_2}^N(X) = \begin{cases} \frac{e^{-X^2-1} \left((2X^2 + 1) \sinh(2X) - 2X \cosh(2X) \right)}{\sqrt{\pi}\text{erf}(1)}, & m_1 = m_2 \\ \frac{2e^{-X^2} (2X \cosh(2X) - \sinh(2X))}{e\sqrt{\pi}\text{erf}(1)+2}, & m_1 \neq m_2 \end{cases} \tag{18}$$

with X given by:

$$X = \frac{c}{v_0} \left(\sqrt{2 \left(\frac{E_f - E_i}{m_a c^2} - 1 \right)} \right). \tag{19}$$

The normalization factor N_{m_1, m_2} , introduced to normalize $F_{m_1, m_2}(X)$, takes the values ≈ 0.75 for $m_1 = m_2$ and ≈ 0.28 for $m_1 \neq m_2$.

$$\langle y\sigma \rangle = \frac{1}{2} \frac{1}{v_0} \left(\frac{g_e}{f_a} \right)^2 \sqrt{\pi} (C_{\ell, j_1, m_1, j_2, m_2})^2 F_{m_1, m_2}(X). \tag{20}$$

The event associated with a flux of particles with velocity v is given by:

$$R = \Phi_a \sigma \quad (21)$$

where Φ_a is the axion flux given by $\Phi_a = \frac{\rho_a}{m_a} v = \frac{\rho_a}{m_a} y v_0$ with ρ_a the axion matter density in our vicinity of the galaxy. In this work we will assume that all dark matter in our vicinity is composed of axions. So it is obtained from the rotation curves and employed in standard dark matter searches, i.e. $\rho_a = 0.3 \text{ GeV/cm}^3$. This leads to a large axion particle density $\frac{\rho_a}{m_a}$ due to the smallness of the axion mass.

Thus averaging over the velocity distribution we get per atom

$$\langle R \rangle = \frac{\rho_a}{m_a} v_0 \langle y \sigma \rangle \quad (22)$$

Thus Eq. (21) for N atoms in the target becomes

$$R = R_0 g_e^2 (C_{\ell, j_1, m_1, j_2, m_2})^2 F_{m_1, m_2}(X), R_0 = \Phi_0 \sigma_0, \Phi_0 = N \frac{\rho_a}{m_a} v_0, \sigma_0 = \frac{\sqrt{\pi}}{2} \frac{1}{v_0} \frac{1}{f_a^2} \quad (23)$$

In the above expression we have separated the coupling constant g_e , which can be determined from experiment. R_0 is written as a product of two constants, one with the dimension of the flux, which varies inversely proportional to the axion mass and the other yields the scale of the cross section. The latter increases with the axion mass, since, as we shall see below, the parameter f_a is a decreasing function of the axion mass.

III. THE AXION ABSORPTION WIDTHS

Since the axion is absorbed one expects the cross section to exhibit a resonance behavior. This is exhibited by considering the function $F_{m_1, m_2}^N(X)$ in the variable X , which depends on the energy difference of the atomic levels, the axion mass and the velocity of the sun around the center of the galaxy. The energy difference depends, of course, on the magnetic quantum numbers m_1 and m_2 of the states involved.

Furthermore, since the axion disappears, the excitation energy must be larger than the axion mass. It is, however, bounded by the maximum energy of the axion

$$m_a < E_f - E_i \leq m_a \left(1 + \frac{1}{2} v_{max}^2\right) = m_a \left(1 + \frac{1}{2} v_{esc}^2\right) = m_a \left(1 + \frac{1}{2} v_0^2 y_{esc}^2\right) = m_a \left(1 + \frac{1}{2} v_0^2 2.84^2\right) \approx m_a (1 + 2 \times 10^{-6}) \quad (24)$$

The overall behavior of the functions $F_{m_1, m_2}^N(X)$ is exhibited in Fig. 2. In fact we find that the characteristics of the resonance are:

$$\begin{cases} \Gamma = 1.37, \langle X \rangle = 1.71, & \text{local frame, } m_1 = m_2 \\ \Gamma = 1.36, \langle X \rangle = 1.49, & \text{local frame, } m_1 \neq m_2. \end{cases} \quad (25)$$

This dependence of the widths on the magnetic quantum numbers of the states involved is a characteristic feature of the process and it can be exploited by experiments, if they reach adequate sensitivity in the measurement of the parameters of the width. Unfortunately the difference in the expected widths, Eq. (25), is small, about 1%, but the location of the resonances can differ by more than 10% (see Fig. 2). In the latter case one needs to correct for the dependence of X on Δm , since Δm is not the same for both types of transitions.

We have seen that we have resonance behavior in the variable X . Regarding the energy parameters we find

$$\Gamma_E = m_a c^2 \left(1 + \frac{1}{2} \left(\Gamma \frac{v_0^2}{c^2}\right)\right), \langle E \rangle = m_a c^2 \left(1 + \frac{1}{2} \left(\langle X \rangle \frac{v_0^2}{c^2}\right)\right) \quad (26)$$

Both are very close to the axion mass, since $(v_0/c)^2 \approx 0.5 \times 10^{-6}$

It is, of course, more practical to exhibit the function $F(X)$ as a function of the the energy $(E_f - E_i)/m_a c^2$. This is exhibited in Fig. 3. It is interesting to see that both the location of the maximum and the width of the resonance depends on the Δm , the difference of the magnetic sub-states involved in the transition.

Before proceeding further we should present the function $F_{m_1, m_2}^N(X)$ as a function of $\Delta = E_f - E_i$ by combining Eqs (18) and (19). Such a plots will be specialized in section VI for various atomic targets.

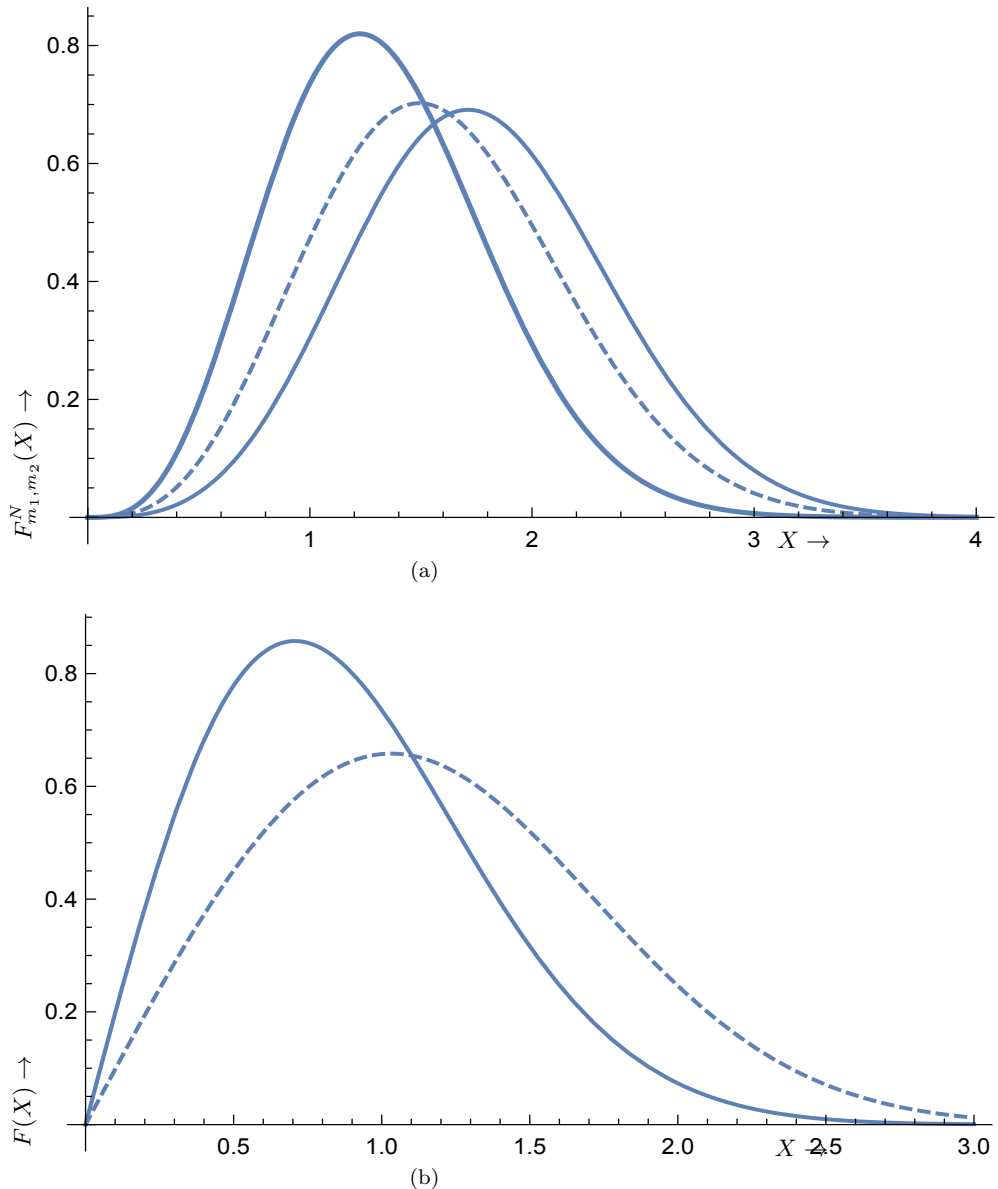


FIG. 2: (a) The normalized distribution $F_{m_1, m_2}^N(X)$ as a function of X , $X = \frac{1}{v_0} \left(\sqrt{2 \left(\frac{E_f - E_i}{m_a c^2} - 1 \right)} \right)$ with v_0 the velocity of the sun around the center of the galaxy, 220 km/s, is exhibited. The solid line holds for $m_1 = m_2$, while the dashed line for $m_2 = m_1 \pm 1$. The motion of the Earth was ignored. The widths are 1.37 and 1.36 the solid and the dashed curves. The corresponding values of $\langle X \rangle$ are 1.71 and 1.49 respectively, while the dispersion is 0.569 and 0.550 respectively. (b) For comparison the normalized distribution $F(X)$ $X = \frac{1}{v_0} \left(\sqrt{2 \left(\frac{\omega}{m_a c^2} - 1 \right)} \right)$, with ω the photon energy, in the case of the standard axion to photon conversion is presented, obtained with the same halo parameters as in (a), in the galactic frame (solid curve) and local frame. (dashed curve)

At this point we should mention that the width exhibits annual modulation due to the motion of Earth, see [34] for details. This can be simply included by making in the local frame we make the replacement:

$$F_0(X) \rightarrow e^{-\delta \cos \alpha - \delta^2} F_0 \left(X \left(\frac{1}{2} \delta \cos \alpha + 1 \right) \right), \quad (27)$$

where α is the phase of the Earth, $\alpha = 0$ around June 3rd, and δ the ratio of Earth's around the sun divided by the

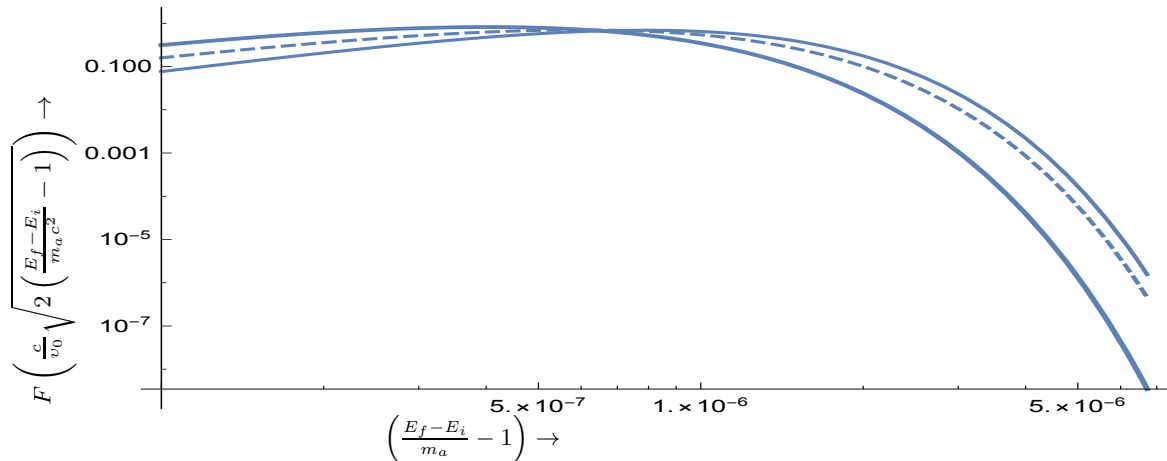


FIG. 3: The cross section exhibits resonance behavior. Shown is $F(X)$ as a function of $\left(\frac{E_f - E_i}{m_a c^2} - 1\right)$. The solid line corresponds to $m_1 = m_2$, while the dashed line corresponds to $m_1 \neq m_2$, both in the local frame.

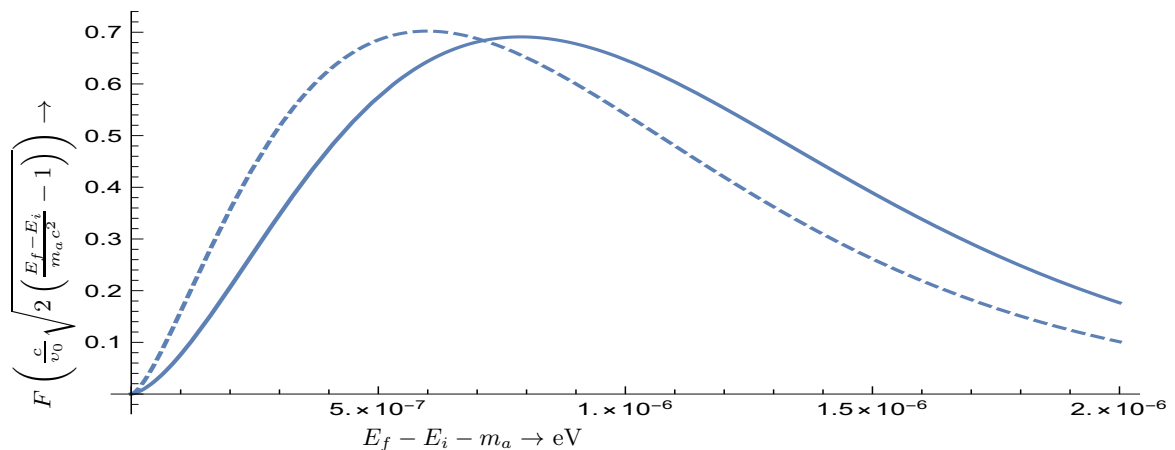


FIG. 4: Shown is $F(X)$ as a function of $E_f - E_i - m_a$. The solid line corresponds to $m_1 = m_2$, while the dashed line corresponds to $m_1 \neq m_2$, both in the local frame.

sun's velocity around the galaxy, $\delta \approx 0.135$. We thus get a time variation of the width shown in Fig. 5. We see that the effect is small, the difference between the maximum and the minimum is less than 3%, almost the same with that obtained in the axion to photon conversion [34]. We note, however that, in addition to the seasonal dependence we have a dependence on the magnetic quantum numbers of the states involved. The variation in the case of $m_1 \neq m_2$ is almost twice as large compared to that with $m_1 = m_2$. This, in principle, can be exploited by the experiments. It is amusing to know that the dispersion $\sigma = \sqrt{\langle X^2 \rangle - \langle X \rangle^2}$ also exhibits a time dependence (see Fig. 6).

IV. ATOMIC PHYSICS CONSIDERATIONS

We will consider some atomic targets which possess two features. The ground state is composed of a multiplet of the form $n^{2S+1}L_{J_1}$, $S \neq 0$ while the excited state is of the form $n^{2S+1}L_{J_2}$ with $|J_1 - 1| \leq J_2 \leq J_1 + 1$, so that it can be reached by spin excitations.

The following types of excitations $|j_1, m_1\rangle \rightarrow |j_2, m_2\rangle$ are in principle possible:

- $|j_1, -j_1\rangle \rightarrow |j_1, -j_1 + 1\rangle$, indicated as type A

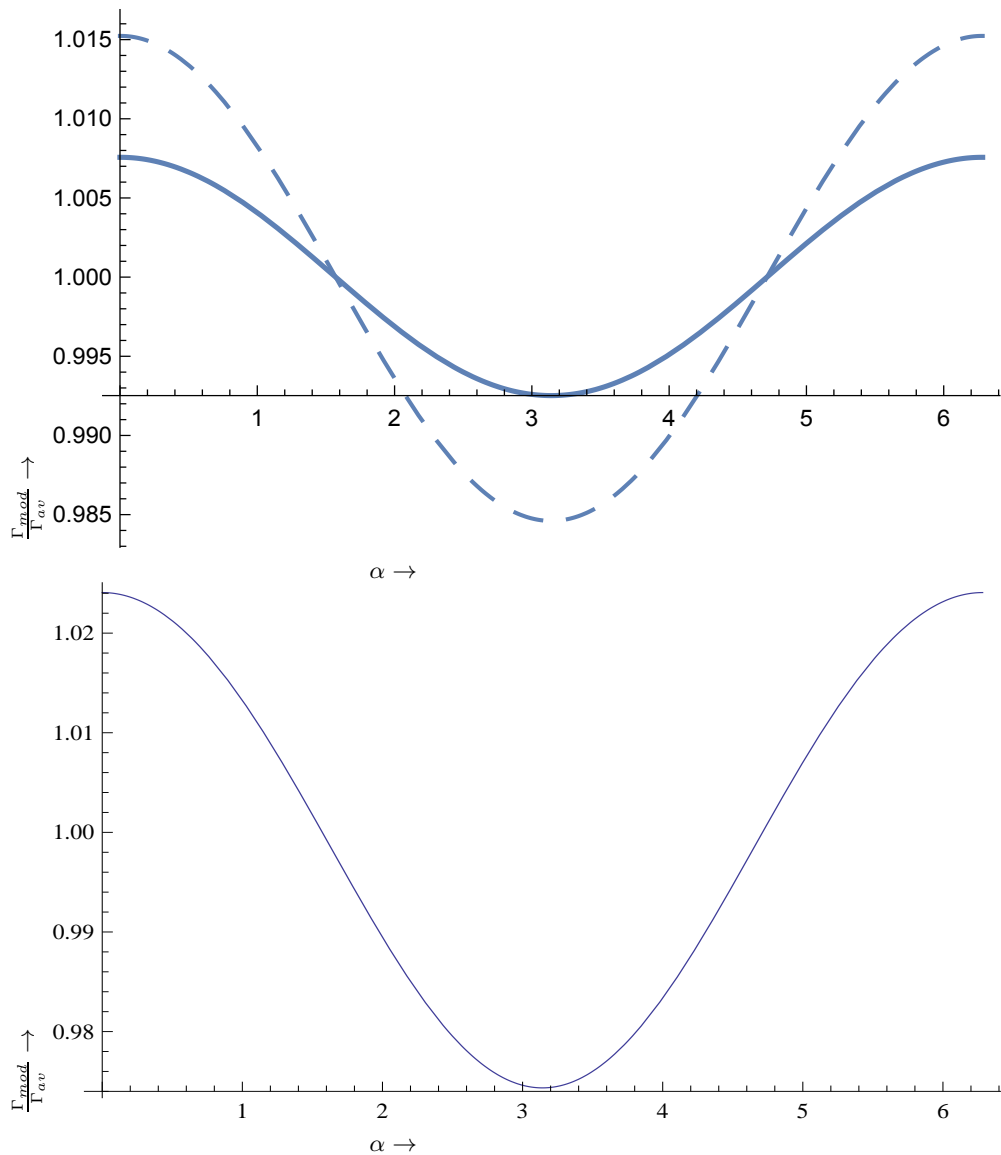


FIG. 5: In the top panel we exhibit the modulation of the width Γ , relative to its average value, as a function of the phase of the Earth. The notation for the curves is the same as in Fig. 2. For comparison we present in the bottom panel the modulation curve obtained in the case of the standard axion to photon conversion, obtained with the same halo parameters [34].

- $|j_1, -j_1\rangle \rightarrow |j_2, -j_1 - 1\rangle$, indicated as type B
- $|j_1, -j_1\rangle \rightarrow |j_2, -j_1\rangle$, indicated as type C
- $|j_1, -j_1\rangle \rightarrow |j_2, -j_1 + 1\rangle$, indicated as type D

As we will see below some of these types may not be allowed by the angular momentum selection rules. Thus, e.g., for states $s_{1/2}$ single particle states only the A type is possible. For many electron configurations see subsection IV B.

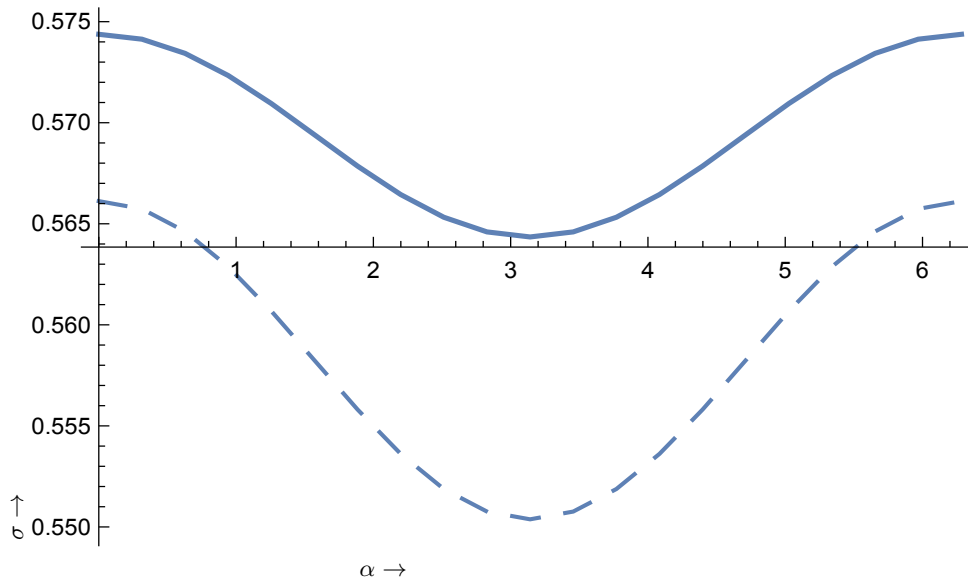


FIG. 6: The time variation of the dispersion $\sigma = \sqrt{\langle X^2 \rangle - \langle X \rangle^2}$ for axion absorption by an atom due to the motion of the Earth. The notation for the curves is the same as in Fig. 5.

A. Single particle spin orbit partners

The ground state is a single particle state is of the form $n\ell j_1$, $j_1 = |\ell - 1/2|$ while the state $n\ell j_2$, $j_2 = \ell + 1/2$ is empty. Such examples can be found in the atomic data.

Since this is an one body transition, $J_1 = j_1$, $J_2 = j_2$ the relevant matrix element takes the form:

$$C_{\ell, j_1, m_1, j_2, m_2} = \langle j_1 m_1, 1 m_2 - m_1 | j_2 m_2 \rangle \sqrt{(2j_1 + 1)3} \sqrt{2\ell + 1} \sqrt{6} \begin{Bmatrix} \ell & \frac{1}{2} & j_1 \\ \ell & \frac{1}{2} & j_2 \\ 0 & 1 & 1 \end{Bmatrix} (-1)^{m_1 - m_2} \quad (28)$$

i.e. it simply expressed in terms of a Glebsch-Gordan coefficient and the nine- j symbol. We are interested in the case $j_1, m_1 = j_1, -J_1$. The relevant coefficients are tabulated in table I.

i) First we will consider a target with the ground being a single $p_{1/2}$ orbital, while the $p_{3/2}$ is empty. Let us suppose that the spin orbit splitting is ϵ_p . In the presence of a magnetic field the m-degeneracy is removed and the ground state is in the state $|j_1, m_1\rangle = |1/2, -1/2\rangle$. Then we have the following spin induced transitions:

$$|1/2, -1/2\rangle \rightarrow |1/2, 1/2\rangle, |1/2, -1/2\rangle \rightarrow |3/2, -3/2\rangle, |1/2, -1/2\rangle \rightarrow |3/2, -1/2\rangle, |1/2, -1/2\rangle \rightarrow |3/2, 1/2\rangle$$

indicated as A,B,C and D respectively. To leading order the spin g_s factors are $g_s = (2/3, 4/3)$ for $p_{1/2}$ and $p_{3/2}$ respectively. Thus the axion masses that can be detected (minimum allowed transition energies) are

$$m = \left\{ \frac{2\delta}{3}, \epsilon_p - \frac{5\delta}{3}, \epsilon_p - \frac{\delta}{3}, \delta + \epsilon_p \right\}$$

where $\delta = \mu_B B$ with μ_B the Bohr magneton and B the magnetic field. For a field of 1T we find $\delta = 5.788 \times 10^{-5}$ eV, i.e.

$$\delta = 5.788 \times 10^{-5} \frac{B}{1\text{T}} \text{eV} \quad (29)$$

A good candidate for such a transition is ^{13}Al , involving the orbitals $2p_{1/2}$ and $2p_{3/2}$. We find $\epsilon_p = 0.65$, which in good agreement with existing tables (<https://www.nist.gov/pml/atomic-spectra-database>). Thus

$$m = \left\{ 0.0000386 \frac{B}{1\text{T}}, \epsilon_p - 0.0000965 \frac{B}{1\text{T}}, \epsilon_p - 0.0000193 \frac{B}{1\text{T}}, \epsilon_p + 0.0000579 \frac{B}{1\text{T}} \right\}, C\{2/9, 4/3, 8/9, 4/9\},$$

where C are the corresponding spin matrix elements.

ii) Next we will consider a target with the ground being containing a single $d_{3/2}$ orbital, while the $d_{5/2}$ is empty. Let us suppose that the spin orbit splitting is ϵ_d . In the presence of a magnetic field the m-degeneracy is removed and the ground state is in the state $|j_1, m_1\rangle = |3/2, -3/2\rangle$. To leading order the g_s values are $g_s = (4/5, 6/5)$ for $d_{3/2}$ and $d_{5/2}$. Then we have the following spin induced transitions:

$$|3/2, -3/2\rangle \rightarrow |3/2, 1/2\rangle, |3/2, -3/2\rangle \rightarrow |5/2, -5/2\rangle, |3/2, -3/2\rangle \rightarrow |5/2, -3/2\rangle, |3/2, -3/2\rangle \rightarrow |5/2, -1/2\rangle$$

indicated again as A,B,C and D respectively. Thus the axion detectable masses are:

$$m = \left\{ \frac{8\delta}{5}, \epsilon_d - \frac{9\delta}{5}, \epsilon_d - \frac{3\delta}{5}, \epsilon_d + \frac{3\delta}{5} \right\}$$

Our best candidate found in the above reference is the target ${}_{21}\text{Sc}$ involving the $3d_{3/2} \rightarrow 3d_{5/2}$ transitions with $\epsilon_d = 0.021$ eV. Other candidates can also be found in the same reference, e.g.: Z=39 (Y I, $4d_{3/2,5/2}$, 0.066 eV) and Z=71 (Lu I, $5d_{3/2,5/2}$, 0.25 eV, where I indicates that it is a neutral atom. We thus find

$$m = \left\{ 0.000092608 \frac{B}{1\text{T}}, \epsilon_d - 0.000104184 \frac{B}{1\text{T}}, \epsilon_d - 0.000034728 \frac{B}{1\text{T}}, \epsilon_d + 0.000034728 \frac{B}{1\text{T}} \right\}, C = \{4/25, 8/5, 16/25, 4/25\}$$

where again C are the corresponding spin matrix elements.

iii) $s_{1/2}$ states. Such states exist in many atomic targets. In all such cases

$$m = 2\delta = 1.2 \times 10^{-4} \frac{B}{1\text{T}}, C = 2.$$

We note the large spin matrix element.

Note that in the case of $s_{1/2}$ and the A type transitions the lowest value of the WIMP mass required for the process to take place is very small, since the spin orbit splitting does not appear. If such configuration exists in the ground state of the atom considered, the obtained results are independent of the atom.

The transition energy is also small for the other type of transitions, if the spin orbit splitting is small as, e.g., in the case for all 3d-transitions considered here, since the spin orbit splitting is quite small (0.021 eV). On the other hand in the case of 2p-levels for the B,C,D transitions, a value of the mass ≥ 0.65 eV is required, due to the fact that the spin orbit splitting is a bit higher (0.65 eV).

B. More than one electron configurations

1. Two electron configurations

The simplest possible case is two electron configurations. Now the needed states are spin symmetric. Antisymmetry of the wave functions requires the space part to be antisymmetric, i.e. a wave function of the form

$$\psi = \phi_{n\ell}^2(r) [L = \text{odd}, S = 1] J = L - 1, L, L + 1$$

i.e. spin triplet and L odd states. Two possibilities come to mind :

Of special interest are the cases involving the functions:

$$\psi = \phi_{n\ell}^2(r)^3 P_J, \quad \phi_{n\ell}^2(r)^3 F_J$$

Then the spin matrix element can be cast in form:

$$C_{L, J_1, m_1, J_2, m_2} = \langle {}^3L_{J_2 m_2} | \sigma | {}^3L_{J_1 m_1} \rangle = \frac{1}{\sqrt{2J_2 + 1}} \langle J_1 m_1, 1 m_2 - m_1 | J_2 m_2 \rangle \langle {}^3L_{J_2} || \sigma || {}^3L_{J_1} \rangle, L = P, F \quad (30)$$

i) The carbon atom.

In this case the gs is of the form $2s^2 2p^4 {}^3P_0$, while the excited state which can be populated by spin excitations is 3P_1

at 16.41671 cm^{-1} about 1.94 eV. So the initial state is not degenerate so the only excitations are $0 \rightarrow m$ caused by the spin σ_m . In addition one must consider the splitting of the final multiplet which is

$$-\frac{3}{\sqrt{2}}\delta, 0, \frac{3}{\sqrt{2}}\delta \text{ for } m = -1, 0, 1 \text{ respectively.}$$

. Thus

$$m = \left\{ 0, \epsilon - \frac{3}{\sqrt{2}}\delta, \epsilon, \epsilon + \frac{3}{\sqrt{2}}\delta \right\}, \epsilon = 1.94 \text{ eV} \quad (31)$$

ii) The Ti atom.

the gs is of the form $4s^2 3d^2 {}^3F_2$. The excited state that can be reached is 3F_3 at $170.134 \text{ cm}^{-1} = 0.02 \text{ eV}$. Thus

$$\left\{ \frac{2\sqrt{5}\delta}{3}, \frac{5\sqrt{5}\delta}{6} + \epsilon, \sqrt{5}\delta + \epsilon, \frac{7\sqrt{5}\delta}{6} + \epsilon \right\}, \epsilon = 0.02 \text{ eV} \quad (32)$$

The reduced matrix elements are given in table II. The full matrix element $\langle {}^3P_{J_2 m_2} | \sigma | {}^3P_{J_1, -J_1} \rangle^2$ and $\langle {}^3F_{J_2 m_2} | \sigma | {}^3F_{J_1, -J_1} \rangle^2$ are also shown in II

2. More than two electron configurations

The evaluation of the matrix element is a bit more complicated, but it can be calculated using standard techniques. Of special interest to us is the Fe atom. In this case the ground state is a six electron configuration $3d^6 4s^2 {}^5D_4$ while the excited state that can be populated by spin excitations is the first excited state 5D_3 at $415.933 \text{ cm}^{-1} = 0.05 \text{ eV}$.

The reduced matrix elements and the full matrix element for the two m-combinations allowed in the case $\langle {}^5D_{J_2 m_2} | \sigma | {}^5D_{J_1, -J_1} \rangle^2$ are given in table II.

Taking half of the relevant reduced spin matrix elements and $g_s = 2$ one can evaluate the needed matrix elements of the magnetic moment and the resulting splitting. Since only the transitions of the type A and D appear in this case, one finds

$$m = \left\{ \frac{\delta}{2}, 0, 0, (\epsilon + \delta)\frac{1}{2} \right\}, \epsilon = 0.05 \text{ eV} \quad (33)$$

V. LOW TEMPERATURE REQUIREMENTS

As we have mentioned the detection of very light axions, in the regime of a few μeV mass, crucially depends on the condition that the second level must be essentially free of electrons. To achieve this condition the target material should be brought at low temperatures. The critical temperature depends on the axion mass to be explored. The average number of electrons expected to be at any given at the excited state is N_A times the probability of occupancy which is given by the Boltzmann distribution probability, $e^{-m_a/kT}$. The number of electrons per year is expected to be $N_{th} = e^{-m_a/kT} N_A$. Let us take as expected number of real events those estimated above in a year, reduced by a factor of 100 due to g_e , the angular momentum effect $(C_{j_1, m_1, j_2, m_2, \ell})^2$ etc, i.e. $R = 7.5 \times 10^4 \times 10^{-2} \left(\frac{0.6 \times 10^{-4} \text{ eV}}{m_a} \right)$. We impose the condition

$$R \geq N_{th} \times 10^2 \quad (34)$$

i.e. the population of the excited sate induced by the axion is 100 times larger than that coming from the Boltzmann factor. In other words

$$7.5 \times 10^4 \times 10^{-2} \left(\frac{0.6 \times 10^{-4} \text{ eV}}{m_a} \right) \geq 6.0 \times 10^{23} \times 10^2 e^{-m_a/kT} \Rightarrow m_a e^{-m_a/kT} \leq 7.5 \times 10^{-28} \quad (35)$$

The condition on the temperature is given in Fig. 7

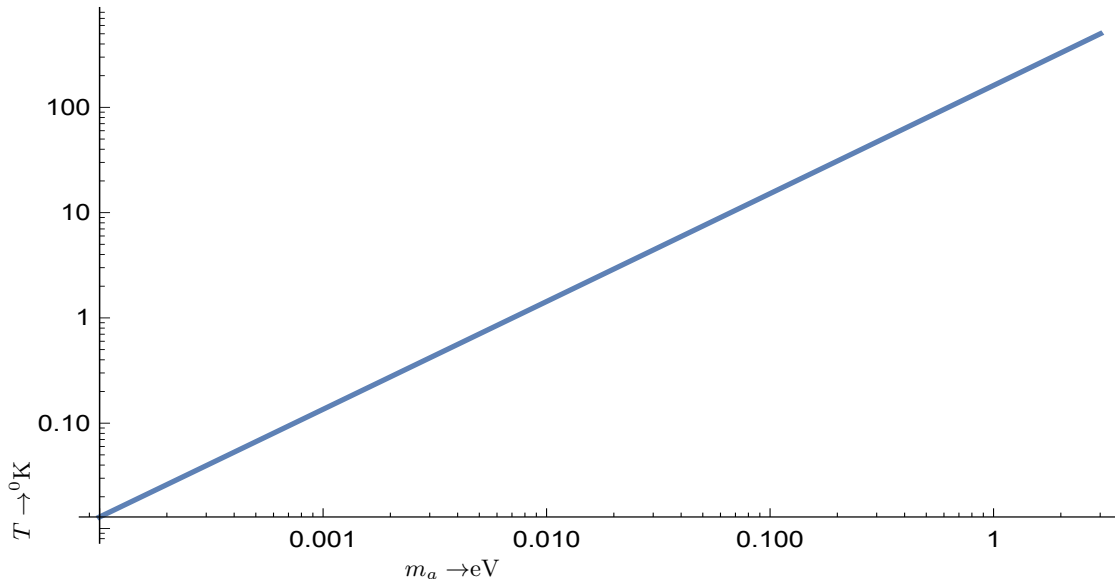


FIG. 7: The temperature in degrees Kelvin to be achieved is the region below the above curve, so that the population of the excited state by thermal electrons can be neglected.

TABLE I: The coefficients $(C_{j_1, m_1, j_2, m_2, \ell})^2$ connecting via the spin operator a given initial state $|i\rangle = |n\ell, j_1, -j_1\rangle$ with all possible states $|f\rangle = |n\ell, j_2, m_2\rangle$, for $\ell = 0, 1, 2, 3$.

$ i\rangle$		$ f\rangle$		$C_{j_1, m_1, j_2, m_2, \ell}^2$	
ℓ	j_1	m_1	j_2		m_2
0	1	—	1	1	2
1	1	—	1	1	2
1	1	—	1	2	2
1	1	—	1	—	2
1	1	—	1	1	4
2	2	—	1	1	6
2	2	—	1	—	25
2	2	—	1	2	16
2	2	—	1	—	25
2	2	—	1	1	10
3	3	—	1	1	49
3	3	—	1	—	7
3	3	—	1	2	24
3	3	—	1	—	49
3	3	—	1	—	49

Thus in the search for very light axions one has to develop detectors involving materials, which at these low temperatures exhibit atomic structure. Ordinary atoms do not suffice. The ions of the crystal still exhibit atomic structure involving the bound electrons, as, e.g., the CUORE detector of Crystalline $^{130}\text{TeO}_2$ at low temperatures. The electronic states probably won't carry all the important quantum numbers as their corresponding neutral atoms. So one may prefer to consider targets which contain appropriate impurity atoms in a host crystal, e.g chromium in sapphire. As a matter of fact it is very encouraging that already there exist proposals involving rare-earth ions doped into solid-state crystalline materials [35] at temperatures 1.9 - 4.2⁰ K.

It is, also, possible that one may be able to employ at low temperatures some exotic materials used in quantum technologies (for a review see [36]) like nitrogen-vacancy (NV), i.e. materials characterized by spin $S = 1$, which in a magnetic field allow transitions between $m = 0$, $m = 1$ and $m = -1$.

The reduced matrix elements are given in table II. the full matrix element $\langle {}^3P_{J_2 m_2} | \sigma | {}^3P_{J_1, -J_1} \rangle^2$ is also shown in II

TABLE II: The coefficients $\langle {}^3P_{J_2} || \sigma || {}^3P_{J_1} \rangle$, $\langle {}^3F_{J_2} || \sigma || {}^3F_{J_1} \rangle$ and the corresponding two particle total matrix elements $|ME|^2$. Note that the initial sub-state is of the form $|j_1, m_1\rangle = |J_1, -J_1\rangle$

J_1	J_2	$\langle {}^3P_{J_2} \sigma {}^3P_{J_1} \rangle$	m_1	q	$\frac{\langle J_1, m_1 1, 1q J_2, m_1 + q \rangle}{\sqrt{2J_2 + 1}}$	$ ME ^2$
0	1	$-24\sqrt{3}$	0	$\pm 1, 0$	1	1728
1	0	$-2\sqrt{6}$	-1	1	$\frac{1}{\sqrt{3}}$	8
1	1	$3\sqrt{2}$	-1	1	$-\frac{1}{\sqrt{6}}$	3
1	2	$\sqrt{30}$	-1	-1	$\frac{1}{\sqrt{5}}$	6
1	2	$\sqrt{30}$	-1	0	$\frac{1}{\sqrt{10}}$	3
1	2	$\sqrt{30}$	-1	1	$\frac{1}{\sqrt{30}}$	1
2	1	$-\sqrt{30}$	-2	1	$-\frac{1}{\sqrt{5}}$	6
2	2	$-\sqrt{30}$	-2	1	$-\frac{1}{\sqrt{15}}$	2

J_1	J_2	$\langle {}^3F_{J_2} \sigma {}^3F_{J_1} \rangle$	m_1	q	$\frac{\langle J_1, m_1 1, 1q J_2, m_1 + q \rangle}{\sqrt{2J_2 + 1}}$	$ ME ^2$
2	2	$-10\sqrt{\frac{2}{3}}$	-2	1	$-\frac{1}{\sqrt{15}}$	$\frac{40}{9}$
2	3	$\frac{20}{\sqrt{6}}$	-2	-1	$\frac{1}{\sqrt{7}}$	$\frac{400}{21}$
2	3	$\frac{20}{\sqrt{6}}$	-2	0	$\frac{1}{\sqrt{21}}$	$\frac{400}{63}$
2	3	$\frac{20}{\sqrt{6}}$	-2	1	$\frac{1}{\sqrt{105}}$	$\frac{80}{63}$
3	2	$-\frac{20}{\sqrt{3}}$	-3	1	$\frac{1}{\sqrt{7}}$	$\frac{400}{21}$
3	3	$\sqrt{\frac{35}{3}}$	-3	1	$\frac{1}{2\sqrt{7}}$	$\frac{5}{12}$
3	4	$3\sqrt{15}$	-3	-1	$\frac{1}{3}$	15
3	4	$3\sqrt{15}$	-3	0	$\frac{1}{6}$	$\frac{15}{4}$
3	4	$3\sqrt{15}$	-3	1	$\frac{1}{6\sqrt{7}}$	$\frac{15}{28}$
4	3	$-3\sqrt{15}$	-4	1	$\frac{1}{3}$	15
4	4	15	-4	1	$-\frac{1}{3\sqrt{5}}$	5

J_1	J_2	$\langle {}^5D_{J_2} \sigma {}^5D_{J_1} \rangle$	m_1	q	$\frac{\langle J_1, m_1 1, 1q J_2, m_1 + q \rangle}{\sqrt{2J_2 + 1}}$	$ ME ^2$
4	4	$3\sqrt{5}$	-4	1	$-\frac{1}{3\sqrt{5}}$	1
4	3	3	-4	1	$\frac{1}{3}$	1
3	3	$\sqrt{21}$	-3	1	$-\frac{1}{2\sqrt{7}}$	$\frac{3}{4}$

VI. SOME ESTIMATES ON THE EXPECTED RATES

Using the results of section II we can cast the event rate in the form:

$$R = R_0 (C_{\ell, j_1, m_1, j_2, m_2})^2 F_{m_1, m_2}(X), R_0 = \Phi_0 \sigma_0, \Phi_0 = N \frac{\rho_a}{m_a} v_0, \sigma_0 = \frac{\sqrt{\pi}}{2} \frac{1}{v_0} \frac{1}{f_a^2} g_e^2 \quad (36)$$

with N the number of atoms in the target and ρ_a the energy density in our vicinity taken to be $0.3 \text{ GeV}/(\text{cm}^3)$.

The coupling g_e is not known and, hopefully, it can be extracted from experiment. The coupling of axion to matter has been investigated [37, 38], in particular in the context of the DFSZ axion models [7, 9]. This leads to:

$$g_e = \frac{1}{3} \left(1 - \frac{\tan^2 \beta}{1 + \tan^2 \beta} \right), \tan \beta = \frac{v_2}{v_1} \text{ or } g_e = \frac{1}{3} \cos^2 \beta \quad (37)$$

Where $\tan \beta$ is the ratio of the vacuum expectation values of the two doublets of the model. The parameter β is not known. It is argued in DFSZ [39] that $\frac{1}{2} < \cos^2 \beta < 1$ Thus we find $\frac{1}{6} < g_e < \frac{1}{3}$. We will conservatively adopt the value $g_e = \frac{1}{6}$ The parameter R_0 can be estimated as a function of m_a assuming a relationship between the f_a and m_a . Such a prescription can be found in the analysis of ref. [40], which provides exclusion ranges based on dark intervals based on approximate CAST and ADMX search data. Thus in the mass range of interest to our work:

$$f_a = \{1. \times 10^{11}, 8. \times 10^{10}, 3. \times 10^{10}, 6. \times 10^9, 2.2 \times 10^8, 2. \times 10^8, 1. \times 10^8, 8. \times 10^7, 2. \times 10^7, 1. \times 10^7, 3 \times 10^6\} \text{GeV}$$

corresponding to

$$m_a = \{0.00006, 0.0001, 0.0002, 0.001, 0.02, 0.021, 0.05, 0.066, 0.25, 0.65, 1.95\} \text{eV}$$

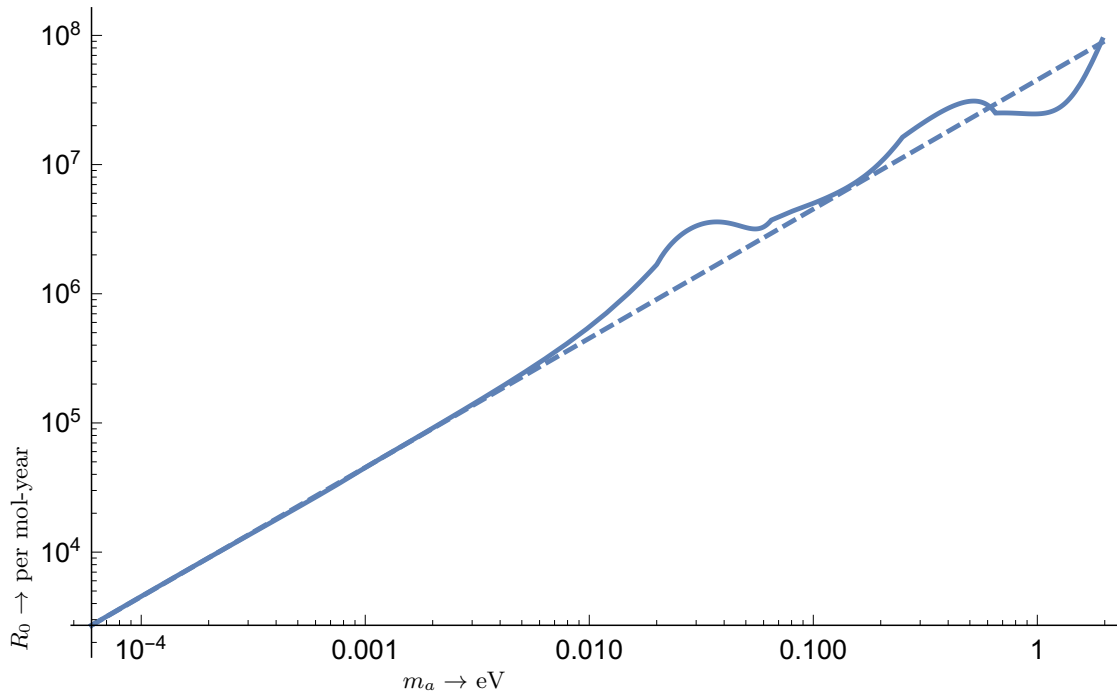


FIG. 8: The scale parameter R_0 employing the data of the analysis of ref. [40] solid line. These are in agreement with the relation $f_a m_a = \Lambda_{QCD}^2$, $\Lambda_{QCD} = 218\text{MeV}$, dashed line.

Using this relation we obtain R_0 as given in Fig. 8: We thus see that for the same coupling g_e the expected rate can change many orders of magnitude as the axion mass increases. Thus even for a mass $m_a = 0.01$, smaller than the spin orbit splitting of the atoms considered in this work, the expected rate is 5.5×10^5 per mol-year. Thus, if the axion mass turns out to be in this range, the process can be detected even if the elementary coupling g_e^2 is smaller by a factor C_g . Furthermore, as we have seen, for large axion mass, one does not have to perform the experiment at very low temperatures.

We are now ready to compute the total rates and present them in various plots below, incorporating $(C_{j_1, m_1, j_2, m_2, \ell})^2$. In the plots that follow the resonance behavior is quite clear. The location of the resonance as well as its width depend on the atom considered through the parameters m_i , which depend on the spin orbit splitting ϵ as well as the energy δ due to the magnetic moment, the latter being proportional to the magnetic field employed. For compactness of presentation we will put all possible transition types in a given type in the same plot, indicating the factor C_g mentioned above.

Before we proceed further with the details of the rates of various atoms we will make some qualitative estimates of the expected widths and locations of the resonances in the energy space. Using Eqs (25) and (19) one finds

- $\langle E \rangle_A \approx 3 \times 10^{-11} \frac{\text{B}}{1\text{T}}$, $\Gamma_A \approx 2 \times 10^{-11} \frac{\text{B}}{1\text{T}}$
- $\langle E \rangle_{B,D} \approx 8 \times 10^{-7} \frac{\epsilon}{1\text{eV}}$, $\Gamma_{B,D} \approx 5.5 \times 10^{-7} \frac{\epsilon}{1\text{eV}}$
- $\langle E \rangle_C \approx 7 \times 10^{-7} \frac{\epsilon}{1\text{eV}}$, $\Gamma_C \approx 5 \times 10^{-7} \frac{\epsilon}{1\text{eV}}$

We should keep in mind, however, that the rates are not normalized

We will consider the following cases: i) s-orbitals.

For such atoms the obtained rate is shown in Fig. 9.

ii) p-orbitals.

The event rate is exhibited in Fig. 10.

iii) d-orbitals.

The obtained event rates are shown in Figs 11-13.

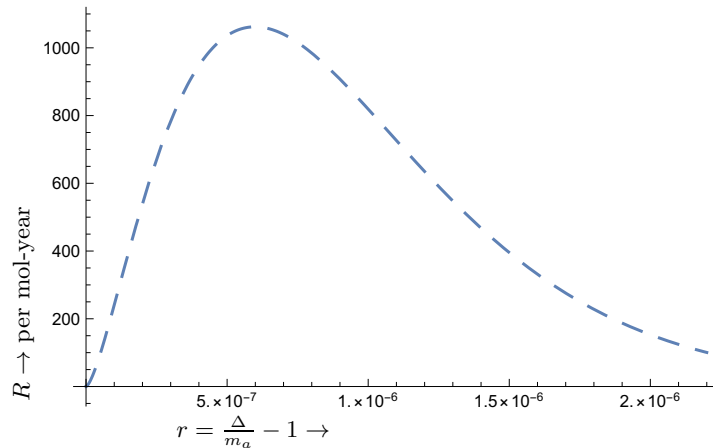


FIG. 9: The only possible transition is of A type. Now the transition energy is $\Delta = 6 \times 10^{-5} \frac{B}{1T} (1+r)$ eV. The extracted width is $\Gamma \approx 10^{-11}$ eV

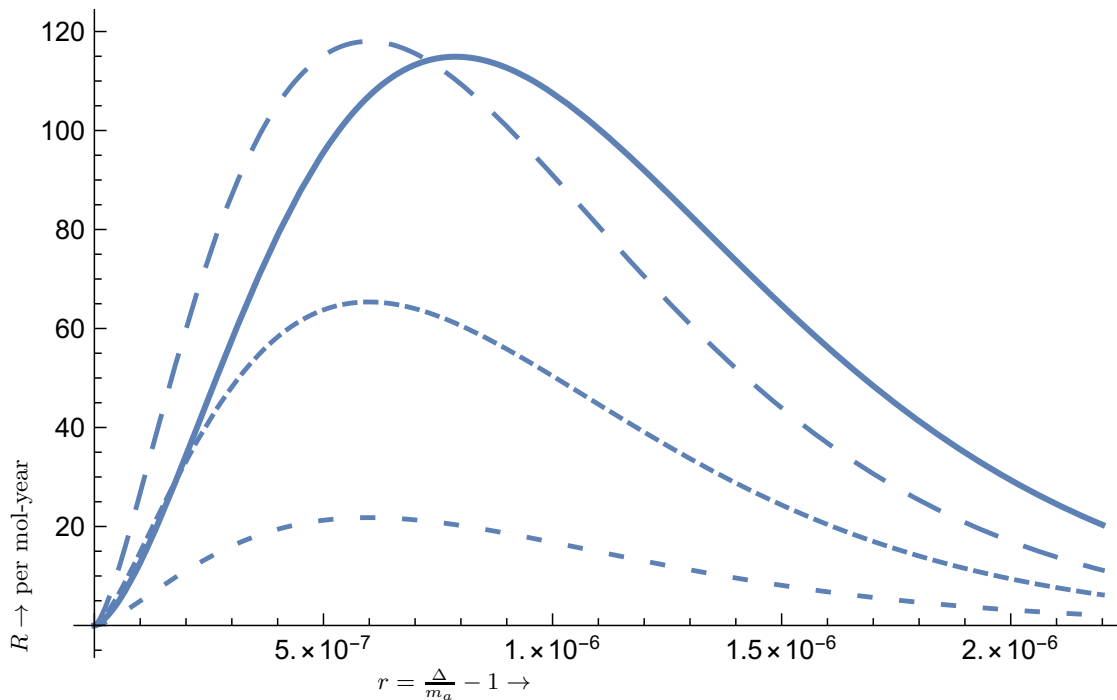


FIG. 10: The rate as a function of $r = \frac{\Delta}{m_a} - 1$, $\Delta = E_f - E_i$, for transition types A, B, C, D indicated by long dash, short dash, solid line and intermediate dash respectively. For transition types B, C, D the value $C_g = 10^{-5}$ was employed. In these plots the shape is essentially determined the velocity distribution, with the maximum value of r coming from the assumed escape velocity. The actual transition energy Δ is obtained from r by $\Delta = m_i(1+r)$. m_i is a short hand notation for $m_a(i)$, $i = A, B, C, D$. The parameters m_i are as follows $m_A = \frac{2\delta}{3}$, $m_B = \epsilon - \frac{5\delta}{3}$, $m_C = \epsilon - \frac{\epsilon}{3}$, $m_D = \delta + \epsilon$. In the case of ^{13}Al considered here $\epsilon = 0.65$ eV. For other single particle p-orbitals only ϵ may be different. The resonance behavior is quite clear. The location of the resonance and its width depend on the atom through the parameters m_i , i.e. ϵ as well as δ (proportional to the magnetic field employed). Thus they become different for the various types, especially for A type and the rest.

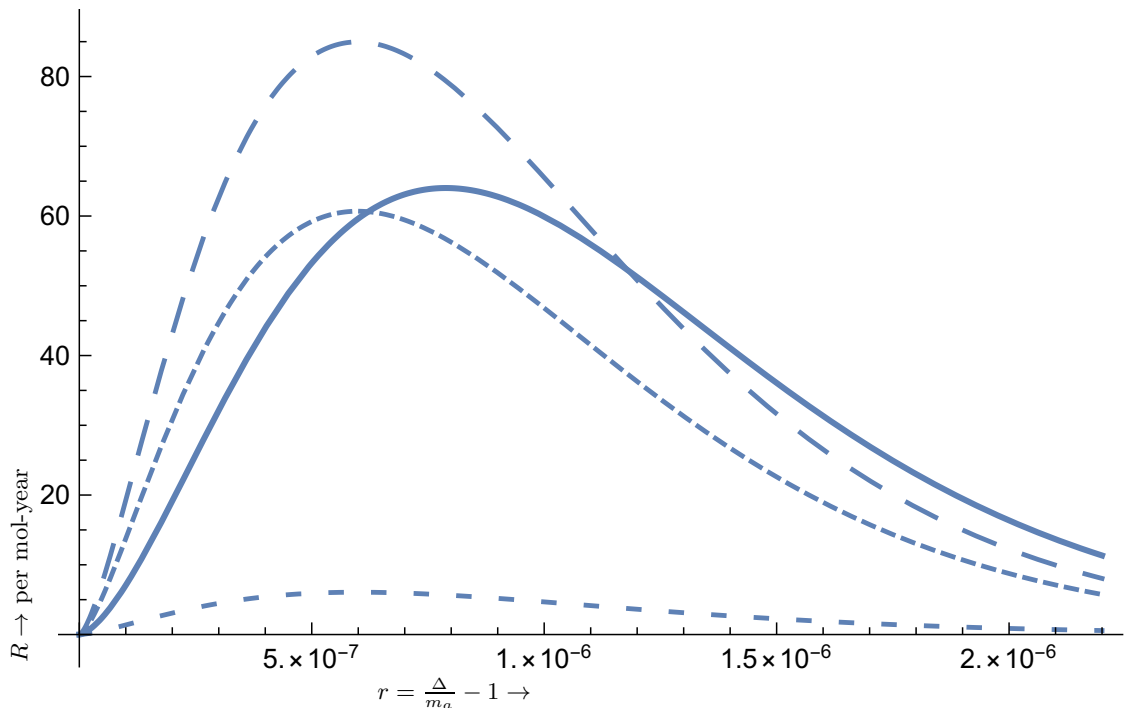


FIG. 11: The same as in Fig. 10 in the case of the atom ${}_{21}\text{Sc}$. For transition types B, C, D the value $C_g = 10^{-4}$ was employed. The transition energy is obtained from r by $\Delta = m_i(1+r)$, $i = A, B, C, D$. The parameters m_i are as follows: $m_A = \frac{8\delta}{5}$, $m_B = \epsilon - \frac{9\delta}{5}$, $m_C = \epsilon - \frac{3\delta}{5}$, $m_D = \epsilon + \frac{3\delta}{5}$, with $\epsilon = 0.021\text{eV}$.

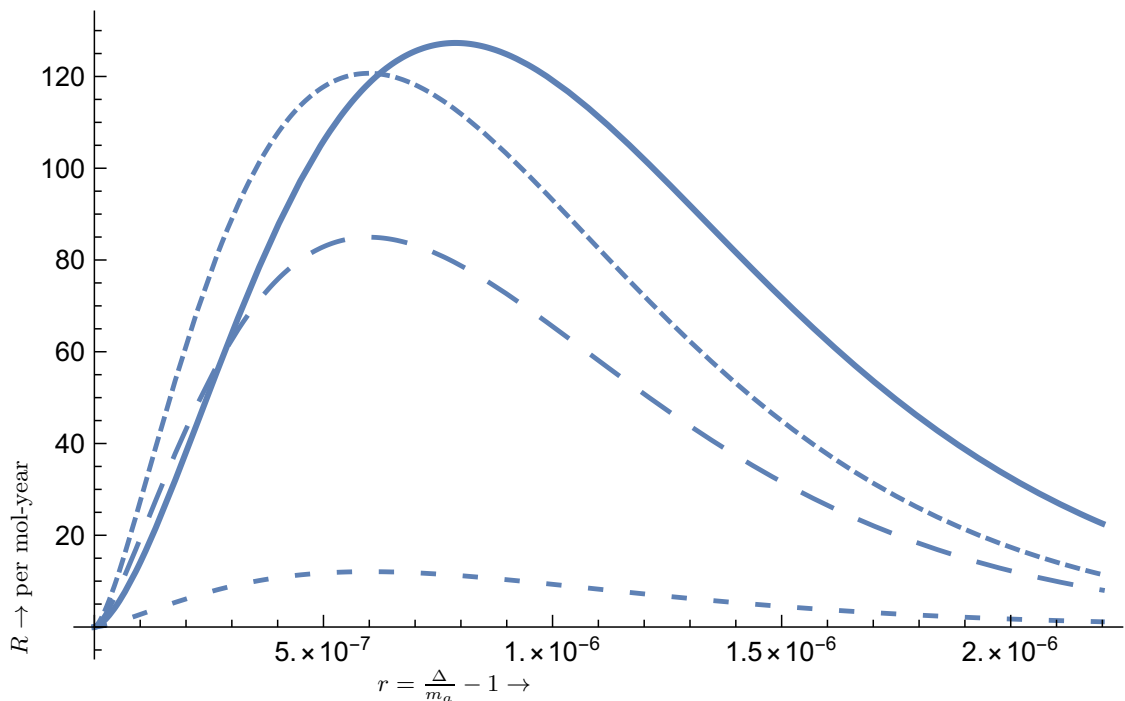


FIG. 12: The same as in Fig. 11 in the case of the atom ${}_{39}\text{Y}$, which also involves d-orbitals, but in this case $\epsilon = 0.066\text{eV}$. For transition types B, C, D the value $C_g = 10^{-4}$ was employed.

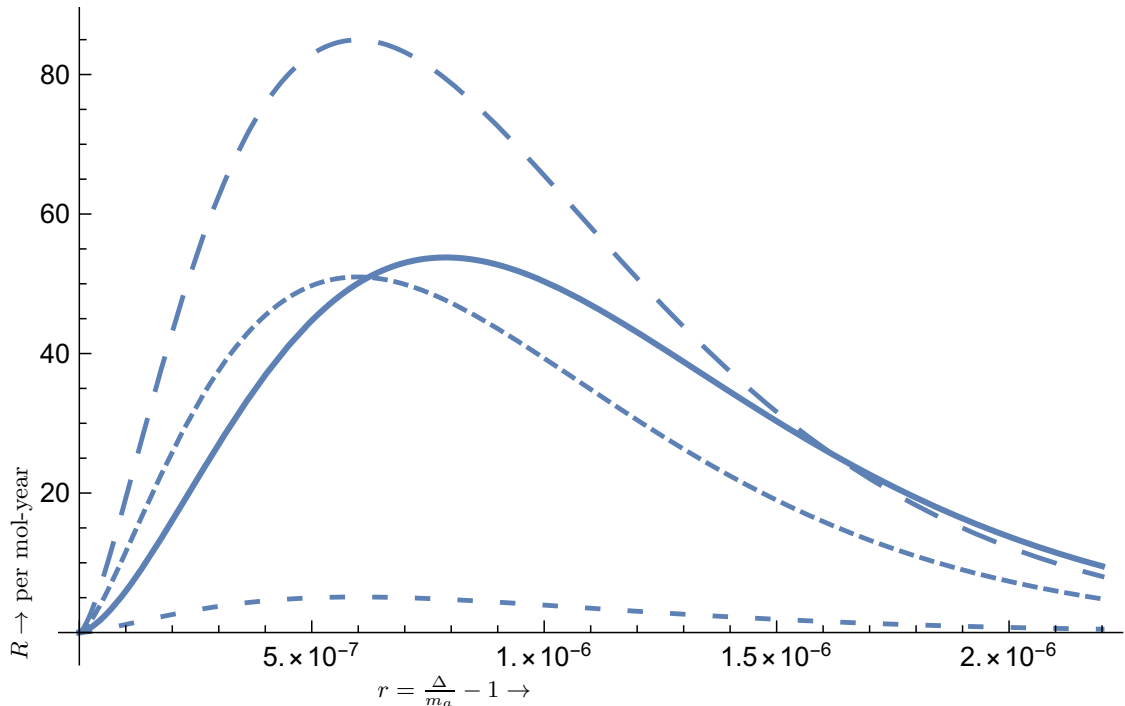


FIG. 13: The same as in Fig. 11 in the case of the atom ${}_{71}\text{Lu}$, which also involves d-orbitals, but in this case $\epsilon = 0.25\text{eV}$. For transition types B, C, D the value $C_g = 10^{-5}$ was employed.

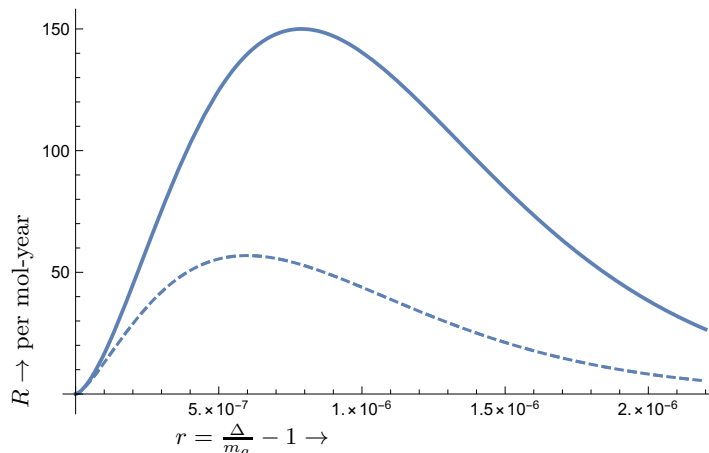


FIG. 14: The same as in Fig. 10 but for the C atom. Now the transition energy is obtained from r by $\Delta = m_i(1+r)$, $i = B, C, D$ with the parameters m_i given by $m_B = \epsilon - \frac{3}{\sqrt{2}}\delta$, $m_C = \epsilon$, $m_D = \epsilon + \frac{3}{\sqrt{2}}\delta$, $\epsilon = 1.94\text{ eV}$. The patterns B and D coincide. For transition types B, C, D the value $C_g = 10^{-4}$ was used.

A. Two electron configurations

The simplest such system is ${}_{6}\text{C}$, see section IV B 1. In this case the initial state is a $J = 0$ and it is non degenerate. So the A type transition is not available. The obtained rates are exhibited in Fig. 14

An interesting pattern is obtained using the atomic target ${}_{22}\text{Ti}$, see section IV B 1. In this case the splitting of the spin orbit partners is relatively small. The obtained rates are exhibited in Fig. 15. This use of such target, however, may suffer from the fact that ${}_{22}\text{Ti}$ normally exists in metallic form.

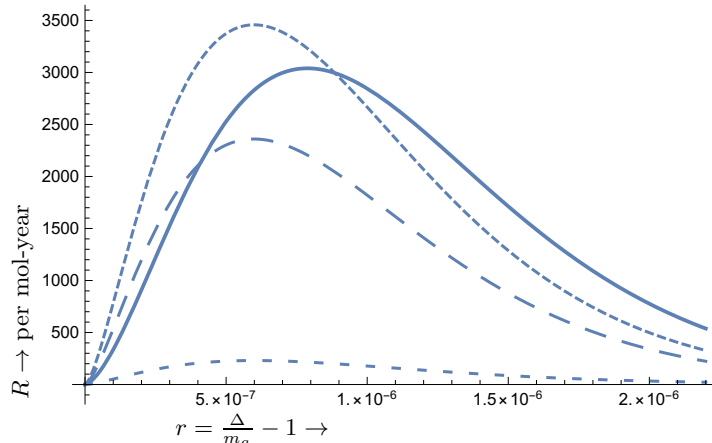


FIG. 15: The same as in Fig. 10 but for the Ti atom. Now the transition energy is obtained from r by $\Delta = m_i(1+r)$, $i = A, B, C, D$ with the parameters m_i given by $m_A = \frac{2\sqrt{5}\delta}{3}$, $m_B = \frac{5\sqrt{5}\delta}{6} + \epsilon$, $m_C = \sqrt{5}\delta + \epsilon$, $m_D = \frac{7\sqrt{5}\delta}{6} + \epsilon$, $\epsilon = 0.02$ eV. For transition types B, C, D the value $C_g = 10^{-4}$ was used.

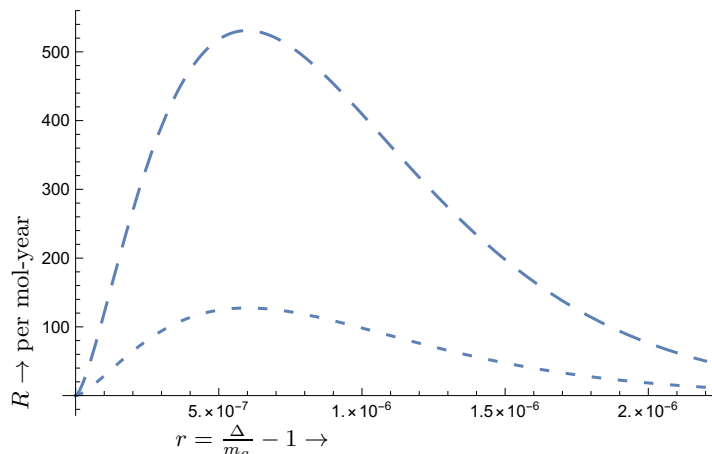


FIG. 16: The same as in Fig. 10 but for the iron target. Now the transition energy is obtained from r by $\Delta = m_i(1+r)$, $i = A, D$ with the parameters m_i given by $m_A = \delta/2$, $m_D = (\epsilon + \delta)/2$, $\epsilon = 0.05$ eV. For transition types B, C, D the value $C_g = 10^{-4}$ was used.

B. Many electron configurations

An interesting example of many particle configurations is ${}_{26}\text{Fe}$, see section IV B 2.

Concluding this section we can say that the event rate can best be presented as a function of $r = \frac{\Delta}{m_a} - 1$. For a given m_a , it is a function of the excitation energy. For a given type of transition the maximum occurs roughly at $\Delta = m_a$.

VII. CONCLUSIONS

In this paper we considered the possibility of direct detection of axion as a dark matter candidate by measuring the cross section of the induced atomic excitations caused by axion-electron spin interaction. In the mass range of tens of μeV we considered transitions within the atom ground state multiplet $|J_1, M_1 = -J_1\rangle \rightarrow |J_1, M_1 = -J_1 + 1\rangle$, $J_1 \neq 0$, while for axion masses in the range 1meV-1eV to the excited state J_2, M_2 , i.e. the spin induced transitions $|J_1, M =$

$-J_1\rangle \rightarrow |J_2, M_2 = -J_1 + q\rangle, q = -1, 0, 1$, allowed by the angular momentum selection rules. Using reasonable values for the input parameters, like the axion mass, the axion-electron coupling g_e as well as the axion electron interaction coefficients given in tables I-II and the standard halo model, we get an expression for the rate provided by Eq (36). Using this expression for axions in tens of μeV we get a detectable rate using a model value for the unknown parameter $g_e^2 \approx 1/36$.

For axion mass in the meV-eV range the similarly predicted rates become huge. If axions in this mass range exist, they can be detectable even if g_e^2 happens to be $10^{-4} - 10^{-5}$ smaller than above, depending on the atom considered. Furthermore, since the axion is absorbed by the atom, the calculated cross section exhibits resonance behavior. The location of the resonance as well as its width are proportional to the escape velocity of the Maxwell Boltzmann distribution. They also depend on the atom considered, through the parameters ϵ (the spin orbit splitting) as well as the δ (the strength of the magnetic field employed). The last two parameters determine the axion mass that can be detected. We find that the width of the resonance exhibits a time dependence (modulation) due to the motion of the Earth around the sun.

Targets other than those considered in this work can be treated similarly by adjusting the parameters ϵ and the axion electron interaction coefficients.

The experiments must be performed at low temperatures. We have seen that a very low temperature may be required for light axion. We hope that the atoms considered here may suggest some possibilities of materials exhibiting atomic structure at sufficiently low temperatures.

Acknowledgments

J.D.V is happy to acknowledge that this work was supported by IBS-R017-D1-2020-a00. Special thanks to professor Yannis Semertzidis, director of the Center for Axion and Precision Physics Research, IBS, at KAIST University, for his hospitality, encouragement and useful discussions.

References

-
- [1] R. Peccei and H. Quinn, Phys. Rev. Lett **38**, 1440 (1977).
 - [2] S. Weinberg, Phys. Rev. Lett. **40**, 223 (1978).
 - [3] F. Wilczek, Phys. Rev. Lett. **40**, 279 (1978).
 - [4] J. E. Kim, Phys. Rev. Lett. **43**, 137 (1979).
 - [5] M. A. Shifman, A. Vainshtein, and V. I. Zakharov, Nuc. Phys. B **166**, 493 (1980).
 - [6] M. Dine, W. Fischler, and M. Srednicki, Phys. Lett. **B 104**, 199 (1981).
 - [7] A. Zhitnisky, Sov. J. Nuc. Phys. **31**, 260 (1980), in Russian.
 - [8] L. F. Abbott and P. Sikivie, Phys. Lett. **B120**, 133 (1983).
 - [9] M. Dine and W. Fischler, Phys. Lett. **B120**, 137 (1983).
 - [10] J. Preskill, M. B. Wise, and F. Wilczek, Phys. Lett. **B120**, 127 (1983).
 - [11] S. J. Asztalos et al., Phys. Rev. Lett. **104**, 041301 (2010), the ADMX Collaboration, arXiv:0910.5914 (astro-ph.CO).
 - [12] L. Duffy et al., Phys. Rev. Lett. **95**, 09134 (2005), for the ADMX Collaboration.
 - [13] A. Wagner et al., Phys. Rev. Lett. **105**, 171801 (2010), for the ADMX collaboration; arXiv:1007.3766 (astro-ph.CO).
 - [14] I. G. Irastorza and J. A. García, JCAP **1210**, 022 (2012), arXiv:1007.3766 (astro-ph.IM).
 - [15] T. M. Shokair, J. Root, K. Bibber, et al., international Journal of Modern Physics A, arXiv:1405.3685 [physics.ins-det].
 - [16] D. J. E. Marsh, Phys. Rep. D **643**, 1 (2016).
 - [17] P. Sikivie, Phys. Rev. Lett. **51**, 1415 (1983).
 - [18] J. Primack, D. Seckel, and B. Sadoulet, Ann. Rev. Nuc. Par. Sc. **38**, 751 (1988).
 - [19] S. Aune et al., Phys. Rev. Lett. **107**, 261302 (2011), arXiv:1106.3919; CAST Collaboration.
 - [20] A. Arvanitaki, S. Dimopoulos, S. Dubovsky, N. Kaloper, and J. March-Russell, Phys. Rev. D **81**, 123530 (2010), arXiv:0905.4720.
 - [21] I. P. Stern, ArXiv 1403.5332 (2014) physics.ins-det, on behalf of ADMX and ADMX-HF collaborations, Axion Dark Matter Searches.
 - [22] G. Rybka, The Axion Dark Matter Experiment, IBS MultiDark Joint Focus Program WIMPs and Axions, Daejeon, S. Korea October 2014.

- [23] Center for Axion and Precision Physics research (CAPP), Daejeon 305-701, Republic of Korea. More information is available at http://capp.ibs.re.kr/html/capp_en/.
- [24] S. J. Asztalos et al., Nucl. Instr. Meth. in Phys. Res. **A656**, 39 (2011), arXiv:1105.4203 (physics.ins-det).
- [25] S. Lee, S. Ahn, J. C. B. R. Ko, and Y. K. Semertzidis, Phys. Rev. Lett. **124**, 101802 (2020).
- [26] D. Kim, J. Jeong, S. W. Youn, Y. Kim, and Y. K. Semertzidis, JCAP **03**, 066 (2020).
- [27] Y. K. Semertzidis et al. (2019), axion Dark Matter Research with IBS/CAPP, arXiv:1910.11591 [physics.ins-det].
- [28] G. Raffelt, Astrophysical Axion Bounds , IBS MultiDark Joint Focus Program WIMPs and Axions, Daejeon, S. Korea October 2014.
- [29] K. Zioutas and Y. Semertzidis, Phys. Lett A. **130**, 94 (1988).
- [30] H. B. T. Tan, V. V. Flambaum, I. B. Samsonov, Y. V. Stadnik, and D. Budker, interference assisted resonant detection of axions, arXiv:1803.09388 (hep-ph), (astro-ph.CO), (physics.atom-ph).
- [31] V. V. Flambaum, I. B. Samsonov, H. B. T. Tan, and D. Budker, coherent axion-photon transformations in the forward scattering on atoms, arXiv:1803.01783 (hep-ph), (physics.atom-ph).
- [32] P. Sikivie, Phys. Rev. Lett. **113**, 201301 (2014).
- [33] J. D. Vergados, J. Phys. G **47**, 095007 (2020), arXiv:1605.05413 (hep-ph).
- [34] J. D. Vergados and Y. Semertzidis, Nuc. Phys. B **897**, 821 (2016), arXiv:1601.04765 (hep-ph).
- [35] C. Braggio, G. Carugno, F. Chioffi, A. D. Lieto, M. Guarise, P. Maddaloni, A. Ortolan, G. Ruoso, L. Santamaria, J. Tasseva, et al., Scient. Rep. **7**, 15168 (2017).
- [36] M. W. Doherty, N. B. Manson, P. Delaney, F. Jelezko, J. Wrachtrup, and L. C. L. Hollenberg, Phys. Rep. **528**, 1 (2013), arXiv:1302.3288.
- [37] G. G. di Cortona, E. Hardy, J. P. Vega, and G. Villadoro, JHEP **01**, 034 (2016), arXiv:1511.02867, (hep-ph), (hep-ex), (hep-lat).
- [38] A. Ringwald and K. Saikawa, Phys. Rev. D **93**, 085031 (2016), arXiv:1512.06436 [hep-ph].
- [39] M. Srednicki, Nucl. Phys. B **260**, 689 (1985).
- [40] K. Nikamura et al. (Particle Data Group), J. Phys. G **37**, 075021 (2010), AXIONS AND OTHER SIMILAR PARTICLES, Revised January 2010 by C. Hagmann (LLNL), H. Murayama (UC Berkeley), G.G. Raffelt (MPI Physics), L.J. Rosenberg (U. of Washington), and K. van Bibber (LLNL). C. Hagmann, H. Murayama, G.G. Raffelt, L.J. Rosenberg, and K. van Bibber.