

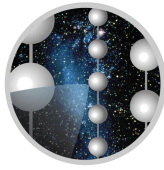
ICRC2017

35th International Cosmic Ray Conference
The Astroparticle Physics Conference



The IceCube Neutrino Observatory, the Pierre Auger Observatory and the Telescope Array: Joint Contribution to the 35th International Cosmic Ray Conference (ICRC 2017)

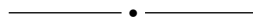
The IceCube Collaboration



ICECUBE

M.G. Aartsen¹, M. Ackermann⁵¹, J. Adams¹⁵, J.A. Aguilar¹¹, M. Ahlers¹⁹,
M. Ahrens⁴³, I. Al Samarai²⁴, D. Altmann²³, K. Andeen³², T. Anderson⁴⁸,
I. Anseau¹¹, G. Anton²³, C. Argüelles¹³, J. Auffenberg⁰, S. Axani¹³,
H. Bagherpour¹⁵, X. Bai⁴⁰, J.P. Barron²², S.W. Barwick²⁶, V. Baum³¹, R. Bay⁷,
J.J. Beatty^{17,18}, J. Becker Tjus¹⁰, K.-H. Becker⁵⁰, S. BenZvi⁴², D. Berley¹⁶,
E. Bernardini⁵¹, D.Z. Besson²⁷, G. Binder^{8,7}, D. Bindig⁵⁰, E. Blaufuss¹⁶,
S. Blot⁵¹, C. Boehm⁴³, M. Börner²⁰, F. Bos¹⁰, D. Bose⁴⁵, S. Böser³¹, O. Botner⁴⁹,
J. Bourbeau³⁰, F. Bradascio⁵¹, J. Braun³⁰, L. Brayeur¹², M. Brenzke⁰, H.-P. Bretz⁵¹, S. Bron²⁴,
J. Brostean-Kaiser⁵¹, A. Burgman⁴⁹, T. Carver²⁴, J. Casey³⁰, M. Casier¹², E. Cheung¹⁶,
D. Chirkin³⁰, A. Christov²⁴, K. Clark²⁸, L. Classen³⁵, S. Coenders³⁴, G.H. Collin¹³, J.M. Conrad¹³,
D.F. Cowen^{48,47}, R. Cross⁴², M. Day³⁰, J.P.A.M. de André²¹, C. De Clercq¹², J.J. DeLaunay⁴⁸,
H. Dembinski³⁶, S. De Ridder²⁵, P. Desiati³⁰, K.D. de Vries¹², G. de Wasseige¹², M. de With⁹,
T. DeYoung²¹, J.C. Díaz-Vélez³⁰, V. di Lorenzo³¹, H. Dujmovic⁴⁵, J.P. Dumm⁴³, M. Dunkman⁴⁸,
B. Eberhardt³¹, T. Ehrhardt³¹, B. Eichmann¹⁰, P. Eller⁴⁸, P.A. Evenson³⁶, S. Fahey³⁰,
A.R. Fazely⁶, J. Felde¹⁶, K. Filimonov⁷, C. Finley⁴³, S. Flis⁴³, A. Franckowiak⁵¹, E. Friedman¹⁶,
T. Fuchs²⁰, T.K. Gaisser³⁶, J. Gallagher²⁹, L. Gerhardt⁸, K. Ghorbani³⁰, W. Giang²², T. Glauch⁰,
T. Glüsenskamp²³, A. Goldschmidt⁸, J.G. Gonzalez³⁶, D. Grant²², Z. Griffith³⁰, C. Haack⁰,
A. Hallgren⁴⁹, F. Halzen³⁰, K. Hanson³⁰, D. Hebecker⁹, D. Heereman¹¹, K. Helbing⁵⁰,
R. Hellauer¹⁶, S. Hickford⁵⁰, J. Hignight²¹, G.C. Hill¹, K.D. Hoffman¹⁶, R. Hoffmann⁵⁰,
B. Hokanson-Fasig³⁰, K. Hoshina³⁰, F. Huang⁴⁸, M. Huber³⁴, K. Hultqvist⁴³, M. Hünnefeld²⁰,
S. In⁴⁵, A. Ishihara¹⁴, E. Jacobi⁵¹, G.S. Japaridze⁴, M. Jeong⁴⁵, K. Jero³⁰, B.J.P. Jones³,
P. Kalaczynski⁰, W. Kang⁴⁵, A. Kappes³⁵, T. Karg⁵¹, A. Karle³⁰, U. Katz²³, M. Kauer³⁰,
A. Keivani⁴⁸, J.L. Kelley³⁰, A. Kheirandish³⁰, J. Kim⁴⁵, M. Kim¹⁴, T. Kintscher⁵¹, J. Kiryluk⁴⁴,
T. Kittler²³, S.R. Klein^{8,7}, G. Kohnen³³, R. Koirala³⁶, H. Kolanoski⁹, L. Köpke³¹, C. Kopper²²,
S. Kopper⁴⁶, J.P. Koschinsky⁰, D.J. Koskinen¹⁹, M. Kowalski^{9,51}, K. Krings³⁴, M. Kroll¹⁰,
G. Krückl³¹, J. Kunnen¹², S. Kunwar⁵¹, N. Kurahashi³⁹, T. Kuwabara¹⁴, A. Kyriacou¹,
M. Labare²⁵, J.L. Lanfranchi⁴⁸, M.J. Larson¹⁹, F. Lauber⁵⁰, D. Lennarz²¹, M. Lesiak-Bzdak⁴⁴,
M. Leuermann⁰, Q.R. Liu³⁰, L. Lu¹⁴, J. Lünemann¹², W. Luszczak³⁰, J. Madsen⁴¹, G. Maggi¹²,
K.B.M. Mahn²¹, S. Mancina³⁰, R. Maruyama³⁷, K. Mase¹⁴, R. Maunu¹⁶, F. McNally³⁰,
K. Meagher¹¹, M. Medici¹⁹, M. Meier²⁰, T. Menne²⁰, G. Merino³⁰, T. Meures¹¹, S. Miarecki^{8,7},
J. Micallef²¹, G. Momenté³¹, T. Montaruli²⁴, R.W. Moore²², M. Moulai¹³, R. Nahnauer⁵¹,
P. Nakarmi⁴⁶, U. Naumann⁵⁰, G. Neer²¹, H. Niederhausen⁴⁴, S.C. Nowicki²², D.R. Nygren⁸,
A. Obertacke Pollmann⁵⁰, A. Olivás¹⁶, A. O'Murchadha¹¹, T. Palczewski^{8,7}, H. Pandya³⁶,
D.V. Pankova⁴⁸, P. Peiffer³¹, J.A. Pepper⁴⁶, C. Pérez de los Heros⁴⁹, D. Pieloth²⁰, E. Pinat¹¹,
M. Plum³², P.B. Price⁷, G.T. Przybylski⁸, C. Raab¹¹, L. Rädels⁰, M. Rameez¹⁹, K. Rawlins²,
R. Reimann⁰, B. Relethford³⁹, M. Relich¹⁴, E. Resconi³⁴, W. Rhode²⁰, M. Richman³⁹,
S. Robertson¹, M. Rongen⁰, C. Rott⁴⁵, T. Ruhe²⁰, D. Ryckbosch²⁵, D. Rysewyk²¹, T. Sälzer⁰,
S.E. Sanchez Herrera²², A. Sandrock²⁰, J. Sandroos³¹, S. Sarkar^{19,38}, S. Sarkar²², K. Satalecka⁵¹,
P. Schlunder²⁰, T. Schmidt¹⁶, A. Schneider³⁰, S. Schoenen⁰, S. Schöneberg¹⁰, L. Schumacher⁰,
D. Seckel³⁶, S. Seunarine⁴¹, J. Soedingrekso²⁰, D. Soldin⁵⁰, M. Song¹⁶, G.M. Spiczak⁴¹,


C. Spiering⁵¹, J. Stachurska⁵¹, M. Stamatikos¹⁷, T. Stanev³⁶, A. Stasik⁵¹, J. Stettner⁰, A. Steuer³¹, T. Stezelberger⁸, R.G. Stokstad⁸, A. Stöfl¹⁴, N.L. Strotjohann⁵¹, G.W. Sullivan¹⁶, M. Sutherland¹⁷, I. Taboada⁵, J. Tatar^{8,7}, F. Tenholt¹⁰, S. Ter-Antonyan⁶, A. Terliuk⁵¹, G. Tešić⁴⁸, S. Tilav³⁶, P.A. Toale⁴⁶, M.N. Tobin³⁰, S. Toscano¹², D. Tosi³⁰, M. Tselengidou²³, C.F. Tung⁵, A. Turcati³⁴, C.F. Turley⁴⁸, B. Ty³⁰, E. Unger⁴⁹, M. Usner⁵¹, J. Vandenbroucke³⁰, W. Van Driessche²⁵, N. van Eijndhoven¹², S. Vanheule²⁵, J. van Santen⁵¹, M. Vehring⁰, E. Vogel⁰, M. Vraeghe²⁵, C. Walck⁴³, A. Wallace¹, M. Wallraff⁰, F.D. Wandler²², N. Wandkowsky³⁰, A. Waza⁰, C. Weaver²², M.J. Weiss⁴⁸, C. Wendt³⁰, J. Werthebach²⁰, S. Westerhoff³⁰, B.J. Whelan¹, S. Wickmann⁰, K. Wiebe³¹, C.H. Wiebusch⁰, L. Wille³⁰, D.R. Williams⁴⁶, L. Wills³⁹, M. Wolf³⁰, J. Wood³⁰, T.R. Wood²², E. Woolsey²², K. Woschnagg⁷, D.L. Xu³⁰, X.W. Xu⁶, Y. Xu⁴⁴, J.P. Yanez²², G. Yodh²⁶, S. Yoshida¹⁴, T. Yuan³⁰, M. Zoll⁴³



- ⁰ III. Physikalisches Institut, RWTH Aachen University, D-52056 Aachen, Germany
- ¹ Department of Physics, University of Adelaide, Adelaide, 5005, Australia
- ² Dept. of Physics and Astronomy, University of Alaska Anchorage, 3211 Providence Dr., Anchorage, AK 99508, USA
- ³ Dept. of Physics, University of Texas at Arlington, 502 Yates St., Science Hall Rm 108, Box 19059, Arlington, TX 76019, USA
- ⁴ CTSPS, Clark-Atlanta University, Atlanta, GA 30314, USA
- ⁵ School of Physics and Center for Relativistic Astrophysics, Georgia Institute of Technology, Atlanta, GA 30332, USA
- ⁶ Dept. of Physics, Southern University, Baton Rouge, LA 70813, USA
- ⁷ Dept. of Physics, University of California, Berkeley, CA 94720, USA
- ⁸ Lawrence Berkeley National Laboratory, Berkeley, CA 94720, USA
- ⁹ Institut für Physik, Humboldt-Universität zu Berlin, D-12489 Berlin, Germany
- ¹⁰ Fakultät für Physik & Astronomie, Ruhr-Universität Bochum, D-44780 Bochum, Germany
- ¹¹ Université Libre de Bruxelles, Science Faculty CP230, B-1050 Brussels, Belgium
- ¹² Vrije Universiteit Brussel (VUB), Dienst ELEM, B-1050 Brussels, Belgium
- ¹³ Dept. of Physics, Massachusetts Institute of Technology, Cambridge, MA 02139, USA
- ¹⁴ Dept. of Physics and Institute for Global Prominent Research, Chiba University, Chiba 263-8522, Japan
- ¹⁵ Dept. of Physics and Astronomy, University of Canterbury, Private Bag 4800, Christchurch, New Zealand
- ¹⁶ Dept. of Physics, University of Maryland, College Park, MD 20742, USA
- ¹⁷ Dept. of Physics and Center for Cosmology and Astro-Particle Physics, Ohio State University, Columbus, OH 43210, USA
- ¹⁸ Dept. of Astronomy, Ohio State University, Columbus, OH 43210, USA
- ¹⁹ Niels Bohr Institute, University of Copenhagen, DK-2100 Copenhagen, Denmark
- ²⁰ Dept. of Physics, TU Dortmund University, D-44221 Dortmund, Germany
- ²¹ Dept. of Physics and Astronomy, Michigan State University, East Lansing, MI 48824, USA
- ²² Dept. of Physics, University of Alberta, Edmonton, Alberta, Canada T6G 2E1
- ²³ Erlangen Centre for Astroparticle Physics, Friedrich-Alexander-Universität Erlangen-Nürnberg, D-91058 Erlangen, Germany
- ²⁴ Département de physique nucléaire et corpusculaire, Université de Genève, CH-1211 Genève, Switzerland
- ²⁵ Dept. of Physics and Astronomy, University of Gent, B-9000 Gent, Belgium
- ²⁶ Dept. of Physics and Astronomy, University of California, Irvine, CA 92697, USA
- ²⁷ Dept. of Physics and Astronomy, University of Kansas, Lawrence, KS 66045, USA
- ²⁸ SNOLAB, 1039 Regional Road 24, Creighton Mine 9, Lively, ON, Canada P3Y 1N2
- ²⁹ Dept. of Astronomy, University of Wisconsin, Madison, WI 53706, USA

- ³⁰ Dept. of Physics and Wisconsin IceCube Particle Astrophysics Center, University of Wisconsin, Madison, WI 53706, USA
- ³¹ Institute of Physics, University of Mainz, Staudinger Weg 7, D-55099 Mainz, Germany
- ³² Department of Physics, Marquette University, Milwaukee, WI, 53201, USA
- ³³ Université de Mons, 7000 Mons, Belgium
- ³⁴ Physik-department, Technische Universität München, D-85748 Garching, Germany
- ³⁵ Institut für Kernphysik, Westfälische Wilhelms-Universität Münster, D-48149 Münster, Germany
- ³⁶ Bartol Research Institute and Dept. of Physics and Astronomy, University of Delaware, Newark, DE 19716, USA
- ³⁷ Dept. of Physics, Yale University, New Haven, CT 06520, USA
- ³⁸ Dept. of Physics, University of Oxford, 1 Keble Road, Oxford OX1 3NP, UK
- ³⁹ Dept. of Physics, Drexel University, 3141 Chestnut Street, Philadelphia, PA 19104, USA
- ⁴⁰ Physics Department, South Dakota School of Mines and Technology, Rapid City, SD 57701, USA
- ⁴¹ Dept. of Physics, University of Wisconsin, River Falls, WI 54022, USA
- ⁴² Dept. of Physics and Astronomy, University of Rochester, Rochester, NY 14627, USA
- ⁴³ Oskar Klein Centre and Dept. of Physics, Stockholm University, SE-10691 Stockholm, Sweden
- ⁴⁴ Dept. of Physics and Astronomy, Stony Brook University, Stony Brook, NY 11794-3800, USA
- ⁴⁵ Dept. of Physics, Sungkyunkwan University, Suwon 440-746, Korea
- ⁴⁶ Dept. of Physics and Astronomy, University of Alabama, Tuscaloosa, AL 35487, USA
- ⁴⁷ Dept. of Astronomy and Astrophysics, Pennsylvania State University, University Park, PA 16802, USA
- ⁴⁸ Dept. of Physics, Pennsylvania State University, University Park, PA 16802, USA
- ⁴⁹ Dept. of Physics and Astronomy, Uppsala University, Box 516, S-75120 Uppsala, Sweden
- ⁵⁰ Dept. of Physics, University of Wuppertal, D-42119 Wuppertal, Germany
- ⁵¹ DESY, D-15738 Zeuthen, Germany


The Pierre Auger Collaboration



PIERRE
AUGER
OBSERVATORY

A. Aab⁷⁷, P. Abreu⁶⁹, M. Aglietta^{50,49}, I.F.M. Albuquerque¹⁸, I. Allekotte¹, A. Almela^{8,11}, J. Alvarez Castillo⁶⁵, J. Alvarez-Muñiz⁷⁶, G.A. Anastasi^{41,43}, L. Anchordoqui⁸³, B. Andrada⁸, S. Andringa⁶⁹, C. Aramo⁴⁷, N. Arsene⁷¹, H. Asorey^{1,27}, P. Assis⁶⁹, J. Aublin³², G. Avila^{9,10}, A.M. Badescu⁷², A. Balaceanu⁷⁰, F. Barbato⁵⁷, R.J. Barreira Luz⁶⁹, K.H. Becker³⁴, J.A. Bellido¹², C. Berat³³, M.E. Bertaina^{59,49}, X. Bertou¹, P.L. Biermann^b, J. Biteau³¹, S.G. Blaess¹², A. Blanco⁶⁹, J. Blazek²⁹, C. Bleve^{53,45}, M. Boháčová²⁹, D. Boncioli^{43,8}, C. Bonifazi²⁴, N. Borodai⁶⁶, A.M. Botti^{8,36}, J. Brack^f, I. Brancus⁷⁰, T. Bretz³⁸, A. Bridgeman³⁵, F.L. Briechle³⁸, P. Buchholz⁴⁰, A. Bueno⁷⁵, S. Buitink⁷⁷, M. Buscemi^{55,44}, K.S. Caballero-Mora⁶³, B. Caccianiga⁴⁶, L. Caccianiga⁵⁶, A. Cancio^{11,8}, F. Canfora⁷⁷, L. Caramete⁷¹, R. Caruso^{55,44}, A. Castellina^{50,49}, F. Catalani¹⁶, G. Cataldi⁴⁵, L. Cazon⁶⁹, A.G. Chavez⁶⁴, J.A. Chinellato¹⁹, J. Chudoba²⁹, R.W. Clay¹², A. Cobos⁸, R. Colalillo^{57,47}, A. Coleman⁸⁷, L. Collica⁴⁹, M.R. Coluccia^{53,45}, R. Conceição⁶⁹, G. Consolati⁴⁶, G. Consolati^{46,51}, F. Contreras^{9,10}, M.J. Cooper¹², S. Coutu⁸⁷, C.E. Covault⁸¹, J. Cronin^{88†}, S. D'Amico^{52,45}, B. Daniel¹⁹, S. Dasso^{5,3}, K. Daumiller³⁶, B.R. Dawson¹², R.M. de Almeida²⁶, S.J. de Jong^{77,79}, G. De Mauro⁷⁷, J.R.T. de Mello Neto^{24,25}, I. De Mitri^{53,45}, J. de Oliveira²⁶, V. de Souza¹⁷, J. Debatin³⁵, O. Deligny³¹, M.L. Díaz Castro¹⁹, F. Diogo⁶⁹, C. Dobrigkeit¹⁹, J.C. D'Olivo⁶⁵, Q. Dorosti⁴⁰, R.C. dos Anjos²³, M.T. Dova⁴, A. Dundovic³⁹, J. Ebr²⁹, R. Engel³⁶, M. Erdmann³⁸, M. Erfani⁴⁰, C.O. Escobar^e, J. Espadana¹⁶⁹, A. Etchegoyen^{8,11}, H. Falcke^{77,80,79}, J. Farmer⁸⁸, G. Farrar⁸⁵, A.C. Fauth¹⁹, N. Fazzini^e, F. Fenu^{59,49}, B. Fick⁸⁴, J.M. Figueira⁸, A. Filipčić^{74,73}, M.M. Freire⁶, T. Fujii⁸⁸, A. Fuster^{8,11}, R. Gañor³², B. García⁷, F. Gaté^d, H. Gemmeke³⁷, A. Gherghel-Lascu⁷⁰, P.L. Ghia³¹, U. Giaccari²⁴, M. Giammarchi⁴⁶, M. Giller⁶⁷, D. Głas⁶⁸, C. Glaser³⁸, G. Golup¹, M. Gómez Berisso¹, P.F. Gómez Vitale^{9,10}, N. González^{8,36}, A. Gorgi^{50,49}, A.F. Grillo⁴³, T.D. Grubb¹², F. Guarino^{57,47}, G.P. Guedes²⁰, R. Halliday⁸¹, M.R. Hampel⁸, P. Hansen⁴, D. Harari¹, T.A. Harrison¹², A. Haungs³⁶, T. Hebbeker³⁸, D. Heck³⁶, P. Heimann⁴⁰, A.E. Herve³⁵, G.C. Hill¹², C. Hojvat^e, E. Holt^{36,8}, P. Homola⁶⁶, J.R. Hörandel^{77,79}, P. Horvath³⁰, M. Hrabovský³⁰, T. Huege³⁶, J. Hulsman^{8,36}, A. Insolia^{55,44}, P.G. Isar⁷¹, I. Jandt³⁴, J.A. Johnsen⁸², M. Josebachuili⁸, J. Juryssek²⁹, A. Kääpä³⁴, O. Kambeitz³⁵, K.H. Kampert³⁴, B. Keilhauer³⁶, N. Kemmerich¹⁸, E. Kemp¹⁹, J. Kemp³⁸, R.M. Kieckhafer⁸⁴, H.O. Klages³⁶, M. Kleifges³⁷, J. Kleinfeller⁹, R. Krause³⁸, N. Krohm³⁴, D. Kuempel³⁴, G. Kukec Mezek⁷³, N. Kunka³⁷, A. Kuotb Awad³⁵, B.L. Lago¹⁵, D. LaHurd⁸¹, R.G. Lang¹⁷, M. Lauscher³⁸, R. Legumina⁶⁷, M.A. Leigui de Oliveira²², A. Letessier-Selvon³², I. Lhenry-Yvon³¹, K. Link³⁵, D. Lo Presti⁵⁵, L. Lopes⁶⁹, R. López⁶⁰, A. López Casado⁷⁶, R. Lorek⁸¹, Q. Luce³¹, A. Lucero^{8,11}, M. Malacari⁸⁸, M. Mallamaci^{56,46}, D. Mandat²⁹, P. Mantsch^e, A.G. Mariazzi⁴, I.C. Mariş¹³, G. Marsella^{53,45}, D. Martello^{53,45}, H. Martinez⁶¹, O. Martínez Bravo⁶⁰, J.J. Masías Meza³, H.J. Mathes³⁶, S. Mathys³⁴, G. Matthiae^{58,48}, E. Mayotte³⁴, P.O. Mazur^e, C. Medina⁸², G. Medina-Tanco⁶⁵, D. Melo⁸, A. Menshikov³⁷, K.-D. Merenda⁸², S. Michal³⁰, M.I. Micheletti⁶, L. Middendorf³⁸, L. Miramonti^{56,46}, B. Mitrica⁷⁰, D. Mockler³⁵, S. Mollerach¹, F. Montanet³³, C. Morello^{50,49}, G. Morlino^{41,43}, M. Mostafá⁸⁷, A.L. Müller^{8,36}, G. Müller³⁸, M.A. Muller^{19,21}, S. Müller^{35,8}, R. Mussa⁴⁹, I. Naranjo¹, L. Nellen⁶⁵, P.H. Nguyen¹², M. Niculescu-Oglinazu⁷⁰, M. Niechciol⁴⁰, L. Niemietz³⁴, T. Niggemann³⁸, D. Nitz⁸⁴, D. Nosek²⁸, V. Novotny²⁸, L. Nožka³⁰, L.A. Núñez²⁷, L. Ochilo⁴⁰, F. Oikonomou⁸⁷, A. Olinto⁸⁸, M. Palatka²⁹, J. Pallotta², P. Papenbreer³⁴, G. Parente⁷⁶, A. Parra⁶⁰, T. Paul⁸³, M. Pech²⁹, F. Pedreira⁷⁶, J. Peřkala⁶⁶, R. Pelayo⁶², J. Peña-Rodríguez²⁷, L. A. S. Pereira¹⁹, M. Perlin⁸, L. Perrone^{53,45}, C. Peters³⁸, S. Petrera^{41,43}, J. Phuntsok⁸⁷, R. Piegaia³, T. Pierog³⁶, M. Pimenta⁶⁹, V. Pirronello^{55,44}, M. Platino⁸, M. Plum³⁸, J. Poh⁸⁸, C. Porowski⁶⁶, R.R. Prado¹⁷, P. Privitera⁸⁸, M. Prouza²⁹, E.J. Quel², S. Querschfeld³⁴, S. Quinn⁸¹, R. Ramos-Pollan²⁷, J. Rautenberg³⁴, D. Ravignani⁸, J. Ridky²⁹, F. Riehn⁶⁹, M. Risse⁴⁰, P. Ristori², V. Rizi^{54,43}, W. Rodrigues de Carvalho¹⁸, G. Rodriguez Fernandez^{58,48}, J. Rodriguez Rojo⁹, M.J. Roncoroni⁸, M. Roth³⁶, E. Roulet¹, A.C. Rovero⁵, P. Ruehl⁴⁰, S.J. Saffi¹², A. Saftoiu⁷⁰, F. Salamida^{54,43}, H. Salazar⁶⁰, A. Saleh⁷³, G. Salina⁴⁸, F. Sánchez⁸, P. Sanchez-Lucas⁷⁵, E.M. Santos¹⁸, E. Santos⁸, F. Sarazin⁸², R. Sarmiento⁶⁹, C. Sarmiento-Cano⁸, R. Sato⁹, M. Schauer³⁴, V. Scherini⁴⁵, H. Schieler³⁶, M. Schimp³⁴,

D. Schmidt^{36,8}, O. Scholten^{78,c}, P. Schovánek²⁹, F.G. Schröder³⁶, S. Schröder³⁴, A. Schulz³⁵, J. Schumacher³⁸, S.J. Sciutto⁴, A. Segreto^{42,44}, R.C. Shellard¹⁴, G. Sigl³⁹, G. Silli^{8,36}, R. Šmída³⁶, G.R. Snow⁸⁹, P. Sommers⁸⁷, S. Sonntag⁴⁰, J. F. Soriano⁸³, R. Squartini⁹, D. Stanca⁷⁰, S. Stanić⁷³, J. Stasielak⁶⁶, P. Stassi³³, M. Stolpovskiy³³, F. Strafella^{53,45}, A. Streich³⁵, F. Suarez^{8,11}, M. Suarez Durán²⁷, T. Sudholz¹², T. Suomijärvi³¹, A.D. Supanitsky⁵, J. Šupík³⁰, J. Swain⁸⁶, Z. Szadkowski⁶⁸, A. Taboada³⁶, O.A. Taborda¹, V.M. Theodoro¹⁹, C. Timmermans^{79,77}, C.J. Todero Peixoto¹⁶, L. Tomankova³⁶, B. Tomé⁶⁹, G. Torralba Elipse⁷⁶, P. Travnicek²⁹, M. Trini⁷³, R. Ulrich³⁶, M. Unger³⁶, M. Urban³⁸, J.F. Valdés Galicia⁶⁵, I. Valiño⁷⁶, L. Valore^{57,47}, G. van Aar⁷⁷, P. van Bodegom¹², A.M. van den Berg⁷⁸, A. van Vliet⁷⁷, E. Varela⁶⁰, B. Vargas Cárdenas⁶⁵, R.A. Vázquez⁷⁶, D. Veberić³⁶, C. Ventura²⁵, I.D. Vergara Quispe⁴, V. Verzi⁴⁸, J. Vicha²⁹, L. Villaseñor⁶⁴, S. Vorobiov⁷³, H. Wahlberg⁴, O. Wainberg^{8,11}, D. Walz³⁸, A.A. Watson^a, M. Weber³⁷, A. Weindl³⁶, M. Wiedeński⁶⁸, L. Wiencke⁸², H. Wilczyński⁶⁶, T. Winchen³⁴, M. Wirtz³⁸, D. Wittkowski³⁴, B. Wundheiler⁸, L. Yang⁷³, A. Yushkov⁸, E. Zas⁷⁶, D. Zavrtnik^{73,74}, M. Zavrtnik^{74,73}, A. Zepeda⁶¹, B. Zimmermann³⁷, M. Ziolkowski⁴⁰, Z. Zong³¹, F. Zuccarello^{55,44}



- ¹ Centro Atómico Bariloche and Instituto Balseiro (CNEA-UNCuyo-CONICET), San Carlos de Bariloche, Argentina
- ² Centro de Investigaciones en Láseres y Aplicaciones, CITEDEF and CONICET, Villa Martelli, Argentina
- ³ Departamento de Física and Departamento de Ciencias de la Atmósfera y los Océanos, FCEyN, Universidad de Buenos Aires and CONICET, Buenos Aires, Argentina
- ⁴ IFLP, Universidad Nacional de La Plata and CONICET, La Plata, Argentina
- ⁵ Instituto de Astronomía y Física del Espacio (IAFE, CONICET-UBA), Buenos Aires, Argentina
- ⁶ Instituto de Física de Rosario (IFIR) – CONICET/U.N.R. and Facultad de Ciencias Bioquímicas y Farmacéuticas U.N.R., Rosario, Argentina
- ⁷ Instituto de Tecnologías en Detección y Astropartículas (CNEA, CONICET, UNSAM), and Universidad Tecnológica Nacional – Facultad Regional Mendoza (CONICET/CNEA), Mendoza, Argentina
- ⁸ Instituto de Tecnologías en Detección y Astropartículas (CNEA, CONICET, UNSAM), Buenos Aires, Argentina
- ⁹ Observatorio Pierre Auger, Malargüe, Argentina
- ¹⁰ Observatorio Pierre Auger and Comisión Nacional de Energía Atómica, Malargüe, Argentina
- ¹¹ Universidad Tecnológica Nacional – Facultad Regional Buenos Aires, Buenos Aires, Argentina
- ¹² University of Adelaide, Adelaide, S.A., Australia
- ¹³ Université Libre de Bruxelles (ULB), Brussels, Belgium
- ¹⁴ Centro Brasileiro de Pesquisas Físicas, Rio de Janeiro, RJ, Brazil
- ¹⁵ Centro Federal de Educação Tecnológica Celso Suckow da Fonseca, Nova Friburgo, Brazil
- ¹⁶ Universidade de São Paulo, Escola de Engenharia de Lorena, Lorena, SP, Brazil
- ¹⁷ Universidade de São Paulo, Instituto de Física de São Carlos, São Carlos, SP, Brazil
- ¹⁸ Universidade de São Paulo, Instituto de Física, São Paulo, SP, Brazil
- ¹⁹ Universidade Estadual de Campinas, IFGW, Campinas, SP, Brazil
- ²⁰ Universidade Estadual de Feira de Santana, Feira de Santana, Brazil
- ²¹ Universidade Federal de Pelotas, Pelotas, RS, Brazil
- ²² Universidade Federal do ABC, Santo André, SP, Brazil
- ²³ Universidade Federal do Paraná, Setor Palotina, Palotina, Brazil
- ²⁴ Universidade Federal do Rio de Janeiro, Instituto de Física, Rio de Janeiro, RJ, Brazil
- ²⁵ Universidade Federal do Rio de Janeiro (UFRJ), Observatório do Valongo, Rio de Janeiro, RJ, Brazil
- ²⁶ Universidade Federal Fluminense, EEIMVR, Volta Redonda, RJ, Brazil
- ²⁷ Universidad Industrial de Santander, Bucaramanga, Colombia

- ²⁸ Charles University, Faculty of Mathematics and Physics, Institute of Particle and Nuclear Physics, Prague, Czech Republic
- ²⁹ Institute of Physics of the Czech Academy of Sciences, Prague, Czech Republic
- ³⁰ Palacky University, RCPTM, Olomouc, Czech Republic
- ³¹ Institut de Physique Nucléaire d'Orsay (IPNO), Université Paris-Sud, Univ. Paris/Saclay, CNRS-IN2P3, Orsay, France
- ³² Laboratoire de Physique Nucléaire et de Hautes Energies (LPNHE), Universités Paris 6 et Paris 7, CNRS-IN2P3, Paris, France
- ³³ Laboratoire de Physique Subatomique et de Cosmologie (LPSC), Université Grenoble-Alpes, CNRS/IN2P3, Grenoble, France
- ³⁴ Bergische Universität Wuppertal, Department of Physics, Wuppertal, Germany
- ³⁵ Karlsruhe Institute of Technology, Institut für Experimentelle Kernphysik (IEKP), Karlsruhe, Germany
- ³⁶ Karlsruhe Institute of Technology, Institut für Kernphysik, Karlsruhe, Germany
- ³⁷ Karlsruhe Institute of Technology, Institut für Prozessdatenverarbeitung und Elektronik, Karlsruhe, Germany
- ³⁸ RWTH Aachen University, III. Physikalisches Institut A, Aachen, Germany
- ³⁹ Universität Hamburg, II. Institut für Theoretische Physik, Hamburg, Germany
- ⁴⁰ Universität Siegen, Fachbereich 7 Physik – Experimentelle Teilchenphysik, Siegen, Germany
- ⁴¹ Gran Sasso Science Institute (INFN), L'Aquila, Italy
- ⁴² INAF – Istituto di Astrofisica Spaziale e Fisica Cosmica di Palermo, Palermo, Italy
- ⁴³ INFN Laboratori Nazionali del Gran Sasso, Assergi (L'Aquila), Italy
- ⁴⁴ INFN, Sezione di Catania, Catania, Italy
- ⁴⁵ INFN, Sezione di Lecce, Lecce, Italy
- ⁴⁶ INFN, Sezione di Milano, Milano, Italy
- ⁴⁷ INFN, Sezione di Napoli, Napoli, Italy
- ⁴⁸ INFN, Sezione di Roma "Tor Vergata", Roma, Italy
- ⁴⁹ INFN, Sezione di Torino, Torino, Italy
- ⁵⁰ Osservatorio Astrofisico di Torino (INAF), Torino, Italy
- ⁵¹ Politecnico di Milano, Dipartimento di Scienze e Tecnologie Aerospaziali, Milano, Italy
- ⁵² Università del Salento, Dipartimento di Ingegneria, Lecce, Italy
- ⁵³ Università del Salento, Dipartimento di Matematica e Fisica "E. De Giorgi", Lecce, Italy
- ⁵⁴ Università dell'Aquila, Dipartimento di Scienze Fisiche e Chimiche, L'Aquila, Italy
- ⁵⁵ Università di Catania, Dipartimento di Fisica e Astronomia, Catania, Italy
- ⁵⁶ Università di Milano, Dipartimento di Fisica, Milano, Italy
- ⁵⁷ Università di Napoli "Federico II", Dipartimento di Fisica "Ettore Pancini", Napoli, Italy
- ⁵⁸ Università di Roma "Tor Vergata", Dipartimento di Fisica, Roma, Italy
- ⁵⁹ Università Torino, Dipartimento di Fisica, Torino, Italy
- ⁶⁰ Benemérita Universidad Autónoma de Puebla, Puebla, México
- ⁶¹ Centro de Investigación y de Estudios Avanzados del IPN (CINVESTAV), México, D.F., México
- ⁶² Unidad Profesional Interdisciplinaria en Ingeniería y Tecnologías Avanzadas del Instituto Politécnico Nacional (UPIITA-IPN), México, D.F., México
- ⁶³ Universidad Autónoma de Chiapas, Tuxtla Gutiérrez, Chiapas, México
- ⁶⁴ Universidad Michoacana de San Nicolás de Hidalgo, Morelia, Michoacán, México
- ⁶⁵ Universidad Nacional Autónoma de México, México, D.F., México
- ⁶⁶ Institute of Nuclear Physics PAN, Krakow, Poland
- ⁶⁷ University of Łódź, Faculty of Astrophysics, Łódź, Poland
- ⁶⁸ University of Łódź, Faculty of High-Energy Astrophysics, Łódź, Poland
- ⁶⁹ Laboratório de Instrumentação e Física Experimental de Partículas – LIP and Instituto Superior Técnico – IST, Universidade de Lisboa – UL, Lisboa, Portugal
- ⁷⁰ "Horia Hulubei" National Institute for Physics and Nuclear Engineering, Bucharest-Magurele, Romania
- ⁷¹ Institute of Space Science, Bucharest-Magurele, Romania
- ⁷² University Politehnica of Bucharest, Bucharest, Romania

- ⁷³ Center for Astrophysics and Cosmology (CAC), University of Nova Gorica, Nova Gorica, Slovenia
- ⁷⁴ Experimental Particle Physics Department, J. Stefan Institute, Ljubljana, Slovenia
- ⁷⁵ Universidad de Granada and C.A.F.P.E., Granada, Spain
- ⁷⁶ Universidad de Santiago de Compostela, Santiago de Compostela, Spain
- ⁷⁷ IMAPP, Radboud University Nijmegen, Nijmegen, The Netherlands
- ⁷⁸ KVI – Center for Advanced Radiation Technology, University of Groningen, Groningen, The Netherlands
- ⁷⁹ Nationaal Instituut voor Kernfysica en Hoge Energie Fysica (NIKHEF), Science Park, Amsterdam, The Netherlands
- ⁸⁰ Stichting Astronomisch Onderzoek in Nederland (ASTRON), Dwingeloo, The Netherlands
- ⁸¹ Case Western Reserve University, Cleveland, OH, USA
- ⁸² Colorado School of Mines, Golden, CO, USA
- ⁸³ Department of Physics and Astronomy, Lehman College, City University of New York, Bronx, NY, USA
- ⁸⁴ Michigan Technological University, Houghton, MI, USA
- ⁸⁵ New York University, New York, NY, USA
- ⁸⁶ Northeastern University, Boston, MA, USA
- ⁸⁷ Pennsylvania State University, University Park, PA, USA
- ⁸⁸ University of Chicago, Enrico Fermi Institute, Chicago, IL, USA
- ⁸⁹ University of Nebraska, Lincoln, NE, USA
-
- ^a School of Physics and Astronomy, University of Leeds, Leeds, United Kingdom
- ^b Max-Planck-Institut für Radioastronomie, Bonn, Germany
- ^c also at Vrije Universiteit Brussels, Brussels, Belgium
- ^d SUBATECH, École des Mines de Nantes, CNRS-IN2P3, Université de Nantes, France
- ^e Fermi National Accelerator Laboratory, USA
- ^f Colorado State University, Fort Collins, CO
- [§] now at Deutsches Elektronen-Synchrotron (DESY), Zeuthen, Germany
- [†] Deceased

The Telescope Array Collaboration



R.U. Abbasi¹, M. Abe², T. Abu-Zayyad¹, M. Allen¹, R. Azuma³, E. Barcikowski¹, J.W. Belz¹, D.R. Bergman¹, S.A. Blake¹, R. Cady¹, B.G. Cheon⁴, J. Chiba⁵, M. Chikawa⁶, A. Di Matteo²⁹, T. Fujii⁷, M. Fukushima^{7,8}, G. Furlich¹, T. Goto⁹, W. Hanlon¹, M. Hayashi¹⁰, Y. Hayashi⁹, N. Hayashida¹¹, K. Hibino¹¹, K. Honda¹², D. Ikeda⁷, N. Inoue², T. Ishii¹², R. Ishimori³, H. Ito¹³, D. Ivanov¹, C.C.H. Jui¹, K. Kadota¹⁴, F. Kakimoto³, O. Kalashev¹⁵, K. Kasahara¹⁶, H. Kawai¹⁷, S. Kawakami⁹, S. Kawana², K. Kawata⁷, E. Kido⁷, H.B. Kim⁴, J.H. Kim¹, J.H. Kim¹⁸, S. Kishigami⁹, S. Kitamura³, Y. Kitamura³, V. Kuzmin^{15†}, M. Kuznetsov¹⁵, Y.J. Kwon¹⁹, B. Lubandorzhiev¹⁵, J.P. Lundquist¹, K. Machida¹², K. Martens⁸, T. Matsuyama⁹, J.N. Matthews¹, M. Minamino⁹, K. Mukai¹², I. Myers¹, K. Nagasawa², S. Nagataki¹³, T. Nakamura²¹, T. Nonaka⁷, A. Nozato⁶, S. Ogio⁹, J. Ogura³, M. Ohnishi⁷, H. Ohoka⁷, T. Okuda²², M. Ono¹³, R. Onogi⁹, A. Oshima⁹, S. Ozawa¹⁶, I.H. Park²³, M.S. Pshirkov^{15,24}, D.C. Rodriguez¹, G. Rubtsov¹⁵, D. Ryu¹⁸, H. Sagawa⁷, K. Saito⁷, Y. Saito²⁵, N. Sakaki⁷, N. Sakurai⁹, L.M. Scott²⁶, K. Sekino⁷, P.D. Shah¹, T. Shibata⁷, F. Shibata¹², H. Shimodaira⁷, B.K. Shin⁹, H.S. Shin⁷, J.D. Smith¹, P. Sokolsky¹, B.T. Stokes¹, S.R. Stratton^{1,26}, T.A. Stroman¹, T. Suzawa², Y. Takahashi⁹, M. Takamura⁵, M. Takeda⁷, R. Takeishi⁷, A. Taketa²⁷, M. Takita⁷, Y. Tameda¹¹, M. Tanaka²⁰, K. Tanaka²⁸, H. Tanaka⁹, S.B. Thomas¹, G.B. Thomson¹, P. Tinyakov^{15,29}, I. Tkachev¹⁵, H. Tokuno³, T. Tomida²⁵, S. Troitsky¹⁵, Y. Tsunesada³, K. Tsutsumi³, Y. Uchihori³⁰, S. Udo¹¹, F. Urban^{24,31}, T. Wong¹, R. Yamane⁹, H. Yamaoka²⁰, K. Yamazaki²⁷, J. Yang³², K. Yashiro⁵, Y. Yoneda⁹, S. Yoshida¹⁷, H. Yoshii³³, Y. Zhezher¹⁵, Z. Zundel¹

————— • —————

- ¹ High Energy Astrophysics Institute and Department of Physics and Astronomy, University of Utah, Salt Lake City, Utah, USA
- ² The Graduate School of Science and Engineering, Saitama University, Saitama, Saitama, Japan
- ³ Graduate School of Science and Engineering, Tokyo Institute of Technology, Meguro, Tokyo, Japan
- ⁴ Department of Physics and The Research Institute of Natural Science, Hanyang University, Seongdong-gu, Seoul, Korea
- ⁵ Department of Physics, Tokyo University of Science, Noda, Chiba, Japan
- ⁶ Department of Physics, Kinki University, Higashi Osaka, Osaka, Japan
- ⁷ Institute for Cosmic Ray Research, University of Tokyo, Kashiwa, Chiba, Japan
- ⁸ Kavli Institute for the Physics and Mathematics of the Universe (WPI), Todai Institutes for Advanced Study, the University of Tokyo, Kashiwa, Chiba, Japan
- ⁹ Graduate School of Science, Osaka City University, Osaka, Osaka, Japan
- ¹⁰ Information Engineering Graduate School of Science and Technology, Shinshu University, Nagano, Nagano, Japan
- ¹¹ Faculty of Engineering, Kanagawa University, Yokohama, Kanagawa, Japan
- ¹² Interdisciplinary Graduate School of Medicine and Engineering, University of Yamanashi, Kofu, Yamanashi, Japan
- ¹³ Astrophysical Big Bang Laboratory, RIKEN, Wako, Saitama, Japan
- ¹⁴ Department of Physics, Tokyo City University, Setagaya-ku, Tokyo, Japan
- ¹⁵ Institute for Nuclear Research of the Russian Academy of Sciences, Moscow, Russia
- ¹⁶ Advanced Research Institute for Science and Engineering, Waseda University, Shinjuku-ku, Tokyo, Japan
- ¹⁷ Department of Physics, Chiba University, Chiba, Chiba, Japan
- ¹⁸ Department of Physics, School of Natural Sciences, Ulsan National Institute of Science and Technology, UNIST-gil, Ulsan, Korea
- ¹⁹ Department of Physics, Yonsei University, Seodaemun-gu, Seoul, Korea
- ²⁰ Institute of Particle and Nuclear Studies, KEK, Tsukuba, Ibaraki, Japan

- ²¹ Faculty of Science, Kochi University, Kochi, Kochi, Japan
- ²² Department of Physical Sciences, Ritsumeikan University, Kusatsu, Shiga, Japan
- ²³ Department of Physics, Sungkyunkwan University, Jang-an-gu, Suwon, Korea
- ²⁴ Sternberg Astronomical Institute, Moscow M.V. Lomonosov State University, Moscow, Russia
- ²⁵ Academic Assembly School of Science and Technology Institute of Engineering, Shinshu University, Nagano, Nagano, Japan
- ²⁶ Department of Physics and Astronomy, Rutgers University - The State University of New Jersey, Piscataway, New Jersey, USA
- ²⁷ Earthquake Research Institute, University of Tokyo, Bunkyo-ku, Tokyo, Japan
- ²⁸ Graduate School of Information Sciences, Hiroshima City University, Hiroshima, Hiroshima, Japan
- ²⁹ Service de Physique Théorique, Université Libre de Bruxelles, Brussels, Belgium
- ³⁰ National Institute of Radiological Science, Chiba, Chiba, Japan
- ³¹ National Institute of Chemical Physics and Biophysics, Estonia
- ³² Department of Physics and Institute for the Early Universe, Ewha Womans University, Seodaemungu, Seoul, Korea
- ³³ Department of Physics, Ehime University, Matsuyama, Ehime, Japan

—
† Deceased

Acknowledgments of the IceCube Collaboration

The authors gratefully acknowledge the support from the following agencies and institutions: USA – U.S. National Science Foundation-Office of Polar Programs, U.S. National Science Foundation-Physics Division, University of Wisconsin Alumni Research Foundation, the Center for High Throughput Computing (CHTC) at the University of Wisconsin – Madison, the Open Science Grid (OSG) grid infrastructure and the Extreme Science and Engineering Discovery Environment (XSEDE); U.S. Department of Energy, and National Energy Research Scientific Computing Center; Particle Astrophysics research computing center at the University of Maryland; Institute for Cyber-Enabled Research at Michigan State University; Astroparticle Physics Computational Facility at Marquette University; Belgium – Funds for Scientific Research (FRS-FNRS and FWO), FWO Odysseus and Big Science programs, Belgian Federal Science Policy Office (Belspo); Germany – Bundesministerium für Bildung und Forschung (BMBF), Deutsche Forschungsgemeinschaft (DFG), Helmholtz Alliance for Astroparticle Physics (HAP), Initiative and Networking Fund of the Helmholtz Association; Deutsches Elektronen Synchrotron (DESY); Cluster of Excellence (PRISMA ? EXC 1098); High Performance Computing Cluster of the IT-Center of the RWTH Aachen; Sweden – Swedish Research Council, Swedish Polar Research Secretariat, Swedish National Infrastructure for Computing (SNIC), and Knut and Alice Wallenberg Foundation; Canada – Natural Sciences and Engineering Research Council of Canada, Calcul Qubec, Compute Ontario, WestGrid and Compute Canada; Denmark – Villum Fonden, Danish National Research Foundation (DNRF); New Zealand – Marsden Fund, New Zealand; Australian Research Council; Japan – Japan Society for Promotion of Science (JSPS) and Institute for Global Prominent Research (IGPR) of Chiba University; Korea – National Research Foundation of Korea (NRF); Switzerland – Swiss National Science Foundation (SNSF).

Acknowledgments of the Pierre Auger Collaboration

The successful installation, commissioning, and operation of the Pierre Auger Observatory would not have been possible without the strong commitment and effort from the technical and administrative staff in Malargüe. We are very grateful to the following agencies and organizations for financial support:

Argentina – Comisión Nacional de Energía Atómica; Agencia Nacional de Promoción Científica y Tecnológica (ANPCyT); Consejo Nacional de Investigaciones Científicas y Técnicas (CONICET); Gobierno de la Provincia de Mendoza; Municipalidad de Malargüe; NDM Holdings and Valle Las Leñas; in gratitude for their continuing cooperation over land access; Australia – the Australian Research Council; Brazil – Conselho Nacional de Desenvolvimento Científico e Tecnológico (CNPq); Financiadora de Estudos e Projetos (FINEP); Fundação de Amparo à Pesquisa do Estado de Rio de Janeiro (FAPERJ); São Paulo Research Foundation (FAPESP) Grants No. 2010/07359-6 and No. 1999/05404-3; Ministério de Ciência e Tecnologia (MCT); Czech Republic – Grant No. MSMT CR LG15014, LO1305, LM2015038 and CZ.02.1.01/0.0/0.0/16_013/0001402; France – Centre de Calcul IN2P3/CNRS; Centre National de la Recherche Scientifique (CNRS); Conseil Régional Ile-de-France; Département Physique Nucléaire et Corpusculaire (PNC-IN2P3/CNRS); Département Sciences de l’Univers (SDU-INSU/CNRS); Institut Lagrange de Paris (ILP) Grant No. LABEX ANR-10-LABX-63 within the Investissements d’Avenir Programme Grant No. ANR-11-IDEX-0004-02; Germany – Bundesministerium für Bildung und Forschung (BMBF); Deutsche Forschungsgemeinschaft (DFG); Finanzministerium Baden-Württemberg; Helmholtz Alliance for Astroparticle Physics (HAP); Helmholtz-Gemeinschaft Deutscher Forschungszentren (HGF); Ministerium für Innovation, Wissenschaft und Forschung des Landes Nordrhein-Westfalen; Ministerium für Wissenschaft, Forschung und Kunst des Landes Baden-Württemberg; Italy – Istituto Nazionale di Fisica Nucleare (INFN); Istituto Nazionale di Astrofisica (INAF); Ministero dell’Istruzione, dell’Università e della Ricerca (MIUR); CETEMPS Center of Excellence; Ministero degli Affari Esteri (MAE); Mexico – Consejo Nacional de Ciencia y Tecnología (CONA-

CYT) No. 167733; Universidad Nacional Autónoma de México (UNAM); PAPIIT DGAPA-UNAM; The Netherlands – Ministerie van Onderwijs, Cultuur en Wetenschap; Nederlandse Organisatie voor Wetenschappelijk Onderzoek (NWO); Stichting voor Fundamenteel Onderzoek der Materie (FOM); Poland – National Centre for Research and Development, Grants No. ERA-NET-ASPERA/01/11 and No. ERA-NET-ASPERA/02/11; National Science Centre, Grants No. 2013/08/M/ST9/00322, No. 2013/08/M/ST9/00728 and No. HARMONIA 5–2013/10/M/ST9/00062, UMO-2016/22/M/ST9/00198; Portugal – Portuguese national funds and FEDER funds within Programa Operacional Factores de Competitividade through Fundação para a Ciência e a Tecnologia (COMPETE); Romania – Romanian Authority for Scientific Research ANCS; CNDI-UEFISCDI partnership projects Grants No. 20/2012 and No. 194/2012 and PN 16 42 01 02; Slovenia – Slovenian Research Agency; Spain – Comunidad de Madrid; Fondo Europeo de Desarrollo Regional (FEDER) funds; Ministerio de Economía y Competitividad; Xunta de Galicia; European Community 7th Framework Program Grant No. FP7-PEOPLE-2012-IEF-328826; USA – Department of Energy, Contracts No. DE-AC02-07CH11359, No. DE-FR02-04ER41300, No. DE-FG02-99ER41107 and No. DE-SC0011689; National Science Foundation, Grant No. 0450696; The Grainger Foundation; Marie Curie-IRSES/EPLANET; European Particle Physics Latin American Network; European Union 7th Framework Program, Grant No. PIRSES-2009-GA-246806; European Union’s Horizon 2020 research and innovation programme (Grant No. 646623); and UNESCO.

Acknowledgments of the Telescope Array Collaboration

The Telescope Array experiment is supported by the Japan Society for the Promotion of Science through Grants-in-Aid for Scientific Research on Specially Promoted Research (21000002) “Extreme Phenomena in the Universe Explored by Highest Energy Cosmic Rays” and for Scientific Research (19104006), and the Inter-University Research Program of the Institute for Cosmic Ray Research; by the U.S. National Science Foundation awards PHY-0601915, PHY-1404495, PHY-1404502, and PHY1607727; by the National Research Foundation of Korea (2015R1A2A1A-01006870, 2015R1A2A1A15055344, 2016R1A5A1013277, 2007-0093860, 2016R1A2B4014967); by the Russian Academy of Sciences, RFBR grant 16-02-00962a (INR), IISN project No. 4.4502.13, and Belgian Science Policy under IUAP VII/37 (ULB). The foundations of Dr. Ezekiel R. and Edna Wattis Dumke, Willard L. Eccles, and George S. and Dolores Doré Eccles all helped with generous donations. The State of Utah supported the project through its Economic Development Board, and the University of Utah through the Office of the Vice President for Research. The experimental site became available through the cooperation of the Utah School and Institutional Trust Lands Administration (SITLA), U.S. Bureau of Land Management (BLM), and the U.S. Air Force. We appreciate the assistance of the State of Utah and Fillmore offices of the BLM in crafting the Plan of Development for the site. Patrick Shea assisted the collaboration with valuable advice on a variety of topics. The people and the officials of Millard County, Utah have been a source of steadfast and warm support for our work which we greatly appreciate. We are indebted to the Millard County Road Department for their efforts to maintain and clear the roads which get us to our sites. We gratefully acknowledge the contribution from the technical staffs of our home institutions. An allocation of computer time from the Center for High Performance Computing at the University of Utah is gratefully acknowledged.



All-sky search for correlations in the arrival directions of astrophysical neutrino candidates and ultrahigh-energy cosmic rays

The IceCube Collaboration¹, The Pierre Auger Collaboration², The Telescope Array Collaboration³

¹ http://icecube.wisc.edu/collaboration/authors/icrc17_icecube

² http://www.auger.org/archive/authors_icrc_2017.html

³ <http://www.telescopearray.org/index.php/research/collaborators>

E-mail: imen.alsamarai@icecube.wisc.edu; golupg@cab.cnea.gov.ar

High-energy neutrinos, being neutral and weakly interacting particles, are powerful probes of the sites of production and acceleration of cosmic rays. The challenging discovery of cosmic neutrinos by the IceCube Collaboration has moved the field closer to realizing the potential of neutrino astronomy. Meanwhile, ground-based cosmic ray detectors like the Pierre Auger Observatory and the Telescope Array have reached an unprecedented accuracy in the determination of the features of the cosmic rays at the highest energies. We report on a collaborative effort between IceCube, the Pierre Auger Observatory and Telescope Array to identify directional correlations between the arrival directions of the highest-energy cosmic rays from both hemispheres and of the most probable cosmic neutrino events detected by IceCube. We describe the updated results of two independent searches using seven years of IceCube neutrino data and the most energetic cosmic-ray events detected by the Pierre Auger Observatory and the Telescope Array. The directional correlation found between UHECRs and neutrinos is reported with a significance of $\sim 2\sigma$.

Corresponding authors: G. Golup⁴, I. Al Samarai^{*5}, L. Caccianiga⁶, A. Christov⁵, P.L. Ghia⁷, U. Giaccari⁸, T. Montaruli⁵, H. Sagawa⁹, L. Schumacher¹⁰, P. Tinyakov¹¹

⁴*Centro Atómico Bariloche, S.C. de Bariloche, Argentina*

⁵*Département de physique nucléaire et corpusculaire, Université de Genève, Genève, Switzerland*

⁶*Università di Milano, Dipartimento di Fisica, Italy*

⁷*Institut de Physique Nucléaire d'Orsay (IPNO), Université Paris-Sud, Univ. Paris/Saclay, CNRS-IN2P3, France*

⁸*Universidade Federal do Rio de Janeiro, Instituto de Física, Rio de Janeiro, Brazil*

⁹*Institute for Cosmic Ray Research, University of Tokyo, Kashiwa, Chiba, Japan*

¹⁰*RWTH Aachen University, III. Physikalisches Institut B, Aachen, Germany*

¹¹*Service de Physique Théorique, Université Libre de Bruxelles, Ixelles, Belgium*

35th International Cosmic Ray Conference — ICRC 2017
10–20 July, 2017
Bexco, Busan, Korea

*Speaker.

Introduction

The determination of the origin of cosmic rays (CRs) is a difficult task since CRs are deflected during propagation. The extent of this angular deflection is still poorly constrained. Neutrinos produced during hadronic interactions of CR primaries propagate unaffected from their sources to us. They can therefore deliver potentially valuable information on the most energetic CR sources of the Universe. Neither of the observatories of neutrinos or ultrahigh-energy cosmic rays (UHECRs) dedicated to unravel the quest of the CR origin have delivered evidence for specific cosmic sources. This search for a common origin of UHECRs and neutrinos results from a joint collaboration between the IceCube Neutrino Observatory, the Pierre Auger Observatory and the Telescope Array (TA). Previous results of this work [1] provided a potentially interesting connection between neutrino and UHECR directions at the 3σ level. We update that work here including two additional years of neutrino data from IceCube and one more year of TA data.

1. The observatories and the data sets

The IceCube South Pole Neutrino Observatory

IceCube [2] is a cubic-kilometer high-energy neutrino detector (energy threshold $>\sim 100$ GeV) located at the geographic South Pole at about 1.5 to 2.5 km beneath the ice sheet surface. It is composed of 86 strings instrumented by 5160 photomultiplier tubes housed in pressure resistant spheres. Since 2005, data have been taken with partially completed configurations (9, 22, 40, 59 and 79 strings) until its final completion in December 2010. In 2013, a neutrino flux compatible with astrophysical neutrino expectations was reported [3, 4, 5]. Cumulating four years of data, the hypothesis of a pure atmospheric origin has been rejected at $\sim 6.5\sigma$ level. These detected neutrinos are of all flavors interacting inside the detection volume (starting events) with deposited energies ranging from 60 TeV up to 2 PeV. They compose the HESE dataset (‘High-Energy Starting Events’). They are mostly composed of shower-like events (cascades) characterized by an angular resolution of $\sim 15^\circ$ above 100 TeV. The track-like events are induced by muons and have a better angular resolution of $\lesssim 1^\circ$. The resolution of the deposited energy for tracks and cascades is around 15% [6] but cascades have a better resolution for the reconstructed neutrino energy since most of the energy is deposited in the detector, which is not the case for tracks.

In this analysis, we present results on the published updated sample of 39 HESE cascades and 7 HESE tracks [1] with two additional years of data composed of 19 cascades and 8 tracks, giving a total of 58 cascades and 15 tracks constituting the six-year HESE dataset [7].

A complementary dataset of through-going muons induced by charged current interactions of candidate ν_μ from the Northern sky [8] is also added to the track dataset. It has been reported that events giving this set of tracks do have a spectrum that is inconsistent with the hypothesis of atmospheric neutrino origin at the level of 5.6σ . The events considered here are 35 tracks corresponding to seven years of data from the eight-year data sample presented in [9]. Only events with ‘signalness’ $>50\%$ are considered, where the signalness is defined as the ratio of the astrophysical expectation over the sum of the atmospheric and astrophysical expectations for a given energy proxy and best-fit neutrino spectral index of 2.16. This requirement of ‘signalness’ $>50\%$

translates to a selection of events with a lower energy threshold of ~ 200 TeV of the muon energy proxy [8].

The events from the HESE sample and that from the complementary dataset from the Northern sky only confirm the picture of an isotropic neutrino emission, but measured differences in the energy spectrum may suggest a mixed origin of the events detected in IceCube. Nonetheless, no astrophysical counterpart has so far been supported by the current observational data.

The Pierre Auger Observatory

The Pierre Auger Observatory [10] is a hybrid high-energy cosmic-ray detector, covering an area of about 3000 km^2 , located in Argentina. It combines a large surface detector array (SD) composed of 1660 water-Cherenkov detectors with an atmospheric fluorescence detector (FD) made of 27 fluorescence telescopes. The dataset used for this analysis is composed of 231 cosmic rays with energies $E_{\text{CR}} \geq 52 \text{ EeV}$ recorded with the SD array from January 2004 to March 2014. The cut on the zenith angle $\theta \leq 80^\circ$ allows for a field-of-view ranging from -90° to $+45^\circ$ in declination. The angular resolution, defined as the 68th percentile of the distribution of the opening angles between the true and reconstructed directions of simulated events, is better than 0.9° [11].

Telescope Array

Telescope Array (TA) is a 700 km^2 cosmic-ray surface array detector located in the United States [12]. It is composed of 507 plastic scintillators distributed on a square grid with 1.2 km spacing overlooked by three fluorescence detector stations housing 38 telescopes. The selected events have an energy $E_{\text{CR}} \geq 57 \text{ EeV}$ and zenith angles smaller than 55° . The angular resolution of these events is about 1.5° . In addition to the 87 events detected from May 2008 to May 2014 and used in [1], 22 additional events collected in an additional year of data were used, reaching a total of 109 UHECRs from TA.

In both UHECR observatories, the absolute energy scale is given by fluorescence calibrations, using ‘hybrid’ events which are detected simultaneously by the SD array and the FD. For these events, it is possible to take advantage of the quasi-calorimetric energy determination from the FD technique. For the Pierre Auger Observatory, the systematic uncertainty on the energy scale is 14% and the statistical energy uncertainty is smaller than 12% [13]. For TA, the energy resolution is $\sim 20\%$, while the systematic uncertainty on the energy scale is 22% [14]. In accordance with the TA and Auger Energy Spectrum Working Group, and as presented in [1], the energy measured by TA is downshifted by 13%, so that the measured Auger and TA energy spectra coincide at 10 EeV .

The directions of the neutrinos detected by IceCube and the UHECRs detected by the Pierre Auger Observatory and Telescope Array used in this work are shown in Figure 1 in Galactic coordinates. The complementary field-of-views of the UHECR observatories allow for an all-sky search for correlations with neutrinos of all-flavors detected by IceCube.

2. The methods

The search for correlations in the arrival directions of UHECRs and neutrinos relies on two independent methods adapted for this analysis [1]: the unbinned-likelihood and the cross-correlation method.

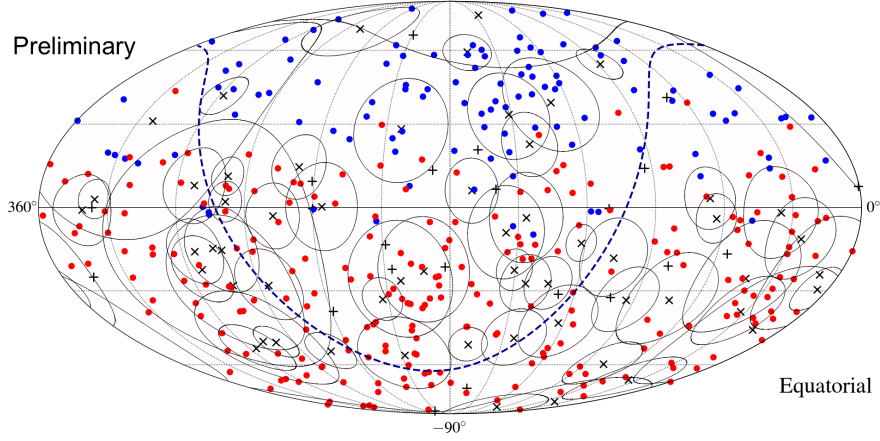


Figure 1: Directions of the UHECR events detected by Telescope Array (blue points) and the Pierre Auger Observatory (red points). The directions of the shower-like neutrino events detected by IceCube are shown in black crosses surrounded by the angular uncertainties shown in black circles. The track-like events are shown with ‘plus’ signs. The Galactic plane is represented by the dashed blue line.

Cross-correlation method

The cross-correlation method consists in computing the relative excess in the number of neutrino-UHECR pairs as a function of their angular separation over the expectation of isotropically distributed CR arrival directions, keeping the arrival directions of the neutrinos fixed. The isotropic distribution of the arrival directions of UHECRs is simulated according to the corresponding geometric exposures of the observatories. We also compare the number of pairs to an isotropic distribution of neutrinos, keeping the arrival directions of the UHECRs fixed and thus preserving the degree of anisotropy in the arrival directions of CRs. The isotropic flux of neutrinos is simulated by producing random right ascensions and keeping their declination fixed to account for the declination dependence in the IceCube acceptance. The angular separation in this study ranges from 1° to 30° with steps of 1° . This angular scan does not require one to make an assumption on the deflection of CRs while they propagate from their (supposedly) common source with neutrinos.

The unbinned-likelihood method

The second test is a stacking likelihood test assuming that the stacked sources are the neutrino directions. This test requires a hypothesis on the CR deflections. We have nonetheless made a scan on different values of the deflections also to account for the uncertainty on the composition of the CRs.

We considered a few models of cosmic ray deflections, which are based on backtracking simulations of UHECRs in the Galactic magnetic field models of Pshirkov *et al.* [15], and Jansson and Farrar [16]. Assuming a pure proton composition with an energy $E_{\text{CR}} = 100 \text{ EeV}$, we obtained a median angular deflection of 2.7° due to the Galactic magnetic field. In this work, the assumed angular deflections in the CR directions are thus taken as $3^\circ \times 100 \text{ EeV} / E_{\text{CR}}$. To account for a possible heavier composition or larger contribution of the intervening magnetic fields, additional test values of $6^\circ \times 100 \text{ EeV} / E_{\text{CR}}$ and $9^\circ \times 100 \text{ EeV} / E_{\text{CR}}$ were considered. It is to be noted that the

likelihood test is less optimal but not insensitive if the ‘true’ deflection of CRs is slightly different than foreseen by models. The expression of the log-likelihood is defined as

$$\ln \mathcal{L}(n_s) = \sum_{i=1}^{N_{\text{Auger}}} \ln \left(\frac{n_s}{N_{\text{CR}}} S_{\text{Auger}}^i + \frac{N_{\text{CR}} - n_s}{N_{\text{CR}}} B_{\text{Auger}}^i \right) + \sum_{i=1}^{N_{\text{TA}}} \ln \left(\frac{n_s}{N_{\text{CR}}} S_{\text{TA}}^i + \frac{N_{\text{CR}} - n_s}{N_{\text{CR}}} B_{\text{TA}}^i \right), \quad (2.1)$$

where n_s , the number of signal events, is the only free parameter, $N_{\text{CR}} = N_{\text{Auger}} + N_{\text{TA}}$ is the total number of UHECR events (340), S_{Auger}^i and S_{TA}^i are the signal PDFs (Probability Distribution Functions) for Auger and for TA, respectively, and B_{Auger}^i and B_{TA}^i are the corresponding background PDFs. The signal PDFs, in which the different neutrino positions are stacked, take into account the exposure and angular resolution of the CR observatories, the assumed CR magnetic deflections and the likelihood maps for the reconstruction of the ν arrival directions (Figure 2). Thus, for each CR i at a given direction \vec{r}_i and energy E_i , the signal PDF is expressed as

$$S_{\text{CR observatory}}^i(\vec{r}_i, E_i) = R_{\text{CR observatory}}(\delta_i) \sum_{j=1}^{N_{\text{src}}} S_j(\vec{r}_i, \sigma(E_i)). \quad (2.2)$$

$R_{\text{CR observatory}}(\delta_i)$ is the relative exposure for a given event declination and N_{src} is the number of stacked sources, 58 for the cascades and 49 for the tracks. The last term, $S_j(\vec{r}_i, \sigma(E_i))$, is the value of the normalized directional likelihood map for the j th source (i.e. neutrino) taken at \vec{r}_i and smeared with a Gaussian with standard deviation $\sigma(E_i)$. The Gaussian smearing takes into account the energy-dependent magnetic deflections imprint on the CR directions $\sigma(E_i) = \sqrt{\sigma_{\text{CR observatory}}^2 + \sigma_{\text{MD}}^2}$, where $\sigma_{\text{CR observatory}}$ is the angular resolution of the CR observatory (0.9° for Auger and 1.5° for TA) and $\sigma_{\text{MD}} = D \times 100 \text{ EeV} / E_{\text{CR}}$. Figure 2 represents the directional likelihood maps of the stacked neutrinos for shower-like and track-like topologies before smearing and convolved with the exposure of each CR observatory. The background PDFs are obtained from the normalized (by the total number of detected events by each observatory) exposures of the CR observatories. The test statistic TS is defined as $TS = -2 \ln[\mathcal{L}(n_s) / \mathcal{L}(n_s = 0)]$ and follows a distribution close to χ^2 with one degree of freedom.

3. Results

Cross-correlation results

Applying the cross-correlation method to the data, it is found that the maximum departure from the expectation for an isotropic CR flux, keeping the arrival directions of the neutrinos fixed, occurs at an angular distance of 1° for tracks and 22° for cascades, with post-trial p -values of 0.48 and 5.4×10^{-3} , respectively. In Figure 3, the relative excess of neutrino-UHECR pairs found in the data, $n_p(\alpha) / \langle n_p^{\text{iso}}(\alpha) \rangle - 1$, as a function of the scanned separation angles is shown with respect to the expectations of an isotropic flux of CRs. Evaluating the significance under the hypothesis of an isotropic flux of neutrinos, keeping the arrival directions of the CRs fixed, we find that for the high-energy cascades the maximum departure from isotropic expectations is at 16° , with a post-trial p -value of 1.0×10^{-2} .

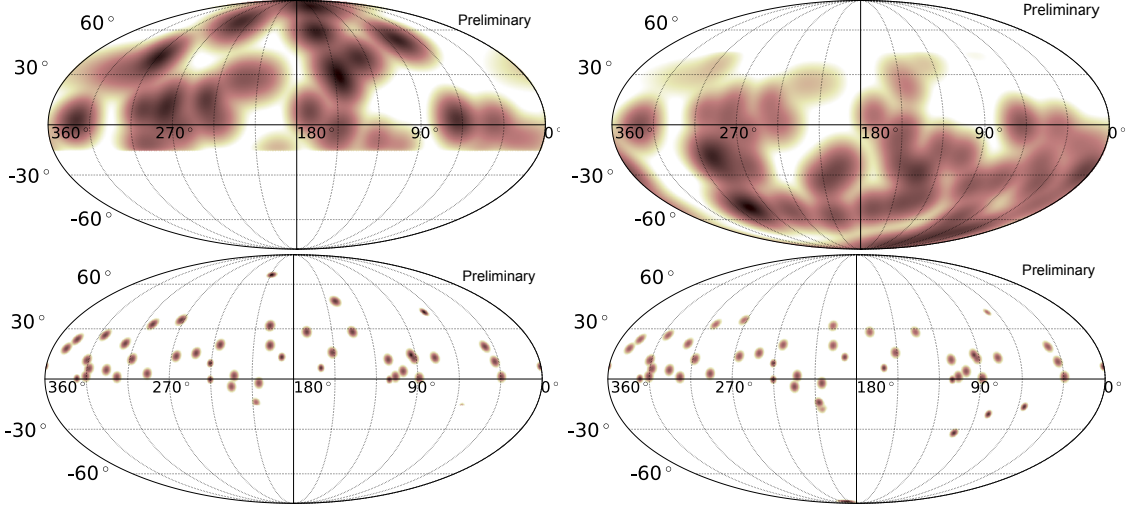


Figure 2: The signal PDFs before the Gaussian smearing in equatorial coordinates. The upper plots are for the high-energy cascades, while the lower ones are for the high-energy tracks. The declination-dependent exposure is applied for Auger in the right-hand plots and for TA in the left-hand plots.

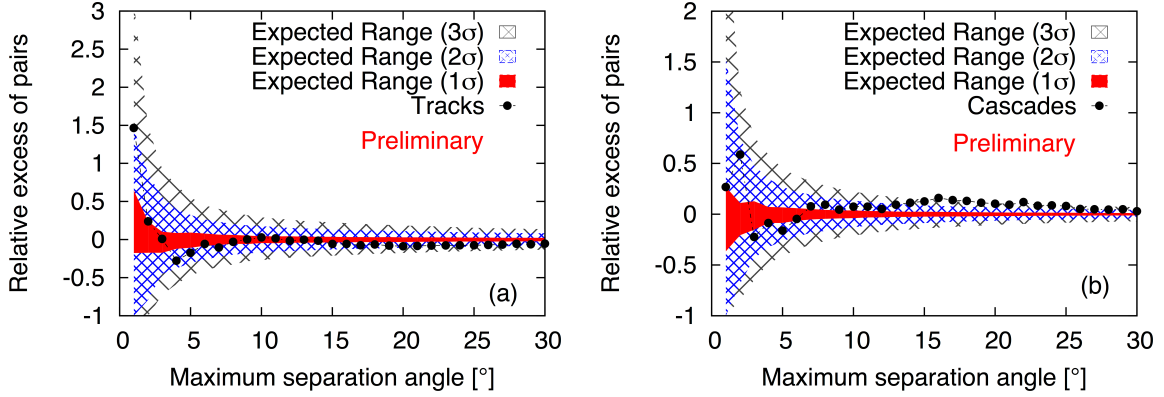


Figure 3: Relative excess of pairs, $n_p(\alpha)/\langle n_p^{\text{iso}}(\alpha) \rangle - 1$, as a function of the maximum angular separation between the neutrino and UHECR pairs, for the analysis done with the high-energy tracks (left) and with the high-energy cascades (right). The 1σ , 2σ and 3σ fluctuations expected from an isotropic distribution of arrival directions of CRs, keeping the arrival directions of the neutrinos fixed, are shown in red, blue and grey, respectively.

Unbinned likelihood method results

The results for the stacking method are shown in Table 1. The most significant deviation from an isotropic flux of CRs occurs for the magnetic deflection parameter $D = 6^\circ$ with the high-energy cascades. The observed pre-trial p -value of 1.0×10^{-2} corresponds to 2.2×10^{-2} post-trial, by considering 1000 realizations of randomly distributed CRs with $6^\circ \times 100 \text{ EeV}/E_{\text{CR}}$ deviation from the neutrino source positions. The test maintaining the CR directions fixed while simulating an isotropic flux of neutrinos results in a post-trial p -value of 1.7×10^{-2} for shower-like events.

D	High-energy tracks		High-energy cascades	
	n_s	pre-trial p -value	n_s	pre-trial p -value
3°	0.9	0.44	45.5	2.7×10^{-2}
6°	-	underfluctuation	71.5	1.0×10^{-2}
9°	-	underfluctuation	84.7	1.5×10^{-2}

Table 1: Results for the stacking analyses with the sample of high-energy tracks and high-energy cascades assuming an isotropic flux of CRs.

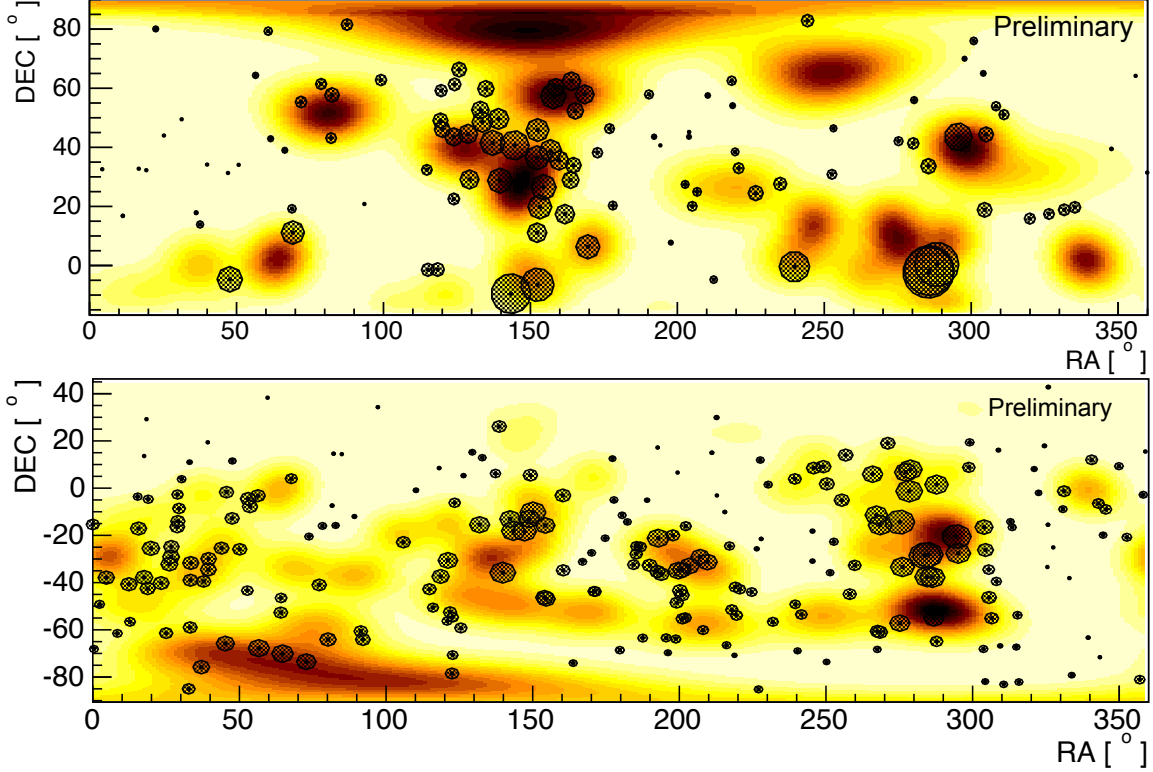


Figure 4: Neutrino signal PDF in the Telescope Array (top) and the Pierre Auger Observatory (bottom) exposures. The black dots represent the UHECRs directions. The black dashed circles radii are proportional to the weight assigned to each UHECR.

4. Discussion

In [1], post-trial p -values of 2.7×10^{-4} and 5×10^{-4} with respect to an isotropic flux of UHECRs were found using the unbinned likelihood method and the cross-correlation method, respectively. With the addition of two years of HESE shower-like events, the updated p -values do not strengthen the hint of a possible anisotropic distribution of UHECRs and neutrinos previously found. Similarly, the computation of the p -values, assuming an isotropic flux of neutrinos while keeping the UHECR directions fixed, resulted in p -values which are less significant than those found in [1]. To illustrate the results found in this update, the UHECRs weights assuming $D = 6^\circ$ and contributing to the signal PDF derived from Eq. (2.2) are shown in Figure 4 on top the neutrino directional maps in the exposures of the Auger Observatory and TA. Local clustering in the

directions illustrate the $\sim 2.3\sigma$ level correlation found.

It is noteworthy that this result can be explained by many facts. First, the not-yet-exhaustive knowledge of the CRs composition at such high energies and the poor knowledge of the Galactic magnetic field are the main limitations to the determination of the cosmic-ray sources using UHECRs. As already noted in [1], UHECRs can reach us from sources within the GZK horizon, meaning order of 10 to 100 Mpc. On the other hand, neutrinos can reach us from cosmological distances, so that if sources were stationary and uniformly distributed, only a few percent of neutrinos would be expected from the emitters of the detected UHECRs.

Many speculations on the possible sources of the four-year HESE sample still have not yet reached the significance of an evidence. The addition of two more years requires further correlation tests with various hypotheses of source candidates. It is also possible that there could be a contribution from galactic sources to the observed cosmic neutrino flux which would not be UHECR sources.

The future evolution of this search will concern the treatment of the magnetic deflection with updated models, the addition of updated data samples from the Pierre Auger Observatory and the cross-correlation with a sample of neutrinos of lower energy by IceCube and ANTARES.

References

- [1] The IceCube, Pierre Auger and Telescope Array Collaborations, *JCAP* **1601** (2016) 037.
- [2] The IceCube Collaboration, *Astropart. Phys.* **26** (2006) 155.
- [3] The IceCube Collaboration, *Science* **342** (2013) 1242856.
- [4] The IceCube Collaboration, *Phys. Rev. Lett.* **113** (2014) 101101.
- [5] The IceCube Collaboration, [PoS \(ICRC2015\) 1099](#) (2016).
- [6] The IceCube Collaboration, *JINST* **9** (2014) P03009.
- [7] The IceCube Collaboration, [PoS \(ICRC2017\) 981](#) (these proceedings).
- [8] The IceCube Collaboration, *Astrophys. J.* **833** (2016) 3.
- [9] The IceCube Collaboration, [PoS \(ICRC2017\) 1005](#) (these proceedings).
- [10] The Pierre Auger Collaboration, *Nucl. Instrum. Meth. A* **798** (2015) 172.
- [11] C. Bonifazi, for the Pierre Auger Collaboration, *Nucl. Phys. B Proc. Suppl.* **190** (2009) 20.
- [12] The Telescope Array Collaboration, *Nucl. Instrum. Meth. A* **689** (2012) 87; *Nucl. Instrum. Meth. A* **676** (2012) 54.
- [13] The Pierre Auger Collaboration, *JCAP* **8** (2014) 19; R. Pesce, for the Pierre Auger Collaboration, *Proc. 32nd ICRC*, Beijing, China, 2 (2011) 214 [arXiv:1107.4809].
- [14] The Telescope Array Collaboration, *Astrophys. J.* **768** (2013) L1.
- [15] M.S. Pshirkov, P.G. Tinyakov, P.P. Kronberg, and K.J. Newton-McGee, *Astrophys. J.* **738** (2011) 192.
- [16] R. Jansson and G.R. Farrar, *Astrophys. J.* **757** (2012) 14.