

# Closed-form marginal likelihood in Gamma-Poisson factorization

Louis Filstroff<sup>1</sup>    Alberto Lumbreras<sup>1</sup>    Cédric Févotte<sup>1</sup>  
<sup>1</sup> IRIT, Université de Toulouse, CNRS, France

January 8, 2018

## Abstract

We present novel understandings of the Gamma-Poisson (GaP) model, a probabilistic matrix factorization model for count data. We show that GaP can be rewritten free of the score/activation matrix. This gives us new insights about the estimation of the topic/dictionary matrix by maximum marginal likelihood estimation. In particular, this explains the robustness of this estimator to over-specified values of the factorization rank and in particular its ability to automatically prune spurious dictionary columns, as empirically observed in previous work. The marginalization of the activation matrix leads in turn to a new Monte-Carlo Expectation-Maximization algorithm with favorable properties.

## 1 Introduction

The Gamma-Poisson (GaP) model is a probabilistic matrix factorization model which was introduced in the field of text information retrieval (Canny, 2004; Buntine and Jakulin, 2006). In this field, a typical setting consists in representing a corpus of text documents by an integer-valued matrix  $\mathbf{V}$  of size  $F \times N$ , where each column  $\mathbf{v}_n$  represents a document as a so-called “bag of words”. Given a vocabulary of  $F$  words (or in practice semantic stems), the matrix entry  $v_{fn}$  is the number of occurrences of word  $f$  in the document  $n$ . GaP is a generative model described by a dictionary of “topics” or “patterns”  $\mathbf{W}$  (a non-negative matrix of size  $F \times K$ ) and a non-negative “activation” or “score” matrix  $\mathbf{H}$  (of size  $K \times N$ ), as follows:

$$\mathbf{H} \sim \prod_{k,n} \text{Gamma}(h_{kn} | \alpha_k, \beta_k), \quad (1)$$

$$\mathbf{V} | \mathbf{H} \sim \prod_{f,n} \text{Poisson}(v_{fn} | [\mathbf{W}\mathbf{H}]_{fn}). \quad (2)$$

Though GaP takes its origins in text information retrieval, it has found applications (often with variants) in other areas such as image reconstruction (Cemgil, 2009), collaborative filtering (Ma et al., 2011; Gopalan et al., 2015) or audio processing (Virtanen et al., 2008; Hoffman, 2012).

Denoting  $\boldsymbol{\alpha} = [\alpha_1, \dots, \alpha_K]^T$ ,  $\boldsymbol{\beta} = [\beta_1, \dots, \beta_K]^T$  and treating the shape parameters  $\alpha_k$  as fixed hyperparameters, maximum joint likelihood estimation (MJLE) in GaP

amounts to the minimization of

$$C_{\text{JL}}(\mathbf{W}, \mathbf{H}, \boldsymbol{\beta}) \stackrel{\text{def}}{=} -\log p(\mathbf{V}, \mathbf{H} | \mathbf{W}, \boldsymbol{\beta}) \quad (3)$$

$$= D_{\text{KL}}(\mathbf{V} | \mathbf{W}\mathbf{H}) + R_{\boldsymbol{\alpha}}(\mathbf{H}, \boldsymbol{\beta}) + \text{cst} \quad (4)$$

where  $D_{\text{KL}}(\cdot | \cdot)$  is the generalized Kullback-Leibler (KL) divergence defined by

$$D_{\text{KL}}(\mathbf{V} | \hat{\mathbf{V}}) = \sum_{f,n} \left( v_{fn} \log \left( \frac{v_{fn}}{\hat{v}_{fn}} \right) - v_{fn} + \hat{v}_{fn} \right) \quad (5)$$

and

$$R_{\boldsymbol{\alpha}}(\mathbf{H}, \boldsymbol{\beta}) = \sum_{k,n} [(1 - \alpha_k) \log(h_{kn}) + \beta_k h_{kn}] - N \sum_k \alpha_k \log \beta_k. \quad (6)$$

In this paper, we use the shape and rate parametrization of the Gamma distribution, i.e.,  $\text{Gamma}(x | \alpha, \beta) = \frac{\beta^\alpha}{\Gamma(\alpha)} x^{\alpha-1} e^{-\beta x}$ . Equation (4) shows that MJLE is tantamount to penalized KL non-negative matrix factorization (NMF) and may be addressed using alternating majorization-minimization (Lee and Seung, 2000; Canny, 2004; Dikmen and Févotte, 2012).

As explained in Dikmen and Févotte (2012), MJLE can be criticized from a statistical point of view. Indeed, the number of parameters grows with the number of samples  $N$  (this is because  $\mathbf{H}$  has as many columns as  $\mathbf{V}$ ). As such, Dikmen and Févotte (2012) have instead proposed to consider maximum marginal likelihood estimation (MMLE), in which  $\mathbf{H}$  is treated as a latent variable over which the joint likelihood is integrated. In other words, MMLE relies on the optimization of

$$C_{\text{ML}}(\mathbf{W}, \boldsymbol{\beta}) \stackrel{\text{def}}{=} -\log p(\mathbf{V} | \mathbf{W}, \boldsymbol{\beta}) \quad (7)$$

$$= -\log \int_{\mathbf{H}} p(\mathbf{V} | \mathbf{H}, \mathbf{W}, \boldsymbol{\beta}) p(\mathbf{H} | \boldsymbol{\beta}) d\mathbf{H}. \quad (8)$$

Note that in MMLE the dictionary  $\mathbf{W}$  remains a deterministic variable. This is in contrast with fully-Bayesian approaches such as in Buntine and Jakulin (2006); Cemgil (2009); Zhou et al. (2012), where  $\mathbf{W}$  is given a prior as well and where estimation revolves around the posterior  $p(\mathbf{W}, \mathbf{H} | \mathbf{V})$ .

Dikmen and Févotte (2012) assume that a closed-form expression of  $C_{\text{ML}}$  is not available. Besides, they propose variational and Monte-Carlo (MC) Expectation-Minimization (EM) algorithms based on a complete set formed by  $\mathbf{H}$  and a set of other latent components  $\mathbf{C}$  that will be later defined. In their experiments, they find MMLE to be robust to over-specified values of  $K$ , while MJLE clearly overfits. This intriguing (and advantageous) behavior is left unexplained. In this paper, we provide the following contributions.

- We provide a computable closed-form expression of  $C_{\text{ML}}$ . The expression is tedious to compute for large  $F$  and  $K$  as it involves combinatorial operations, but is workable for reasonably dimensioned problems.
- We show that the proposed closed-form expression reveals a penalization term on the columns  $\mathbf{W}$  that explains the “self-regularization” effect observed in Dikmen and Févotte (2012).

- We show that the closed-form marginalization of  $\mathbf{H}$  allows to derive a new MCEM algorithm with favorable properties.

The rest of the paper is organized as follows. Section 2 introduces preliminary material (composite form of GaP, useful probability distributions). In Section 3, we propose two new parameterizations of the GaP model in which  $\mathbf{H}$  has been marginalized. This yields a closed-form expression of  $C_{\text{ML}}$  which is discussed in Section 4. Finally, a new MCEM algorithm is introduced in Section 5 and is compared to the MCEM algorithm used in [Dikmen and F evotte \(2012\)](#).

## 2 Preliminaries

### 2.1 Composite structure of GaP

GaP can be written as a composite model, thanks to the superposition properties of the Poisson distribution ([F evotte and Cemgil, 2009](#)):

$$h_{kn} \sim \text{Gamma}(\alpha_k, \beta_k) \quad (9)$$

$$\mathbf{c}_{kn} | h_{kn} \sim \prod_f \text{Poisson}(c_{fkn} | w_{fk} h_{kn}) \quad (10)$$

$$\mathbf{v}_n = \sum_k \mathbf{c}_{kn} \quad (11)$$

The vectors  $\mathbf{c}_{kn} = [c_{1kn}, \dots, c_{Fkn}]^T$  of size  $F$  and which sum up to  $\mathbf{v}_n$  are referred to as *components*. In the remainder,  $\mathbf{C}$  will denote the  $F \times K \times N$  tensor with coefficients  $c_{fkn}$ .

### 2.2 Negative Binomial and Negative Multinomial distributions

In this section, we introduce two probability distributions that will be used later in the article.

#### 2.2.1 Negative Binomial distribution

A discrete random variable  $X$  is said to have a negative binomial (NB) distribution with parameters  $\alpha > 0$  (called the dispersion or shape parameter) and  $p \in [0, 1]$  if, for all  $c \in \mathbb{N}$ , the probability mass function (p.m.f.) of  $X$  is given by:

$$\mathbb{P}(X = c) = \frac{\Gamma(\alpha + c)}{\Gamma(\alpha) c!} (1 - p)^\alpha p^c. \quad (12)$$

Its variance is  $\frac{\alpha p}{(1-p)^2}$ , which is larger than its mean,  $\frac{\alpha p}{1-p}$ . It is therefore a suitable distribution to model over-dispersed count data. Indeed, it offers more flexibility than the Poisson distribution where the variance and the mean are equal.

The NB distribution can be obtained via a Gamma-Poisson mixture, that is:

$$\mathbb{P}(X = c) = \int_{\mathbb{R}_+} \text{Poisson}(c|\lambda) \text{Gamma}(\lambda|\alpha, \beta) d\lambda \quad (13)$$

$$= NB\left(\alpha, \frac{1}{\beta + 1}\right). \quad (14)$$

### 2.2.2 Negative Multinomial distribution

The negative multinomial (NM) distribution (Sibuya et al., 1964) is the multivariate generalization of the NB distribution. It is parametrized by a dispersion parameter  $\alpha > 0$  and a vector of event probabilities  $\mathbf{p} = [p_1, \dots, p_F]^T$ , where  $0 \leq p_f \leq 1$  and  $\sum_f p_f \leq 1$ . Denoting  $p_0 = 1 - \sum_f p_f$ , and for all  $c_f \in \mathbb{N}$ , the p.m.f. of the NM distribution is given by

$$\mathbb{P}(X_1 = c_1, \dots, X_F = c_F) = \frac{\Gamma(\alpha + \sum_f c_f)}{\Gamma(\alpha) \prod_f c_f!} p_0^\alpha \prod_f p_f^{c_f}. \quad (15)$$

Its expectation is the vector  $\alpha [\frac{p_1}{p_0}, \dots, \frac{p_F}{p_0}]^T$ . The NM distribution may also be obtained using a Gamma-Poisson mixture, as illustrated by the following proposition.

**Proposition 1.** Let  $X = [X_1, \dots, X_F]^T$  be a random vector whose entries are independent Poisson random variables. Assume that each variable  $X_f$  is governed by the parameter  $w_f \lambda$ , where  $\lambda$  is itself a Gamma random variable with parameters  $(\alpha, \beta)$ . Then the joint probability distribution of  $X$  is a NM distribution with dispersion parameter  $\alpha$  and event probabilities

$$\mathbf{p} = \left[ \frac{w_1}{\sum_f w_f + \beta}, \dots, \frac{w_F}{\sum_f w_f + \beta} \right]^T. \quad (16)$$

*Proof.*

$$\begin{aligned} \mathbb{P}(X = [c_1, \dots, c_F]^T) &= \int_{\mathbb{R}_+} \mathbb{P}(X_1 = c_1, \dots, X_F = c_F | \lambda) p(\lambda) d\lambda \\ &= \int_{\mathbb{R}_+} \left( \prod_f \frac{(w_f \lambda)^{c_f} e^{-w_f \lambda}}{c_f!} \right) \frac{\beta^\alpha}{\Gamma(\alpha)} \lambda^{\alpha-1} e^{-\beta \lambda} d\lambda \\ &= \left( \prod_f \frac{w_f^{c_f}}{c_f!} \right) \frac{\beta^\alpha}{\Gamma(\alpha)} \frac{\Gamma(\alpha + \sum_f c_f)}{(\sum_f w_f + \beta)^{\alpha + \sum_f c_f}} \\ &= \frac{\Gamma(\alpha + \sum_f c_f)}{\Gamma(\alpha) \prod_f c_f!} \left( \frac{\beta}{\sum_f w_f + \beta} \right)^\alpha \prod_f \left( \frac{w_f}{\sum_f w_f + \beta} \right)^{c_f} \end{aligned}$$

□

The distribution introduced in Proposition 1 can be obtained with an alternative generative procedure, as shown by the following property.

**Proposition 2.** Let  $Y = [Y_1, \dots, Y_F]^T$  be a random vector following a multinomial distribution with number of trials  $L$  and event probabilities  $\mathbf{p} = [\frac{w_1}{\sum_f w_f}, \dots, \frac{w_F}{\sum_f w_f}]^T$ . Assume that  $L$  is a NB random variable with dispersion parameter  $\alpha$  and probability  $p = \frac{\sum_f w_f}{\sum_f w_f + \beta}$ . Then the random variables  $Y$  and  $X$  (defined in Proposition 1) have the same distribution.

*Proof.*

$$\begin{aligned}
\mathbb{P}(Y = [c_1, \dots, c_F]^T) &= \mathbb{P}(Y = [c_1, \dots, c_F]^T | L) \times \mathbb{P}(L) \\
&= \frac{L!}{\prod_f c_f!} \prod_f \left( \frac{w_f}{\sum_f w_f} \right)^{c_f} \\
&\quad \times \frac{\Gamma(\alpha + L)}{\Gamma(\alpha)L!} \left( \frac{\beta}{\sum_f w_f + \beta} \right)^\alpha \left( \frac{\sum_f w_f}{\sum_f w_f + \beta} \right)^L \\
&= \frac{\Gamma(\alpha + \sum_f c_f)}{\Gamma(\alpha) \prod_f c_f!} \left( \frac{\beta}{\sum_f w_f + \beta} \right)^\alpha \prod_f \left( \frac{w_f}{\sum_f w_f + \beta} \right)^{c_f}
\end{aligned}$$

where we used  $L = \sum_f c_f$  in the last equation.  $\square$

### 3 New formulations of GaP

We now show how GaP can be rewritten free of the latent variables  $\mathbf{H}$  in two different ways.

#### 3.1 GaP as a composite NM model

**Theorem 1.** GaP can be rewritten as follows:

$$\mathbf{c}_{kn} \sim \text{NM} \left( \alpha_k, \left[ \frac{w_{1k}}{\sum_f w_{fk} + \beta_k}, \dots, \frac{w_{Fk}}{\sum_f w_{fk} + \beta_k} \right]^T \right) \quad (17)$$

$$\mathbf{v}_n = \sum_k \mathbf{c}_{kn} \quad (18)$$

*Proof.* Combining Equations (9)-(11) with Proposition 1 completes the proof.  $\square$

GaP may thus be interpreted as a composite model in which the  $k^{\text{th}}$  component has a NM distribution with parameters governed by  $\mathbf{w}_k$  (the  $k^{\text{th}}$  column of  $\mathbf{W}$ ),  $\alpha_k$  and  $\beta_k$ . Using straightforward computations, the data expectation can be expressed as

$$\mathbb{E}(\mathbf{v}_n | \mathbf{W}, \boldsymbol{\beta}) = \sum_k \mathbb{E}(\mathbf{c}_{kn} | \mathbf{w}_k, \beta_k), \quad (19)$$

$$= \sum_k \frac{\alpha_k}{\beta_k} \mathbf{w}_k. \quad (20)$$

### 3.2 GaP as a composite multinomial model

**Theorem 2.** GaP can be rewritten as follows:

$$L_{kn} \sim \text{NB} \left( \alpha_k, \frac{\sum_f w_{fk}}{\sum_f w_{fk} + \beta_k} \right) \quad (21)$$

$$\mathbf{c}_{kn} \sim \text{M} \left( L_{kn}, \left[ \frac{w_{1k}}{\sum_f w_{fk}}, \dots, \frac{w_{Fk}}{\sum_f w_{fk}} \right]^T \right) \quad (22)$$

$$\mathbf{v}_n = \sum_k \mathbf{c}_{kn} \quad (23)$$

where M refers to the multinomial distribution with density  $\text{M}(\mathbf{x}|L, \mathbf{p}) = \frac{L!}{\prod_f x_f!} \prod_f p_f^{x_f}$ .

*Proof.* Combining Equations (9)-(11) with Proposition 2 completes the proof.  $\square$

Theorem 2 states that another interpretation of GaP consists in modeling the data a sum of  $k$  multinomial distributions governed individually by  $\mathbf{w}_k$  and with a random number of trials following a NB distribution governed by  $\mathbf{w}_k$ ,  $\alpha_k$  and  $\beta_k$ .

## 4 Closed-form marginal likelihood

### 4.1 Analytical expression

Until now, it was assumed that the marginal likelihood in the GaP model was not available analytically. However, the new parametrization offered by Theorem 1 allows to obtain a computable analytical expression of the marginal likelihood  $C_{\text{ML}}$ . Denote by  $\mathcal{C}$  the set of all “admissible” components, i.e.,

$$\mathcal{C} = \{ \mathbf{C} \in \mathbb{N}^{F \times K \times N} \mid \forall (f, n), \sum_k c_{fkn} = v_{fn} \}. \quad (24)$$

By marginalization of  $\mathbf{C}$ , we may write

$$p(\mathbf{V}|\mathbf{W}, \boldsymbol{\beta}) = \sum_{\mathbf{C} \in \mathcal{C}} p(\mathbf{C}|\mathbf{W}, \boldsymbol{\beta}) \quad (25)$$

$$= \sum_{\mathbf{C} \in \mathcal{C}} \prod_{k,n} p(\mathbf{c}_{kn}|\mathbf{W}, \boldsymbol{\beta}). \quad (26)$$

Using Equation (17) we obtain

$$p(\mathbf{V}|\mathbf{W}, \boldsymbol{\beta}) = \sum_{\mathbf{C} \in \mathcal{C}} \prod_{k,n} \left[ \frac{\Gamma(\sum_f c_{fkn} + \alpha_k)}{\Gamma(\alpha_k) \prod_f c_{fkn}!} \left( \frac{\beta_k}{\sum_f w_{fk} + \beta_k} \right)^{\alpha_k} \prod_f \left( \frac{w_{fk}}{\sum_f w_{fk} + \beta_k} \right)^{c_{fkn}} \right].$$

Introducing the notations

$$\Omega_{\boldsymbol{\alpha}}(\mathbf{C}) = \prod_{k,n} \frac{\Gamma(\sum_f c_{fkn} + \alpha_k)}{\Gamma(\alpha_k) \prod_f c_{fkn}!} \quad (27)$$

and

$$p_{fk} = \frac{w_{fk}}{\sum_f w_{fk} + \beta_k} \quad (28)$$

we may rewrite Eq. (27) as

$$p(\mathbf{V}|\mathbf{W}, \boldsymbol{\beta}) = \left[ \prod_k (1 - \sum_f p_{fk})^{N\alpha_k} \right] \times \sum_{\mathbf{C} \in \mathcal{C}} \left[ \Omega_{\boldsymbol{\alpha}}(\mathbf{C}) \prod_{f,k} p_{fk}^{\sum_n c_{fkn}} \right]. \quad (29)$$

Equation (29) is a computable closed form expression of the marginal likelihood. It is free of  $\mathbf{H}$  and in particular of the integral that appears in Equation (8). However the expression (29) is still semi-explicit because it involves a sum over all admissible components  $\mathbf{C}$ .  $\mathcal{C}$  is countable set with cardinality  $\prod_{f,n} \binom{v_{fn} + K - 1}{K - 1}$ . It is straightforward to construct but challenging to compute in large dimension.

The sum over all the matrices in the set  $\mathcal{C}$  expresses the convolution of the (discrete) probability distributions of the  $K$  components. Unfortunately, the distribution of the sum of independent negative multinomial variables of different event probabilities is not available in closed form.

As already known from [Dikmen and Févotte \(2012\)](#), the value of the marginal likelihood is unchanged when the scales of the columns of  $\mathbf{W}$  and the rates  $\boldsymbol{\beta}$  are changed accordingly. Let  $\boldsymbol{\Lambda}$  be a non-negative diagonal matrix of size  $K$ , it can easily derived from Equation (29) that

$$p(\mathbf{V}|\mathbf{W}\boldsymbol{\Lambda}, \boldsymbol{\beta}\boldsymbol{\Lambda}) = p(\mathbf{V}|\mathbf{W}, \boldsymbol{\beta}). \quad (30)$$

We therefore have a scaling invariance between  $\mathbf{W}$  and  $\boldsymbol{\beta}$ , and as such, we may fix  $\boldsymbol{\beta}$  to arbitrary values and leave  $\mathbf{W}$  free. As such we will treat  $\boldsymbol{\beta}$  as a constant in the following and drop it from the arguments of  $C_{\text{ML}}$ .

## 4.2 Self-regularization

[Dikmen and Févotte \(2012\)](#) empirically studied the properties of MMLE. In particular, they observed the self-ability of the estimator to regularize the number of columns. For example, in one experiment they generated synthetic data according to the GaP model, with a ground-truth number of components  $K^*$ . They run MMLE with  $K > K^*$  and noticed that the estimated  $\mathbf{W}$  contained  $K - K^*$  empty columns. As such, the estimator was able to recover the ground-truth dimensionality. In contrast, MJLE used all  $K$  dimensions and overfitted the data. They were unable to give a theoretical justification of the observed phenomenon, but provided a first insight thanks to a Laplace approximation of  $p(\mathbf{V}|\mathbf{W})$ . The closed-form expression (29) offers a deeper understanding of this phenomenon, as explained next.

Using Equations (29) and (28) and treating  $\boldsymbol{\beta}$  as a constant, the negative log-likelihood can be expressed as

$$\frac{1}{N} C_{\text{ML}}(\mathbf{W}) = -\frac{1}{N} \log \left( \sum_{\mathbf{C} \in \mathcal{C}} \Omega_{\boldsymbol{\alpha}}(\mathbf{C}) \prod_{f,k} p_{fk}^{\sum_n c_{fkn}} \right) \quad (31)$$

$$+ \sum_k \alpha_k \log(\|\mathbf{w}_k\|_1 + \beta_k) + \text{cst}, \quad (32)$$

where  $\text{cst} = -\sum_k \alpha_k \log \beta_k$ . The negative log-likelihood reveals two terms. The first term, Equation (31), captures the interaction between data  $\mathbf{V}$  (through  $\mathbf{C}$ ) and the parameter  $\mathbf{W}$  (through the event probabilities  $p_{fk} = w_{fk}/(\|\mathbf{w}_k\|_1 + \beta_k)$ ). The second term, Equation (32), only depends on the parameter  $\mathbf{W}$  and can be interpreted as a group-regularization term. The non-convex and sharply peaked function  $f(\mathbf{x}) = \sum_k \log(x_k + b)$  is known to be sparsity-inducing (Candès et al., 2008). As such, the term (32) will promote sparsity of the norms of the columns of  $\mathbf{W}$ . When a norm  $\|\mathbf{w}_k\|_1$  is set to zero for some  $k$ , the whole column  $\mathbf{w}_k$  will be set to zero because of the non-negativity constraint. This gives a formal explanation of the ability of MMLE to automatically prune columns of  $\mathbf{W}$ , without any explicit sparsity-inducing prior at the modeling stage (recall that  $\mathbf{W}$  is a deterministic parameter without a prior).

### 4.3 Numerical illustration

We compare the behavior of MJLE and MMLE on a tractable example. We set  $F = K = 1$ , so that the dictionary becomes a scalar  $w$ . We generated a dataset of  $N = 100$  samples with  $w^* = 1$  and two values of  $\alpha = \alpha_k$ . The likelihood functions for MJLE and MMLE are displayed w.r.t. to  $w$  on Figure 1. For MJLE, we display  $C_{\text{JL}}(w, \hat{\mathbf{h}}(w))$  with  $\hat{\mathbf{h}}(w) = \text{argmin}_{\mathbf{h} \geq 0} C_{\text{JL}}(w, \mathbf{h}) = (\mathbf{v} + \alpha - 1)/(w + 1)$ . The MMLE and MJLE estimates may be computed in closed-form in the univariate case:

$$\hat{w}_{\text{ML}} = \frac{\sum_n v_n}{\alpha N}, \quad \hat{w}_{\text{JL}} = \frac{\sum_n v_n}{(\alpha - 1)N}. \quad (33)$$

MJLE is known to be ill-posed when  $\alpha_k \leq 1$  from Dikmen and Févotte (2012) (the solution is  $\hat{w} = \infty$ ) and the MJLE estimate in Equation (33) only holds for  $\alpha_k > 1$ . Figure 1 shows how MJLE fails to give a correct estimate for small values of  $\alpha_k$  while MMLE remains robust to this parameter.

## 5 A new MCEM algorithm

### 5.1 Expectation-Maximization

Despite having a closed-form expression of the marginal likelihood, its direct optimization remains difficult. However, the natural structure of our problem is suitable for an Expectation-Maximization (EM) algorithm (Dempster et al., 1977). Indeed, in the GaP model we have observed variables,  $\mathbf{V}$ , and latent variables, namely  $\mathbf{C}$  and  $\mathbf{H}$ . As such, we can derive an EM-algorithm to iteratively optimize the likelihood.

Previous work by Dikmen and Févotte (2012) considered the complete set of variables  $\{\mathbf{C}, \mathbf{H}\}$  and therefore sought at each iteration, given a current estimate  $\tilde{\mathbf{W}}$ , to optimize the following functional

$$Q_A(\mathbf{W}|\tilde{\mathbf{W}}) = \int_{\mathbf{C}, \mathbf{H}} \log p(\mathbf{C}, \mathbf{H}|\mathbf{W})p(\mathbf{C}, \mathbf{H}|\mathbf{V}, \tilde{\mathbf{W}})d\mathbf{C}d\mathbf{H} \quad (34)$$

w.r.t. to  $\mathbf{W}$ . Note that  $\mathbf{V}$  does not need to be included in the complete set because we have  $\mathbf{V} = \sum_k \mathbf{C}_k$ . This corresponds to the general formulation of EM in which the relation between the complete set and the data is a many-to-one mapping and



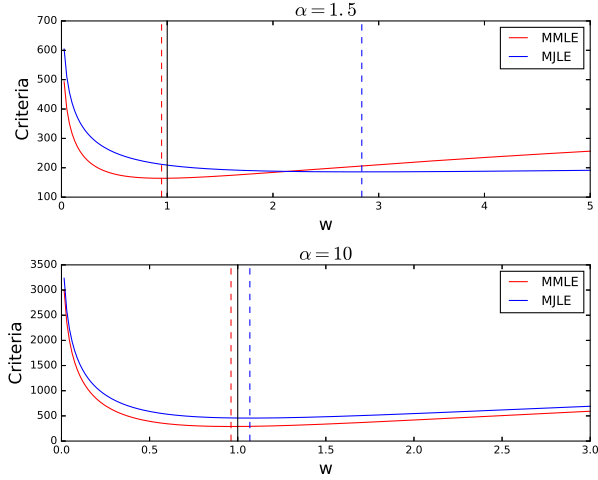


Figure 1: Likelihood functions  $C_{ML}(w)$  (red) and  $C_{JL}(w)$  (blue) using synthetical data generated from the model, for two values of  $\alpha$ . The black vertical line represents the ground-truth  $w^* = 1$ . The blue and red vertical lines represents  $\hat{w}_{ML}$  and  $\hat{w}_{JL}$ , respectively.

slightly differs from the more usual one where the complete set is formed by the union of data and a hidden set (Dempster et al., 1977).

Our approach consists in reducing the complete set to  $\{\mathbf{C}\}$  instead of  $\{\mathbf{C}, \mathbf{H}\}$ , thanks to the fact that we were able to rewrite the GaP model free of the latent variables  $\mathbf{H}$ . As such, we propose an EM algorithm based the following functional:

$$Q_B(\mathbf{W}|\tilde{\mathbf{W}}) = \int_{\mathbf{C}} \log p(\mathbf{C}|\mathbf{W})p(\mathbf{C}|\mathbf{V}, \tilde{\mathbf{W}})d\mathbf{C}. \quad (35)$$

In both cases, the posterior of the latent variables,  $p(\mathbf{C}, \mathbf{H}|\mathbf{V}, \tilde{\mathbf{W}})$  or  $p(\mathbf{C}|\mathbf{V}, \tilde{\mathbf{W}})$  is not available in closed form. To overcome this problem, we may use a MCEM algorithm (Wei and Tanner, 1990). In a nutshell, if we are able to sample from the posterior of the latent variables, then we can do a Monte Carlo approximation of the functional (this is the E-step).

## 5.2 Monte-Carlo approximation

In Dikmen and Févotte (2012), a Gibbs sampling procedure was developed to draw samples from  $p(\mathbf{C}, \mathbf{H}|\mathbf{V}, \tilde{\mathbf{W}})$ . Indeed, all the conditional distributions are available in closed form, so that we may execute at iteration  $(j + 1)$ :

- $\mathbf{H}^{(j+1)} \sim p(\mathbf{H}|\mathbf{C}^{(j)}, \tilde{\mathbf{W}})$  (Gamma)
- $\mathbf{C}^{(j+1)} \sim p(\mathbf{C}|\mathbf{H}^{(j+1)}, \mathbf{V}, \tilde{\mathbf{W}})$  (Multinomial)

It should be noted that being able to draw samples from the joint posterior of  $\mathbf{C}$  and  $\mathbf{H}$  gives us samples drawn from the posterior of  $\mathbf{C}$  only. We did not find a way to sample directly from  $p(\mathbf{C}|\mathbf{V}, \tilde{\mathbf{W}})$ , despite knowing  $p(\mathbf{C}, \tilde{\mathbf{W}})$ , mostly because of the the sum constraint  $\sum_k \mathbf{C}_k = \mathbf{V}$ .

Considering that at each iteration,  $J$  samples  $\mathbf{C}^{(j)}$  are drawn from  $p(\mathbf{C}|\mathbf{V}, \tilde{\mathbf{W}})$  (after burn in), the Monte Carlo approximation of the functional is given by:

$$Q_B(\mathbf{W}|\tilde{\mathbf{W}}) \approx \hat{Q}_B(\mathbf{W}|\tilde{\mathbf{W}}) \stackrel{\text{def}}{=} \frac{1}{J} \sum_{j=1}^J \log p(\mathbf{C}^{(j)}|\mathbf{W}). \quad (36)$$

Replacing  $p(\mathbf{C}^{(j)}|\mathbf{W})$  by its expression, we obtain:

$$\begin{aligned} \hat{Q}_B(\mathbf{W}|\tilde{\mathbf{W}}) = \frac{1}{J} \sum_{j,k,n} \left[ -\alpha_k \log \left( \sum_f w_{fk} + \beta_k \right) \right. \\ \left. + \sum_f c_{fkn}^{(j)} \left( \log(w_{fk}) - \log \left( \sum_f w_{fk} + \beta_k \right) \right) + \text{cst} \right] \quad (37) \end{aligned}$$

The maximization of  $\hat{Q}_B$  leads to a linear system of equations that we need to solve for each column  $\mathbf{w}_k$  (this is the M-step):

$$\mathbf{A}_k \mathbf{w}_k = \mathbf{b}_k. \quad (38)$$

The matrix  $\mathbf{A}_k \in \mathbb{R}^{F \times F}$  is defined by:

$$a_{fg} = \left( NJ\alpha_k + \sum_{j,f,n} c_{fkn}^{(j)} \right) \delta_{fg} - \sum_{j,n} c_{fkn}^{(j)} \quad (39)$$

where  $\delta_{fg}$  is the Kronecker symbol, i.e.  $\delta_{fg} = 1$  if and only if  $f = g$ , and zero otherwise. The vector  $\mathbf{b}_k \in \mathbb{R}^{F \times 1}$  is defined by:

$$b_{fk} = \beta_k \sum_{j,n} c_{fkn}^{(j)}. \quad (40)$$

The matrix  $\mathbf{A}_k$  appears to be the sum of a diagonal matrix with a rank-1 matrix and can be inverted analytically thanks to the Sherman-Morrison formula ([Sherman and Morrison, 1950](#)). This results in the following update

$$\hat{w}_{fk} = \frac{1}{NJ} \frac{\beta_k}{\alpha_k} \sum_{j,n} c_{fkn}^{(j)}. \quad (41)$$

In the common case where  $\frac{\beta_k}{\alpha_k}$  is equal to a constant  $\gamma$  for all  $k$ , we can write:

$$\sum_k \hat{w}_{fk} = \sum_k \frac{\beta_k}{\alpha_k} \frac{\sum_{j,n} c_{fkn}^{(j)}}{NJ} = \gamma \frac{\sum_{j,n} v_{fn}}{NJ} = \gamma \bar{v}_f \quad (42)$$

where  $\bar{v}_f = N^{-1} \sum_n v_{fn}$  is the empirical mean of the data for every feature  $f$ . Equation (42) implies that the rows of the estimate  $\mathbf{W}$  at every iteration sum to a constant. This behavior is illustrated on Figure 2.

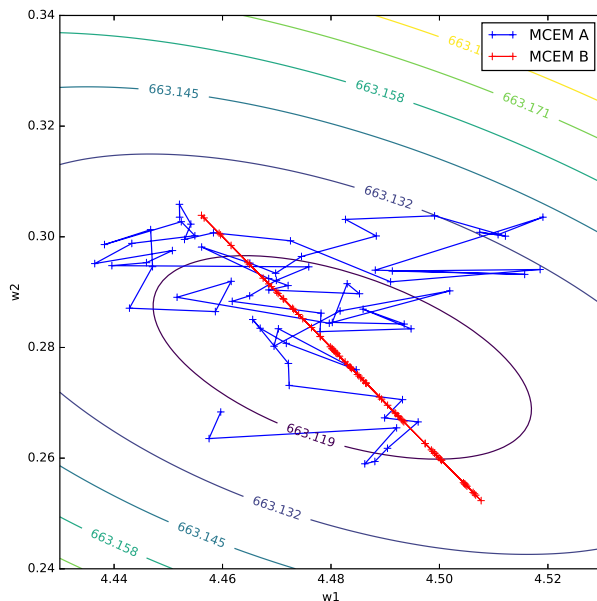


Figure 2: Illustrative example with  $F = 1$  and  $K = 2$ . A dataset of  $N = 300$  (scalar) samples is generated from GaP with  $\alpha_k = \beta_k = 1$ . The contour plot displays  $C_{\text{ML}}(\mathbf{w})$  (thanks to its closed-form expression). The blue and red lines displays the iterates of  $\mathbf{w} = [w_1, w_2]$  for the first seventy iterations of MCEM-A and MCEM-B. Note how the iterates generated by MCEM-B satisfy the constraint  $w_1 + w_2 = \bar{v}$  described by Equation (42).

## 6 Experimental results

We compare the MCEM algorithm of [Dikmen and Févotte \(2012\)](#), which we label as “MCEM-A”, and our alternative MCEM algorithm, which we label as “MCEM-B”.

### 6.1 Experiment on a toy dataset

First, we apply the two algorithms to a toy example. We generate a dataset of  $N = 1000$  samples according to the GaP model, with the following parameters:

$$\mathbf{W}^* = \begin{bmatrix} 0.36 & 0.04 \\ 1.01 & 0.35 \\ 0.55 & 0.33 \\ 0.74 & 1.94 \end{bmatrix}, \alpha^* = 1.5, \beta^* = 1. \quad (43)$$

The columns of  $\mathbf{W}^*$  have been generated from a rescaled Dirichlet distribution (with parameters 1). The dataset is hence of size  $4 \times 1000$ .

We proceed to learn the dictionaries with both algorithms, setting  $K = K^* + 1 = 3$ ,  $\alpha_k = \beta_k = 1$ . The two algorithms are initialized from the same starting point. Equation (42) shows that the sum over a row is equal to  $\bar{v}_f$ . This suggests the initialization  $w_{fk} = \frac{\bar{v}_f}{K}$ . The MCEM algorithms are run for 500 iterations. The parameters for the Gibbs sampling steps are identical: 500 samples are drawn at every iteration with a burn-in of the first 250. The results are given in Figure 3.

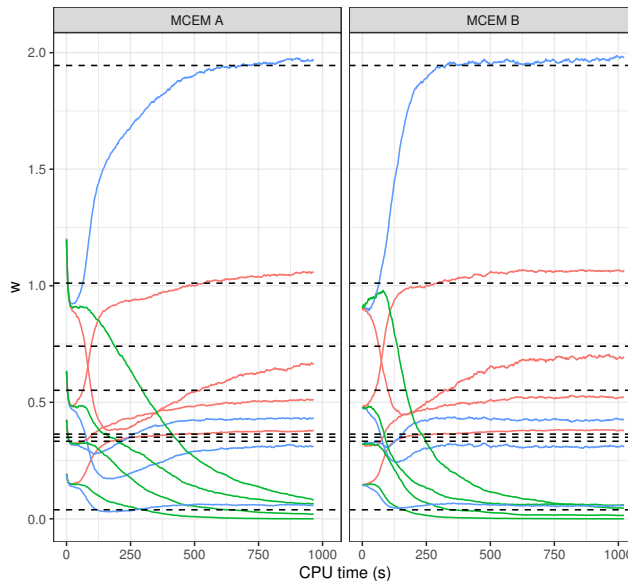


Figure 3: Coefficients of  $\mathbf{W}$  with respect to CPU time for both algorithms (MCEM-A on the left, MCEM-B on the right). The coefficients of each column  $\mathbf{w}_k$  are displayed with the same color.

As we can see, MCEM-A and MCEM-B converge to the same point, with MCEM-B converging slightly faster in this case. The two algorithms recover the “ground truth”: a column (in green) is driven to zero.

## 6.2 Experiment on a real dataset

We then apply the two MCEM algorithms on the MNIST dataset (LeCun and Cortes, 1998). The MNIST dataset is composed of 60 000 images of  $28 \times 28$  pixels displaying handwritten digits.

For our experiment, a random subset of  $N = 100$  images is chosen. That means we apply the algorithms on a data matrix of size  $784 \times 100$ . We estimate  $\mathbf{W}$  with both algorithms using  $K = 15$ ,  $\alpha_k = 1$ ,  $\beta_k = 1$ . As for the Gibbs sampling parameters, 250 samples are drawn at each iteration, with a burn in of the first 125. Both algorithms are run for 1000 iterations. Figure 4 displays the evolution the norm of each  $\mathbf{w}_k$  as a proxy to monitor the convergence of the algorithms.

MCEM-B has converged within the 1000 iterations whereas MCEM-A has not. The convergence of MCEM-A is considerably slower than MCEM-B in this case. We conjecture that this is due to the fact that the iterates produced by MCEM-B belong to a lower dimensional hyperplane which accelerates convergence, as shown by Equation (42).

## 7 Conclusion

In this paper, we have shown how the Gamma-Poisson model can be rewritten free of the latent variables  $\mathbf{H}$ . This new parametrization enabled us to give a closed-form expression of the marginal likelihood, which revealed a penalization term explaining

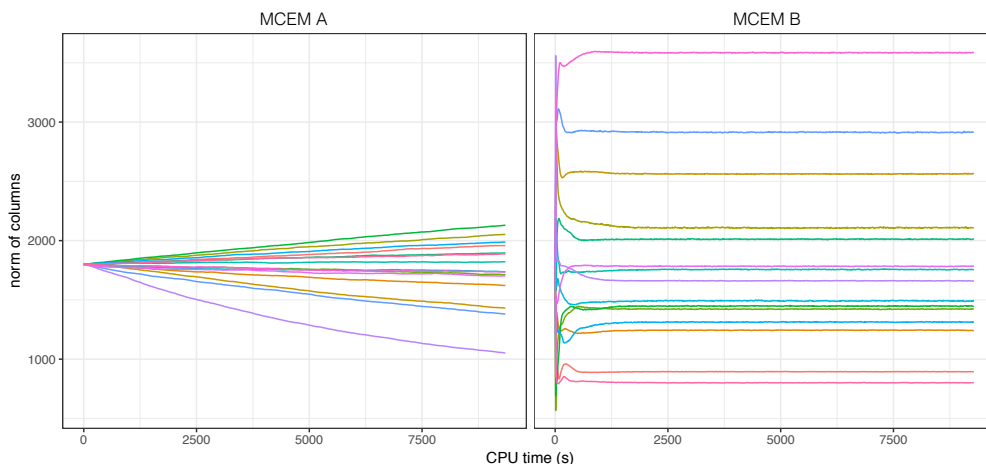


Figure 4: Evolution of the norm of each of the  $K = 15$  columns  $\mathbf{w}_k$  of the dictionaries w.r.t. CPU time for both algorithms (MCEM-A on left, MCEM-B on the right)

the “self-regularization” effect described in [Dikmen and Févotte \(2012\)](#). Thanks to the marginalization of  $\mathbf{H}$ , we derived a new MCEM algorithm for the task of maximizing the likelihood, based on a reduced complete dataset and as such with better convergence properties.

In this work, we treated  $\alpha$  as fixed hyperparameters. Future work will focus on lifting this hypothesis, and on designing algorithms to learn both  $\mathbf{W}$  and  $\alpha$ . We will also look into carrying a similar analysis in other probabilistic matrix factorization models, such as the Gamma-Exponential model ([Dikmen and Févotte, 2011](#)).

## Acknowledgments

This work has received funding from the European Research Council (ERC) under the European Union’s Horizon 2020 research and innovation program under grant agreement No 681839 (project FACTORY).

## References

- Buntine, W. and Jakulin, A. (2006). Discrete component analysis. In *Subspace, Latent Structure and Feature Selection*, pages 1–33. Springer.
- Candès, E. J., Wakin, M. B., and Boyd, S. P. (2008). Enhancing sparsity by reweighted l1 minimization. *Journal of Fourier analysis and applications*, 14(5):877–905.
- Canny, J. (2004). Gap: a factor model for discrete data. In *Proceedings of the 27th international ACM SIGIR conference on Research and development in Information Retrieval*, pages 122–129.
- Cemgil, A. T. (2009). Bayesian inference for nonnegative matrix factorisation models. *Computational Intelligence and Neuroscience*, 2009.

- Dempster, A. P., Laird, N. M., and Rubin, D. B. (1977). Maximum likelihood from incomplete data via the em algorithm. *Journal of the royal statistical society. Series B (methodological)*, pages 1–38.
- Dikmen, O. and Févotte, C. (2011). Nonnegative dictionary learning in the exponential noise model for adaptive music signal representation. In *Advances in Neural Information Processing Systems (NIPS)*, pages 2267–2275.
- Dikmen, O. and Févotte, C. (2012). Maximum marginal likelihood estimation for nonnegative dictionary learning in the gamma-poisson model. *IEEE Transactions on Signal Processing*, 60(10):5163–5175.
- Févotte, C. and Cemgil, A. T. (2009). Nonnegative matrix factorizations as probabilistic inference in composite models. In *Proceedings of 17th European Signal Processing Conference (EUSIPCO)*, pages 1913–1917.
- Gopalan, P., Hofman, J. M., and Blei, D. M. (2015). Scalable recommendation with hierarchical poisson factorization. In *Proceedings of the 31st Conference on Uncertainty in Artificial Intelligence (UAI)*, pages 326–335.
- Hoffman, M. D. (2012). Poisson-uniform nonnegative matrix factorization. In *Proceedings of the IEEE Conference on Acoustics, Speech and Signal Processing (ICASSP)*, pages 5361–5364.
- LeCun, Y. and Cortes, C. (1998). The MNIST database of handwritten digits.
- Lee, D. D. and Seung, H. S. (2000). Algorithms for non-negative matrix factorization. In *Advances in Neural Information Processing Systems (NIPS)*, pages 556–562.
- Ma, H., Liu, C., King, I., and Lyu, M. R. (2011). Probabilistic factor models for web site recommendation. In *Proceedings of the 34th international ACM SIGIR conference on Research and development in Information Retrieval*, pages 265–274.
- Sherman, J. and Morrison, W. J. (1950). Adjustment of an inverse matrix corresponding to a change in one element of a given matrix. *The Annals of Mathematical Statistics*, 21(1):124–127.
- Sibuya, M., Yoshimura, I., and Shimizu, R. (1964). Negative multinomial distribution. *Annals of the Institute of Statistical Mathematics*, 16(1):409–426.
- Virtanen, T., Cemgil, A. T., and Godsill, S. (2008). Bayesian extensions to non-negative matrix factorisation for audio signal modelling. In *Proceedings of the IEEE International Conference on Acoustics, Speech and Signal Processing (ICASSP)*, pages 1825–1828.
- Wei, G. C. and Tanner, M. A. (1990). A monte carlo implementation of the em algorithm and the poor man’s data augmentation algorithms. *Journal of the American statistical Association*, 85(411):699–704.
- Zhou, M., Hannah, L., Dunson, D. B., and Carin, L. (2012). Beta-negative binomial process and poisson factor analysis. In *Proceedings of the 15th International Conference on Artificial Intelligence and Statistics (AISTATS)*, pages 1462–1471.