

Ontology-based Approach for Semantic Data Extraction from Social Big Data: State-of-the-art and Research Directions

Pornpit Wongthontham¹, Bilal Abu-Salih²

^{1,2} Curtin University, GPO Box U1987 Perth WA 6845 AUSTRALIA,

¹p.wongthongtham@curtin.edu.au, ²bilal.abusalih@curtin.edu.au

Abstract

A challenge of managing and extracting useful knowledge from social media data sources has attracted much attention from academic and industry. To address this challenge, semantic analysis of textual data is focused in this paper. We propose an ontology-based approach to extract semantics of textual data and define the domain of data. In other words, we semantically analyse the social data at two levels i.e. the entity level and the domain level. We have chosen Twitter as a social channel challenge for a purpose of concept proof. Domain knowledge is captured in ontologies which are then used to enrich the semantics of tweets provided with specific semantic conceptual representation of entities that appear in the tweets. Case studies are used to demonstrate this approach. We experiment and evaluate our proposed approach with a public dataset collected from Twitter and from the politics domain. The ontology-based approach leverages entity extraction and concept mappings in terms of quantity and accuracy of concept identification.

Keywords: Semantic Data Extraction; Ontology; Social Big Data; Social Media; Data Analytics; Twitter; AlchemyAPI

1. Introduction

Nowadays, we are surrounded by a large volume of data and information with multitude of sources. Data has been generated approximately 2.5 exabytes a day (IBM 2015). It is a huge challenge to manage and extract useful knowledge from a large quantity of data given the different forms of data, streaming data, uncertainty of data to many more cascades of data (Wongthongtham and Abu-Salih

2015, Abu-Salih, Wongthongtham, Beheshti, et al. 2015). 'Big data' is recently termed and is a popular phenomenon not only about storage or access to data but also data analytics aiming to make sense of data and to obtain value from data. Big data is defined through the 5V model i.e. Volume, Velocity, Variety, Value, and Veracity (Hitzler P and K. 2013). Within its description, Big Data provides a wealth of information that businesses, political governments, organisations, etc. can mine and analyse to exploit value in a variety of areas. However, there are still challenges in this area of Big Data Analytics research to capture, store, process, visualise, query, and manipulate dataset to develop meaningful information that is specific to an application's domains.

Being able to discover and understand the data is a goal of enterprises today. The rapid increase in the amount of unstructured data has highlighted the importance of unstructured data as a means of acquiring deeper and more accurate insights into businesses and customers in order to achieve a competitive advantage in the current competitive environment. According to the International Data Corporation (IDC), unstructured data accounts for 80% of total data in organizations and the amount of unstructured data is expected to increase by 60% per year in the next few years (Gantz and Reinsel. 2010). The emergence of social media has contributed to the increase of unstructured data. Social media has given everyone a place to express and share their opinions and thoughts on all kind of topics. Social media is relevant data sources for big data which includes shared content, picture, videos, etc. From Twitter's record¹, there are 500 million tweets sent per day and 288 million monthly active users. The vast amount of social data has spread to many different areas in everyday life e.g. e-commerce (Kaplan and Haenlein 2010), education (Tess 2013), health (Salathé et al. 2013), etc.

Social big data is being termed by joining the two domains i.e. social media and big data. Bello-Organ et al. (Bello-Organ, Jung, and Camacho 2016) define the concept of social big data as follows:

"Those processes and methods that are designed to provide sensitive and relevant knowledge from social media data sources to any user or company from social media data sources when data source

¹ <https://about.twitter.com/company>

can be characterised by their different formats and contents, their very large size, and the online or streamed generation of information.”

One of many challenges is to distinguish the credible information from that which is not. Due to the open environment and few restrictions associated with social media, rumours can spread quickly and false information can be broadcast rapidly. This could impact badly on businesses, political managements, public health, etc. if the false information is being published in amongst the trustworthy information. However, if it is accurate information, this could be greatly beneficial to individuals and organisations as a means of acquiring value from social media data. Hence, it is essential to distinguish the trustworthiness to determine the reputation of the sources and to define the legitimate users. A degree of trustworthiness for the data, the sources, and the users is important.

In order to gain insight from social data analytics, in this paper we focus on the semantic analysis of textual data. We propose an ontology-based approach to extract the semantics of textual data and define the domain of data. We aim to semantically analyse the social data at two levels: the domain level and entity level. Due to the typically short length, informality, and irregular structure of messages, we have chosen Twitter as a social channel challenge in our approach. Twitter² is a microblogging platform where users read and write short messages on various topics every day. We choose politics as the domain because this topic can generate a huge amount of data.

In this work, the domain knowledge is captured in ontologies and we use ontologies to enrich the semantics of tweets provided with specific semantic conceptual representation of entities appearing in tweets. For example, in the politics domain, ‘Labor’, that is extracted from tweets, would be represented under the concept ‘political party’ but would be a different concept in another domain such as the Work domain.

In this paper, we present work in progress with optimistic results. We experiment and evaluate our proposed approach with public datasets collected from Twitter and within the politics domain. We

² <https://twitter.com/>

evaluate open API tools for concept identification and compare our results with Alchemy which, it is claimed, performs best in terms of quantity and accuracy of the identified concepts. The findings conclude that by combining our approach with Alchemy results, the accuracy of concept identification is improved significantly.

Research questions include the following:

- How could Ontology, Linked data, and a Knowledge Base be utilised to identify, annotate, and enrich entities in tweets for semantic analysis in Twitter?
- What are the components of the system if applies in a particular domain i.e. Politics domain?
- How could the ontology based approach incorporated with AlchemyAPI enhance semantic information extraction?
- How can the findings of this project be used in practice and served as the foundation for future expansion?

The rest of the paper is organised as follows. Section 2 provides background information along with a review of literature relevant to ontology in social media, big social data, and business intelligence in the era of big social data. Section 3 presents the system architecture which addresses the first research question aiming to semantically analyse tweets. Section 4 describes system components which address the second research question by developing a system in Politics domain. Section 5 provides case studies in politics Twitter data in which it addresses the third research question by analysing Politics Twitter data in the case studies and evaluating its performance which is presented in Section 6. Section 7 discusses future research directions in which it addresses the last research question by providing information about next stage of the project. We conclude the paper and discuss future work in Section 8.

2. Literature Review

2.1 Semantics Analysis

In the latter part of the 20th century, researchers in the field of Artificial Intelligence have become active in computational modelling of ontologies that would deliver automated reasoning capabilities. Tom Gruber generated expansive interest across the computer science community by defining ontology as “an explicit specification of a conceptualisation” (Gruber 1993). The conceptualisation is the formulating of knowledge about entities. The specification is the representation of the conceptualisations in a concrete form (Stevens 2001). The specification will lead to commitment in semantic structure. In short, an ontology is the working model of entities. Notably there is development of new software tools to facilitate ontology engineering. Ontology engineering is an effort to formulate an exhaustive and rigorous conceptual schema within a given domain. Basically, ontology captures the domain knowledge through the defined concrete concepts (representing a set of entities), constraints, and the relationship between concepts, in order to provide a formal representation in machine understandable semantics. The purpose of ontology is to represent, share, and reuse existing domain knowledge.

The use of ontology in the social media has been applied widely to infer semantic data in a broad range of applications. (Carrasco et al. 2014) presented an ontology-based, multi-agent solution for the wild animal traffic problem in Brazil. (Iwanaga et al. 2011) and (Ghahremanlou, Sherchan, and Thom 2014) both applied ontology to build applications in crisis situations. The former designed ontology for earthquake evacuation to help people find evacuation centres in earthquakes crises based on data posted in Twitter. The latter showed a geo-tagger that aims to process unstructured content and infer locations with the help of existing ontologies. (Bontcheva and Rout 2012) conducted a survey that addressed research issues related to processing social media streams using semantic analysis. Some of the key questions which were the focus of this paper included: (i) How could Ontologies be utilized with Web of Data for semantically annotating social media contents? (ii) How could the annotation process discover hidden semantics in social media? (iii) How could trustworthiness of data be extracted from massive and noisy data? (iv) What are the techniques to model user identity in the digital world? (v) How could information retrieval techniques incorporate semantic analysis to retrieve

highly relevant information? (Maalej, Mtibaa, and Gargouri 2014) presented an approach that helps mobile users in their search in the social networks by building an ontology-based context-aware module for mobile social networks. Their approach includes: 1. knowledge extraction from SN (implicit, explicit, (none) contextual data using API; 2. data cleansing; 3. knowledge modeling (knowledge of user's details and contextual information); 4. comparing user profiles and the contextual information; and 5. presenting retrieved data in mobile format. (Narayan et al. 2010) proposed an approach intended to explore events from a twitter platform and enrich an ontology designed for that purpose.

Statistical techniques have been used as another means of topic modelling and discovery in twitter mining. The two dominant statistical techniques that have been used are LDA (Latent Dirichlet Allocation) (Blei, Ng, and Jordan 2003), and Latent Semantic Analysis (LSA). In LSA, an early topic modelling method has been extended to pLSA (Hofmann 1999), which generates the semantic relationships based on a word-document co-occurrence matrix. LDA is based on an unsupervised learning model in order to identify topics from the distribution of words. These approaches have been widely used in sentiment analysis (Saif, He, and Alani 2011) and several modelling applications (Chen, Yu, et al. 2016, Nichols 2014, Weng et al. 2010, Asharaf and Alessandro 2015, Quercia, Askham, and Crowcroft 2012). However the high-level topics classifications that use these bag-of-words statistical techniques are inadequate and inferior (Michelson and Macskassy 2010). The brevity and ambiguity of such short texts makes more difficult to process topic modelling using these statistical models (Li et al. 2016).

2.2 Social Business Intelligence

(Berlanga et al. 2014) suggested a new Semantic Data Infrastructure for the new generation of BI in order to handle the massive amount of unstructured data, and to integrate social media facts and their dimensions into the business intelligence environment. Their first proposed prototype was presented in (García-Moya et al. 2013), where the authors present a methodology and a prototype

for processing sentiment data (opinions data, customer review, etc.) and extracting features from such data in order to enhance the data warehouse with new social facts that help to create the new generation of BI. Another work done by (Louati, El Haddad, and Pinson 2014) addressed the importance of the VoC as a new dimension of BI analytics. Data warehouses and OLAP have been interestingly targeted by researchers to provide more advanced solutions by integrating ontology and semantic web technology. In this context, (Albanese 2013) presented a new computational intensive OLAP model to answer semantically queries. (Zhang et al. 2013) illustrated MUSING which allows the extraction of data from heterogeneous sources and uses ontology to annotate extracted information to enhance data quality and provide meaningful information to be employed for the BI goals. The abovementioned researches propose solutions in domains in general, not specific to any particular domain.

2.3 Big Data Analytics

Big Data (BD) technology for data storage and analysis provides advanced technical capabilities to the process of analysing massive and extensive data in order to achieve deep insights in an efficient and scalable manner. (Bello-Orgaz, Jung, and Camacho 2016) explored social big data methodologies, social data analytic methods and algorithms, and social based applications. (Chen, Chen, et al. 2016) conducted an extensive review on big data research focused specially on technological issues. (Manyika et al. 2011) listed some of the Big Data technologies such as Big Table, Cassandra (Open Source DBMS), Cloud Computing, Hadoop (Open Source framework for processing large sets of data), etc. Although mapReduce and its open source platform (Hadoop) show a robust paradigm to analysis data in the BD context, recent research has focused on dealing with the weaknesses of such a framework and providing alternative solutions such as that of (Jiang et al. 2014). (Cuesta, Martínez-Prieto, and Fernández 2013) proposed an architecture to address the Big Semantic Data requirements that take into consideration the in-motion nature (real-time) of the data. (Chen et al. 2014) discussed the various open issues and challenges of BD, and listed its key technologies.

The incorporation of BD technology to facilitate BI tools is considered to be a hot topic, especially regarding the contents of social media because of its significance to BI analytics. This has interestingly attracted researchers in industry and academia to leverage the BD techniques to benefit BI tools. (Shroff, Dey, and Agarwal 2013) showed three use-cases where social-contents affect BI dramatically: (i) Supply-Chain Disruptions, (ii) VoC, and (iii) Competitive Intelligence. The decision to incorporate BD technology (i.e. Hadoop/MapReduce) for this research is due to the fact that social media content is huge and needs an efficient and scalable technology to manage it, so that the data volume dimension is properly addressed.

Moreover, recent literature has considered Social Networks as a form of Big Data in terms of volume (billions of social links), velocity (massive amount of generated content), and variety (videos, posts , mobile tweets, etc) (Paik et al. 2013). (Lim, Chen, and Chen 2013), (Cuzzocrea, Bellatreche, and Song 2013), (Shroff, Dey, and Agarwal 2013) and (Chen, Chiang, and Storey 2012) listed the main directions for BI over BD. These include and are not limited to: incorporating BD technology (i.e. Map/Reduce, Hadoop) to benefit BI tools, developing methods to handle data in motion(real-time) for BI analysis, methodologies for designing OLAP tools innovatively to be capable to process BD, and building semantically BD cubes.

In addition, we argue that starting from the characteristics of BD and sorting out issues related to these dimensions will be the most efficient way to address BD as well as benefit BI with the expected outcomes of BD Analysis. (Saha and Srivastava 2014) presented a summary to address the data veracity issue related to Big Data. Poor data quality has a major negative impact on the data analysis process, and the output will lack credibility and trustworthiness. The paper addresses the data quality issues and provides tools and solutions for data in various forms (relational, structured and semi-structured); however, the unstructured data types were not addressed. Moreover, hybrid approaches could be used that utilize ontology for data quality and trust inference purposes. Optique (Calvanese et al. 2013), which is the next generation of Ontology Based Data Access (OBDA), addresses BD characteristics and data access problem in particular. Moreover, (Hoppe, Nicolle, and Roxin 2013)

proposed an ontology-based approach for user profiling in the BD context. (Reddy 2013) presented a future research project in the distributed semantic data management. The project is divided into two main parts: 1. Design of an actor-based approach paradigm for storing and execution RDF Data over distributed environment utilizing mapReduce Framework. 2. Proposal of a pay-as-you-go approach for providing Semantic OWL data as a service in the cloud infrastructure; this includes data cleansing and ontologies construction and alignment using the Hadoop/MapReduce platform. In summary, the review of the literature indicates that data analytics for unstructured data is still a challenging area in Big Data context.

Table 1 summarises the literature review showing (i) the level of semantics analysis, (ii) whether it makes use of ontology, and (iii) whether it applies in Online Social Networks (OSNs) against the proposed approach that intends to bridge the gap in the literature.

Table 1: A review of selected papers

Approach/ Model / Authors	Brief Description	Semantics Analysis		Use of Ontology	Applied in OSNs
		<u>Entity</u> <u>Level</u>	<u>Domain</u> <u>Level</u>		
WATES (Carrasco et al. 2014)	Ontology-based solution for wild animal traffic problem in Brazil.	Yes	No	Yes	Yes
Evacuation Ontology (Iwanaga et al. 2011)	An Ontology for earthquake- evacuation for a real-time solution that provides people searching evacuation centers.	Yes	No	Yes	Yes

OZCT (Ghahremanlou, Sherchan, and Thom 2014)	Identifying geographic events by referencing geolocation in tweets.	Yes	No	Yes	Yes
(Bontcheva and Rout 2012)	Addressing research issues related to processing social media streams using semantic analysis.	Yes	No	Yes	Yes
(Saif, He, and Alani 2011)	Sentiment analysis for twitter.	Yes	No	No	Yes
TweetLDA (Quercia, Askham, and Crowcroft 2012)	A new supervised topic model for assigning “topics” to a collection of documents.	No	Yes	No	Yes
Twitterrank (Weng et al. 2010)	Aim to find topic influential twitterers.	No	Yes	No	Yes
(Berlanga et al. 2014), (García- Moya et al. 2013), (Louati, El Haddad, and Pinson 2014)	New infrastructure for Social BI.	Yes	No	No	Yes

(Albanese 2013)	To access, retrieve and reuse semantic OLAP databases effectively and efficiently.	Yes	No	Yes	No
Epic (Jiang et al. 2014)	Capable, efficient and reliable system to handle data variety well.	No	No	No	Yes
SOLID (Cuesta, Martínez-Prieto, and Fernández 2013)	Answer Big Data requirements considering the data that is in-motion nature (real-time).	Yes	No	Yes	No
Optique (Calvanese et al. 2013)	Address Big Data characteristics and data access problem in particular.	Yes	No	Yes	No
(Hoppe, Nicolle, and Roxin 2013)	Explore an Ontology-based approach for user profiling.	No	Yes	Yes	No
(Reddy 2013)	Distributed semantic data management over cloud based infrastructure.	Yes	No	Yes	No
<i>The proposed approach</i>	<i>Ontology-based approach to extract semantics of textual data and define the domain of data.</i>	Yes	Yes	Yes	Yes

3. System Architecture

In this paper, we aim to semantically analyse tweets in order to enrich data with a specific semantic conceptual representation of entities. Essentially, the proposed system has five main processes shown in Figure 1 as follows:

1. Pre-processing data
2. Domain knowledge inference
3. Annotation and enrichment
4. Interlinking entities
5. Semantic Repository

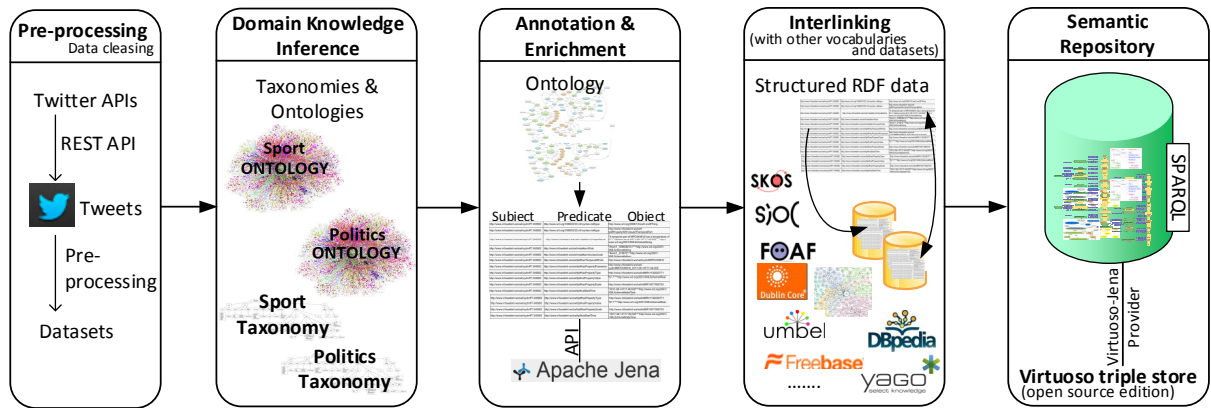


Figure 1: System architecture

3.1 Pre-processing data (data cleansing)

We use one of Twitter APIs named REST APIs to collect public archived tweets. The collected tweets are processed using standard data cleansing and pre-processing approaches to ensure data quality based on the following filtration criteria.

1. Remove twitter handles “@” in order to get only the twitterers’ usernames.
2. Remove the following in order to get only content: Twitter hashtags “#”, URLs and hyperlinks, Punctuations, and Emoji.

3. Correct and unify the encoding format as some tweets include some complex characters such as â, €™, œ, |, â€, etc. thus all tweets are decoded with UTF-8 standard format to transform such symbols to understandable data output.

There are other comprehensive metrics used in pre-processing twitter data particularly for sentiment analysis for example handling negation and duplicate removal for retweets which are important for sentiment classification (Arias, Arratia, and Xuriguera 2014). However we only consider Twitter textual data hence those metrics are not necessary. Those internet slang e.g. lol or acronyms and typos are collected and processed within text mining approach. The 'lol' slang is not relevant to the task we are trying to accomplish however some acronyms and typos can be relevant and may not be detected which we can alleviate this issue in future work.

3.2 Domain Knowledge Inference

In the domain knowledge inference process, the domain knowledge being captured in domain ontologies is identified and used in the enrichment of the semantics of the tweets. In each tweet that users post, the semantics and the domains of the tweets can be extracted; the extracted domain knowledge is then used to enrich the tweets.

The inference process consists of two stages i.e. start-up stage and learning stage. The start-up stage is a set-up stage that uses AlchemyAPI to identify domain ontologies. Figure 2 shows the domain knowledge inference process during the start-up stage.

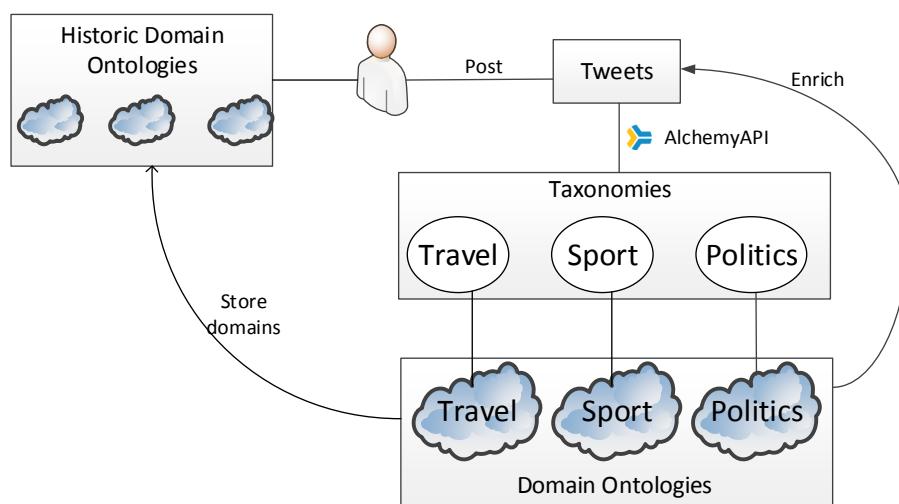


Figure 2: Domain knowledge inference process during the start-up

As shown in the figure, it starts when a user post tweets. Each textual tweet data is processed by AlchemyAPI to obtain its taxonomy. AlchemyAPI provides three domains as taxonomies. Each domain ontology is identified based on the taxonomy and is then used in the enrichment process. For example, AlchemyAPI identifies three (3) taxonomies for a tweet i.e. Travel, Sport, and Politics so three (3) domain ontologies of Travel, Sport, and Politics are assigned as domain knowledge. The three ontologies will be used in the enrichment process and are stored as historic domain ontologies for the particular user who posted the particular tweet.

Once users have a list of historic domains, it will move into next stage i.e. learning stage where machine learning is utilised. Machine learning ranks the historic domains and based on the ranking it provides ability to select the particular domain ontologies for the enrichment process. Domain ontologies are ranked in an orderly number of tweets posted most. Rule based learning method is applied here. For example if a user has been posted most tweets about sport, the sport domain ontology is firstly used for tweet enrichment. In a case of user being celebrity, domain(s) will be obvious and the particular domain ontologies can be applied in the enrichment process. Figure 3 shows the domain knowledge inference process during the learning stage.

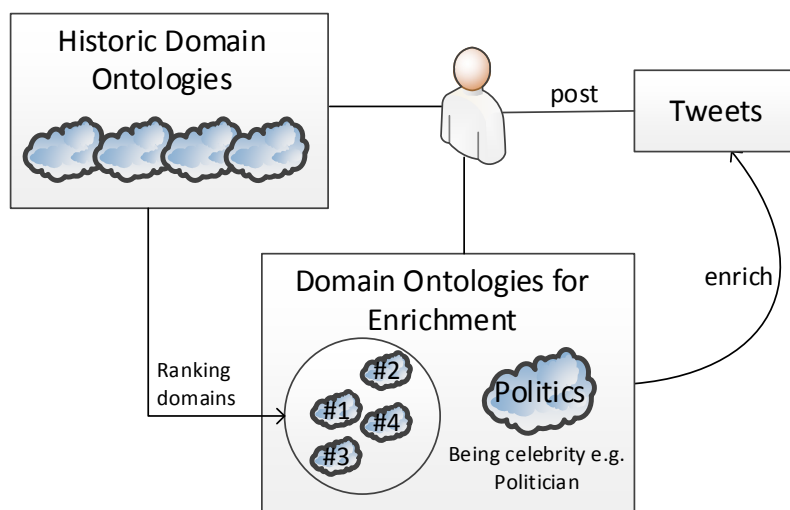


Figure 3: Domain knowledge inference process during learning stage

3.3 Annotation and Enrichment

For the annotation and enrichment process, the textual data of tweets is semantically annotated with the concepts in the domain ontologies; the annotation is then enriched with a description of the concepts referring to the domain ontologies and using controlled vocabularies e.g. Dublin Core (DC³), Simple Knowledge Organization System (SKOS⁴), Semantically-Interlinked Online Communities (SIOC⁵). This allows each entity in the textual data to be specified with its semantic concept. The particular concepts can be further expanded into other related concepts and other entities instantiated by the concepts. The consolidation of this semantic information provides a detailed view of the entity captured in domain ontologies. We manipulate the domain ontologies using Apache Jena API. Jena, which is a Java framework for building semantic web applications, provides functionalities of create, read, and modify triples (subject – predicate – object) in ontologies.

3.4 Interlinking

For the interlinking process, entities are interlinked with similar entities defined in other datasets to provide an extended view of the entities represented by the concepts. Our focus is on equivalence

³ dublincore.org/

⁴ <http://www.w3.org/2004/02/skos/>

⁵ <http://sioc-project.org/>

links specifying URIs (Universal Resource Identifiers) that refer to the same resource or entity. Ontology Web Language (OWL) provides support for equivalence links between ontology components and data. The resources and entities are linked through the 'owl#sameAs' relation; this implies that the subject URI and object URI resources are the same. Hence, the data can be explored in further detail. In the interlinking process, different vocabularies i.e. Upper Mapping and Binding Exchange Layer (UMBEL⁶), Freebase⁷ – a community-curated database of well-known people, places, and things, YAGO⁸ – a high quality knowledge base, Friend-of-a-Friend (FOAF⁹), Dublin Core (DC¹⁰), Simple Knowledge Organization System (SKOS¹¹), Semantically-Interlinked Online Communities (SIOC¹²), and DBPedia¹³ knowledge base, are used to link and enrich the semantic description of resources annotated.

3.5 Semantic Repository

A semantic repository represents a knowledge base which continues and updates the semantically rich annotated structured data. Ontology formalises the conceptualised knowledge in a particular domain and provides explicit semantics by splitting concepts, their attributes, and their relationships from the instances. In the repository, there are terminological data that define concepts (classes), attributes (data properties), relationships (object properties), and axioms (constraints) as well as data that enumerates the instances (individuals). This enables different services support such as concept-based search, entailment to retrieve implied knowledge, instance-related information retrieval, etc. By using the semantic repository, we can perform query expansion for entity disambiguation and to retrieve semantic description of entities.

⁶ <http://umbel.org/>

⁷ <http://www.freebase.com/>

⁸ <http://www.foaf-project.org/>

⁹ <http://www.foaf-project.org/>

¹⁰ dublincore.org/

¹¹ <http://www.w3.org/2004/02/skos/>

¹² <http://sioc-project.org/>

¹³ wiki.dbpedia.org/

In the repository, the structured data are stored as the RDF graph for persistence. Virtuoso (open source edition) triple store is used to store the RDF triples, ontologies, schemas, and expose it using SPARQL endpoint. SPARQL endpoint enables applications, users, software agents, and the like to access the knowledge base by posing SPARQL queries.

4. System Components

4.1 Politics Ontology

The BBC¹⁴ produces a plethora of rich and diverse content about things that matter to the BBC's audiences ranged from athletes, politicians, artists, etc. (2015a). The BBC uses domain Ontologies to describe the world and content the BBC creates and to manage and share data within the Linked Data platform. Linked Data provides an opportunity to connect the content together through various topics. Among the nine domain ontologies that the BBC has developed and uses, Politics Ontology is an ontology which describes a model for politics, specifically in terms of local government and elections (Carrasco et al. 2014). This was originally designed to cope with UK (England and Northern Ireland) Local, and European Elections in May 2014. The focus of the project is on Australian Politics hence we developed the domain-specific Politics Ontology for Australian Politics by extending the BBC Politics Ontology. We specified the ontology in Australian Politics having Australian politicians and Australian political parties. The concepts, instances, and relations are used in the annotation process. At this stage, concept Politician has 53 instances i.e. 53 Australian politicians and concept Political Party has 4 instances i.e. 4 main Australian political parties as shown in Appendix. The politics ontology is being incrementally extended over time. Figure 4 shows the BBC Politics Ontology; Figure 5 shows the extended version of the BBC Politics Ontology using OntoGraf for visualisation of the relationships in ontologies.

¹⁴ <http://www.bbc.com/>

Text mining techniques have been applied for name entity recognition, text classification, terminology extraction, and relationship extraction (Cohen and Hersh 2005). In order to convert unstructured textual data from large scale collections to a semi-structured or structured data filtering based on the need, natural language processing algorithms are used (Bello-Orgaz, Jung, and Camacho 2016). However this can be difficult because the same word can mean different things depending on context. Ontologies can help to automate human understanding of the concepts and the relationships between concepts. Ontologies allow for achieving a certain level of filtering accuracy. Hence in this paper we use text mining tool together with domain specific ontologies for better accuracy of concept identification.

There are several text mining tools as open APIs that can extract entities and map the entities with concepts for online textual data. (Rizzo and Troncy 2011) evaluate five popular entity extraction tools on a dataset of news articles i.e. AlchemyAPI, Zemanta, OpenCalais, DBPedia Spotlight, and Extractiv. (Saif, He, and Alani 2012) chose to evaluate the first three of the five entity extraction tools on tweets. The results from their experiments in both researches are in the same line which showed that AlchemyAPI performed best for entity extraction and semantic concept mapping. In addition, in March 2015 IBM has acquired Alchemy for IBM's development of next generation cognitive computing applications (2015b). Hence, we use and evaluate the use of Alchemy, the best tool of all, in our project. Evaluation of other tools can be done in future work.

4.3 Politic twitter data

We used REST API to collect public archived tweets. For the work and experiments, we run the collected tweet data through AlchemyAPI and select tweets for our dataset based on the set thresholds as follows which are defined by AlchemyAPI:

1. Having confidence score above 0.4 AND
2. Not having confidence response data status as no (not confidence).

AlchemyAPI provides a confidence score for the detected category ranged from 0.0 to 1.0 where higher is better (Turian 2013). The confidence score and response data conveys the likelihood of the identified category being correct.

Table 2 shows dataset sources, the number of collected tweets and number of selected tweets, and period of collection. The number of collected tweets are those tweets we collected during a period of time however we only select number of tweets for experiments based on thresholds above mentioned. In order to get politics data, politicians are the main source and we consider journalists tweets as an addition source. The two datasets contain politics data; the difference is that one from politicians' view and the other from journalists' view. Both datasets are chosen for experiments of this research.

Table 2: Details of two datasets

	Sources	No. of collected tweets	No. of selected tweets	Period of collection
Politics dataset	Twitter accounts of two Australian politicians.	4,122 (1,954 and 2,168)	3,653	25 th Jan 2011 - 26 th March 2015
Politics Influence dataset	Twitter accounts of two Australian journalists.	3,479 (3,207 and 272)	210	5 th Oct 2010 - 20 th May 2015

5. Case Studies of Politics Twitter Data

AlchemyAPI is able to identify people, companies, organizations, cities, geographic features, and other types of entities from the textual data content in the general classification. It supports Linked Data and employs natural language processing technology to analyse the data and extract the semantic

richness embedded within (Turian 2013). It is a comprehensive tool however it can only categorize the most general classification due to the lack of domain specific knowledge. For specific domain, AlchemyAPI will need ontologies to categorise content based on ontology concepts, instances, and relationships. Hence, the ontology based approach proposed in this paper will be of benefit in terms of extending the existing AlchemyAPI.

An example of output from AlchemyAPI for entity extraction, concepts mapping, and taxonomy classification of a tweet is shown in Figure 6.

Tweet: "Launched Jennifer Kanis for Melbourne Campaign today. Outcomes instead of ineffective self indulgent commentary. Vote Labor in Melbourne."

AlchemyAPI entity extraction and concept mapping results:

ENTITY: Jennifer Kanis; TYPE of ENTITY: Person

ENTITY: Melbourne Campaign; TYPE of ENTITY: Organization

ENTITY: Melbourne; TYPE of ENTITY: City

AlchemyAPI taxonomy results:

/travel/tourist destinations/australia and new zealand

/society/work/unions

Figure 6: Output from AlchemyAPI for entity extraction, concepts mapping, and taxonomy classification of a tweet

As can be seen, Alchemy fails to capture the keywords 'vote' and 'labor' as entities due to no specific domain knowledge. As result, the taxonomy classifications of travel and society are inadequate. However, if politics ontology is applied as specific domain knowledge, the keywords 'Vote' and 'Labor' are annotated with its type respectively as relation 'voteFor' and concept 'Political Party'. By annotating two more entities of Labor and Vote and specifying particular entity Jennifer Kanis as

Politician as shown in Figure 7, the politics domain is counted as domain of this tweet in addition to the travel and society domains. The more data that are annotated, the more entities are extracted in which the domain of tweet is clearer.

Jennifer Kanis - CONCEPT: Politician

Labor - CONCEPT: Political Party

Vote – Relation: voteFor

Figure 7: Politics Ontology Annotation

In addition, based on the concepts being referred to, the entities can be inferred to the knowledge captured in the Politics ontology. Figure 8 shows entities 'Jennifer Kanis', 'Labor', and 'Vote' being respectively inferred to concepts 'Politician' and 'Political Party' and relation 'voteFor'. Figure 8 also shows concepts being related to other concepts forming the domain of knowledge. The knowledge being captured in the politics ontology describes the semantics of concepts. Table 3 shows the modelling notations that appear in Figure 8.

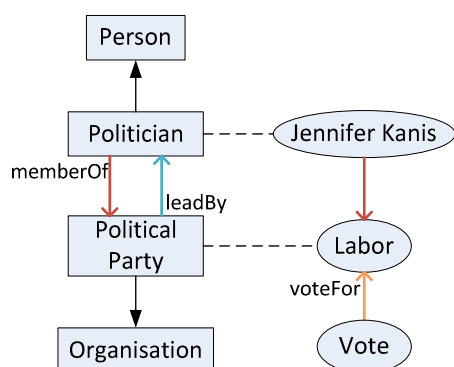







Figure 8: Knowledge captured in politics ontology

Table 3: Ontology modelling notations

Notations	Semantics
	Concept / Ontology class

	Instance / Individual
	Association semantical relationship (different colours represent different relationships)
	Generalisation / Taxonomical / Hierarchical relationship
	Instance / Individual relationship

Hence, by integrating the results of the AlchemyAPI and the politics ontology annotation, we can infer the following information from the particular tweet:

1. Jennifer Kanis is a Politician; Politician is a Person.
2. Labor is a Political Party; Political Party is an Organisation.
3. Jennifer Kanis is a member of Labor.
4. Vote for Labor.
5. Melbourne is a city.

Figure 9 indicates the query and subsequent result to retrieve all information of Labour party. As can be seen, it shows entity 'Labour' enriched with its type of political party, website, and official name.

The entity can also interlink with controlled vocabularies. Here, the entity 'Labour' is interlinked with vocabularies from dbpedia, freebase, yago, and semanticweb.

Query

```
PREFIX Politics: <http://www.semanticweb.org/ontologies/Politics.owl#>
SELECT *
WHERE { Politics: labour ?b ?c}
```

Result

b	c
http://www.w3.org/1999/02/22-rdf-syntax-ns#type	http://www.semanticweb.org/owl/owlapi/turtle#PoliticalParty
http://www.w3.org/2002/07/owl#sameAs	http://dbpedia.org/resource/Australian_Labor_Party
http://www.w3.org/2002/07/owl#sameAs	http://rdf.freebase.com/ns/m.0q96
http://www.w3.org/2002/07/owl#sameAs	http://yago-knowledge.org/resource/Australian_Labor_Party
http://www.w3.org/2002/07/owl#sameAs	http://www.semanticweb.org/owl/owlapi/turtle#Labor
http://www.semanticweb.org/owl/owlapi/turtle#ResolvedName	"Australian Labor Party"
http://www.semanticweb.org/owl/owlapi/turtle#Website	"http://www.alp.org.au"
http://www.semanticweb.org/owl/owlapi/turtle#value	"labour"

Figure 9: Enrichment and interlinking of Labour party

Figure 10 provides the query that retrieves all information of Politician Daniel Andrews. As can be seen, it shows the enrichment and interlinking of the entity with its name, its type of Politician, and its subclass of Person. The entity is also interlinked with vocabularies from dbpedia, freebase, yago, and semanticweb.

Query

```
PREFIX Politics: <http://www.semanticweb.org/ontologies/Politics.owl#>
SELECT *
WHERE { Politics: DanielAndrews ?p ?o}
```

Result

p	o
http://www.w3.org/1999/02/22-rdf-syntax-ns#type	http://www.semanticweb.org/owl/owlapi/turtle#Politician
http://www.w3.org/2000/01/rdf-schema#subClassOf	http://www.semanticweb.org/owl/owlapi/turtle#Person
http://www.w3.org/2002/07/owl#sameAs	http://dbpedia.org/resource/Daniel_Andrews
http://www.w3.org/2002/07/owl#sameAs	http://rdf.freebase.com/ns/m.0bwttx
http://www.w3.org/2002/07/owl#sameAs	http://yago-knowledge.org/resource/Daniel_Andrews
http://www.w3.org/2002/07/owl#sameAs	http://www.semanticweb.org/owl/owlapi/turtle#DanielAndrews
http://www.semanticweb.org/owl/owlapi/turtle#ResolvedName	"Daniel Andrews"
http://www.semanticweb.org/owl/owlapi/turtle#value	"danielandrewsmp"

Figure 10: Enrichment and interlinking of Politician Daniel Andrews

Another example shows in Figure 11.

Tweet: "Thoughts and prayers with Karen Overington's family today. Karen was true Labor, a true friend and will be truly missed by all of us."

AlchemyAPI entity extraction and concept mapping results:

<p>ENTITY: Karen Overington; TYPE of ENTITY: Politician</p> <p>AlchemyAPI taxonomy results:</p> <p>/society/work/unions</p> <p>/family and parenting</p>

Figure 11: Output from AlchemyAPI for entity extraction, concepts mapping, and taxonomy classification of a tweet

In the tweet shown in Figure 11 above, AlchemyAPI captures only the entity 'Karen' Overington as politician. The entity and keywords of 'true friends', 'prayers', 'thoughts', 'family', and 'labor' are used to classify the tweet under the taxonomy of society and family and parenting which is inadequate. Hence, if politics ontology is applied, the keyword 'labor' is annotated as an entity under the concept of political party. This results in classifying Politics domain as an additional domain of tweet.

We have experimented with the politics dataset. AlchemyAPI classifies the politics dataset into various domains as shown in Figure 12. For two different users, it shows that most tweets are in the travel domain though it is supposed to be in politics domain due to the politics dataset. In comparison to results from AlchemyAPI associated with politics ontology as shown in Figure 13, it classifies the same dataset into the proper domain i.e. the politics domain. This shows significant improvement when associated with specific domain knowledge of politics being captured in politics ontology.

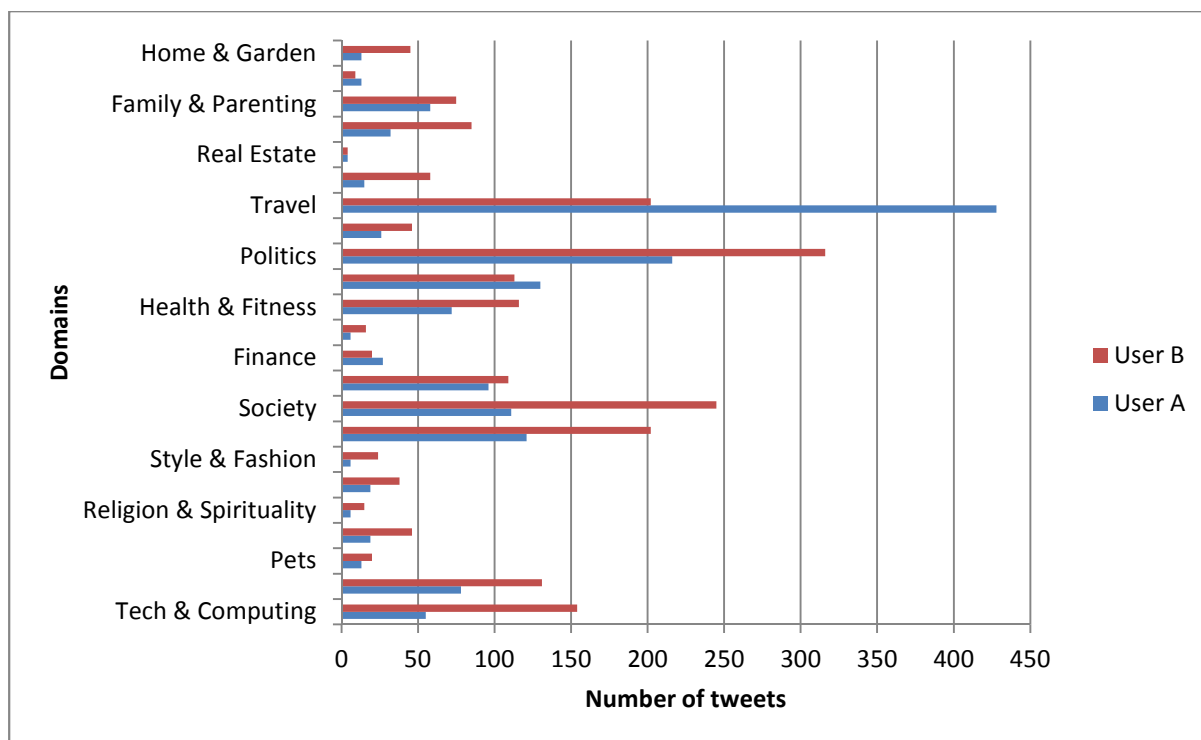


Figure 12: Results from Alchemy showing a number of tweets in various domains from the politics dataset

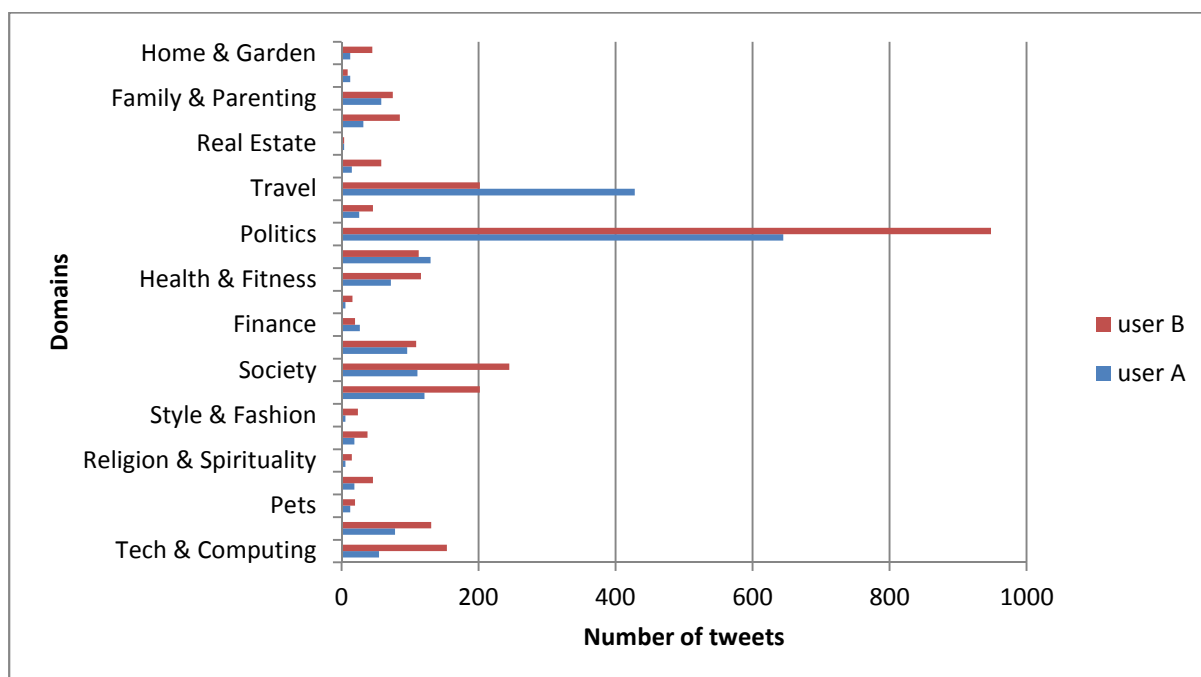


Figure 13: Results from Alchemy associated with politics ontology showing a number of tweets in various domains from the politics dataset

Once the domain can be correctly defined from user's tweets using the proposed ontology based approach, users' influence in particular domains can be discovered and domain-based trustworthiness can also be evaluated. Domain-based trustworthiness evaluation is discussed in section 7 which covers source reputation and user's trustworthiness. In next section, we evaluate our approach for domain classification and entity annotation.

6. Evaluation

In this section, we evaluate the semantic information extraction at the domain level and the entity level. We compare the performance of AlchemyAPI alone with the performance of AlchemyAPI when it is associated with our ontology-based approach.

6.1 Datasets

For evaluation purpose, we chosen 473 tweets from the selected politics dataset and chosen 209 tweets from the selected politics-influenced dataset. We divide datasets for evaluation into 4 categories:

1. Category #1: Tweets that are classified by AlchemyAPI as politics domain and the politics ontology annotate them
2. Category #2: Tweets that are classified by AlchemyAPI as NON politics domain however the politics ontology annotate them
3. Category #3: Tweets that are classified by AlchemyAPI as politics domain but the politics ontology does NOT annotate them
4. Category #4: Tweets that are classified by AlchemyAPI as NON politics domain and the politics ontology does NOT annotate them

6.2 Evaluators

Three evaluators are used to evaluate the concept extraction and domain identification outputs generated by AlchemyAPI alone compared with AlchemyAPI associated with our ontology-based

approach. One of the evaluators is considered as a domain expert in politics i.e. this person is currently involved in politics and has worked in the area for more than five years. The other two evaluators are academics and considered as non-domain experts who have a general interest in the politics domain.

6.3 Results and Discussion

The assessment of the outputs is based on

1. the correctness of the extracted politics entities;
2. the correctness of inferring the extracted politics entities with its concept; and
3. the correctness of politics domain classified in tweets.

6.3.1 Politics dataset

This section discusses the evaluation results from the politics dataset. Table 4 shows the number of *correct* extracted politics entities. The results show that for tweets that are classified by AlchemyAPI as politics tweets, the politics ontology can annotate 98 more politics entities from just 41 entities from AlchemyAPI . The number of politics entities increases to 139 entities when combining the AlchemyAPI result with the politics ontology result; that is, the number of entities is almost tripled. For the non-politics tweets classified by AlchemyAPI, the politics ontology can annotate 161 more politics entities from just 62 entities from AlchemyAPI. The number of politics entities increases to 223 entities when combining the AlchemyAPI result with the politics ontology result, i.e. almost 4 times more entities.

Table 4: Number of *correct* extracted politics entities

Categories of dataset	AlchemyAPI	Politics Ontology	AlchemyAPI and Politics Ontology
Alchemy Politics tweet being annotated by Politics ontology	41	98	139

Alchemy NON-Politics tweet being annotated by Politics ontology	62	161	223
Alchemy Politics tweet NOT being annotated by Politics ontology	0	0	0
Alchemy NON-Politics tweet NOT being annotated by Politics ontology	0	0	0
Total	103	259	362
Percentage of <i>correct</i> extracted entities (sample size of 473)	22%	55%	77%

Table 5 shows the number of *incorrect* extracted politics entities in the 4 categories as explained in Section 6.1 for datasets. The results show some flaws in AlchemyAPI which can be overcome by incorporating it with specific domain knowledge captured in politics ontology.

Table 5: Number of *incorrect* extracted politics entities

Categories of dataset	AlchemyAPI
category #1: Alchemy Politics tweet being annotated by Politics ontology	35
category #2: Alchemy NON-Politics tweet being annotated by Politics ontology	35
category #3: Alchemy Politics tweet NOT being annotated by Politics ontology	8
category #4: Alchemy NON-Politics tweet NOT being annotated by Politics ontology	8
Total	86

In total, AlchemyAPI alone extracts 103 politics entities, failing to extract 259 politics entities which the politics ontology annotates as entities. Hence, by incorporating the politics ontology with AlchemyAPI, more politics entities are extracted, totalling 362 entities rather than just 103 entities.

The pie chart shows all distinct 681 entities resulting from AlchemyAPI as seen in Figure 14. Number of TRUE refers to the number of politics entities that are correctly annotated with its metadata. Number of FALSE refers to the number of politics entities that are incorrectly annotated. Number of NULL refers to the number of non-politics entities.

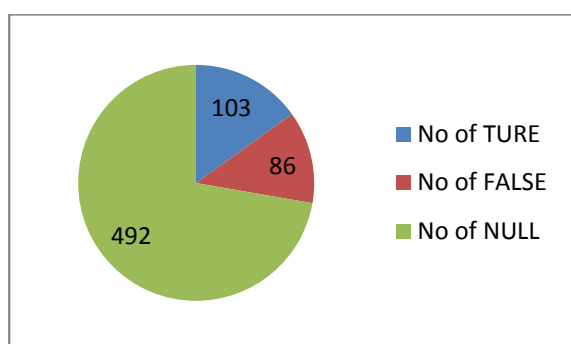


Figure 14: All distinct entities resulting from AlchemyAPI

The results show that AlchemyAPI identifies more entities in other domains outside the politics domain in the politics dataset.

6.3.2 Politics-influenced dataset

This section discusses evaluation results from politics influence dataset. Table 6 shows that AlchemyAPI alone correctly extracts 44 politics entities, incorrectly extracts 15 politics entities, and fails to extract 59 politics entities which the politics ontology annotates as entities. By incorporating the politics ontology with AlchemyAPI, more politics entities are extracted, totalling 103 entities which is over twice the number of entities extracted by AlchemyAPI alone.

Table 6: Politics entity extraction in AlchemyAPI from politics-influenced dataset

	Correct extracted politics entities	Incorrect extracted politics entities	Missing politics entities	Total number of retrieved entities	Total number of politics entities
AlchemyAPI	44	15	59	59	103

6.3.3 Precision, recall, and F-measure

In this section, we show precision, recall, and F-measure from AlchemyAPI results for both datasets. Precision is the fraction of retrieved entities that are politics-related as shown in equation (1) while recall is the fraction of politics entities that are retrieved as shown in equation (2). Another metric known as the F-measure, which is the weighted harmonic mean of precision and recall, is used as shown in equation (3).

$$\text{Precision} = \text{Number of Politics Entities Retrieved} / \text{Total Number of Retrieved Entities} \quad (1)$$

$$\text{Recall} = \text{Number of Politics Entities Retrieved} / \text{Total Number of Politics Entities} \quad (2)$$

$$\text{F-measure} = 2 \times \frac{\text{precision} \times \text{recall}}{\text{precision} + \text{recall}} \quad (3)$$

Figure 15 shows a comparison of politics data and politics-influenced data on precision, recall, and F-measure. From the figure, it can be observed that AlchemyAPI performs better in data from various domains (politics influence dataset) rather than domain-specific data (politics dataset).

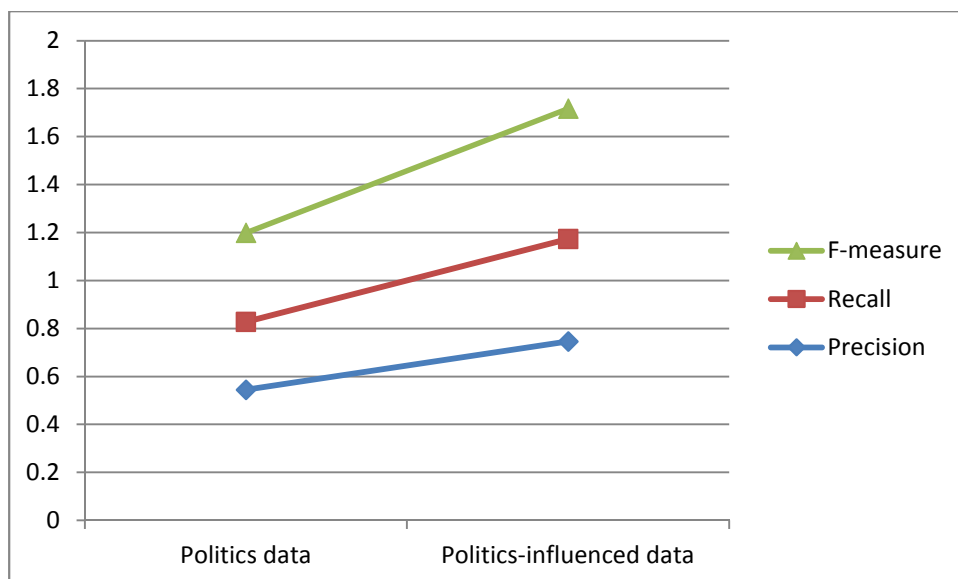


Figure 15: Comparison of politics data and politics influence data on precision, recall, and F-measure

In terms of precision, it shows that AlchemyAPI can retrieve more entities that are politics-related in a politics-influenced dataset than in a politics dataset. This is because fewer incorrect politics entities are retrieved from a politics-influenced dataset.

In terms of recall, it shows that AlchemyAPI can retrieve more politics entities in a politics-influenced dataset than in a politics dataset. This is because AlchemyAPI should have identified more politics entities in the politics dataset, but failed to do so.

6.3.4 Politics domain classification

In this section, we show the correctness of the politics domain classified in tweets. The evaluators validate each tweet in the datasets and determine whether it is a politics-related post. Table 7 shows the percentage of tweets being classified as politics-related.

Table 7: Percentage of tweets being classified as politics-related

Categories of dataset	Politics dataset	Politics-influenced dataset

Alchemy Politics tweet being annotated by Politics ontology	99%	98%
Alchemy NON-Politics tweet being annotated by Politics ontology	98%	97%
Alchemy Politics tweet NOT being annotated by Politics ontology	27%	47%
Alchemy NON-Politics tweet NOT being annotated by Politics ontology	12%	32%

It can be observed from the results that almost all tweets that the politics ontology annotates are politics tweets. The politics ontology annotates less than 50% of the politics tweets, but more of the politics-influenced dataset than the politics dataset. This indicates that domain-specific ontology performs better in a domain-specific dataset.

7 Future Research Directions in Domain-based Trustworthiness

As mentioned, this is a report on work in progress as it is ongoing endeavour. In the next stage of the project, we intend to apply the ontology-based approach in social business intelligence to ascertain the credible information, to determine the reputation of the sources, and to define the legitimate contributors with a degree of trustworthy information, the sources, and the users.

7.1 Social Business Intelligence

In a competitive environment, one of the main challenges over the past few years for organisation is to understand data and discover hidden values embedded within in order to deliver timely, accurate, and advanced information and knowledge for decision making. The data exists in different types, ranging from structured data in relational databases to unstructured data in file systems and to semi-structured data neither in raw nor strictly typed as in conventional database systems. Structured data is usually produced by the day-to-day operational activities of a business. However, most of the businesses also produce unstructured or semi-structured data that need to be discovered i.e. those data produced by communication between business and customer such as customer feedback,

contracts, complain emails or transcript telephone conversations which are in semi-structured or unstructured formats. Moreover, the widespread increase of several social media such as Facebook, Twitter, Instagram, Flickr and YouTube has provided opportunities to businesses to study on customer views and market data at very large scales and for very large populations (De Choudhury et al. 2010). As a result, analysts today are able to conduct in-depth analysis of external business data such as customer blog postings (Gruhl et al. 2004), Internet chain-letter data (Liben-Nowell and Kleiberg 2008), social tagging (Anagnostopoulos, Kumar, and Mahdian 2008), Facebook news feed (Sun et al. 2009) and many other data sources. Social business intelligence aims to cover these data formats and collect these data from different data sources such as operational databases, web logs, social media and other useful sources.

7.2 Reputation of the sources

Data sources have increased from transactional data sources and limited external data sources to many other data sources such as data coming from global environment in the form of news, economic factors, etc. and from Voice of the Market and Voice of the Customer in the form of social networks, web blogs, etc. All external data sources do not have the same reputation. For example, data coming from news agencies or highly trusted web blogs are more valuable than data coming from poorly trusted web blogs or comments posted in social networks. All comments posted in social networks do not have the same impact. For example, data emerging from the comments of users who have a high number of followers have more impact than comments from new users or users with a small number of followers. Knowledge that is generated by using highly trusted data sources and/or which has a high impact factor, raises confidence levels when decision-making. Searching the deep web and assessing the trustworthiness of web files has been identified as the next big challenge for information management (Wright 2008). The source selection depends on “the trustworthiness of the data in the source and trustworthiness is a measure of correctness of the answer. For example, for the query ‘The Godfather’, many databases in Google return copies of the book with unrealistically low prices to attract the user attention. When the user proceeds towards the checkout, these low priced items

would turn out to be either out of stock or a different item with the same title and cover” (Balakrishnan and Kambhampati 2011). There are several techniques for measuring the trustworthiness of an external data source. One such method is the CCCI (Correlation, Commitment, Clarity, and Influence) method. CCCI determines the correlation between the originally committed services and the services actually delivered by a Trusted Agent in a business interaction over the service-oriented networks in order to determine the trustworthiness of the Trusted Agent (Chang, Hussain, and Dillon 2005). This method uses a scale as a measurement system to determine the level of trust. The scale system can have either numeric measures or non-numeric measures. The trustworthiness measure determines the amount of trust that the Trusting Agent has in the Trusted Agent. One of the most popular scale systems in this method is a 7-level trustworthiness scale system. This trustworthiness measure helps to rate trust by numerically quantifying the trust values and qualifying the trust levels numerically. This method is used by different websites such as eBay, YouTube and most customer-to-customer buying and selling websites to measure the trust level of buyers and sellers, and helps other members to decide whether or not to enter into a transaction with trusted or trusting agents. Several other techniques such as the use of neural networks can also be applied to measure the level of trust between trusted and trusting agents.

7.3 Domain-based user’s trustworthiness and credibility of information

It is essential to evaluate users’ credibility and extract trustworthy information (Abu-Salih, Wongthongtham, Zhu, et al. 2015, Abu Salih et al. 2015). In any domain of interest, the concrete knowledge captured in ontology is used for comparison to find a degree of truthfulness in considered spatial and temporal attributes. Most of the existing trustworthiness evaluation approaches of users and their posts in social networks are generic-based approaches. There is a lack of domain-based trustworthiness evaluation mechanisms. Discovering users’ influence in a specific domain has been motivated by its significance in a broad range of applications such as personalized recommendation systems and expertise retrieval. A novel discriminating measurement for users in a set of knowledge domains will be targeted. Domains are extracted from the user’s textual data posted using the

ontology-based approach presented in this paper. In order to ascertain the level of trustworthiness, a metric incorporating a number of attributes extracted from textual data analysis and user analysis will be consolidated and formulated.

It is important to distinguish users in a set of domains. The idea of discrimination was proposed in Information Retrieval (IR) by applying the $tf.idf$ formula (Robertson and Jones 1976). “The intuition was that a query term which occurs in many documents is not a good discriminator”(Robertson 2004). This implies that a term which occurs in many documents decreases its weight in general as this term does not show the particular document of interest to the user (Ramos 2003). This heuristic aspect can be incorporated into a model to evaluate the trustworthiness of users. Consequently, we can argue that a user who posts in all domains has a low trustworthiness value in general. This argument is justified based on the following facts: (i) No one person is an expert in all domains (Gentner and Stevens 1983); (ii) A user who posts in all domains does not declare to other users which domain(s) s/he is interested in. A user shows to other users which domain s/he is interested in by posting a wide range of contents in that particular domain; (iii) There is the possibility that this user is a spammer due to the behaviour of spammers posting tweets about multiple topics (Wang 2010). This could end up by tweets being posted in all domains which do not reflect a legitimate user’s behaviour.

Moreover, a metric incorporating a number of attributes to measure users’ behaviours in social networks will be investigated. The key attributes will be obtained from context data analysis and user analysis. A fine-grained trustworthiness analysis of users and their domains of interest can be provided.

8 Conclusion and Future Work

The ontology-based approach has been presented as a means of extracting the semantics of textual data. We proposed to capture domain knowledge in ontologies which are then used to enrich the semantics of data with specific semantics conceptual representation of entities. Five steps in the process were presented: pre-processing, domain knowledge inference, annotation and enrichment,

interlinking, and semantic repository. We conducted experiments using the approach in the politics domain using public data collected from Twitter. The work has produced optimistic results. However, there are several limitations that need to be addressed and possible enhancements to be elucidated and marked as future work. It includes but is not limited to:

- Comprehensive ontologies being continuously updated by applying machine learning technologies i.e. driving data to obtain the domain knowledge (in reverse from the proposed approach),
- Analysing other social media such as Facebook, LinkedIn and Weblogs, to name a few, and
- Incorporating the implementation and evaluation of the integration of domain-based trustworthiness in social business intelligence.

References

- 2015a. "BBC Ontologies." Accessed 19 May. <http://www.bbc.co.uk/ontologies>.
- 2015b. "IBM Acquires AlchemyAPI, Enhancing Watson's Deep Learning Capabilities." Accessed 18 May.
- Abu-Salih, Bilal, Pornpit Wongthongtham, Seyed-Mehdi-Reza Beheshti, and Behrang Zajabbari. 2015. Towards A Methodology for Social Business Intelligence in the era of Big Social Data incorporating Trust and Semantic Analysis. In *Second International Conference on Advanced Data and Information Engineering (DaEng-2015)*. Bali, Indonesia: Springer.
- Abu-Salih, Bilal, Pornpit Wongthongtham, Dengya Zhu, and Shihadeh Alqrainy. 2015. "An Approach For Time-Aware Domain-Based Analysis of Users' Trustworthiness In Big Social Data." *International Journal of Big Data (IJBD)* 2 (1):16.
- Abu Salih, Bilal, Pornpit Wongthongtham, Seyed-Mehdi-Reza Beheshti, and Dengya Zhu. 2015. "A Preliminary Approach to Domain-Based Evaluation of Users' Trustworthiness in Online Social Networks." Big Data (BigData Congress), 2015 IEEE International Congress on.
- Albanese, Massimiliano. 2013. "Measuring Trust in Big Data." In *Algorithms and Architectures for Parallel Processing*, edited by Rocco Aversa, Joanna Kołodziej, Jun Zhang, Flora Amato and Giancarlo Fortino, 241-248. Springer International Publishing.
- Anagnostopoulos, A., R. Kumar, and M. Mahdian. 2008. "Influence and correlation in social networks." KDD 2008.
- Arias, Marta, Argimiro Arratia, and Ramon Xuriguera. 2014. "Forecasting with twitter data." *ACM Trans. Intell. Syst. Technol.* 5 (1):1-24.
- Asharaf, S, and Zonin Alessandro. 2015. "Generating and visualizing topic hierarchies from microblogs: An iterative latent dirichlet allocation approach." Advances in Computing, Communications and Informatics (ICACCI), 2015 International Conference on.
- Balakrishnan, R., and S. Kambhampati. 2011. "SourceRank: Relevance and Trust Assessment for Deep Web Sources Based on Inter-Source Agreement." the International World Wide Web Conference Committee (IW3C2), Hyderabad, India.

- Bello-Orgaz, Gema, Jason J. Jung, and David Camacho. 2016. "Social big data: Recent achievements and new challenges." *Information Fusion* 28:45-59. doi: <http://dx.doi.org/10.1016/j.inffus.2015.08.005>.
- Berlanga, Rafael, María José Aramburu, Dolores M. Llidó, and Lisette García-Moya. 2014. "Towards a Semantic Data Infrastructure for Social Business Intelligence." *New Trends in Databases and Information Systems*:319-327.
- Blei, David M, Andrew Y Ng, and Michael I Jordan. 2003. "Latent dirichlet allocation." *Journal of machine Learning research* 3 (Jan):993-1022.
- Bontcheva, Kalina, and Dominic Rout. 2012. "Making sense of social media streams through semantics: a survey." *Semantic Web*.
- Calvanese, Diego, Martin Giese, Peter Haase, Ian Horrocks, Thomas Hubauer, Y Ioannidis, Ernesto Jiménez-Ruiz, Evgeny Kharlamov, Herald Killapi, and J Klüwer. 2013. "Optique: OBDA Solution for Big Data." In *The Semantic Web: ESWC 2013 Satellite Events*, 293-295. Springer.
- Carrasco, Rafael da Silva, Alcione de Paiva Oliveira, Jugurta Lisboa Filho, and Alexandra Moreira. 2014. "Ontology supported system for searching evidence of wild animals trafficking in social network posts." *Revista Brasileira de Computação Aplicada* 6 (1):16-31.
- Chang, E., F.K. Hussain, and T.S. Dillon. 2005. "CCCI Metrics for the Measurement of Quality of e-Service." the 2005 IEEE/WIC/ACM International Conference on Intelligent Agent Technology (IAT'05), France.
- Chen, Hsinchun, Roger HL Chiang, and Veda C Storey. 2012. "Business Intelligence and Analytics: From Big Data to Big Impact." *MIS Quarterly* 36 (4).
- Chen, Min, Shiwen Mao, Yin Zhang, and VictorC M. Leung. 2014. "Open Issues and Outlook." In *Big Data*, 81-89. Springer International Publishing.
- Chen, Ye, Bei Yu, Xuwei Zhang, and Yihan Yu. 2016. "Topic modeling for evaluating students' reflective writing: a case study of pre-service teachers' journals." *Proceedings of the Sixth International Conference on Learning Analytics & Knowledge*.
- Chen, Yong, Hong Chen, Anjee Gorkhali, Yang Lu, Yiqian Ma, and Ling Li. 2016. "Big data analytics and big data science: a survey." *Journal of Management Analytics* 3 (1):1-42. doi: 10.1080/23270012.2016.1141332.
- Cohen, A.M., and W.R. Hersh. 2005. "A survey of current work in biomedical text mining." *Brief. Bioinform.* 6 (1):57-71.
- Cuesta, CarlosE, MiguelA Martínez-Prieto, and JavierD Fernández. 2013. "Towards an Architecture for Managing Big Semantic Data in Real-Time." In *Software Architecture*, edited by Khalil Drira, 45-53. Springer Berlin Heidelberg.
- Cuzzocrea, Alfredo, Ladjel Bellatreche, and Il-Yeol Song. 2013. "Data warehousing and OLAP over big data: current challenges and future research directions." *Proceedings of the sixteenth international workshop on Data warehousing and OLAP*, San Francisco, California, USA.
- De Choudhury, M., Y. Lin, H. Sundaram, K. Candan, L. Xie, and A. Kelliher. 2010. "How Does the Data Sampling Strategy Impact the Discovery of Information Diffusion in Social Media?" *The Fourth International AAAI Conference on Weblogs and Social Media*, Washington DC, USA, 23-26, May.
- Gantz, John, and David Reinsel. 2010. *The Digital Universe Decade – Are You Ready?*
- García-Moya, Lisette, Shahad Kudama, MaríaJosé Aramburu, and Rafael Berlanga. 2013. "Storing and analysing voice of the market data in the corporate data warehouse." *Information Systems Frontiers* 15 (3):331-349. doi: 10.1007/s10796-012-9400-y.
- Gentner, Dedre, and Albert L Stevens. 1983. *Mental models*. Hillsdale, N.J: L. Erlbaum Associates.
- Ghahremanlou, Lida, Wanita Sherchan, and James A Thom. 2014. "Geotagging Twitter Messages in Crisis Management." *The Computer Journal*:bxu034.
- Gruber, T. R. 1993. "A translation approach to portable ontology specification." *Knowledge Acquisition*.

- Gruhl, D., R. Guha, D. Liben-Nowell, and A. Tomkins. 2004. "Information diffusion through blogspace." the 13th International World Wide Web Conference(WWW'04), New York, USA.
- Hitzler P, and Janowicz K. 2013. "Linked data, big data, and the 4th paradigm." *Semantic Web* 4 (3):233-235.
- Hofmann, Thomas. 1999. "Probabilistic latent semantic indexing." Proceedings of the 22nd annual international ACM SIGIR conference on Research and development in information retrieval.
- Hoppe, Anett, C. Nicolle, and A. Roxin. 2013. "Automatic ontology-based user profile learning from heterogeneous web resources in a big data context." *Proc. VLDB Endow.* 6 (12):1428-1433. doi: 10.14778/2536274.2536330.
- IBM. 2015. "Big Data and Analytics." <http://www-01.ibm.com/software/data/bigdata/what-is-big-data.html>.
- Iwanaga, I. S. M., Nguyen The-Minh, T. Kawamura, H. Nakagawa, Y. Tahara, and A. Ohsuga. 2011. "Building an earthquake evacuation ontology from twitter." Granular Computing (GrC), 2011 IEEE International Conference on, 8-10 Nov. 2011.
- Jiang, Dawei, Gang Chen, Beng Chin Ooi, Kian Lee Tan, and Sai Wu. 2014. "epiC: an Extensible and Scalable System for Processing Big Data." *PVLDB*:541–552.
- Kaplan, Andreas M., and Michael Haenlein. 2010. "Users of the world, unite! The challenges and opportunities of Social Media." *Business Horizons* 53 (1):59-68. doi: <http://dx.doi.org/10.1016/j.bushor.2009.09.003>.
- Li, Chenliang, Haoran Wang, Zhiqian Zhang, Aixin Sun, and Zongyang Ma. 2016. "Topic Modeling for Short Texts with Auxiliary Word Embeddings." Proceedings of the 39th International ACM SIGIR conference on Research and Development in Information Retrieval.
- Liben-Nowell, D., and J. Kleinberg. 2008. "Tracing information flow on a global scale using internet chain-letter data." *National Academy of Sciences* 105 (12):4633-4638.
- Lim, Ee-Peng, Hsinchun Chen, and Guoqing Chen. 2013. "Business Intelligence and Analytics: Research Directions." *ACM Trans. Manage. Inf. Syst.* 3 (4):1-10. doi: 10.1145/2407740.2407741.
- Louati, Amine, Joyce El Haddad, and Suzanne Pinson. 2014. "A Distributed Decision Making and Propagation Approach for Trust-Based Service Discovery in Social Networks." In *Group Decision and Negotiation. A Process-Oriented View*, edited by Pascale Zaraté, GregoryE Kersten and JorgeE Hernández, 262-269. Springer International Publishing.
- Maalej, Maha, Achraf Mtibaa, and Faïez Gargouri. 2014. "Ontology-Based Context-Aware Social Networks." In *New Trends in Databases and Information Systems*, edited by Barbara Catania, Tania Cerquitelli, Silvia Chiusano, Giovanna Guerrini, Mirko Kämpf, Alfons Kemper, Boris Novikov, Themis Palpanas, Jaroslav Pokorný and Athena Vakali, 287-295. Springer International Publishing.
- Manyika, James, Michael Chui, Brad Brown, Jacques Bughin, Richard Dobbs, Charles Roxburgh, and Angela H Byers. 2011. "Big data: The next frontier for innovation, competition, and productivity." *McKinsey Global Institute*.
- Michelson, Matthew, and Sofus A Macskassy. 2010. "Discovering users' topics of interest on twitter: a first look." Proceedings of the fourth workshop on Analytics for noisy unstructured text data.
- Narayan, Shashi, Srdjan Prodanovic, Mohammad Fazleh Elahi, and Zoë Bogart. 2010. "Population and Enrichment of Event Ontology using Twitter." *Information Management SPIM 2010*:31.
- Nichols, Leah G. 2014. "A topic model approach to measuring interdisciplinarity at the National Science Foundation." *Scientometrics* 100 (3):741-754. doi: 10.1007/s11192-014-1319-2.
- Paik, I., T. Tanaka, H. Ohashi, and Chen Wuhui. 2013. "Big Data Infrastructure for Active Situation Awareness on Social Network Services." Big Data (BigData Congress), 2013 IEEE International Congress on, June 27 2013-July 2 2013.
- Quercia, Daniele, Harry Askham, and Jon Crowcroft. 2012. "TweetLDA: supervised topic classification and link prediction in Twitter." the 4th Annual ACM Web Science Conference, Evanston, Illinois.

- Ramos, Juan. 2003. "Using tf-idf to determine word relevance in document queries." Proceedings of the First Instructional Conference on Machine Learning.
- Reddy, Kuldeep. 2013. "Novel Models and Architectures for Distributed Semantic Data Management." SEMAPRO 2013, The Seventh International Conference on Advances in Semantic Processing.
- Rizzo, G., and R. Troncy. 2011. "Nerd: Evaluating named entity recognition tools in the web of data." Workshop on Web Scale Knowledge Extraction (WEKEX11).
- Robertson, Stephen. 2004. "Understanding inverse document frequency: on theoretical arguments for IDF." *Journal of documentation* 60 (5):503-520.
- Robertson, Stephen E, and K Sparck Jones. 1976. "Relevance weighting of search terms." *Journal of the American Society for Information science* 27 (3):129-146.
- Saha, Barna, and Divesh Srivastava. 2014. "Data quality: The other face of Big Data." Data Engineering (ICDE), 2014 IEEE 30th International Conference on, March 31 2014-April 4 2014.
- Saif, Hassan, Yulan He, and Harith Alani. 2011. "Semantic smoothing for Twitter sentiment analysis." 10th International Semantic Web Conference (ISWC 2011), Bonn, Germany, 23 - 27 Oct 2011.
- Saif, Hassan, Yulan He, and Harith Alani. 2012. "Semantic Sentiment Analysis of Twitter." In *The Semantic Web – ISWC 2012*, edited by Philippe Cudré-Mauroux, Jeff Heflin, Evren Sirin, Tania Tudorache, Jérôme Euzenat, Manfred Hauswirth, JosianeXavier Parreira, Jim Hendler, Guus Schreiber, Abraham Bernstein and Eva Blomqvist, 508-524. Springer Berlin Heidelberg.
- Salathé, Marcel, Duy Vu, Shashank Khandelwal, and David Hunter. 2013. "The dynamics of health behavior sentiments on a large online social network." *EPJ Data Science* 2 (1). doi: 10.1140/epjds16.
- Shroff, Gautam, Lipika Dey, and Puneet Agarwal. 2013. "Socio-Business Intelligence Using Big Data " *Technical Trends*.
- Stevens, Robert. 2001. "What is an Ontology?" Accessed 3rd March. <http://www.cs.man.ac.uk/~stevens/onto/node3.html>.
- Sun, E., I. Rosenn, C. Marlow, and T. Lento. 2009. "Gesundheit! modeling contagion through facebook news feed." ICWSM 2009, San Jose, CA.
- Tess, Paul A. 2013. "The role of social media in higher education classes (real and virtual) – A literature review." *Computers in Human Behavior* 29 (5):A60-A68. doi: <http://dx.doi.org/10.1016/j.chb.2012.12.032>.
- Turian, Joseph. 2013. Using AlchemyAPI for Enterprise-Grade Text Analysis.
- Wang, Alex Hai. 2010. "Don't follow me: Spam detection in Twitter." Security and Cryptography (SECRYPT), Proceedings of the 2010 International Conference on, 26-28 July 2010.
- Weng, Jianshu, Ee-Peng Lim, Jing Jiang, and Qi He. 2010. "Twitterrank: finding topic-sensitive influential twitterers." Proceedings of the third ACM international conference on Web search and data mining.
- Wongthongtham, Pornpit, and Bilal Abu-Salih. 2015. "Ontology and trust based data warehouse in new generation of business intelligence: State-of-the-art, challenges, and opportunities." Industrial Informatics (INDIN), 2015 IEEE 13th International Conference on.
- Wright, A. 2008. "Searching the deep web." *Communications of ACM*.
- Zhang, Xiaowei, Bin Hu, Jing Chen, and Philip Moore. 2013. "Ontology-based context modeling for emotion recognition in an intelligent web." *World Wide Web* 16 (4):497-513. doi: 10.1007/s11280-012-0181-5.