

Model Class Reliance: Variable Importance Measures for any Machine Learning Model Class, from the “Rashomon” Perspective

Aaron Fisher, Cynthia Rudin, Francesca Dominici

November 13, 2018

Abstract

There are serious drawbacks to many current variable importance (VI) methods, in that they tend to not be comparable across model types, can obscure implicit assumptions about the data generating distribution, or can give seemingly incoherent results when multiple prediction models fit the data well. In this paper we propose a framework of VI measures for describing how much any model class (e.g. all linear models of dimension p), any model-fitting algorithm (e.g. Ridge regression with fixed regularization parameter), or any individual prediction model (e.g. a single linear model with fixed coefficient vector), relies on covariate(s) of interest. The building block of our approach, Model Reliance (MR), compares a prediction model’s expected loss with that model’s expected loss on a pair observations in which the value of the covariate of interest has been switched. Expanding on MR, we propose Model Class Reliance (MCR) as the upper and lower bounds on the degree to which any well-performing prediction model within a class may rely on a variable of interest, or set of variables of interest. Thus, MCR describes reliance on a variable while accounting for the fact that many prediction models, possibly of different parametric forms, may fit the data well. We give probabilistic bounds for MR and MCR, leveraging existing results for U-statistics. We also illustrate connections between MR, conditional causal effects, and linear regression coefficients. We outline implementations of our approaches for regularized linear regression, and to regression in a reproducing kernel Hilbert space. We then apply MR & MCR to study the behavior of recidivism prediction models, using a public dataset of Broward County criminal records.

1 Introduction

In statistics and machine learning studies, questions regarding the importance of variables frequently inform the process of determining a regression model or classification model. An analyst may ask: does my specific prediction model depend on a given set of variables in order to predict well? How much, or how little, could another prediction model rely on this variable while still performing well? Does the algorithm I used to select (i.e., train, or learn) my prediction model rely on a given feature? Will these aspects of variable importance generalize beyond my training data? The second of these questions can be especially relevant when there are multiple prediction models that fit the data almost equally well, but function through different mechanisms. This scenario has been termed the “Rashomon” effect (Breiman et al., 2001), inspired by the 1950 Kurosawa film of the same name, in which four witnesses offer different descriptions and explanations for the same encounter.

The questions listed above are often studied using “variable importance” measures. Linguistically however, the term “variable importance” does not imply an obvious context in which variables are needed. Variables may be considered “important” in the context of a prediction model’s performance (Breiman et al., 2001), a pseudo-true model that minimizes an expected loss (White, 1982; Müller, 2013), an underlying associational structure (e.g. $\mathbb{E}[Y|X]$ for outcomes Y and covariates X), or a causal mechanism. Whether or not an analyst is able to make conclusions about these different contexts will generally depend on the assumptions made (van der Laan, 2006), and there is debate on which context should take priority (Olden et al., 2004; Freedman,

2006; Archer and Kimes, 2008; Díaz et al., 2015). In this paper, we primarily focus on importance in the context of a prediction model, and use terms such as “model reliance” rather than “importance” to clarify this context. As a secondary goal, we discuss additional assumptions that are sufficient to make our results apply to each of the above contexts.

One popular approach for assessing variable importance is to train a model-fitting algorithm twice, first on all of the data, and then again on a copy of the dataset in which the covariates of interest have been removed. The performance of the two resulting prediction models is then compared (Gevrey et al., 2003). While this approach is intuitive, it can result in seemingly incoherent behavior under the Rashomon effect. Specifically, if several prediction models fit the data well, then removing a variable may not substantially change the prediction loss even if the *best* prediction model relies heavily on that variable. Put another way, these methods can identify the strongest performing prediction model with no reliance on a given variable, but they generally do not bound how much *any* well-performing model may rely on that variable. We refer to such methods as measuring the *Algorithm Reliance* on a variable, and explore them further in Section 3.2.

Other approaches for variable importance only address a subset of the questions posed above; in particular, they do not address the “Rashomon” question of how much diversity exists among prediction models that perform well. In the context of Neural Networks, the “Perturb” sensitivity analysis method compares the accuracy of a prediction model before and after adding random noise to a variable (Recknagel et al., 1997; Yao et al., 1998; Scardi and Harding, 1999; Gevrey et al., 2003). van der Laan (2006) defines variable importance measures based on the change in the conditional expectation of the outcome when the value of a covariate is changed, and uses methods inspired by the causal inference literature to estimate these measures. In recent work, Williamson et al. (2017) define a variable importance measure based on the conditional variance of the outcome given all covariates compared against the conditional variance of the outcome given all covariates except for a subset of interest. Again though, these methods do not inform the “Rashomon” question.

In this paper we propose a taxonomy of variable importance measures to address the questions stated above. The core building block of our framework is *Model Reliance* (MR), which compares a prediction model’s expected loss with its expected loss in a pair of observations in which the covariate of interest has been switched (see Section 3.1 for a specific definition). Our formulation of MR is inspired by the tree-level, permutation-based importance measure of Random Forests (Breiman, 2001; Breiman et al., 2001), but applied at the aggregate model-level and for a general loss function. We next review *Algorithm Reliance* methods, as summarized above. Finally, expanding on MR, we propose *Model Class Reliance* (MCR) as the upper and lower bounds for how much any well-performing model within a given class relies on a variable of interest. Roughly speaking, MCR addresses the Rashomon problem by bounding the diversity of explanations offered by well-performing prediction models.

Our proposed measures MR and MCR are population quantities, conditional on a specific prediction model or a specific model class respectively. Accordingly, we provide finite sample statistical learning theoretic bounds for MR and MCR using results for U-statistics. In many cases these probabilistic bounds can be generalized to confidence intervals for arbitrary summary descriptions of best-in-class models. This inference task becomes equivalent to a case-specific optimization problem, depending on the choice of summary description, and inference is feasible whenever the optimization problem is computationally tractable.

The remainder of this paper is organized as follows. In Section 2 we introduce notation and examples. In Section 3 we introduce our framework of importance measures: Model Reliance (Section 3.1), Algorithm Reliance (Section 3.2), and Model Class Reliance (Section 3.3). We also consider a version of MCR tailored for the case of correlated variables, in Section 3.4. We consider other special cases in Section 4, including simplifications for linear models, and connections to conditional causal effects. In Section 5 we review additional related literature, particularly work focusing on permutation-based VI measures and the Rashomon effect. In Section 6 we propose a computational procedure to bound MCR for the model classes of (regularized) linear models, and linear models in reproducing kernel Hilbert spaces. We also present a general binary search procedure that can, in certain cases, be applied to other model classes. Unless otherwise noted, we provide proofs in Appendix B. In Section 7 we illustrate the difference between MR, AR, and MCR, in a simulated example. In Section 8 we analyze a public dataset on recidivism, where there is interest not only in causal relationships in the data generating process, but also in the behavior of recidivism risk prediction models themselves. We close with several discussion points, including connections to confidence intervals for best-in-class models, or sets of best-in-class models.

2 Terminology & notation: models, algorithms, and model classes

For a given vector \mathbf{v} , let $\mathbf{v}_{[j]}$ denote its j^{th} element(s), where $\mathbf{v}_{[j]}$ may also be a vector if j contains more than one index. Let $\mathbf{v}_{[-j]}$ denote all elements of \mathbf{v} except for $\mathbf{v}_{[j]}$. For a given matrix \mathbf{A} , let \mathbf{A}' , $\mathbf{A}_{[i,\cdot]}$, $\mathbf{A}_{[\cdot,j]}$, and $\mathbf{A}_{[i,j]}$ respectively denote the transpose of \mathbf{A} , the i^{th} row(s) of \mathbf{A} , the j^{th} column(s) of \mathbf{A} , and the element(s) in the i^{th} row(s) and j^{th} column(s) of \mathbf{A} .

We consider the case of regression, or classification, between a random outcome variable $Y \in \mathcal{Y}$ and a vector of covariate variables $X = (X_1, X_2) \in \mathcal{X}$. We are particularly interested in studying how much different models rely on the subset of covariates X_1 to predict Y . We define $Z = (Y, X_1, X_2)$ as the combined random variable of both outcomes and covariates, with $Z \in \mathcal{Z}$. We refer to our dataset as $\mathbf{Z} = [\mathbf{y} \ \mathbf{X}]$, a matrix composed of a n -length outcome vector \mathbf{y} in the first column, and a $n \times p$ covariate matrix \mathbf{X} in the remaining columns. We refer to the space of all possible samples of size n as \mathcal{Z}^n . Throughout, we assume that observations of Z are *iid*, and that $n \geq 2$.

Before continuing, it is important distinguish between our terminology for a model class, a model, a loss function, and a model-fitting algorithm. We use the term *model class* to refer to a pre-specified subset $\mathcal{F} \subset \{f \mid f : \mathcal{X} \rightarrow \mathcal{Y}\}$ of the measurable functions from \mathcal{X} to \mathcal{Y} . We refer to member functions f in the set \mathcal{F} as *prediction models*, or simply as *models*, which take a vector of covariates $x \in \mathcal{X}$ as input and return a prediction of $y \in \mathcal{Y}$. In other words, we use the term “model” to refer to a specific prediction function from \mathcal{X} to \mathcal{Y} (Breiman et al., 2001), rather than a set of potential probability distributions for the data. Given a sample observation and a model f , we evaluate the performance of f using a pre-specified, real-valued, and nonnegative *loss function*, denoted by L . For example, when $\mathcal{Y} \subset \mathbb{R}$, one common choice of L is the squared error loss $L(f, (z)) = L(f, (y, x)) = (y - f(x))^2$. We use the term *algorithm* to refer to any procedure $\mathcal{A} : \mathcal{Z}^n \rightarrow \mathcal{F}$ that takes a dataset as input and returns a model $f \in \mathcal{F}$ as output. For example, an algorithm may select a model $f \in \mathcal{F}$ by minimizing the empirical loss $\sum_{i=1}^n L(f, \mathbf{Z}_{[i,\cdot]})$, or by balancing the empirical loss with regularization or computational costs. We next illustrate these terms together with two brief toy examples.

2.1 Examples: mean models & step function models

For simplicity, in this subsection we assume that $\mathcal{X} = \mathcal{Y} = \mathbb{R}^1$. As a first example, let $\mathcal{F}_{\text{intercept}} = \{f_\theta : f_\theta(x) = \theta; \theta \in \mathbb{R}^1\}$ be the class of intercept-only regression models, or “mean-models.” A standard algorithm to select a model from data is the simple procedure of setting θ equal to the sample mean:

$$\mathcal{A}_{\text{sample-mean}}(\mathbf{Z}) = f_\theta, \text{ where } \theta = \frac{1}{n} \sum_{i=1}^n \mathbf{y}_{[i]}.$$

A second example of a model class is the set of all piecewise constant functions with a single discontinuity:

$$\mathcal{F}_{\text{piecewise}} = \{f_\theta : f_\theta(x) = \theta_0 + 1(x > m)\theta_1; \theta = (\theta_0, \theta_1, m) \in \mathbb{R}^3\}.$$

Given a dataset $\mathbf{Z} = [\mathbf{y} \ \mathbf{X}]$, one naive algorithm $\mathcal{A}_{\text{median}}$ to select a prediction model from $\mathcal{F}_{\text{piecewise}}$ is the following procedure:

1. Set \hat{m} equal to the median of the $n \times 1$ matrix \mathbf{X} .
2. Set $\hat{\theta}_0 := \frac{\sum_{i=1}^n \mathbf{y}_{[i]} 1(\mathbf{X}_{[i,\cdot]} \leq \hat{m})}{\sum_{i=1}^n 1(\mathbf{X}_{[i,\cdot]} \leq \hat{m})}$, and $\hat{\theta}_1 := \frac{\sum_{i=1}^n \mathbf{y}_{[i]} 1(\mathbf{X}_{[i,\cdot]} > \hat{m})}{\sum_{i=1}^n 1(\mathbf{X}_{[i,\cdot]} > \hat{m})}$, where $1(E)$ is an indicator of the event E .
3. Return $f_{\hat{\theta}}$, where $\hat{\theta} := (\hat{\theta}_0, \hat{\theta}_1, \hat{m})$.

In the next section we implement this terminology to develop a framework of variable importance measures. These measures describe the degree to which a model, a model-fitting algorithm, or a model class, relies on a variable of interest.

3 Framework of Importance Measures

A core contribution of our work is to outline distinct definitions for how much a model, a model-fitting algorithm, or a model class, may rely on a subset of covariates X_1 . We begin in Section 3.1 by proposing a definition of model reliance based on existing work (Breiman, 2001), and connect this definition to results for U-statistics (Hoeffding, 1948; Serfling, 1980). In Section 3.2 we discuss the common procedure of removing a variable and refitting a model-fitting algorithm. In Section 3.3, we define the novel measure Model Class Reliance as the degree to which any model from a given class may rely on a variable while still predicting well. In Section 3.4, we propose an implementation of model class reliance designed to adjust for correlation between covariates.

3.1 Model Reliance

To describe the reliance of a model f on the random variable X_1 in a population, we use the notion of a “switched” loss. Let $Z^{(a)} = (Y^{(a)}, X_1^{(a)}, X_2^{(a)})$ and $Z^{(b)} = (Y^{(b)}, X_1^{(b)}, X_2^{(b)})$ be independent random variables, each following the same distribution as $Z = (Y, X_1, X_2)$. Denote realizations of $Z^{(a)}$ and $Z^{(b)}$ by $z^{(a)} = (y^{(a)}, x_1^{(a)}, x_2^{(a)})$ and $z^{(b)} = (y^{(b)}, x_1^{(b)}, x_2^{(b)})$ respectively. Given the realizations $z^{(a)}$ and $z^{(b)}$, let $h_f(z^{(a)}, z^{(b)})$ be the loss of model f on $z^{(b)}$, if $x_1^{(b)}$ was first replaced with $x_1^{(a)}$:

$$\begin{aligned} h_f(z^{(a)}, z^{(b)}) &= h_f((y^{(a)}, x_1^{(a)}, x_2^{(a)}), (y^{(b)}, x_1^{(b)}, x_2^{(b)})) \\ &:= L(f, (y^{(b)}, x_1^{(a)}, x_2^{(b)})). \end{aligned}$$

For a given prediction function f , we wish to know the expectation of this quantity across pairs in the population, $e_{\text{switch}}(f) := \mathbb{E}h_f(Z^{(a)}, Z^{(b)})$. Alternatively, the same population functional $e_{\text{switch}}(f)$ can be constructed by taking the expected *total* loss for *both* observations in a random pair $(Z^{(a)}, Z^{(b)})$ when the value of X_1 is switched, and dividing by 2, which has the same expectation: $e_{\text{switch}}(f) = \frac{1}{2}\mathbb{E}[h_f(Z^{(a)}, Z^{(b)}) + h_f(Z^{(b)}, Z^{(a)})]$.

As a reference point, we compare $e_{\text{switch}}(f)$ against the standard expected loss when none of the variables are switched, $e_{\text{orig}}(f) := \mathbb{E}h_f(Z^{(a)}, Z^{(a)}) = \mathbb{E}L(f, Z)$. We define *model reliance* (MR) as the ratio of these two expected losses:

$$MR(f) := \frac{e_{\text{switch}}(f)}{e_{\text{orig}}(f)}.$$

This measure is inspired by the tree-level, permutation-based importance measure of Random Forests (Breiman, 2001; Breiman et al., 2001). Similar estimands have more recently been proposed by Zhu et al. (2015); Gregorutti et al. (2015, 2017), for the special case when f is the conditional expectation of Y (i.e., $f(x) = \mathbb{E}(Y|X = x)$), and by Datta et al. (2016) for the purposes of studying a variable’s influence on predicted risk. We compare and contrast these approaches further in Section 5.

We estimate $e_{\text{orig}}(f)$ with the standard empirical loss

$$\hat{e}_{\text{orig}}(f) := \frac{1}{n} \sum_{i=1}^n L(f, \mathbf{Z}_{[i,\cdot]}) = \frac{1}{n} \sum_{i=1}^n L\{f, (\mathbf{y}_{[i]}, \mathbf{X}_{1[i,\cdot]}, \mathbf{X}_{2[i,\cdot]})\},$$

and estimate $e_{\text{switch}}(f)$ with

$$\begin{aligned} \hat{e}_{\text{switch}}(f) &:= \frac{1}{n(n-1)} \sum_{i=1}^n \sum_{j \neq i}^n h_f(\mathbf{Z}_{[i,\cdot]}, \mathbf{Z}_{[j,\cdot]}) \\ &= \frac{1}{n(n-1)} \sum_{i=1}^n \sum_{j \neq i}^n L\{f, (\mathbf{y}_{[j]}, \mathbf{X}_{1[i,\cdot]}, \mathbf{X}_{2[j,\cdot]})\}. \end{aligned} \tag{3.1}$$

To illustrate the connection to the variable importance approach of Breiman (2001), let $\{\pi_1, \dots, \pi_n!\}$ be a set of n -length vectors, each containing a different permutation of the set $\{1, \dots, n\}$. The approach of

Breiman (2001) is analogous to computing the loss $\sum_{i=1}^n L\{f, (\mathbf{y}^{[i]}, \mathbf{X}_1[\pi_{l[i], \cdot}], \mathbf{X}_2[i, \cdot])\}$ for a randomly chosen permutation vector $\pi_l \in \{\pi_1, \dots, \pi_{n!}\}$. Similarly, our calculation in Eq 3.1 is proportional to the sum of losses over all possible ($n!$) permutations, excluding the n unique combinations of the rows of \mathbf{X}_1 and the rows of $[\mathbf{X}_2 \ \mathbf{y}]$ that appear in the original sample: $\sum_{l=1}^{n!} \sum_{i=1}^n L\{f, (\mathbf{y}^{[i]}, \mathbf{X}_1[\pi_{l[i], \cdot}], \mathbf{X}_2[i, \cdot])\} 1(\pi_{l[i]} \neq i)$ (see Appendix A.1).

Alternatively, if the summation over all possible pairs in Eq 3.1 is computationally prohibitive due to sample size, another estimator of $e_{\text{switch}}(f)$ is

$$\hat{e}_{\text{divide}}(f) := \frac{1}{2 \lfloor n/2 \rfloor} \sum_{i=1}^{\lfloor n/2 \rfloor} \{h_f(\mathbf{Z}_{[i, \cdot]}, \mathbf{Z}_{[i+\lfloor n/2 \rfloor, \cdot]}) + h_f(\mathbf{Z}_{[i+\lfloor n/2 \rfloor, \cdot]}, \mathbf{Z}_{[i, \cdot]})\}. \quad (3.2)$$

The above estimator divides the sample into a single, specific grouping of $\lfloor n/2 \rfloor$ pairs, and averages across these pairs. In this paper, we primarily use $\hat{e}_{\text{switch}}(f)$ to estimate $e_{\text{switch}}(f)$, rather than $\hat{e}_{\text{divide}}(f)$. In fact, we show that in certain cases $\hat{e}_{\text{switch}}(f)$ can be computed exactly without evaluating all possible pairings (see Section 4.2).

Finally, we can estimate $MR(f)$ with the plug-in estimator

$$\widehat{MR}(f) = \frac{\hat{e}_{\text{switch}}(f)}{\hat{e}_{\text{orig}}(f)},$$

which we refer to as the “empirical” model reliance of f on X_1 .

Both $\hat{e}_{\text{switch}}(f)$ and $\hat{e}_{\text{divide}}(f)$ belong to the well studied class of U-statistics. As a result, $\hat{e}_{\text{switch}}(f)$ and $\hat{e}_{\text{divide}}(f)$ are unbiased, asymptotically normal under a finite moments condition, and have finite-sample probabilistic bounds under the condition that $0 \leq L(f, (y, x_1, x_2)) \leq B_{\text{ind}}$ for any $y \in \mathcal{Y}$, $(x_1, x_2) \in (\mathcal{X}_1 \times \mathcal{X}_2)$, where B_{ind} is a known constant (Hoeffding, 1948; Serfling, 1980).

Model reliance could also alternatively be defined as a difference rather than a ratio – i.e., with $MR_{\text{difference}}(f) := e_{\text{switch}}(f) - e_{\text{orig}}(f)$. We discuss such a definition in Section 9.4. Many of the results in our paper remain similar under either definition.

3.2 Algorithm Reliance

A common variable importance procedure is to run a model-fitting algorithm twice, first on all of the data, and then again after removing \mathbf{X}_1 from the dataset. The losses for the two resulting models are then compared to determine the importance, or “necessity,” of X_1 (Gevrey et al., 2003). Because this measure is a function of two prediction models rather than one, it does not measure how much either individual model relies on X_1 . Instead, it measures *algorithm* reliance (AR) on X_1 , as the model-fitting algorithm is the common attribute between the two models.

The AR approach bears a resemblance to a likelihood ratio test statistic (Casella and Berger, 2002). A related procedure was also proposed by Breiman et al. (2001); Breiman (2001), in which the change in accuracy is observed after removing \mathbf{X}_2 and retraining the algorithm. This procedure measures the sufficiency of \mathbf{X}_1 for a model-fitting algorithm, or, equivalently, the necessity of \mathbf{X}_2 .

For many model-fitting algorithms, the procedure of fully removing X_1 is reasonable and well defined. However, algorithms that require a certain number of predictor variables as input may not be well defined after \mathbf{X}_1 has been removed; for instance, a decision tree cannot split on a missing variable. With this in mind, we propose a similar, permutation-based algorithm reliance measure in Appendix A.2.

3.3 Model Class Reliance

In this section we expand on MR (Section 3.1) to determine bounds on how much any model may rely on a set of variables while still predicting well. For a given value $\epsilon \in \mathbb{R}$, let $\mathcal{R}(\epsilon, \mathcal{F}) := \{f \in \mathcal{F} : e_{\text{orig}}(f) \leq \epsilon\}$ be the subset of models with expected prediction loss no greater than ϵ . We refer to $\mathcal{R}(\epsilon, \mathcal{F})$ as a population-level “Rashomon set.” We define Model Class Reliance (MCR) by maximizing and minimizing MR over $\mathcal{R}(\epsilon, \mathcal{F})$:

$$MCR_+(\epsilon, \mathcal{F}) = \max_{f \in \mathcal{R}(\epsilon, \mathcal{F})} MR(f), \quad \text{and} \quad MCR_-(\epsilon, \mathcal{F}) = \min_{f \in \mathcal{R}(\epsilon, \mathcal{F})} MR(f). \quad (3.3)$$

We use the abbreviated notation $MCR_+(\epsilon)$ and $MCR_-(\epsilon)$ when \mathcal{F} is clear from context.

If $MCR_+(\epsilon)$ is low, then no well performing model exists that places high importance on X_1 , and X_1 can be discarded at low cost regardless of future modeling decisions. If $MCR_-(\epsilon)$ is large, then every well performing model must rely substantially on X_1 , and X_1 should be given careful attention during the modeling process. Here, \mathcal{F} may itself consist of several parametric model forms (e.g., all linear models and all decision tree models with less than 6 single-split nodes). We stress that the range $(MCR_-(\epsilon), MCR_+(\epsilon))$ does not depend on the *algorithm* used to select a model $f \in \mathcal{F}$. The range is valid for any algorithm producing models in \mathcal{F} , and applies for any $f \in \mathcal{F}$.

Since $MCR_+(\epsilon)$ is itself an upper bound, it is desirable to determine a finite sample-based, probabilistic upper bound for $MCR_+(\epsilon)$. With high probability, this sample-based bound will then also be an upper bound on the model reliance of any well-performing model on X_1 . Likewise, it is desirable to create a sample-based lower bound for $MCR_-(\epsilon)$. In order to create such boundaries, we first introduce a feasibility assumption and a bounded loss assumption, both of which can be assessed empirically. Let $b_{\text{avg}}, B_{\text{avg}}, B_{\text{ind}} \in \mathbb{R}$ be known constants.

Assumption 1. (*Feasibility*) For a given model class \mathcal{F} , assume that there exists $f \in \mathcal{F}$ such that $e_{\text{orig}}(f) \leq \epsilon$.

Assumption 2. (*Bounded Loss*) For a given $f \in \mathcal{F}$, assume that $\mathbb{P}\{0 < b_{\text{avg}} \leq \hat{e}_{\text{orig}}(f) \leq B_{\text{avg}}\} = 1$, and $0 \leq L(f, (y, x_1, x_2)) \leq B_{\text{ind}}$ for any $y \in \mathcal{Y}$, $(x_1, x_2) \in (\mathcal{X}_1 \times \mathcal{X}_2)$.

Assumption 1 is a property of a specific model class \mathcal{F} and value $\epsilon \in \mathbb{R}$, while Assumption 2 is a property of a specific model $f \in \mathcal{F}$. The notation B_{ind} refers to a bound on the loss for an individual observation, and the notation b_{avg} and B_{avg} refer to bounds on the average loss in a sample.

To assess Assumption 1 empirically, we can set a lower limit on ϵ by either using tools from statistical learning theory (Bousquet et al., 2004) or by using held-out data. We discuss Assumption 1 further in Section 9.1. For Assumption 2, we give example methods of determining B_{ind} in Sections 6.3 and 6.4. We can approximate b_{avg} by training a highly flexible model to the data, and setting b_{avg} equal to half (or any positive fraction) of the resulting cross-validated error. To determine B_{avg} we can simply set $B_{\text{avg}} = B_{\text{ind}}$, although this may be conservative if observations with similar or identical covariate profiles have different outcomes. For example, in the case of binary classification models for non-separated groups (see Section 7), no linear classifier can misclassify all observations, and so it must hold that $B_{\text{ind}} < B_{\text{avg}}$.

If model reliance is redefined as a difference rather than a ratio, then a similar form of the results in this section will apply under a slightly weaker version of Assumption 2, where we allow b_{avg} to be zero. We discuss these results further in Section 9.4.

Our boundaries for $MCR_+(\epsilon)$ and $MCR_-(\epsilon)$ will depend on the sample analogues

$$\widehat{MCR}_+(\epsilon) = \max_{f \in \widehat{\mathcal{R}}(\epsilon, \mathcal{F})} \widehat{MR}(f) \quad \text{and} \quad \widehat{MCR}_-(\epsilon) = \min_{f \in \widehat{\mathcal{R}}(\epsilon, \mathcal{F})} \widehat{MR}(f), \quad (3.4)$$

where $\widehat{\mathcal{R}}(\epsilon, \mathcal{F}) := \{f \in \mathcal{F} : \hat{e}_{\text{orig}}(f) \leq \epsilon\}$. We refer to $\widehat{MCR}_+(\epsilon)$ and $\widehat{MCR}_-(\epsilon)$ as “empirical” MCR measures, and to $\widehat{\mathcal{R}}(\epsilon, \mathcal{F})$ as the “empirical Rashomon set.” We give an example to illustrate these empirical measures in Section 7.

Finally, let

$$f_{+, \epsilon} \in \arg \max_{\mathcal{R}(\epsilon, \mathcal{F})} MR(f), \quad f_{-, \epsilon} \in \arg \min_{\mathcal{R}(\epsilon, \mathcal{F})} MR(f)$$

$$\hat{f}_{+, \epsilon} \in \arg \max_{f \in \widehat{\mathcal{R}}(\epsilon, \mathcal{F})} \widehat{MR}(f), \quad \text{and} \quad \hat{f}_{-, \epsilon} \in \arg \min_{f \in \widehat{\mathcal{R}}(\epsilon, \mathcal{F})} \widehat{MR}(f).$$

be prediction models that attain the highest or lowest model reliance, or empirical model reliance. The above arg min and arg max need not be unique, so long as the minimal or maximal values are attained. We can now create finite sample-based probabilistic boundaries for $MCR_+(\epsilon)$, and $MCR_-(\epsilon)$.

Theorem 3. If ϵ and \mathcal{F} satisfy Assumption 1, and Assumption 2 holds for $f_{+, \epsilon}$ and $f_{-, \epsilon}$, then

$$\mathbb{P} \left(MCR_+(\epsilon) > \widehat{MCR}_+(\epsilon_1) + \mathcal{Q}_1 \right) \leq \delta, \quad (3.5)$$

and

$$\mathbb{P}\left(MCR_-(\epsilon) < \widehat{MCR}_-(\epsilon_1) - \mathcal{Q}_1\right) \leq \delta, \quad (3.6)$$

$$\text{where } \epsilon_1 := \epsilon + B_{ind}\sqrt{\frac{\log(3\delta^{-1})}{2n}}, \text{ and } \mathcal{Q}_1 := \frac{B_{avg}}{b_{avg}} - \frac{B_{avg} - B_{ind}\sqrt{\frac{\log(6\delta^{-1})}{n}}}{b_{avg} + B_{ind}\sqrt{\frac{\log(6\delta^{-1})}{2n}}}.$$

We provide a brief sketch of the proof here. By definition we know that the expected loss $e_{orig}(f_{+, \epsilon})$ is no greater than ϵ . The difference between ϵ_1 and ϵ serves as a buffer such that, with high probability, the empirical loss $\hat{e}_{orig}(f_{+, \epsilon})$ is less than ϵ_1 . When $\hat{e}_{orig}(f_{+, \epsilon}) \leq \epsilon_1$, we know that $\widehat{MR}(f_{+, \epsilon}) \leq \widehat{MR}(\hat{f}_{+, \epsilon_1}) = \widehat{MCR}_+(\epsilon_1)$ by the definition of \hat{f}_{+, ϵ_1} . Next, the term \mathcal{Q}_1 accounts for estimator error of $\widehat{MR}(f_{+, \epsilon})$ relative to $MR(f_{+, \epsilon}) = MCR_+(\epsilon)$. Thus, we can relate $\widehat{MCR}_+(\epsilon_1)$ to $\widehat{MR}(f_{+, \epsilon})$, and relate $\widehat{MR}(f_{+, \epsilon})$ to $MCR_+(\epsilon)$. The same steps can be applied in Eq 3.6.

Importantly, a more flexible model class will result in wider boundaries, which prompts a reconsideration of the role of overfitting. Overfitting is traditionally viewed as anti-conservative, since minimizing in-sample prediction errors can result in under-estimates of out-of-sample prediction error. In this case however, conditional on ϵ , overfitting will automatically make our boundaries more conservative. A more flexible model class may also imply a larger value of B_{avg} , and hence \mathcal{Q}_1 . We discuss these issues further in Section 9.1.

A corollary of Theorem 3 is that we can create a probabilistic bound for the reliance of the best-in-class model f^* on X_1 .

Corollary 4. *Let $f^* \in \arg \min_{f \in \mathcal{F}} e_{orig}(f)$ be a prediction model that attains the lowest possible expected loss. If ϵ and \mathcal{F} satisfy Assumption 1, and Assumption 2 holds for $f_{+, \epsilon}$ and $f_{-, \epsilon}$, then*

$$\mathbb{P}\left(MR(f^*) \in \left[\widehat{MCR}_-(\epsilon_2) - \mathcal{Q}_2, \widehat{MCR}_+(\epsilon_2) + \mathcal{Q}_2\right]\right) \geq 1 - \delta,$$

$$\text{where } \epsilon_2 := \epsilon + B_{ind}\sqrt{\frac{\log(6\delta^{-1})}{2n}}, \text{ and } \mathcal{Q}_2 := \frac{B_{avg}}{b_{avg}} - \frac{B_{avg} - B_{ind}\sqrt{\frac{\log(12\delta^{-1})}{n}}}{b_{avg} + B_{ind}\sqrt{\frac{\log(12\delta^{-1})}{2n}}}.$$

The above result does not require that f^* be unique. If several models achieve the minimum possible expected loss, the above boundaries apply simultaneously for each of them. In the special case when the true conditional expectation function $\mathbb{E}(Y|X_1, X_2)$ is equal to f^* , then we have a boundary for the reliance of the function $\mathbb{E}(Y|X_1, X_2)$ on X_1 .

So far, Theorem 3 allows us to cap the range of MR values corresponding to models that predict well, but it does not necessarily provide a complete understanding when this range is large. For example, even if the lower bound on $MCR_-(\epsilon)$ from Eq 3.6 is below 1, we are not able to conclude that there exists a well-performing model $f_0 \in \mathcal{R}(\epsilon, \mathcal{F})$ with no reliance on X_1 (i.e., with $MR(f_0) = 1$). To conclude that such a model exists, we need an upper bound on $MCR_-(\epsilon)$. Likewise, in order to make conclusions regarding the existence of well-performing models with high reliance on X_1 , we need a lower bound on $MCR_+(\epsilon)$.

Such additional boundaries will require a limit on the complexity of \mathcal{F} . We propose a complexity measure in the form of a covering number. We define the set of functions \mathcal{G}_r as an r -margin-expectation-cover if for any $f \in \mathcal{F}$ and any distribution D , there exists $g \in \mathcal{G}_r$ such that

$$\mathbb{E}_{Z \sim D} |L(f, Z) - L(g, Z)| \leq r.$$

We define the *covering number* $\mathcal{N}(\mathcal{F}, r)$ to be the size of the smallest r -margin-expectation-cover for \mathcal{F} . In general, we use $\mathbb{P}_{V \sim D}$ and $\mathbb{E}_{V \sim D}$ to denote probabilities and expectations with respect to a random variable V following the distribution D . We abbreviate these quantities as \mathbb{P}_V and \mathbb{E}_V respectively when D is clear from context, or as \mathbb{P}_D and \mathbb{E}_D respectively when V is clear from context. Unless otherwise stated, all expectations and probabilities are taken with respect to the (unknown) population distribution.

Equipped with this complexity measure, we can determine a probabilistic lower bound for $MCR_+(\epsilon)$, and upper bound for $MCR_-(\epsilon)$.

Theorem 5. *For and $r > 0$, if \mathcal{F} and ϵ satisfy Assumption 1, and Assumption 2 holds for all $f \in \mathcal{F}$, and then*

$$\mathbb{P}\left(MCR_+(\epsilon) < \widehat{MCR}_+(\epsilon_3) - \mathcal{Q}_3\right) \leq \delta, \quad (3.7)$$

and

$$\mathbb{P}\left(MCR_-(\epsilon) > \widehat{MCR}_-(\epsilon_3) + \mathcal{Q}_3\right) \leq \delta, \quad (3.8)$$

where $\epsilon_3 := \epsilon - B_{ind}\sqrt{\frac{\log(4\delta^{-1}\mathcal{N}(\mathcal{F},r))}{2n}} - 2r$, and

$$\mathcal{Q}_3 := \frac{B_{avg}}{b_{avg}} - \frac{B_{avg} - \left\{ B_{ind}\sqrt{\frac{\log(8\delta^{-1}\mathcal{N}(\mathcal{F},r\sqrt{2}))}{n}} + 2r\sqrt{2} \right\}}{b_{avg} + \left\{ B_{ind}\sqrt{\frac{\log(8\delta^{-1}\mathcal{N}(\mathcal{F},r))}{2n}} + 2r \right\}}.$$

In some cases, it may be possible to improve the bounds in Theorem 5 by splitting the sample into two parts, using the first split to intelligently select a subset $\mathcal{F}_s \subset \mathcal{F}$, and using the second split to calculate boundaries. For any subset $\mathcal{F}_s \subset \mathcal{F}$, the value of $MCR_+(\epsilon, \mathcal{F}_s)$ will naturally serve as a lower bound on $MCR_+(\epsilon, \mathcal{F})$. Thus, rather than using Eq 3.7 to lower bound $MCR_+(\epsilon, \mathcal{F})$ directly, we can search for a simpler model class \mathcal{F}_s such that $MCR_+(\epsilon, \mathcal{F}_s) \approx MCR_+(\epsilon, \mathcal{F})$, and $\mathcal{N}(\mathcal{F}_s, r) \ll \mathcal{N}(\mathcal{F}, r)$. Balancing these two criteria may lead to a tighter bound from Theorem 5. For example, consider the special case where $\mathcal{F} = \{f_\theta : \theta \in \mathbb{R}^d\}$ is indexed by a real-valued parameter θ . Given a training dataset, let $\theta_{orig} \in \arg \min_{\theta \in \mathbb{R}^d} \hat{e}_{orig}(f_\theta)$ and let $\theta_+ \in \arg \max_{\{\theta : f_\theta \in \mathcal{R}(\epsilon, \mathcal{F})\}} \widehat{MR}(f_\theta)$, where $\hat{e}_{orig}(f_\theta)$ and $\widehat{MR}(f_\theta)$ are computed using training data. We can then set \mathcal{F}_s as the subset of models resulting from convex combinations of θ_{orig} and θ_+ :

$$\mathcal{F}_s = \{f_\theta \in \mathcal{F} : \theta = w\theta_{orig} + (1-w)\theta_+; w \in [0, 1]\}. \quad (3.9)$$

The bound from Eq 3.7 can be evaluated for \mathcal{F}_s in a held-out dataset, potentially resulting in a tighter bound for $MCR_+(\epsilon, \mathcal{F})$.

3.4 Model reliance on imputation residuals of correlated predictors

One common scenario where multiple models achieve low loss is when the sets of predictors X_1 and X_2 are highly correlated, or contain redundant information. Models may predict well either through reliance on X_1 , or through reliance on X_2 , and so MCR will correctly identify a wide range of potential reliances on X_1 . However, we may specifically be interested in the information in X_1 that is not redundant with information in X_2 . In other words, we may wish to know how much models that fully exhaust the information in X_2 can additionally rely on the information in X_1 .

For example, age and accumulated wealth may be correlated, and both may be predictive of future promotion. We may wish to know the potential importance of wealth on probability of promotion, but only among models that fully incorporate age.

To achieve this, we propose a preprocessing step in which the variables of interest (X_1) are imputed from the remaining variables, and a second step where model class reliance for the imputation residual is studied. Let $g_{impute} : \mathcal{X}_2 \rightarrow \mathcal{X}_1$ be a pre-specified model to impute X_1 from X_2 , let $\tilde{X}_1 := X_1 - g_{impute}(X_2)$, and let \mathcal{F} be a pre-specified class of models that use \tilde{X}_1 and X_2 to predict Y . After computing \tilde{X}_1 , we can estimate the model class reliance of \mathcal{F} on \tilde{X}_1 . Such an approach will generally result in a smaller value of $MCR_+(\epsilon)$ relative to the result that would occur from than proceeding without an imputation preprocessing step.

4 Special cases and extensions

In this section we relate MR to two other variable importance measures: causal effects and linear associations. We also develop a computational shortcut for empirical MR in the special case of additive models and the squared error loss.

4.1 Connecting model reliance and causal effects

A substantial portion of the statistical literature is aimed at discovering the causal effect of a treatment or exposure. It is natural to ask how such a goal may relate to our framework. Following this question, in this section we show the mathematical connection between model reliance and the causal, conditional treatment effect of a binary treatment.

For consistency with the causal inference literature, we rename the random variables (Y, X_1, X_2) as (Y, T, C) , with realizations (y, t, c) . Here, $T := X_1$ represents a binary treatment indicator, $C := X_2$ represents a set of baseline covariates, and Y represents an outcome of interest. Under this notation, $e_{\text{orig}}(f)$ represents the expected loss of a prediction function f , and $e_{\text{switch}}(f)$ denotes the expected loss in a pair of observations in which the treatment has been switched. Let $f^*(t, c) := \mathbb{E}(Y|C = c, T = t)$ be the true conditional expectation function for Y .

Let Y_1 and Y_0 be potential outcomes under treatment and control respectively, such that $Y = Y_0(1 - T) + Y_1T$. The treatment effect for an individual is defined as $Y_1 - Y_0$, and the average treatment effect is defined as $\mathbb{E}(Y_1 - Y_0)$. Let $\mathcal{TE}(c) := \mathbb{E}(Y_1 - Y_0|C = c)$ be the conditional average treatment effect of T for all patients with $C = c$.

The next theorem quantifies the relation between model reliance (MR) and the conditional average treatment effect function \mathcal{TE} .

Theorem 6. *For any prediction model f , let $e_{\text{orig}}(f)$ and $e_{\text{switch}}(f)$ be defined based on the squared error loss $L(f, (y, t, c)) := (y - f(t, c))^2$. Under the assumption that $(Y_1, Y_0) \perp T|C$ (conditional ignorability), we have*

$$e_{\text{switch}}(f^*) - e_{\text{orig}}(f^*) = \text{Var}(T) \sum_{t \in \{0,1\}} \mathbb{E}_{C|T=t} (\mathcal{TE}(C)^2) \quad (4.1)$$

Where $\text{Var}(T)$ is the marginal variance of the treatment assignment.

Intuitively, the difference between $e_{\text{switch}}(f^*)$ and $e_{\text{orig}}(f^*)$ depends on the treatment prevalence and the treatment effect for each covariate profile c . For example, if all patients are treated, then scrambling the treatment in a random pair of observations has no effect on the loss. In this case we see that $\text{Var}(T) = 0$ and $e_{\text{switch}}(f^*) = e_{\text{orig}}(f^*)$. Likewise, if the treatment effect is zero for every covariate profile c , then $\mathbb{E}_{C|T}(\mathcal{TE}(C)^2) = 0$, and $e_{\text{switch}}(f^*) = e_{\text{orig}}(f^*)$. If the treatment effect is positive and constant for all values of C , then a larger treatment effect will result in a larger value for $e_{\text{switch}}(f^*) - e_{\text{orig}}(f^*)$, and a higher reliance of f^* on T .

Importantly, $\mathbb{E}(\mathcal{TE}(C)^2)$ will yield different conclusions than the average treatment effect $\mathbb{E}(\mathcal{TE}(C))$ when there is treatment effect heterogeneity (i.e., when $\text{Var}(\mathcal{TE}(C)) = \mathbb{E}(\mathcal{TE}(C)^2) - \mathbb{E}(\mathcal{TE}(C))^2 > 0$). For example, if a treatment is harmful in one subpopulation, but helpful in another, then the average treatment effect may be zero while the average of the squared conditional treatment effect will be positive.

4.2 Model reliance for linear models and additive models

For linear models and the squared error loss, we can show both an interpretable definition of $e_{\text{switch}}(f) - e_{\text{orig}}(f)$, as well as a computationally efficient formula for $\hat{e}_{\text{switch}}(f)$. The result is similar to Theorem 6, and augments results from Gregorutti et al. (2017).

Theorem 7. *For any prediction model f , let $e_{\text{orig}}(f)$, $e_{\text{switch}}(f)$, $\hat{e}_{\text{orig}}(f)$, and $\hat{e}_{\text{switch}}(f)$ be defined based on the squared error loss $L(f, (y, x)) := (y - f(x))^2$ for $y \in \mathbb{R}$ and $x = (X_1, X_2) \in \mathbb{R}^{(p_1+p_2)}$, where p_1 and p_2 are positive integers. Let $\beta = (\beta_1, \beta_2)$ and f_β satisfy $\beta_1 \in \mathbb{R}^{p_1}$, $\beta_2 \in \mathbb{R}^{p_2}$, and $f_\beta(x) = x'\beta = X_1'\beta_1 + X_2'\beta_2$. Then*

$$e_{\text{switch}}(f_\beta) - e_{\text{orig}}(f_\beta) = 2\text{Cov}(Y, X_1)\beta_1 - 2\beta_2'\text{Cov}(X_2, X_1)\beta_1 \quad (4.2)$$

and, for finite samples,

$$\hat{e}_{\text{switch}}(f_\beta) = \frac{1}{n} \left\{ \mathbf{y}'\mathbf{y} - 2 \begin{bmatrix} \mathbf{X}'_1 \mathbf{W} \mathbf{y} \\ \mathbf{X}'_2 \mathbf{y} \end{bmatrix}' \beta + \beta' \begin{bmatrix} \mathbf{X}'_1 \mathbf{X}_1 & \mathbf{X}'_1 \mathbf{W} \mathbf{X}_2 \\ \mathbf{X}'_2 \mathbf{W} \mathbf{X}_1 & \mathbf{X}'_2 \mathbf{X}_2 \end{bmatrix} \beta \right\} \quad (4.3)$$

where $\mathbf{W} := \frac{1}{n-1}(\mathbf{1}_n \mathbf{1}'_n - \mathbf{I}_n)$, $\mathbf{1}_n$ is the n -length vector of ones, and \mathbf{I}_n is the $n \times n$ identity matrix.

Gregorutti et al. (2017) show an equivalent formulation of Line 4.2 under the stronger assumptions that f_β is equal to the conditional expectation function of Y (i.e., $f_\beta(x) = \mathbb{E}(Y|X = x)$), and the covariates X_1 and X_2 are centered.

Although the definition of $\hat{e}_{\text{switch}}(f)$ requires calculations on all combinations of rows from (\mathbf{X}_1) and $(\mathbf{y}, \mathbf{X}_2)$, in the case of linear models we see that calculating $\hat{e}_{\text{switch}}(f)$ is of comparable complexity to calculating $\hat{e}_{\text{orig}}(f)$. Although \mathbf{W} is a $n \times n$ matrix, the definition of \mathbf{W} implies that the computational complexity of calculating $\mathbf{X}'_1 \mathbf{W} \mathbf{y}$ and $\mathbf{X}'_1 \mathbf{W} \mathbf{X}_2$ scales linearly with n . As in Gregorutti et al. (2017), both results in Theorem 7 readily generalize to additive models of the form $f_{g_1, g_2}(X_1, X_2) := g_1(X_1) + g_2(X_2)$, since permuting X_1 is equivalent to permuting $g_1(X_1)$:

$$e_{\text{switch}}(f_{g_1, g_2}) - e_{\text{orig}}(f_{g_1, g_2}) = 2\text{Cov}\{Y, g_1(X_1)\} - 2\text{Cov}\{g_2(X_2), g_1(X_1)\}.$$

5 Related work

Several common approaches for variable selection, or for describing relationships between variables, do not necessarily capture a variable’s importance. Null hypothesis testing methods can be used to investigate whether there exists a relationship between two variables. But, if such a relationship exists, they do not describe the strength of that relationship. Similarly, checking whether a variable is included by a sparse model-fitting algorithm, such as the Lasso (Hastie et al., 2009), does not describe the extent to which the variable is relied on, or could be relied on, for prediction accuracy. Partial dependence plots form a useful visualization of a prediction model’s behavior (Breiman et al., 2001; Hastie et al., 2009), but they can be difficult to interpret if multiple variables are of interest, or if the prediction model contains interaction effects. For example, consider the following model that predicts a binary outcome from two binary inputs: $f(x_1, x_2) = 1(x_1 \neq x_2)$, where 1 denotes the indicator function. This model can produce flat partial dependence plots for both input variables, even if both inputs crucially contribute to the model’s performance.

Other methods that target variable importance are often only well-defined for models within a specific class. For example, in linear models, importance can be interpreted as the size of the (standardized) coefficient for a variable (Breiman et al., 2001; Gevrey et al., 2003). For neural networks, Garson (1991) propose a VI measure based on the weights connecting network nodes. For Random Forests (RFs), Breiman (2001); Breiman et al. (2001) propose to check the decrease in out-of-bag performance of each tree when the variable of interest is permuted, and to average this value across trees in the ensemble. While some of these approaches can be generalized, they are not immediately comparable across prediction models from different classes, and do bound how much any well performing model may rely on a variable.

The permutation-based VI measure from RFs forms the inspiration for our definition of MR (see Section 3.1). This RF VI measure has been the topic of empirical studies (Archer and Kimes, 2008; Calle and Urrea, 2010; Wang et al., 2016), and several variations of the measure have been proposed (Strobl et al., 2007, 2008; Altmann et al., 2010; Hapfelmeier et al., 2014). A related RF VI measure, “Mean Difference Impurity,” has been studied theoretically by Louppe et al. (2013). All of this literature focuses on VI measures for RFs. Our estimator for model reliance differs from the traditional RF VI measure (Breiman, 2001) in that we permute inputs to the overall model, rather than permuting the inputs to each individual ensemble member.

Outside of the context of RF VI, Zhu et al. (2015) propose an estimand similar to our definition of model reliance, and Gregorutti et al. (2015, 2017) propose an estimand analogous to $e_{\text{switch}}(f) - e_{\text{orig}}(f)$. These recent works focus on model reliance specifically when f is equal to the conditional expectation function of Y (i.e., $f(x) = \mathbb{E}[Y|X = x]$). In contrast, we consider model reliance for arbitrary prediction models f . Datta et al. (2016) study the extent to which a model’s predictions are expected to change when a subset of variables is permuted, regardless of whether the permutation affects a loss function L . To our knowledge, connections between permutation-based importance and U-statistics have not been previously established.

In discussing the Rashomon effect and VI, Breiman et al. (2001) suggest that ensembling many well-performing models together may alleviate the Rashomon problem. However, this approach may only push the problem from the model level to the ensemble level, as there may be many different ensemble models that fit the data well.

The Rashomon effect has also been considered in several subject areas outside of VI, including those in non-statistical academic disciplines (Heider, 1988; Roth and Mehta, 2002). In the context of optimization under uncertainty, Tulabandhula and Rudin (2014) optimize a decision rule to perform well under the predicted

range of outcomes from any well performing model. Statnikov et al. (2013) propose an algorithm to discover multiple Markov boundaries, i.e., minimal sets of covariates such that conditioning on any one set induces independence between the outcome and the remaining covariates. Nevo and Ritov (2015) report interpretations corresponding to a set of well-fitting sparse linear models. Coker et al. (2017) consider maximizing and minimizing arbitrary model summary statistics over empirical Rashomon sets, a topic that we return to in Section 9.2.

6 Calculating Model Class Reliance

Computing the bounds on MCR supplied by Theorems 3 & 5 requires us to be able to compute or approximate $\widehat{MCR}_-(\epsilon)$ and $\widehat{MCR}_+(\epsilon)$ for arbitrary values of ϵ (see Eq 3.4). Here, we present an approximation procedure for Eq 3.4 in two stages.

First, in Section 6.1, we bound the solution to each optimization problem in Eq 3.4 via a binary search, where each step of the search consists of minimizing a linear combination of $\hat{e}_{\text{orig}}(f)$ and $\hat{e}_{\text{switch}}(f)$ across $f \in \mathcal{F}$. These results hold for any model class \mathcal{F} . For many model classes, computing $\widehat{MCR}_-(\epsilon)$ only requires that we are able to minimize *convex* combinations of $\hat{e}_{\text{orig}}(f)$ and $\hat{e}_{\text{switch}}(f)$, which is no more difficult than minimizing the average loss over an expanded and reweighted sample. Computing $\widehat{MCR}_+(\epsilon)$ however requires that we are able to minimize arbitrary linear combinations of $\hat{e}_{\text{orig}}(f)$ and $\hat{e}_{\text{switch}}(f)$. Thus, second, in Sections 6.2, 6.3, 6.4, we show specifically how to minimize arbitrary linear combinations of $\hat{e}_{\text{orig}}(f)$ and $\hat{e}_{\text{switch}}(f)$ when \mathcal{F} is the class of linear models, regularized linear models, or linear models in a reproducing kernel Hilbert space (RKHS). For Sections 6.2, 6.3, and 6.4, we assume that $\mathcal{X} \subset \mathbb{R}^p$ for $p \in \mathbb{Z}^+$, we assume that $\mathcal{Y} \subset \mathbb{R}^1$, and we set L equal to the squared error loss function $L(f, (y, x)) = (y - f(x))^2$.

Throughout this section, we assume that $0 < \min_{f \in \mathcal{F}} \hat{e}_{\text{orig}}(f) \leq \epsilon$, otherwise $\widehat{MCR}_-(\epsilon)$ and $\widehat{MCR}_+(\epsilon)$ are not well defined.

6.1 General binary search procedure

We present a binary search procedure for lower bounding $\widehat{MCR}_-(\epsilon)$ in section 6.1.1. A similar procedure holds for upper bounding $\widehat{MCR}_+(\epsilon)$, which we briefly present in Appendix A.3. Almost all of the results shown in Sections 6.1.1 and A.3 also hold if we replace \hat{e}_{switch} with \hat{e}_{divide} throughout (see Eq 3.2), including in the definition of \widehat{MR} . The exception is Remark 12, below, which we may still expect to approximately hold if we replace \hat{e}_{switch} with \hat{e}_{divide} .

6.1.1 Binary search for $\widehat{MCR}_-(\epsilon)$

Before describing our binary search procedure, we introduce additional notation used in this section. Given a constant $\gamma \in \mathbb{R}$ and prediction model $f \in \mathcal{F}$, we define the linear combination $h_{-\gamma}$, and its minimizers (e.g., $g_{-\gamma, \mathcal{F}}$), as

$$h_{-\gamma}(f) := \gamma \hat{e}_{\text{orig}}(f) + \hat{e}_{\text{switch}}(f), \quad \text{and} \quad g_{-\gamma, \mathcal{F}} \in \arg \min_{f \in \mathcal{F}} h_{-\gamma}(f).$$

Our goal in this section is derive a lower bound for $\widehat{MCR}_-(\epsilon)$ by minimizing a series of objective functions in the form of $h_{-\gamma}$. As in Eq 3.4, we do not require that $h_{-\gamma}$ is uniquely minimized so long as $g_{-\gamma}$ achieves this minimum. We frequently use the abbreviated notation $g_{-\gamma}$ when \mathcal{F} is clear from context.

Given an observed sample, we define the following condition for a value $\gamma \in \mathbb{R}$:

Condition 8. $h_{-\gamma}(g_{-\gamma}) \geq 0$ and $\hat{e}_{\text{orig}}(g_{-\gamma}) \leq \epsilon$.

Equipped with this notation, we can develop a procedure to lower bound $\widehat{MCR}_-(\epsilon)$. Lemma 9, below, tells us conditions on γ under which $\widehat{MCR}_-(\epsilon)$ is lower bounded by $\epsilon^{-1}h_{-\gamma}(g_{-\gamma}) - \gamma$. Lemma 10, below, tells us that the tightest such boundary occurs when γ is as low as possible while still satisfying Condition 8. These results, in combination with other monotonicity results in Lemma 10, imply that we can use a binary search across $\gamma \in \mathbb{R}$ to tighten the boundary on $\widehat{MCR}_-(\epsilon)$ resulting from Lemma 9. We illustrate some of these results in Figures 1-3.

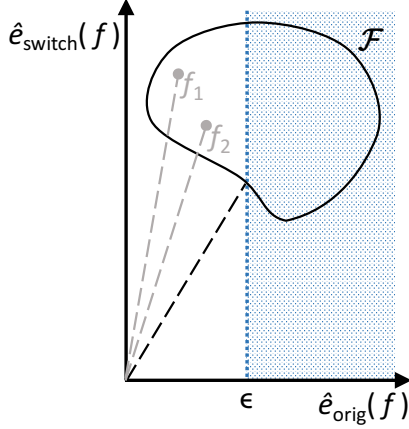


Figure 1: Geometric Representation of $\widehat{MCR}_-(\epsilon)$ – Above we show an example of a hypothetical model class \mathcal{F} , marked by the enclosed region. For each model $f \in \mathcal{F}$, the x-axis shows $\hat{e}_{\text{orig}}(f)$ and the y-axis shows $\hat{e}_{\text{switch}}(f)$. We mark two arbitrary models within \mathcal{F} as f_1 and f_2 . The slopes of the lines connecting the origin to f_1 and f_2 are equal to $\widehat{MR}(f_1)$ and $\widehat{MR}(f_2)$ respectively. The blue dotted region marks models outside of $\widehat{\mathcal{R}}(\epsilon, \mathcal{F})$. The black dashed line has a slope equal to the lowest possible value of $\widehat{MR}(f)$ for $f \in \widehat{\mathcal{R}}(\epsilon, \mathcal{F})$, i.e., $\widehat{MCR}_-(\epsilon)$. Our goal is to approximate the slope of this black dashed line.

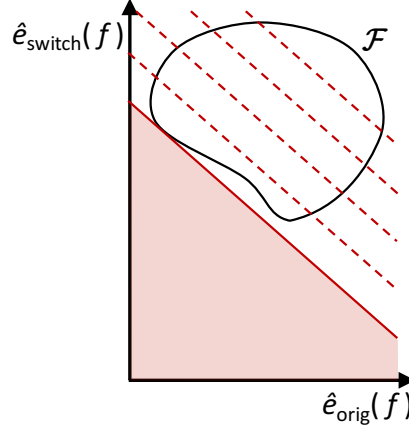


Figure 2: Minimizing Linear Combinations – Consider the linear combination $h_{-, \gamma}(f) = \gamma \hat{e}_{\text{orig}}(f) + \hat{e}_{\text{switch}}(f)$ for $\gamma = 1$. Above, contour lines of $h_{-, \gamma}$ are shown in red. The solid red line indicates the smallest possible value of $h_{-, \gamma}$ across $f \in \mathcal{F}$. Specifically, its y-intercept equals $\min_{f \in \mathcal{F}} h_{-, \gamma}(f)$. If we can determine this minimum, we can determine a linear border constraint on \mathcal{F} , i.e., we will know that no points corresponding to models $f \in \mathcal{F}$ may lie in the shaded region above. Additionally, if $\min_{f \in \mathcal{F}} h_{-, \gamma}(f) \geq 0$ and $\min_{f \in \mathcal{F}} \hat{e}_{\text{orig}}(f) > 0$ (see Lemma 9), then we know that the origin is excluded by this border constraint.

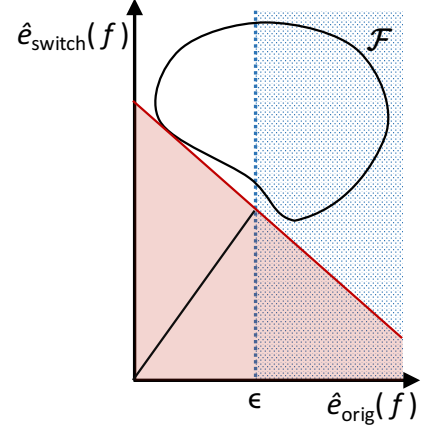


Figure 3: Combining Constraints – Combining the two constraints from Figures 1 & 2, we see that points in $\widehat{\mathcal{R}}(\epsilon, \mathcal{F})$ must lie in the white, unshaded region above. Thus, as long as the unshaded region does not include the origin, the slope of the dashed black line in Figure 1 must be at least as high as that of the solid black line in Figure 3. As a result, the slope of the black line in Figure 3 is a lower bound for $\widehat{MCR}_-(\epsilon)$. This slope is also equal to the left-hand side of Eq 6.1. Changing γ will change the slope of the border constraint from Figure 2, which can tighten the lower bound shown above.

Lemma 9. (Lower bound for $\widehat{MCR}_-(\epsilon)$) If $\gamma \in \mathbb{R}$ satisfies $h_{-, \gamma}(g_{-, \gamma}) \geq 0$, then

$$\frac{h_{-, \gamma}(g_{-, \gamma})}{\epsilon} - \gamma \leq \widehat{MCR}_-(\epsilon). \quad (6.1)$$

Further, if γ additionally satisfies Condition 8, and at least one of the inequalities in Condition 8 holds with equality, then Eq 6.1 holds with equality, and $\widehat{MR}(g_{-, \gamma}) = \widehat{MCR}_-(\epsilon)$.

Lemma 10. (Monotonicity for $\widehat{MCR}_-(\epsilon)$ binary search) the following monotonicity results hold:

1. $h_{-, \gamma}(g_{-, \gamma})$ is monotonically increasing in γ .
2. $\hat{e}_{\text{orig}}(g_{-, \gamma})$ is monotonically decreasing in γ .
3. $\left\{ \frac{h_{-, \gamma}(g_{-, \gamma})}{\epsilon} - \gamma \right\}$ is monotonically decreasing in γ in the range where $\hat{e}_{\text{orig}}(g_{-, \gamma}) \leq \epsilon$, and increasing otherwise.

Theorem 9 gives conditions under which the boundary for $\widehat{MCR}_-(\epsilon)$ holds exactly. When these conditions are not met at any time during the binary search, the tightness of the boundaries obtained can be checked by comparing against the model reliance of a model known to have an empirical loss below ϵ .

Next we present a simple condition under which the binary search for values of γ can be restricted to the nonnegative real line. This result substantially extends the computational tractability of our approach, as minimizing $h_{\gamma,-}$ for $\gamma \geq 0$ is equivalent to minimizing a reweighted empirical loss:

$$h_{-\gamma}(f) = \gamma \hat{e}_{\text{orig}}(f) + \hat{e}_{\text{switch}}(f) = \sum_{i=1}^n \sum_{j=1}^n w_{ij} L\{f, (\mathbf{y}_{[i]}, \mathbf{X}_{1[j,\cdot]}, \mathbf{X}_{2[i,\cdot]})\}, \quad (6.2)$$

where $w_{ij} = \frac{\gamma 1(i=j)}{n} + \frac{1(i \neq j)}{n(n-1)} \geq 0$. Given \mathcal{F} and L , we consider the condition that

Condition 11. For any distribution D satisfying $X_1 \perp_D (X_2, Y)$, there exists a function f_D satisfying

$$\mathbb{E}_D L\{f_D, (Y, X_1, X_2)\} = \min_{f \in \mathcal{F}} \mathbb{E}_D L\{f, (Y, X_1, X_2)\},$$

and

$$f_D(x_1^{(a)}, x_2) = f_D(x_1^{(b)}, x_2) \text{ for any } x_1^{(a)}, x_1^{(b)} \in \mathcal{X}_1 \text{ and } x_2 \in \mathcal{X}_2. \quad (6.3)$$

Intuitively, Condition 11 states that whenever X_1 contains no relevant information, there will exist a best-in-class model $f_D \in \mathcal{F}$ that is not influenced by X_1 in any way.

Remark 12. (Convexity for $\widehat{MCR}_-(\epsilon)$ binary search) Assume that the loss $L\{f, (Y, X_1, X_2)\}$ depends on the covariates (X_1, X_2) only via the prediction function f , i.e., $L\{f, (y, x_1^{(a)}, x_2^{(a)})\} = L\{f, (y, x_1^{(b)}, x_2^{(b)})\}$ whenever $f(x_1^{(a)}, x_2^{(a)}) = f(x_1^{(b)}, x_2^{(b)})$. If \mathcal{F} and L satisfy Condition 11, and if $\gamma = 0$, then any function $g_{-\gamma}$ minimizing $h_{-\gamma}$ must also satisfy $\widehat{MR}(g_{-\gamma}) \leq 1$.

The implication of Remark 12 is that, when the conditions of Remark 12 are met, the search region for γ can be limited to the nonnegative real line. To see this, recall that we can tighten the boundary in Lemma 9 by conducting a binary search for the smallest value of γ that satisfies Condition 8. If $\hat{e}_{\text{orig}}(g_{-,0}) > \epsilon$, then setting γ equal to 0 does not satisfy Condition 8, and the search for γ may ignore the range of values below 0. If $\hat{e}_{\text{orig}}(g_{-,0}) \leq \epsilon$, then Remark 12 and the definition of $\widehat{MCR}_-(\epsilon)$ together imply that $\widehat{MCR}_-(\epsilon) \leq \widehat{MR}(g_{-,0}) \leq 1$. For most interpretational purposes, it is sufficient to conclude that $\widehat{MCR}_-(\epsilon) \leq 1$, as discussed in Section 9.3.

Because of the fixed pairing structure used in \hat{e}_{divide} , Remark 12 will not necessarily hold if we replace \hat{e}_{switch} with \hat{e}_{divide} throughout (see Appendix B.8.3). However, since \hat{e}_{divide} approximates \hat{e}_{switch} , we can expect Remark 12 to hold approximately. The bound from Eq 6.1 also remains valid if we replace \hat{e}_{switch} with \hat{e}_{divide} throughout, regardless of Remark 12, although in some cases it may not be as tight.

6.2 Linear models

In this section we consider the class of linear models

$$\mathcal{F}_{\text{lm}} := \{f_\beta : f_\beta(x) = x' \beta, \quad \beta \in \mathbb{R}^p\}.$$

Calculating $MCR_-(\epsilon)$ and $MCR_+(\epsilon)$ according to the method proposed in Section 6.1 requires us to be able to minimize arbitrary linear combinations of $\hat{e}_{\text{orig}}(f_\beta)$ and $\hat{e}_{\text{switch}}(f_\beta)$. For any $f_\beta \in \mathcal{F}_{\text{lm}}$ and $\xi_{\text{orig}}, \xi_{\text{switch}} \in \mathbb{R}$, we can show that the linear combination $\xi_{\text{orig}} \hat{e}_{\text{orig}}(f_\beta) + \xi_{\text{switch}} \hat{e}_{\text{switch}}(f_\beta)$ is proportional in β to the quadratic function $-2\mathbf{q}'\beta + \beta' \mathbf{Q} \beta$, where

$$\mathbf{Q} := \xi_{\text{orig}} \mathbf{X}' \mathbf{X} + \xi_{\text{switch}} \begin{bmatrix} \mathbf{X}'_1 \mathbf{X}_1 & \mathbf{X}'_1 \mathbf{W} \mathbf{X}_2 \\ \mathbf{X}'_2 \mathbf{W} \mathbf{X}_1 & \mathbf{X}'_2 \mathbf{X}_2 \end{bmatrix}, \quad \mathbf{q} := \left(\xi_{\text{orig}} \mathbf{y}' \mathbf{X} + \xi_{\text{switch}} \begin{bmatrix} \mathbf{X}'_1 \mathbf{W} \mathbf{y} \\ \mathbf{X}'_2 \mathbf{y} \end{bmatrix} \right)',$$

and $\mathbf{W} := \frac{1}{n-1}(\mathbf{1}_n \mathbf{1}'_n - \mathbf{I}_n)$. Thus, minimizing $\xi_{\text{orig}} \hat{e}_{\text{orig}}(f_\beta) + \xi_{\text{switch}} \hat{e}_{\text{switch}}(f_\beta)$ is equivalent to an unconstrained, non-convex quadratic program.

To show this, we apply Theorem 7 to see that

$$\begin{aligned}
& \xi_{\text{orig}} \hat{e}_{\text{orig}}(f_\beta) + \xi_{\text{switch}} \hat{e}_{\text{switch}}(f_\beta) \\
&= \frac{\xi_{\text{orig}}}{n} \|\mathbf{y} - \mathbf{X}\beta\|_2^2 + \xi_{\text{switch}} \hat{e}_{\text{switch}}(f_\beta) \\
&= \frac{\xi_{\text{orig}}}{n} (\mathbf{y}'\mathbf{y} - 2\mathbf{y}'\mathbf{X}\beta + \beta'\mathbf{X}'\mathbf{X}\beta) \\
&\quad + \frac{\xi_{\text{switch}}}{n} \left\{ \mathbf{y}'\mathbf{y} - 2 \begin{bmatrix} \mathbf{X}'_1 \mathbf{W} \mathbf{y} \\ \mathbf{X}'_2 \mathbf{y} \end{bmatrix}' \beta + \beta' \begin{bmatrix} \mathbf{X}'_1 \mathbf{X}_1 & \mathbf{X}'_1 \mathbf{W} \mathbf{X}_2 \\ \mathbf{X}'_2 \mathbf{W} \mathbf{X}_1 & \mathbf{X}'_2 \mathbf{X}_2 \end{bmatrix} \beta \right\} \\
&\propto_\beta -2\mathbf{q}'\beta + \beta'\mathbf{Q}\beta.
\end{aligned} \tag{6.4}$$

6.3 Regularized linear models

Next, we build on the results of Section 6.2 to calculating $MCR_-(\epsilon)$ and $MCR_+(\epsilon)$ for regularized linear models. We consider the quadratically constrained subset of \mathcal{F}_{lm} , determined by

$$\mathcal{F}_{\text{lm}, r_{\text{lm}}} := \{f_\beta : f_\beta(x) = x'\beta, \quad \beta \in \mathbb{R}^p, \quad \beta'\mathbf{M}_{\text{lm}}\beta \leq r_{\text{lm}}\}, \tag{6.5}$$

where \mathbf{M}_{lm} and r_{lm} are pre-specified.

6.3.1 Calculating MCR

As in Section 6.2, calculating MCR requires us to be able to minimize linear combinations $\xi_{\text{orig}} \hat{e}_{\text{orig}}(f_\beta) + \xi_{\text{switch}} \hat{e}_{\text{switch}}(f_\beta)$ across $f_\beta \in \mathcal{F}_{\text{lm}, r_{\text{lm}}}$ for arbitrary $\xi_{\text{orig}}, \xi_{\text{switch}} \in \mathbb{R}$. Applying Eq 6.4, we can again equivalently minimize $-2\mathbf{q}'\beta + \beta'\mathbf{Q}\beta$ subject to the constraint in Eq 6.5:

$$\begin{aligned}
& \text{minimize} && -2\mathbf{q}'\beta + \beta'\mathbf{Q}\beta \\
& \text{subject to} && \beta'\mathbf{M}_{\text{lm}}\beta \leq r_{\text{lm}}.
\end{aligned} \tag{6.6}$$

The resulting optimization problem is a quadratic program with one quadratic constraint (QP1QC). This problem is well studied, and is related to the trust region problem (Boyd and Vandenberghe, 2004; Pólik and Terlaky, 2007; Park and Boyd, 2017).

6.3.2 Upper bounding the loss

One benefit of constraining the coefficient vector ($\beta'\mathbf{M}_{\text{lm}}\beta \leq r_{\text{lm}}$) is that it facilitates determining an upper bound B_{ind} on the loss function $L(f_\beta, (y, x)) = (y - x'\beta)^2$ (see Assumption 2). A sufficient condition to determine B_{ind} is that

Condition 13. \mathbf{M}_{lm} is positive definite, Y is bounded within a known range, and there exists a known constant $r_{\mathcal{X}}$ such that $x'\mathbf{M}_{\text{lm}}^{-1}x \leq r_{\mathcal{X}}$ for all $x \in (\mathcal{X}_1 \times \mathcal{X}_2)$.

In practice, the bounds in Condition 13 can be approximated by the empirical distribution of X and Y . The motivation behind Condition 13 is to create complementary the constraints on X and β . For example, if \mathbf{M}_{lm} is diagonal, then the smallest elements of \mathbf{M}_{lm} correspond to directions along which β is least restricted. However, because these directions also correspond to the largest elements of $\mathbf{M}_{\text{lm}}^{-1}$, they are also the directions along which X is most restricted by Condition 13.

Under the constraints in Condition 13 and Eq 6.6, we can construct an upper bound on $L(f_\beta, (y, x)) = (y - x'\beta)^2$ by either maximizing or minimizing $x'\beta$. First, we consider the maximization problem

$$\max_{\beta, x \in \mathbb{R}^p} x'\beta \text{ subject to } x'\mathbf{M}_{\text{lm}}^{-1}x \leq r_{\mathcal{X}} \text{ and } \beta'\mathbf{M}_{\text{lm}}\beta \leq r_{\text{lm}}. \tag{6.7}$$

We can see that both constraints hold with equality at the solution to this problem. Next, we apply the change of variables $\tilde{x} = \frac{1}{\sqrt{r_{\mathcal{X}}}} \mathbf{D}^{-\frac{1}{2}} \mathbf{U}' x$ and $\tilde{\beta} = \frac{1}{\sqrt{r_{\text{lm}}}} \mathbf{D}^{\frac{1}{2}} \mathbf{U}' \beta$, where $\mathbf{U} \mathbf{D} \mathbf{U}' = \mathbf{M}_{\text{lm}}$ is the eigen-decomposition of \mathbf{M}_{lm} . We obtain

$$\max_{\beta, x \in \mathbb{R}^p} \tilde{x}' \tilde{\beta} \sqrt{r_{\mathcal{X}} r_{\text{lm}}} \text{ subject to } \tilde{x}' \tilde{x} = 1 \text{ and } \tilde{\beta}' \tilde{\beta} = 1,$$

which has an optimal objective value equal to $\sqrt{r_{\mathcal{X}} r_{\text{lm}}}$. By negating the objective in Eq 6.7, we see that the minimum possible value of $x' \beta$, subject to the constraints in Eq 6.6 and Condition 13, is found at $-\sqrt{r_{\mathcal{X}} r_{\text{lm}}}$. Thus, we know under Condition 13 that B_{ind} is less than or equal to

$$\max \left[\left\{ \left(\min_{y \in \mathcal{Y}} y \right) - \sqrt{r_{\mathcal{X}} r_{\text{lm}}} \right\}^2, \left\{ \left(\max_{y \in \mathcal{Y}} y \right) + \sqrt{r_{\mathcal{X}} r_{\text{lm}}} \right\}^2 \right].$$

6.4 Regression in a reproducing kernel Hilbert space (RKHS)

In Sections 6.2 and 6.3 we considered additive linear models. In this section we expand our scope of model classes by considering regression in a reproducing kernel Hilbert space (RKHS). We show how, as in Section 6.3, minimizing a linear combination of $\hat{e}_{\text{orig}}(f)$ and $\hat{e}_{\text{switch}}(f)$ across $f \in \mathcal{F}$ can be expressed as a QP1QC, which allows us to implement the binary search procedure of Section 6.1.

First we introduce notation required to describe regression in a RKHS. Let \mathbf{D} be a $(R \times p)$ matrix representing a pre-specified dictionary of R reference points, such that each row of \mathbf{D} is contained in $\mathcal{X} = \mathbb{R}^p$. Let k be a pre-specified positive definite kernel function. Let $\mathbf{K}_{\mathbf{D}}$ be the $R \times R$ matrix with $\mathbf{K}_{\mathbf{D}}[i, j] = k(\mathbf{D}_{[i, \cdot]}, \mathbf{D}_{[j, \cdot]})$. We consider prediction models of the form

$$\mathcal{F}_{\mathbf{D}, r_k} = \left\{ f_{\alpha} : f_{\alpha}(x) = \sum_{i=1}^R k(x, \mathbf{D}_{[i, \cdot]}) \alpha_{[i]}, \quad \|f_{\alpha}\|_k \leq r_k, \quad \alpha \in \mathbb{R}^R \right\},$$

where the norm $\|f_{\alpha}\|_k$ is defined as

$$\|f_{\alpha}\|_k := \sum_{i=1}^R \sum_{j=1}^R \alpha_{[i]} \alpha_{[j]} k(\mathbf{D}_{[i, \cdot]}, \mathbf{D}_{[j, \cdot]}) = \alpha' \mathbf{K}_{\mathbf{D}} \alpha. \quad (6.8)$$

6.4.1 Calculating MCR

Again, calculating $MCR_-(\epsilon)$ and $MCR_+(\epsilon)$ requires us to be able to minimize arbitrary linear combinations of $\hat{e}_{\text{orig}}(f_{\alpha})$ and $\hat{e}_{\text{switch}}(f_{\alpha})$.

Given a size- n sample of test observations $\mathbf{Z} = [\mathbf{y} \quad \mathbf{X}]$, let \mathbf{K}_{orig} be the $n \times R$ matrix with elements $\mathbf{K}_{\text{orig}}[i, j] = k(\mathbf{X}_{[i, \cdot]}, \mathbf{D}_{[j, \cdot]})$. Let $\mathbf{Z}_{\text{switch}} = [\mathbf{y}_{\text{switch}} \quad \mathbf{X}_{\text{switch}}]$ be the $(n(n-1)) \times (1+p)$ matrix with rows that contain the set $\{(\mathbf{y}_{[i]}, \mathbf{X}_{1[j]}, \mathbf{X}_{2[i]}) : i, j \in \{1, \dots, n\} \text{ and } i \neq j\}$. Finally, let $\mathbf{K}_{\text{switch}}$ be the $n(n-1) \times R$ matrix with $\mathbf{K}_{\text{switch}}[i, j] = k(\mathbf{X}_{\text{switch}[i, \cdot]}, \mathbf{D}_{[j, \cdot]})$.

For any two constants $\xi_{\text{orig}}, \xi_{\text{switch}} \in \mathbb{R}$, we show in Appendix A.4 that minimizing the linear combination $\xi_{\text{orig}} \hat{e}_{\text{orig}}(f_{\alpha}) + \xi_{\text{switch}} \hat{e}_{\text{switch}}(f_{\alpha})$ over $\mathcal{F}_{\mathbf{D}, r_k}$ is equivalent to the minimization problem

$$\text{minimize} \quad \frac{\xi_{\text{orig}}}{n} \|\mathbf{y} - \mathbf{K}_{\text{orig}} \alpha\|_2^2 + \frac{\xi_{\text{switch}}}{n(n-1)} \|\mathbf{y}_{\text{switch}} - \mathbf{K}_{\text{switch}} \alpha\|_2^2 \quad (6.9)$$

$$\text{subject to} \quad \alpha' \mathbf{K}_{\mathbf{D}} \alpha < r_k. \quad (6.10)$$

Like Problem 6.6, Problem 6.9-6.10 is a QP1QC (Boyd and Vandenberghe, 2004; Pólik and Terlaky, 2007; Park and Boyd, 2017). An upper bound on the loss $(y - f_{\alpha}(x))^2$ can be determined by following similar steps as in Section 6.3.2 (see Appendix A.5).

7 Illustrations with simulated data

To illustrate the concepts of MR, AR, and MCR, we consider a simulated sample where $X = (X_1, X_2) \in \mathbb{R}^2$, and $Y \in \{-1, 1\}$ is a binary group label. Our primary goal in this section is to build intuition for the differences between these three importance measures, and so we demonstrate them here only in a single sample. We focus on the empirical versions of our importance metrics (\widehat{MR} , \widehat{MCR}_- and \widehat{MCR}_+), and compare them against AR, which is typically interpreted as an in-sample measure (Breiman, 2001), or as an intermediate step to estimate an alternate importance measure in terms of variable rankings (Gevrey et al., 2003; Olden et al., 2004).

We simulate $X|Y = -1$ from an independent, bivariate normal distribution with means $\mathbb{E}(X_1|Y = 1) = \mathbb{E}(X_2|Y = -1) = 0$ and variances $\mathbb{V}(X_1|Y = 1) = \mathbb{V}(X_2|Y = -1) = \frac{1}{9}$. We simulate $X|Y = 1$ by drawing from the same bivariate normal distribution, and then adding the value of a random vector $(C_1, C_2) := (\cos(U), \sin(U))$, where U is a random variable uniformly distributed on the interval $[-\pi, \pi]$. Thus, (C_1, C_2) is uniformly distributed across the unit circle.

Given a prediction model $f : \mathcal{X} \rightarrow \mathbb{R}$, we use the sign of $f(X_1, X_2)$ as our prediction of Y . For our loss function, we use the hinge loss $L(f, (x, y)) = (1 - yf(x))_+$, where $(a)_+ = a$ if $a \geq 0$ and $(a)_+ = 0$ otherwise. The hinge loss function is often used as a convex approximation to the zero-one loss $L(f, (x, y)) = 1[y \neq \text{sign}\{f(x)\}]$.

We simulate a sample of size 600 from the data generating process described above. Then, for the class of models used to predict Y , we consider the set of degree-3 polynomial classifiers

$$\begin{aligned} \mathcal{F}_{d3} = \{f_{\theta} : f_{\theta}(x_1, x_2) = & \theta_{[1]} + \theta_{[2]}x_1 + \theta_{[3]}x_2 \\ & + \theta_{[4]}x_1^2 + \theta_{[5]}x_2^2 + \theta_{[6]}x_1x_2 \\ & + \theta_{[7]}x_1^3 + \theta_{[8]}x_2^3 + \theta_{[9]}x_1^2x_2 + \theta_{[10]}x_1x_2^2; \|\theta_{[-1]}\|_2^2 \leq r_{d3}\}, \end{aligned}$$

where we set r_{d3} to the value that minimizes the 10-fold cross-validated loss in a subsample of size 300. Let \mathcal{A}_{d3} be the algorithm that minimizes the hinge loss over the (convex) feasible region $\{f_{\theta} : \|\theta_{[-1]}\|_2^2 \leq r_{d3}\}$. We then calculate empirical AR, MR, and MCR using the remaining, ‘‘held-out’’ 300 observations. All of the subsequent calculations in this section are derived from these ‘‘held-out’’ observations, which are shown in the first two panels of Figure 4.

We begin by considering the AR of \mathcal{A}_{d3} on X_1 . Calculating AR requires us to fit two separate models, first using all of the data to train our model, and then again using only X_2 . We refer to these models as \hat{f}_{best} and \hat{f}_2 respectively, and show their classification boundaries in Panel 1 of Figure 4 by the black dotted line and the blue dashed lines. Comparing the loss associated with these two models gives one form of AR – an estimate of the necessity of X_1 for algorithm \mathcal{A}_{d3} . Alternatively, to estimate the sufficiency of X_1 , we can compare the best-in-sample classifier (the black dotted line) against the model resulting from retraining algorithm \mathcal{A}_{d3} only using X_1 . We refer to this third model as \hat{f}_1 , and show its classification boundary by the solid blue lines in Figure 4.

Each of the classifiers in Panel 1 of Figure 4 can also be evaluated for its reliance on X_1 , as shown in Panel 3 of Figure 4. Here, we use \hat{e}_{divide} in our calculation of \widehat{MR} (see Eq 3.2). Unsurprisingly, the classifier fit without using X_1 (blue dashed line) has a model reliance of $\widehat{MR}(\hat{f}_2) = 1$. The best-in-sample classifier (dotted black line) has a model reliance of $\widehat{MR}(\hat{f}_{\text{best}}) = 3.18$. These values of \widehat{MR} each have an interpretation contained to a single model – they compare the model’s behavior under different data distributions, rather than the AR approach of comparing different models’ behavior on the same data distribution.

We illustrate MCR in Panel 2 of Figure 4. In contrast to AR, MCR is only ever a function of well performing prediction models. Here, we define the empirical Rashomon set of well-performing models $\hat{\mathcal{R}}(\epsilon, \mathcal{F}_{d3})$ by setting ϵ at a value 10% above the best-in-sample loss. We show the classification boundary associated with 15 well-performing models contained in $\hat{\mathcal{R}}(\epsilon, \mathcal{F}_{d3})$ by the gray solid lines. To evaluate MCR, we apply a combination of heuristic solvers from the `dfoptim` and `optimr` packages in R to minimize linear combinations of $\hat{e}_{\text{orig}}(f_{\theta})$ and $\hat{e}_{\text{divide}}(f_{\theta})$, as described in Section 6.1. This results in approximate MCR bounds, based on Lemmas 9 & 17. We also show two of the models in $\hat{\mathcal{R}}(\epsilon, \mathcal{F}_{d3})$ that respectively attain an empirical model reliance within 0.5% of these approximate bounds, i.e., models that approximately attain the highest and lowest possible reliance on X_1 . We denote these models as $\hat{f}_{+, \epsilon}$ and $\hat{f}_{-, \epsilon}$, and mark them by the solid green

Example: AR, MCR & MR for polynomial classifiers

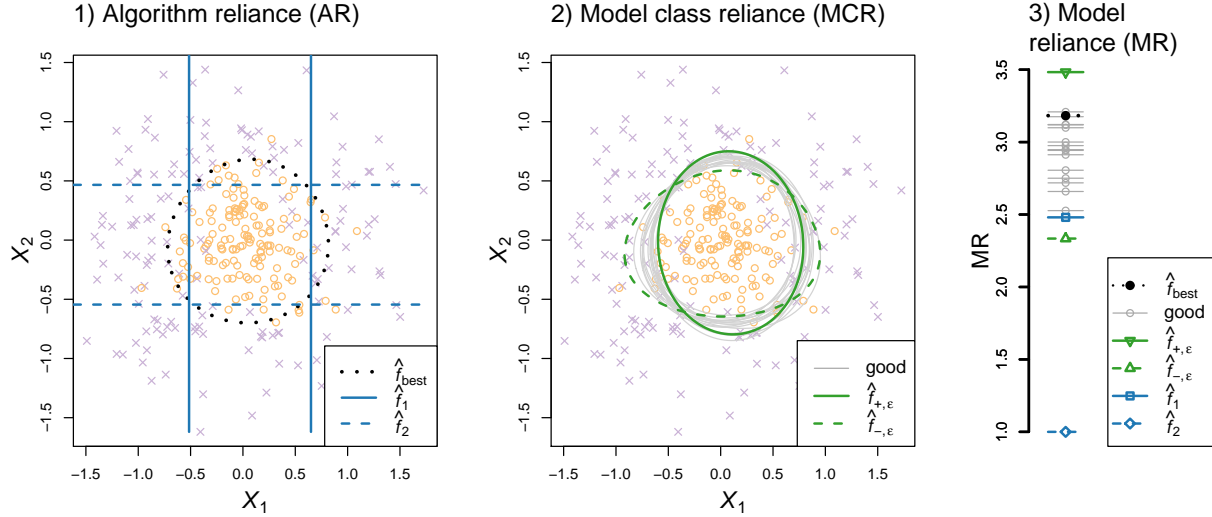


Figure 4: Example of AR, MCR & MR for polynomial classifiers – Panel 1 shows 300 draws from a simulated dataset, with the observed classification of each data point marked by “x” for $Y = 1$, and “o” for $Y = -1$. Classification boundaries for \hat{f}_{best} , \hat{f}_1 , and \hat{f}_2 are shown by the dotted, solid, and dashed lines respectively. For each classifier, points falling within the enclosed region receive a prediction of $Y = -1$, and points falling outside of the enclosed region receive a prediction of $Y = 1$. The models \hat{f}_{best} , \hat{f}_1 , and \hat{f}_2 are respectively obtained by minimizing the hinge loss using both X_1 and X_2 as input, using only X_1 , and using only X_2 . Panel 2 shows the same simulated observations, along with classification boundaries for 15 well-performing models from the Rashomon set $\hat{\mathcal{R}}(\epsilon, \mathcal{F}_{d3})$, marked with solid gray lines. Panel 2 also shows classification boundaries from $\hat{f}_{+, \epsilon}$ and $\hat{f}_{-, \epsilon}$, which approximately attain the highest and lowest reliance on X_1 respectively, among models in $\hat{\mathcal{R}}(\epsilon, \mathcal{F}_{d3})$. Panel 3 shows the empirical model reliance on X_1 for each of the models in Panels 1 & 2.

and dashed green lines respectively. For every model shown in Panel 2, we also mark its model reliance in Panel 3. We can then see from Panel 3 that \widehat{MR} for each model in $\hat{\mathcal{R}}(\epsilon, \mathcal{F}_{d3})$ is contained between $\widehat{MR}(\hat{f}_{-, \epsilon})$ and $\widehat{MR}(\hat{f}_{+, \epsilon})$, up to a small approximation error.

8 Data analysis - the criminal justice system

Evidence suggests that bias exists among judges and prosecutors in the criminal justice system (Spohn, 2000; Blair et al., 2004; Paternoster and Brame, 2008; Danziger et al., 2011). In an aim to counter this bias, machine learning models trained to predict recidivism are increasingly being used to inform judges’ decisions on pretrial release, sentencing, and parole (Angwin et al., 2016). Ideally, prediction models can avoid human bias and provide judges with empirically tested tools. But prediction models can also mirror the biases of the society that generates their training data, mistaking selectively collected data for reality. In the case of recidivism, if arrest rates across socioeconomic groups are not representative of underlying crime rate (Beckett et al., 2006; Ramchand et al., 2006; U.S. Department of Justice - Civil Rights Division, 2016), then bias can be created in both (1) the outcome variable, future crime, which is measured imperfectly via arrests or convictions, and (2) the covariates, which include the number of prior convictions on a defendant’s record (Corbett-Davies et al., 2016; Lum and Isaac, 2016). Over-reliance on model-based decision tools poses the danger of perpetuating bias and discrimination at scale. Further, when a prediction model’s behavior and mechanisms are an opaque black box, the model can evade scrutiny, and fail to offer recourse or explanations to individuals rated as “high risk.”

The issue we focus on in this section is that of transparency in prediction models. Given a recidivism

Admissible variables	Inadmissible variables
juvenile misdemeanor count,	sex,
juvenile felony count,	race (indicator variables):
other juvenile priors count,	Caucasian (intercept),
total prior count,	African-American,
indicator of felony charge (versus misdemeanor),	Asian,
age at screening, with linear spline points at:	Hispanic,
20, 25, 30, and 40.	Native American,
	Other.

Table 1: Covariates used from the Broward County criminal records dataset

prediction model, we ask: how much does this model rely on race, sex, age, prior record, or charge severity, in order to predict well (MR, Section 3.1)? Comparing a given prediction model to similar models, we ask: how much, or how little, could any model from a pre-specified class rely on these variables while still performing well (MCR, Section 3.3)? We also consider the more conventional approach of algorithm reliance, i.e., how much would the performance of a model-fitting algorithm suffer if the information in these variables was removed (AR, Section 3.2)? For each question, we consider reliance defined in terms of in-sample prediction accuracy, using the empirical forms of MR, MCR and AR.

We analyze a dataset curated by ProPublica, of 6,216 defendants from Broward County, Florida (Larson et al., 2016). The outcome of interest is an indicator of 2-year recidivism. Of the available covariates, we consider 5 variables which we refer to as “admissible.” These variables describe an individual’s age, their prior record, and the severity of the current charge. We also consider two variables which we refer to as “inadmissible,” an individual’s race (categorical) and sex (see Table 1). To answer the above questions, we compute the empirical MR, AR, and MCR on (1) all admissible variables, and on (2) all inadmissible variables.

As in Section 7, we define MR in terms of the hinge loss $L(f, (y, x)) = (1 - yf(x))_+$. We evaluate MR of a hypothetical linear classifier f_{θ^*} from the model class $\mathcal{F}_{d1} = \{f_{\theta} : f_{\theta}(x) = \theta_{[1]} + x'\theta_{[-1]}; \theta \in \mathbb{R}^{p+1}; \|\theta_{[-1]}\|_2^2 \leq r_{d1}\}$, where we determine r_{d1} and f_{θ^*} by 50-fold cross-validation to optimally fit a subset \mathcal{S} of 1,000 observations. We define \mathcal{A}_{d1} as the model-fitting algorithm that minimizes empirical hinge loss among models in \mathcal{F}_{d1} , subject to the constraint that any input variable with variance equal to zero must have a coefficient of zero. In the held-out 5,216 observations, we then estimate the expected loss for f_{θ^*} , the model reliance for f_{θ^*} , the algorithm reliance for \mathcal{A}_{d1} , and the model class reliance for \mathcal{F}_{d1} . To calculate AR, we train \mathcal{A}_{d1} on the data subset \mathcal{S} , and evaluate its performance in the held-out observations. In calculating MCR we set ϵ set equal to 1.05 times the cross-validated error of the fitting algorithm \mathcal{A}_{d1} on the data subset \mathcal{S} . We compute MCR using the same approximations as in Section 7, based on the binary search procedure in Section 6.

In addition, we compute empirical MCR for the imputation residual of the inadmissible variables, after imputing their values based on admissible variables. As described in Section 3.4, this approximates the range of reliances on inadmissible variables among models that do not ignore admissible variables. We train imputation models on the data subset \mathcal{S} , using linear regression for continuous covariates, and multinomial logistic regression for categorical or binary variables. For categorical and binary variables, we define imputation residuals as the difference between the indicator of class membership and the imputed membership probability. We implement the same procedure to estimate MCR for the imputation residual of the admissible variables, after imputing their values based on inadmissible variables.

Figure 5 shows the results of our analysis. We find that, overall, well-performing models may rely more heavily on admissible variables than on inadmissible variables, although a wide range of reliances are possible. For the specific model f_{θ^*} , the hold-out loss is $\hat{e}_{\text{orig}}(f_{\theta^*}) = 0.74$. The empirical model reliance of f_{θ^*} on admissible variables is 1.40, exceeding the empirical reliance of f_{θ^*} on inadmissible variables, which is equal to 1.01. This means that the loss of f_{θ^*} will increase by a factor of 1.40 if the information in admissible variables is removed, but it will increase by only a factor of 1.01 if the information in inadmissible variables is removed. The algorithm \mathcal{A}_{d1} similarly has a higher empirical reliance on admissible variables than on inadmissible variables. From the empirical MCR measures, we find that any linear classifier in \mathcal{F}_{d1} cannot rely heavily on inadmissible information while still achieving an in-sample prediction loss below ϵ , and may

Empirical AR, MR & MCR for Broward County criminal records dataset

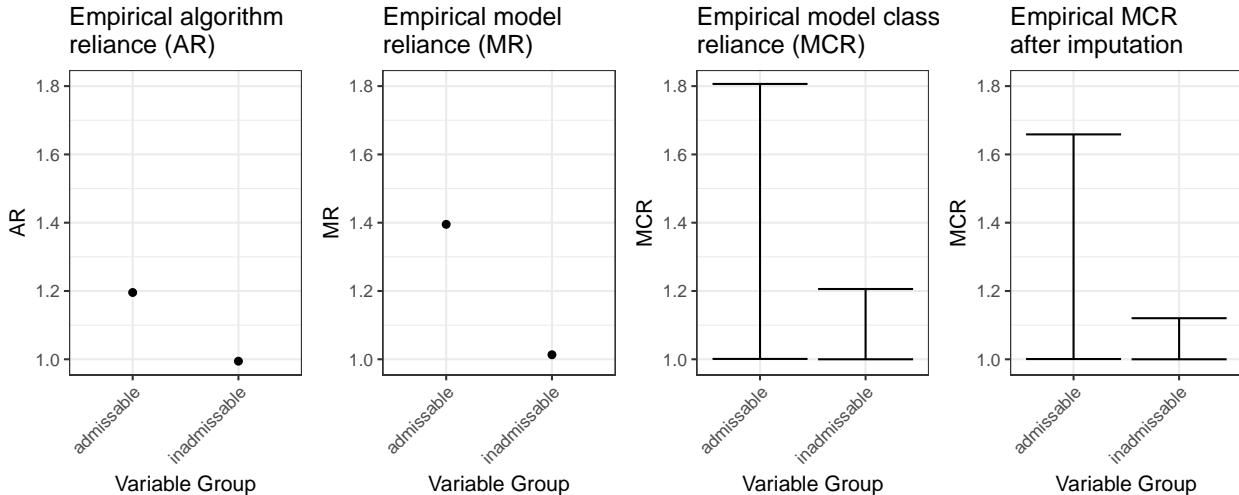


Figure 5: Empirical MR, AR, and MCR for Broward County criminal records dataset – Each measure is defined as a ratio, comparing against the standard empirical loss against the loss when the variable of interest is randomly reassigned. For example, in the 2nd panel, the reliance of 1.40 on admissible variables indicates that the loss for the model f_{θ^*} increases by a factor of 1.40 if the information in the admissible variables is removed by a switch operation (see Section 3.1). In the 3rd panel, the range 1.00-1.21 indicates that any model with empirical loss below ϵ cannot suffer an increase in loss by more than a factor 1.21 if the information in inadmissible variables is removed. The 4th panel shows MCR for the imputation residual of the variable groups in Table 1.

even have no reliance on inadmissible information (i.e., MR equal to 1). The 4th panel of Figure 5 shows MCR for the imputation residual of the variable groups in Table 1, which, as expected, are lower than the MCR results in the 3rd panel. These results suggest that explicit model reliance on inadmissible information is unnecessary for prediction accuracy, in addition to being unjust.

One important caveat is that models with no explicit reliance on race may instead rely on proxy variables that are correlated with race. In our dataset, prior misdemeanor convictions may act as such a proxy. A prior crime will only be observed in our dataset if it results in an arrest and a conviction. If comparable crimes committed by individuals in different socioeconomic groups also differ in how likely they are to result in an arrest, this will lead to a systematic missing data problem (Corbett-Davies et al., 2016; Lum and Isaac, 2016). Evidence suggests that arrest rate disparities exist, particularly for misdemeanors and drug-related offenses (Beckett et al., 2006; Ramchand et al., 2006; U.S. Department of Justice - Civil Rights Division, 2016; Lum and Isaac, 2016), and so prior record may function partially as a proxy for race. A deeper analysis would benefit from subdividing the offense types in a defendant’s prior record, which is not fully possible in the dataset we use here. An additional caveat discussed by Kleinberg et al. (2016); Corbett-Davies et al. (2016) is that the fairness of a prediction model can be quantified according to multiple definitions, and that different definitions often form competing objectives.

9 Discussion

9.1 The role of overfitting, optimization, and the performance threshold ϵ

In Theorem 5, we derive probabilistic MCR bounds that depend on a limit for the complexity of the \mathcal{F} . Higher complexity leads to weaker boundaries, reflecting the ability of a more flexible model class to overfit to the sample.

In contrast, the bounds in Theorem 3 (and Corollary 4) depend on being able to fully optimize MR across sets in the form of $\hat{\mathcal{R}}(\epsilon, \mathcal{F})$, and place no explicit limit on the complexity of \mathcal{F} . Here, if we allow our model class \mathcal{F} to become more flexible, then the size of $\hat{\mathcal{R}}(\epsilon, \mathcal{F})$ will also naturally increase. Because the bounds in Theorem 3 result from optimizing over $\hat{\mathcal{R}}(\epsilon, \mathcal{F})$, increasing the size of $\hat{\mathcal{R}}(\epsilon, \mathcal{F})$ results in wider, more conservative bounds. In this way, our optimization procedure implicitly captures model class complexity, and so we do not require an explicit complexity description such as a covering number.

Potential overfitting should also be accounted for when determining ϵ . The results we present here assume a known loss level ϵ that is attained by at least one model in \mathcal{F} (Assumption 1). To inform this assumption, we can choose ϵ based on a probabilistic upper bound for $\min_{f \in \mathcal{F}} e_{\text{orig}}(f)$. One approach for this bound is to use tools from statistical learning theory, such as VC dimension (Bousquet et al., 2004). Another approach is to split a sample into training and test data; determine the model \hat{f} that minimizes the loss in the training data; and create a standard confidence interval based on the average loss of \hat{f} on the test dataset. Both of these approaches account for potential overfitting.

9.2 Connection between confidence intervals and Rashomon sets

Corollary 4 shows that Rashomon sets can be used to derive confidence intervals (CIs) for the MR of the best-in-class model(s). A similar approach can be used to create CIs for other summary descriptions of the best-in-class model(s).

To illustrate this approach, let $\phi : \mathcal{F} \rightarrow \mathbb{R}$ be a descriptor of interest for models in \mathcal{F} . For example, if f_{β} is the linear model $f_{\beta}(x) = x'\beta$, then ϕ may be defined as the norm of the associated coefficient vector (i.e., $\phi(f_{\beta}) = \|\beta\|_2^2$) or the prediction f_{β} would assign given a specific set of covariates x_{new} (i.e., $\phi(f_{\beta}) = f_{\beta}(x_{\text{new}})$). For simplicity, we assume that $\phi(f)$ can be determined exactly for any model $f \in \mathcal{F}$, and that there exists a model $f^* \in \mathcal{F}$ that uniquely minimizes the expected loss. The following remark will allow us to create confidence intervals for $\phi(f^*)$ based on empirical Rashomon sets. This remark can be seen as a simplified version of Corollary 4.

Remark 14. For a given value $\epsilon \in \mathbb{R}$, let $\hat{a}_-(\epsilon_4) := \min_{f \in \hat{\mathcal{R}}(\epsilon_4, \mathcal{F})} \phi(f)$ and $\hat{a}_+(\epsilon_4) := \max_{f \in \hat{\mathcal{R}}(\epsilon_4, \mathcal{F})} \phi(f)$, where $\epsilon_4 := \epsilon + B_{\text{ind}} \sqrt{\frac{\log(\delta^{-1})}{2n}}$. Let $f^* \in \arg \min_{f \in \mathcal{F}} e_{\text{orig}}(f)$ be a prediction model that attains the lowest possible expected loss. If $0 \leq L(f^*, (y, x_1, x_2)) \leq B_{\text{ind}}$ for any $y \in \mathcal{Y}$, $(x_1, x_2) \in (\mathcal{X}_1 \times \mathcal{X}_2)$, and if Assumption 1 holds for \mathcal{F} and ϵ , then

$$\mathbb{P}\{\phi(f^*) \in [\hat{a}_-(\epsilon_4), \hat{a}_+(\epsilon_4)]\} \geq 1 - \delta.$$

The proof uses Hoeffding's inequality to show that f^* is contained in $\hat{\mathcal{R}}(\epsilon_4, \mathcal{F})$ with high probability. The assumption that f^* uniquely minimizes $e_{\text{orig}}(f)$ over $f \in \mathcal{F}$ can be removed if we consider the following version of Remark 14:

Remark 15. For a given value $\epsilon \in \mathbb{R}$, let $\hat{a}_-(\epsilon_5) := \min_{f \in \hat{\mathcal{R}}(\epsilon_5, \mathcal{F})} \phi(f)$ and $\hat{a}_+(\epsilon_5) := \max_{f \in \hat{\mathcal{R}}(\epsilon_5, \mathcal{F})} \phi(f)$, where $\epsilon_5 := \epsilon + B_{\text{ind}} \sqrt{\frac{\log(2\delta^{-1})}{2n}}$. If $0 \leq L(f, (y, x_1, x_2)) \leq B_{\text{ind}}$ for any $y \in \mathcal{Y}$, $(x_1, x_2) \in (\mathcal{X}_1 \times \mathcal{X}_2)$, and $f \in \mathcal{R}(\epsilon, \mathcal{F})$, and if Assumption 1 holds for \mathcal{F} and ϵ , then

$$\mathbb{P}[\{\phi(f) : f \in \mathcal{R}(\epsilon, \mathcal{F})\} \subset [\hat{a}_-(\epsilon_5), \hat{a}_+(\epsilon_5)]] \geq 1 - \delta.$$

Coker et al. (2017) consider optimizing over empirical Rashomon sets for a wide range of descriptors ϕ and model classes \mathcal{F} . For special cases, the authors discuss connections to classic confidence intervals, and to profile likelihood intervals. For example, a standard confidence interval for a linear regression coefficient can also be described in terms of the set of models that predict well in a sample. However, Coker et al. (2017) focus on the empirical interpretation of these sets as the range of model descriptions associated with strong in-sample performance, rather than on inference for the set of models with strong expected out-of-sample performance.

The discussion in this section does not strictly generalize Theorem 3 and Corollary 4 because of the simplifying assumption that $\phi(f)$ can be determined exactly for any model $f \in \mathcal{F}$. If we set $\phi(f) = MR(f)$,

then $\phi(f)$ cannot be determined exactly, and must be estimated with $\widehat{MR}(f)$. This estimation necessitates the additive correction terms \mathcal{Q}_1 and \mathcal{Q}_2 in Theorem 3 and Corollary 4.

9.3 Model reliance less than 1

While it is counterintuitive, it is possible for the expected loss of a prediction model to *increase* when the information in X_1 is removed. Roughly speaking, a “pathological” model f_{silly} may use the information in X_1 to “intentionally” misclassify Y , such that $e_{\text{switch}}(f_{\text{silly}}) < e_{\text{orig}}(f_{\text{silly}})$ and $MR(f_{\text{silly}}) < 1$. The model f_{silly} may even be included in a Rashomon set if it is still possible to predict Y sufficiently well from the information in X_2 .

However, in these cases there will often exist another model that outperforms f_{silly} , and that has MR equal to 1 (i.e., no reliance on X_1). To see this, consider the case where $\mathcal{F} = \{f_{\boldsymbol{\theta}} : \boldsymbol{\theta} \in \mathbb{R}^d\}$ is indexed by a parameter $\boldsymbol{\theta}$. Let $\boldsymbol{\theta}_{\text{silly}}$ and $\boldsymbol{\theta}^*$ be parameter values such that $f_{\boldsymbol{\theta}_{\text{silly}}}$ is equivalent to f_{silly} , and $f_{\boldsymbol{\theta}^*}$ is the best-in-class model. If $f_{\boldsymbol{\theta}^*}$ satisfies $MR(f_{\boldsymbol{\theta}^*}) > 1$ and if the model reliance function MR is continuous in $\boldsymbol{\theta}$, then there exists a parameter value $\boldsymbol{\theta}_1$ between $\boldsymbol{\theta}_{\text{silly}}$ and $\boldsymbol{\theta}^*$ such that $MR(f_{\boldsymbol{\theta}_1}) = 1$. Further, if the loss function L is convex in $\boldsymbol{\theta}$, then $e_{\text{orig}}(f_{\boldsymbol{\theta}^*}) \leq e_{\text{orig}}(f_{\boldsymbol{\theta}_1}) \leq e_{\text{orig}}(f_{\text{silly}})$, and any Rashomon set containing f_{silly} will also contain $f_{\boldsymbol{\theta}_1}$.

9.4 Ratios versus differences for MR definition

We choose our ratio-based definition of model reliance, $MR(f) = \frac{e_{\text{switch}}(f)}{e_{\text{orig}}(f)}$, so that the measure can be comparable across problems, regardless of the scale of Y . However, several existing works define VI measures in terms of differences (Strobl et al., 2008; Datta et al., 2016; Gregorutti et al., 2017), analogous to

$$MR_{\text{difference}}(f) := e_{\text{switch}}(f) - e_{\text{orig}}(f). \quad (9.1)$$

While this difference measure is less readily interpretable, it has several computational advantages. The mean, variance, and asymptotic distribution of the estimator $\widehat{MR}_{\text{difference}}(f) := \hat{e}_{\text{switch}}(f) - \hat{e}_{\text{orig}}(f)$ can be easily determined using results for U-statistics, without the use of the delta method. Estimates in the form of $\widehat{MR}_{\text{difference}}(f)$ will also be more stable when $\min_{f \in \mathcal{F}} e_{\text{orig}}(f)$ is small, relative to estimates for the ratio-based definition of MR. To improve interpretability, we may also normalize $MR_{\text{difference}}(f)$ by dividing by the variance of Y , which can be easily estimated without the use of models, as in Williamson et al. (2017).

Under the difference-based definition for MR (Eq 9.1), Theorem 3, Corollary 4, Theorem 5, will still hold under the following modified definitions of \mathcal{Q}_1 , \mathcal{Q}_2 and \mathcal{Q}_3 :

$$\begin{aligned} \mathcal{Q}_{1,\text{difference}} &:= \left(1 + \frac{1}{\sqrt{2}}\right) B_{\text{ind}} \sqrt{\frac{\log(6\delta^{-1})}{n}}, \\ \mathcal{Q}_{2,\text{difference}} &:= \left(1 + \frac{1}{\sqrt{2}}\right) B_{\text{ind}} \sqrt{\frac{\log(12\delta^{-1})}{n}}, \text{ and} \\ \mathcal{Q}_{3,\text{difference}} &:= B_{\text{ind}} \left\{ \sqrt{\frac{\log(8\delta^{-1}\mathcal{N}(\mathcal{F}, r\sqrt{2}))}{n}} + \sqrt{\frac{\log(8\delta^{-1}\mathcal{N}(\mathcal{F}, r))}{2n}} \right\} + 2r(\sqrt{2} + 1). \end{aligned}$$

Respectively replacing \mathcal{Q}_1 , \mathcal{Q}_2 , \mathcal{Q}_3 , MR , and \widehat{MR} with $\mathcal{Q}_{1,\text{difference}}$, $\mathcal{Q}_{2,\text{difference}}$, $\mathcal{Q}_{3,\text{difference}}$, $MR_{\text{difference}}$ and $\widehat{MR}_{\text{difference}}$ entails only minor changes to the corresponding proofs (see Appendices B.3, B.4, and B.5). The results will also hold if we relax Assumption 2 to allow $b_{\text{avg}} = 0$, as is suggested by the fact that b_{avg} and B_{avg} do not appear in $\mathcal{Q}_{1,\text{difference}}$, $\mathcal{Q}_{2,\text{difference}}$ or $\mathcal{Q}_{3,\text{difference}}$.

10 Conclusion

In this paper, we propose a taxonomy of variable importance (VI) measures in order to help clarify differences between existing measures, and to introduce novel measures. For the permutation-based model reliance (MR)

measure, we show that the conceptual framework of *iid* pairs and U-statistics can provide both the sampling distribution of the VI estimator, and interpretable descriptions of the estimand in terms of covariance matrices or causal effects. Building on MR, we propose model class reliance (MCR) to address the “Rashomon Problem” (Breiman et al., 2001) of how to interpret sets of models that all fit the data reasonably well. Our MCR approach of optimizing over “Rashomon sets” generalizes beyond the study of VI, and indeed is closely related to confidence intervals. We aim to explore this connection further in future work. Another goal of future work is to provide MCR calculation procedures for additional model classes and loss functions.

References

- Altmann, A., Tološi, L., Sander, O., and Lengauer, T. (2010). Permutation importance: a corrected feature importance measure. *Bioinformatics*, 26(10):1340–1347.
- Angwin, J., Larson, J., Mattu, S., and Kirchner, L. (2016). Machine bias – there’s software used across the country to predict future criminals. and it’s biased against blacks. *ProPublica*.
- Archer, K. J. and Kimes, R. V. (2008). Empirical characterization of random forest variable importance measures. *Computational Statistics & Data Analysis*, 52(4):2249–2260.
- Beckett, K., Nyrop, K., and Pflingst, L. (2006). Race, drugs, and policing: Understanding disparities in drug delivery arrests. *Criminology*, 44(1):105–137.
- Blair, I. V., Judd, C. M., and Chapleau, K. M. (2004). The influence of afrocentric facial features in criminal sentencing. *Psychological science*, 15(10):674–679.
- Bousquet, O., Boucheron, S., and Lugosi, G. (2004). Introduction to statistical learning theory. In *Advanced lectures on machine learning*, pages 169–207. Springer.
- Boyd, S. and Vandenberghe, L. (2004). *Convex optimization*. Cambridge university press.
- Breiman, L. (2001). Random forests. *Machine learning*, 45(1):5–32.
- Breiman, L. et al. (2001). Statistical modeling: The two cultures (with comments and a rejoinder by the author). *Statistical science*, 16(3):199–231.
- Calle, M. L. and Urrea, V. (2010). Letter to the editor: stability of random forest importance measures. *Briefings in bioinformatics*, 12(1):86–89.
- Casella, G. and Berger, R. L. (2002). *Statistical inference*, volume 2. Duxbury Pacific Grove, CA.
- Coker, B., Rudin, C., and King, G. (2017). Hacking intervals: A non-probabilistic confidence interval for robustness of scientific studies. *TBA*.
- Corbett-Davies, S., Pierson, E., Feller, A., and Goel, S. (2016). A computer program used for bail and sentencing decisions was labeled biased against blacks. it’s actually not that clear. *The Washington Post*.
- Danziger, S., Levav, J., and Avnaim-Pesso, L. (2011). Extraneous factors in judicial decisions. *Proceedings of the National Academy of Sciences*, 108(17):6889–6892.
- Datta, A., Sen, S., and Zick, Y. (2016). Algorithmic transparency via quantitative input influence: Theory and experiments with learning systems. In *Security and Privacy (SP), 2016 IEEE Symposium on*, pages 598–617. IEEE.
- Díaz, I., Hubbard, A., Decker, A., and Cohen, M. (2015). Variable importance and prediction methods for longitudinal problems with missing variables. *PloS one*, 10(3):e0120031.
- Freedman, D. A. (2006). On the so-called “huber sandwich estimator” and “robust standard errors”. *The American Statistician*, 60(4):299–302.
- Garson, D. G. (1991). Interpreting neural network connection weights.

- Gevrey, M., Dimopoulos, I., and Lek, S. (2003). Review and comparison of methods to study the contribution of variables in artificial neural network models. *Ecological modelling*, 160(3):249–264.
- Gregorutti, B., Michel, B., and Saint-Pierre, P. (2015). Grouped variable importance with random forests and application to multiple functional data analysis. *Computational Statistics & Data Analysis*, 90:15–35.
- Gregorutti, B., Michel, B., and Saint-Pierre, P. (2017). Correlation and variable importance in random forests. *Statistics and Computing*, 27(3):659–678.
- Häpfelmeier, A., Hothorn, T., Ulm, K., and Strobl, C. (2014). A new variable importance measure for random forests with missing data. *Statistics and Computing*, 24(1):21–34.
- Hastie, T., Tibshirani, R., and Friedman, J. (2009). *The elements of statistical learning 2nd edition*. New York: Springer.
- Heider, K. G. (1988). The rashomon effect: When ethnographers disagree. *American Anthropologist*, 90(1):73–81.
- Hoeffding, W. (1948). A class of statistics with asymptotically normal distribution. *The annals of mathematical statistics*, pages 293–325.
- Kleinberg, J., Mullainathan, S., and Raghavan, M. (2016). Inherent trade-offs in the fair determination of risk scores. *arXiv preprint arXiv:1609.05807*.
- Larson, J., Mattu, S., Kirchner, L., and Angwin, J. (2016). How we analyzed the compas recidivism algorithm. *ProPublica*.
- Louppe, G., Wehenkel, L., Sutera, A., and Geurts, P. (2013). Understanding variable importances in forests of randomized trees. In *Advances in neural information processing systems*, pages 431–439.
- Lum, K. and Isaac, W. (2016). To predict and serve? *Significance*, 13(5):14–19.
- Müller, U. K. (2013). Risk of bayesian inference in misspecified models, and the sandwich covariance matrix. *Econometrica*, 81(5):1805–1849.
- Nevo, D. and Ritov, Y. (2015). Identifying a minimal class of models for high-dimensional data. *arXiv preprint arXiv:1504.00494*.
- Olden, J. D., Joy, M. K., and Death, R. G. (2004). An accurate comparison of methods for quantifying variable importance in artificial neural networks using simulated data. *Ecological Modelling*, 178(3):389–397.
- Park, J. and Boyd, S. (2017). General heuristics for nonconvex quadratically constrained quadratic programming. *arXiv preprint arXiv:1703.07870*.
- Paternoster, R. and Brame, R. (2008). Reassessing race disparities in maryland capital cases. *Criminology*, 46(4):971–1008.
- Pólik, I. and Terlaky, T. (2007). A survey of the s-lemma. *SIAM review*, 49(3):371–418.
- Ramchand, R., Pacula, R. L., and Iguchi, M. Y. (2006). Racial differences in marijuana-users’ risk of arrest in the united states. *Drug and alcohol dependence*, 84(3):264–272.
- Recknagel, F., French, M., Harkonen, P., and Yabunaka, K.-I. (1997). Artificial neural network approach for modelling and prediction of algal blooms. *Ecological Modelling*, 96(1-3):11–28.
- Roth, W. D. and Mehta, J. D. (2002). The rashomon effect: Combining positivist and interpretivist approaches in the analysis of contested events. *Sociological Methods & Research*, 31(2):131–173.
- Scardi, M. and Harding, L. W. (1999). Developing an empirical model of phytoplankton primary production: a neural network case study. *Ecological modelling*, 120(2):213–223.
- Serfling, R. J. (1980). *Approximation theorems of mathematical statistics*. John Wiley & Sons.

- Spohn, C. (2000). Thirty years of sentencing reform: The quest for a racially neutral sentencing process. *Criminal justice*, 3:427–501.
- Statnikov, A., Lytkin, N. I., Lemeire, J., and Aliferis, C. F. (2013). Algorithms for discovery of multiple markov boundaries. *Journal of Machine Learning Research*, 14(Feb):499–566.
- Strobl, C., Boulesteix, A.-L., Kneib, T., Augustin, T., and Zeileis, A. (2008). Conditional variable importance for random forests. *BMC bioinformatics*, 9(1):307.
- Strobl, C., Boulesteix, A.-L., Zeileis, A., and Hothorn, T. (2007). Bias in random forest variable importance measures: Illustrations, sources and a solution. *BMC bioinformatics*, 8(1):25.
- Tulabandhula, T. and Rudin, C. (2014). Robust optimization using machine learning for uncertainty sets. *arXiv preprint arXiv:1407.1097*.
- U.S. Department of Justice - Civil Rights Division (2016). Investigation of the Baltimore City Police Department. Available at <https://www.justice.gov/crt/file/883296/download>.
- van der Laan, M. J. (2006). Statistical inference for variable importance. *The International Journal of Biostatistics*, 2(1).
- Wang, H., Yang, F., and Luo, Z. (2016). An experimental study of the intrinsic stability of random forest variable importance measures. *BMC bioinformatics*, 17(1):60.
- White, H. (1982). Maximum likelihood estimation of misspecified models. *Econometrica: Journal of the Econometric Society*, pages 1–25.
- Williamson, B. D., Gilbert, P. B., Simon, N., and Carone, M. (2017). Nonparametric variable importance assessment using machine learning techniques.
- Yao, J., Teng, N., Poh, H.-L., and Tan, C. L. (1998). Forecasting and analysis of marketing data using neural networks. *J. Inf. Sci. Eng.*, 14(4):843–862.
- Zhu, R., Zeng, D., and Kosorok, M. R. (2015). Reinforcement learning trees. *Journal of the American Statistical Association*, 110(512):1770–1784.

A Supplemental sections

A.1 Relating $\hat{e}_{\text{switch}}(f)$ to all possible permutations of the sample

Following the notation in Section 3.1, let $\{\boldsymbol{\pi}_1, \dots, \boldsymbol{\pi}_{n!}\}$ be a set of n -length vectors, each containing a different permutation of the set $\{1, \dots, n\}$. We show in this section that $\hat{e}_{\text{switch}}(f)$ is equal to the product of

$$\sum_{l=1}^{n!} \sum_{i=1}^n L\{f, (\mathbf{y}_{[i]}, \mathbf{X}_{1[\boldsymbol{\pi}_l[i], \cdot]}, \mathbf{X}_{2[i, \cdot]}))\} \mathbf{1}(\boldsymbol{\pi}_l[i] \neq i), \quad (\text{A.1})$$

and a proportionality constant that is only a function of n .

First, consider the sum

$$\sum_{l=1}^{n!} \sum_{i=1}^n L\{f, (\mathbf{y}_{[i]}, \mathbf{X}_{1[\boldsymbol{\pi}_l[i], \cdot]}, \mathbf{X}_{2[i, \cdot]}))\}, \quad (\text{A.2})$$

which omits the indicator function found in Eq A.1.

The summation in Eq A.2 contains $n(n!)$ terms, each of which is a two-way combination of the form $L\{f, (\mathbf{y}_{[i]}, \mathbf{X}_{1[j, \cdot]}, \mathbf{X}_{2[i, \cdot]}))\}$ for $i, j \in \{1, \dots, n\}$. There are only n^2 unique combinations of this form, and each must occur in at least $(n-1)!$ of the $n(n!)$ terms in Eq A.2. To see this, consider selecting two integer values $\tilde{i}, \tilde{j} \in \{1, \dots, n\}$, and enumerating all occurrences of the term $L\{f, (\mathbf{y}_{[\tilde{i}]}, \mathbf{X}_{1[\tilde{j}, \cdot]}, \mathbf{X}_{2[\tilde{i}, \cdot]}))\}$ within the sum in Eq A.2. Of the permutation vectors $\{\boldsymbol{\pi}_1, \dots, \boldsymbol{\pi}_{n!}\}$, we know that $(n-1)!$ of them place \tilde{i} in the \tilde{j}^{th} position, i.e.,

that satisfy $\pi_{l[\tilde{i}]} = \tilde{j}$. For each such permutation π_l , the inner summation in Eq A.2 over all possible values of i must include the term $L\{f, (\mathbf{y}_{[\tilde{i}]}, \mathbf{X}_{1[\pi_l[\tilde{i}], \cdot]}, \mathbf{X}_{2[\tilde{i}], \cdot})\} = L\{f, (\mathbf{y}_{[\tilde{j}]}, \mathbf{X}_{1[\tilde{j}], \cdot}, \mathbf{X}_{2[\tilde{j}], \cdot})\}$. Thus, Eq A.2 contains at least $(n-1)!$ occurrences of the term $L\{f, (\mathbf{y}_{[\tilde{j}]}, \mathbf{X}_{1[\tilde{j}], \cdot}, \mathbf{X}_{2[\tilde{j}], \cdot})\}$.

We have shown that each unique combination occurs at least $(n-1)!$ times, but it also follows that each unique combination must occur precisely $(n-1)!$ times. This holds because each of the n^2 unique combinations must occur at least $(n-1)!$ times, which accounts for $n^2((n-1)!) = n(n!) terms in total. As noted above, Eq has A.2 has only $n(n)!$ terms, so there can be no additional terms. We can then simplify Eq A.2 as$

$$\sum_{l=1}^{n!} \sum_{i=1}^n L\{f, (\mathbf{y}_{[i]}, \mathbf{X}_{1[\pi_l[i], \cdot]}, \mathbf{X}_{2[i], \cdot})\} = (n-1)! \sum_{i=1}^n \sum_{j=1}^n L\{f, (\mathbf{y}_{[i]}, \mathbf{X}_{1[j, \cdot]}, \mathbf{X}_{2[i, \cdot])\}.$$

By the same logic, we can simplify Eq A.1 as

$$\begin{aligned} & \sum_{l=1}^{n!} \sum_{i=1}^n L\{f, (\mathbf{y}_{[i]}, \mathbf{X}_{1[\pi_l[i], \cdot]}, \mathbf{X}_{2[i, \cdot])\} \mathbf{1}(\pi_l[i] \neq i) \\ &= (n-1)! \left\{ \sum_{i=1}^n \sum_{j=1}^n L\{f, (\mathbf{y}_{[i]}, \mathbf{X}_{1[j, \cdot]}, \mathbf{X}_{2[i, \cdot])\} \mathbf{1}(j \neq i) \right\} \\ &= (n-1)! \sum_{i=1}^n \sum_{j \neq i}^n L\{f, (\mathbf{y}_{[i]}, \mathbf{X}_{1[j, \cdot]}, \mathbf{X}_{2[i, \cdot])\}, \end{aligned} \tag{A.3}$$

and Line A.3 is proportional to $\hat{e}_{\text{switch}}(f)$ up to a function of n .

A.2 Permutation-based Algorithm Reliance

Given an algorithm \mathcal{A} , it is not always guaranteed that \mathcal{A} will be well defined if X_1 is removed, as described in Section 3.2. In this section we propose an alternative algorithm reliance measure based on permutations, AR_{switch} , which does not suffer from this restriction.

Let $\mathcal{A} : \mathcal{Z}^c \rightarrow \mathcal{F}$ be a model-fitting algorithm taking c observations as input, and let $\{Z^{(i)}\}_{i=1}^I$ be a set of I independent random variables, each following the same distribution as Z . First, we define the expected “out-of-sample” loss of an algorithm \mathcal{A} , as

$$e_{\text{out-orig}}(\mathcal{A}, c) := \mathbb{E}_{\{Z^{(i)}\}_{i=1}^{c+1}} \left[L \left[\mathcal{A}(\{Z^{(i)}\}_{i=1}^c), Z^{(c+1)} \right] \right],$$

In words, $e_{\text{out-orig}}$ returns the expected value of the following procedure: train \mathcal{A} on c observations, and then test the resulting model on one additional observation.

To describe the expected out-of-sample loss of an algorithm \mathcal{A} when the information in X_1 has been removed, let

$$e_{\text{out-switch}}(\mathcal{A}, c) := \mathbb{E}_{\{Z^{(i)}\}_{i=1}^{2c+2}} \left[h_{\mathcal{A}_c}(\{(Y^{(i)}, X_1^{(i+c)}, X_2^{(i)})\}_{i=1}^c)(Z^{(2c+1)}, Z^{(2c+2)}) \right].$$

where h_f for a given model f is defined as in Section 3.1. In words, $e_{\text{out-switch}}$ takes the expectation of the procedure where we (1) draw 2 separate samples, each of size c , (2) switch each value of X_1 in the first sample with the corresponding value of X_1 in the second sample, (3) train \mathcal{A} on the modified sample that results from step 2, (4) draw two additional observations, $Z^{(2c+1)}$ and $Z^{(2c+2)}$, and switch the value of X_1 between them, and (5) test the model from step 3 on the modified pair of observations from step 4.

We propose a definition for the algorithm reliance (AR) of \mathcal{A} on X_1 as the ratio of these expected losses:

$$AR_{\text{switch}}(\mathcal{A}, c) := \frac{e_{\text{out-switch}}(\mathcal{A}, c)}{e_{\text{out-orig}}(\mathcal{A}, c)}.$$

For $2c + 2 \leq n$, we can estimate $e_{\text{out-orig}}(\mathcal{A}, c)$ and $e_{\text{out-perm}}(\mathcal{A}, c)$ empirically. First, we estimate $e_{\text{out-orig}}(\mathcal{A}, c)$ by fitting \mathcal{A} on a subsample of size c , and computing the loss of the resulting model on the remaining $n - c$ observations. Let

$$\hat{e}_{\text{out-std}}(\mathcal{A}, c, \mathbf{Z}) := \frac{1}{n - c} \sum_{i=c+1}^n L \left[\mathcal{A} \left(\left\{ \mathbf{Z}_{[j, \cdot]} \right\}_{j=1}^c \right), \mathbf{Z}_{[i, \cdot]} \right].$$

To estimate $e_{\text{out-perm}}(\mathcal{A}, c)$, we replace rows $\{1, \dots, c\}$ of \mathbf{X}_1 with rows $\{c + 1, \dots, 2c\}$ of \mathbf{X}_1 , and permute the remaining rows. Specifically, let

$$\hat{e}_{\text{out-switch}}(\mathcal{A}, c, \mathbf{Z}) := \frac{1}{(n - 2c)(n - 2c - 1)} \sum_{i=2c+1}^n \sum_{\{l \neq i : 2c+1 \leq l \leq n\}} h_{\mathcal{A}} \left(\left\{ (\mathbf{y}_{[j]}, \mathbf{X}_{1[j+c, \cdot]}, \mathbf{X}_{2[j, \cdot]}) \right\}_{j=1}^c \right) \left(\mathbf{y}_{[l]}, \mathbf{X}_{1[i, \cdot]}, \mathbf{X}_{2[l, \cdot]} \right).$$

We can estimate $AR_{\text{switch}}(\mathcal{A}, c)$ with the plug-in estimator $\widehat{AR}_{\text{switch}}(\mathcal{A}, c) = \frac{\hat{e}_{\text{out-switch}}(\mathcal{A}, c, \mathbf{Z})}{\hat{e}_{\text{out-std}}(\mathcal{A}, c, \mathbf{Z})}$.

A.3 Binary search for $\widehat{MCR}_+(\epsilon)$

In this section, we again assume that $0 < \min_{f \in \mathcal{F}} \hat{e}_{\text{orig}}(f) \leq \epsilon$, otherwise $\widehat{MCR}_+(\epsilon)$ is not well defined. Given a constant $\gamma \in \mathbb{R}$ and prediction model $f \in \mathcal{F}$, we define the linear combination $h_{+, \gamma}$, and its minimizers (e.g., $g_{+, \gamma, \mathcal{F}}$), as

$$h_{+, \gamma}(f) := \hat{e}_{\text{orig}}(f) + \gamma \hat{e}_{\text{switch}}(f), \quad \text{and} \quad g_{+, \gamma, \mathcal{F}} \in \arg \min_{f \in \mathcal{F}} h_{+, \gamma}(f).$$

As in Section 6.1.1, $h_{+, \gamma}$ need not be uniquely minimized, and we generally abbreviate $g_{+, \gamma, \mathcal{F}}$ as $g_{+, \gamma}$ when \mathcal{F} is clear from context.

Given an observed sample, we define the following condition for a value $\gamma \in \mathbb{R}$:

Condition 16. $h_{+, \gamma}(g_{+, \gamma}) \geq 0$ and $\hat{e}_{\text{orig}}(g_{+, \gamma}) \leq \epsilon$.

We can now develop a procedure to upper bound $\widehat{MCR}_+(\epsilon)$, following a similar argument as that in Section 6.1.1. Lemma 17, below, tells us conditions on γ under which $\widehat{MCR}_+(\epsilon)$ is bounded above by $\{\epsilon^{-1} h_{+, \gamma}(g_{+, \gamma}) - 1\} \gamma^{-1}$. Lemma 18, below, tells us that the tightest such boundary for $\widehat{MCR}_+(\epsilon)$ occurs when γ is as low as possible while still satisfying Condition 16. These and other monotonicity results in Lemma 18 imply that we can use a binary search across $\gamma \in \mathbb{R}$ to tighten the boundary on $\widehat{MCR}_+(\epsilon)$.

Lemma 17. (Upper bound for $\widehat{MCR}_+(\epsilon)$) If $\gamma \in \mathbb{R}$ satisfies $\gamma \leq 0$ and $h_{+, \gamma}(g_{+, \gamma}) \geq 0$, then

$$\left\{ \frac{h_{+, \gamma}(g_{+, \gamma})}{\epsilon} - 1 \right\} \gamma^{-1} \geq \widehat{MCR}_+(\epsilon) \tag{A.4}$$

Further, if γ additionally satisfies Condition 16, and at least one of the inequalities in Condition 16 holds with equality, then Eq A.4 holds with equality, and $\widehat{MR}(g_{+, \gamma}) = \widehat{MCR}_+(\epsilon)$.

Lemma 18. (Monotonicity for $\widehat{MCR}_+(\epsilon)$ binary search) The following monotonicity results hold:

1. $h_{+, \gamma}(g_{+, \gamma})$ is monotonically increasing in γ .
2. $\hat{e}_{\text{orig}}(g_{+, \gamma})$ is monotonically decreasing in γ for $\gamma \leq 0$, and Condition 16 holds for $\gamma = 0$.
3. $\left\{ \frac{h_{+, \gamma}(g_{+, \gamma})}{\epsilon} - 1 \right\} \gamma^{-1}$ is monotonically increasing in γ in the range where $\hat{e}_{\text{orig}}(g_{+, \gamma}) \leq \epsilon$ and $\gamma < 0$, and decreasing in the range where $\hat{e}_{\text{orig}}(g_{+, \gamma}) > \epsilon$ and $\gamma < 0$.

A.4 Calculating MCR for regression in a RKHS

In this section we provide further details for the optimization problem in Section 6.4.1.

For $f_\alpha \in \mathcal{F}_{\mathbf{D}, r_k}$, we can write $\hat{e}_{\text{orig}}(f_\alpha)$ as

$$\hat{e}_{\text{orig}}(f_\alpha) = \frac{1}{n} \sum_{i=1}^n \{ \mathbf{y}_{[i]} - f_\alpha(\mathbf{X}_{[i,\cdot]}) \}^2 \quad (\text{A.5})$$

$$\begin{aligned} &= \frac{1}{n} \sum_{i=1}^n \left\{ \mathbf{y}_{[i]} - \sum_{j=1}^R k(\mathbf{X}_{[i,\cdot]}, \mathbf{D}_{[j,\cdot]}) \alpha_{[j]} \right\}^2 \\ &= \frac{1}{n} \sum_{i=1}^n \{ \mathbf{y}_{[i]} - \mathbf{K}'_{\text{orig}[i,\cdot]} \alpha \}^2 \\ &= \frac{1}{n} \| \mathbf{y} - \mathbf{K}_{\text{orig}} \alpha \|_2^2. \end{aligned} \quad (\text{A.6})$$

Following similar steps, we can obtain

$$\hat{e}_{\text{switch}}(f_\alpha) = \frac{1}{n(n-1)} \| \mathbf{y}_{\text{switch}} - \mathbf{K}_{\text{switch}} \alpha \|_2^2.$$

Thus, for any two constants $\xi_{\text{orig}}, \xi_{\text{switch}} \in \mathbb{R}$, we can see that $\xi_{\text{orig}} \hat{e}_{\text{orig}}(f_\alpha) + \xi_{\text{switch}} \hat{e}_{\text{switch}}(f_\alpha)$ is quadratic in α :

$$\begin{aligned} \xi_{\text{orig}} \hat{e}_{\text{orig}}(f_\alpha) + \xi_{\text{switch}} \hat{e}_{\text{switch}}(f_\alpha) &= \frac{\xi_{\text{orig}}}{n} \| \mathbf{y} - \mathbf{K}_{\text{orig}} \alpha \|_2^2 + \frac{\xi_{\text{switch}}}{n(n-1)} \| \mathbf{y}_{\text{switch}} - \mathbf{K}_{\text{switch}} \alpha \|_2^2 \\ &= \frac{\xi_{\text{orig}}}{n} (\mathbf{y}' \mathbf{y} - 2 \mathbf{y}' \mathbf{K}_{\text{orig}} \alpha + \alpha' \mathbf{K}'_{\text{orig}} \mathbf{K}_{\text{orig}} \alpha) \\ &\quad + \frac{\xi_{\text{switch}}}{n(n-1)} (\mathbf{y}'_{\text{switch}} \mathbf{y}_{\text{switch}} - 2 \mathbf{y}'_{\text{switch}} \mathbf{K}_{\text{switch}} \alpha + \alpha' \mathbf{K}'_{\text{switch}} \mathbf{K}_{\text{switch}} \alpha). \end{aligned}$$

A.5 Upper bounding the loss for regression in a RKHS

Following similar steps as in Section 6.3.2, a sufficient condition to determine B_{ind} is that

Condition 19. Y is bounded within a known range, and we can determine a constant $r_{\mathbf{D}}$ such that $v(x)' \mathbf{K}_{\mathbf{D}}^{-1} v(x) \leq r_{\mathbf{D}}$ for all $x \in (\mathcal{X}_1 \times \mathcal{X}_2)$, where $v : \mathbb{R}^p \rightarrow \mathbb{R}^R$ is the function satisfying $v(x)_{[i]} = k(x, \mathbf{D}_{[i,\cdot]})$. From the definition of v we have

$$v(x)' \mathbf{K}_{\mathbf{D}}^{-1} v(x) = \sum_{i=1}^R \sum_{j=1}^R k(x, \mathbf{D}_{[i,\cdot]}) (\mathbf{K}_{\mathbf{D}}^{-1})_{[i,j]} k(x, \mathbf{D}_{[j,\cdot]}).$$

Under this condition, we know from Eq 6.8 that the largest possible output from a model $f_\alpha \in \mathcal{F}_{\mathbf{D}, r_k}$ is

$$\begin{aligned} &\max_{x \in \mathbb{R}^p, \alpha \in \mathbb{R}^R} \sum_{i=1}^R k(x, \mathbf{D}_{[i,\cdot]}) \alpha_{[i]} \quad \text{subject to} \quad \sum_{i=j}^R \sum_{i=1}^R k(x, \mathbf{D}_{[i,\cdot]}) (\mathbf{K}_{\mathbf{D}}^{-1})_{[i,j]} k(x, \mathbf{D}_{[i,\cdot]}) \leq r_{\mathbf{D}} \text{ and } \alpha' \mathbf{K}_{\mathbf{D}} \alpha \leq r_k \\ &= \max_{x \in \mathbb{R}^p, \alpha \in \mathbb{R}^R} v(x)' \alpha \quad \text{subject to} \quad v(x)' \mathbf{K}_{\mathbf{D}}^{-1} v(x) \leq r_{\mathbf{D}} \text{ and } \alpha' \mathbf{K}_{\mathbf{D}} \alpha \leq r_k \\ &\leq \max_{\mathbf{z}, \alpha \in \mathbb{R}^R} \mathbf{z}' \alpha \quad \text{subject to} \quad \mathbf{z}' \mathbf{K}_{\mathbf{D}}^{-1} \mathbf{z} \leq r_{\mathbf{D}} \text{ and } \alpha' \mathbf{K}_{\mathbf{D}} \alpha \leq r_k. \end{aligned}$$

The above problem can be solved in the same way as Eq 6.7, and has a solution at $\sqrt{r_{\mathbf{D}} r_k}$. The smallest possible model output will similarly be lower bounded by $-\sqrt{r_{\mathbf{D}} r_k}$. Thus, B_{ind} is less than or equal to

$$\max \left[\left\{ \left(\min_{y \in \mathcal{Y}} y \right) - \sqrt{r_{\mathbf{D}} r_k} \right\}^2, \left\{ \left(\max_{y \in \mathcal{Y}} y \right) + \sqrt{r_{\mathbf{D}} r_k} \right\}^2 \right].$$

B Proofs

B.1 Lemma relating empirical and population Rashomon sets

We use the following lemma throughout Appendix B.

Lemma 20. For $\epsilon \in \mathbb{R}$, $B_{\text{ind}} > 0$, and $\delta \in (0, 1)$, let $\epsilon_4 := \epsilon + B_{\text{ind}} \sqrt{\frac{\log(\delta^{-1})}{2n}}$, and let $f_1 \in \mathcal{R}(\epsilon, \mathcal{F})$ denote a specific, possibly unknown prediction model satisfying $e_{\text{orig}}(f_1) \leq \epsilon$. If Assumption 1 holds for ϵ and \mathcal{F} , and if $0 \leq L(f_1, (y, x_1, x_2)) \leq B_{\text{ind}}$ for any $y \in \mathcal{Y}$, $(x_1, x_2) \in (\mathcal{X}_1 \times \mathcal{X}_2)$, then

$$\mathbb{P}\{\hat{e}_{\text{orig}}(f_1) \leq \epsilon_4\} \geq 1 - \delta,$$

and thus, from the definition of $\hat{\mathcal{R}}(\epsilon_4, \mathcal{F})$, it also holds that

$$\mathbb{P}\{f_1 \in \hat{\mathcal{R}}(\epsilon_4, \mathcal{F})\} \geq 1 - \delta.$$

Proof. The proof follows from Hoeffding's inequality:

$$\begin{aligned} \mathbb{P}\{\hat{e}_{\text{orig}}(f_1) > \epsilon_4\} &= \mathbb{P}\left[\hat{e}_{\text{orig}}(f_1) - \epsilon > B_{\text{ind}} \sqrt{\frac{\log(\delta^{-1})}{2n}}\right] && \text{from definition of } \epsilon_4 \\ &\leq \mathbb{P}\left[\hat{e}_{\text{orig}}(f_1) - e_{\text{orig}}(f_1) > B_{\text{ind}} \sqrt{\frac{\log(\delta^{-1})}{2n}}\right] && \text{from } e_{\text{orig}}(f_1) \leq \epsilon \\ &\leq \exp\left\{-\frac{2n}{(B_{\text{ind}} - 0)^2} \left[B_{\text{ind}} \sqrt{\frac{\log(\delta^{-1})}{2n}}\right]^2\right\} && \text{from Hoeffding's inequality} \\ &= \delta. \end{aligned} \tag{B.1}$$

For Hoeffding's inequality, see Pg 201 of Serfling, 1980, Theorem A. \square

B.2 Lemma to transform between bounds

The following lemma will help us translate from bounds for variables to bounds for differences and ratios of those variables.

Lemma 21. Let $X, Z, \mu_X, \mu_Z, k_X, k_Z \in \mathbb{R}$ be constants satisfying $|Z - \mu_Z| \leq k_Z$ and $|X - \mu_X| \leq k_X$, then

$$|(Z - X) - (\mu_Z - \mu_X)| \leq q_{\text{difference}}(k_Z, k_X) \tag{B.2}$$

where $q_{\text{difference}}$ is the function

$$q_{\text{difference}}(k_Z, k_X) := k_Z + k_X. \tag{B.3}$$

Further, if there exists constants b_{avg} and B_{avg} such that $0 < b_{\text{avg}} \leq X, Z, \mu_X, \mu_Z \leq B_{\text{avg}} < \infty$, then

$$\left| \frac{Z}{X} - \frac{\mu_Z}{\mu_X} \right| \leq q_{\text{ratio}}(k_Z, k_X) \tag{B.4}$$

where q_{ratio} is the function

$$q_{ratio}(k_Z, k_X) := \frac{B_{avg}}{b_{avg}} - \frac{B_{avg} - k_Z}{b_{avg} + k_X}. \quad (\text{B.5})$$

Proof. Showing Eq B.2,

$$\begin{aligned} |(Z - X) - (\mu_Z - \mu_X)| &\leq |Z - \mu_Z| + |\mu_X - X| \\ &\leq k_Z + k_X. \end{aligned}$$

Showing Eq B.4, let $A_Z = \max(Z, \mu_Z)$, $a_X = \min(X, \mu_X)$, $d_Z = |Z - \mu_Z|$, and $d_X = |X - \mu_X|$. This implies that $\max(X, \mu_X) = a_X + d_X$ and $\min(Z, \mu_Z) = A_Z - d_Z$. Thus, $\frac{Z}{X}$ and $\frac{\mu_Z}{\mu_X}$ are both bounded within the interval

$$\left[\frac{\min(Z, \mu_Z)}{\max(X, \mu_X)}, \frac{\max(Z, \mu_Z)}{\min(X, \mu_X)} \right] = \left[\frac{A_Z - d_Z}{a_X + d_X}, \frac{A_Z}{a_X} \right],$$

which implies

$$\left| \frac{Z}{X} - \frac{\mu_Z}{\mu_X} \right| \leq \frac{A_Z}{a_X} - \frac{A_Z - d_Z}{a_X + d_X}. \quad (\text{B.6})$$

Taking partial derivatives of the right-hand side, we get

$$\begin{aligned} \frac{\partial}{\partial a_X} \left(\frac{A_Z}{a_X} - \frac{A_Z - d_Z}{a_X + d_X} \right) &= \frac{-A_Z}{a_X^2} + \frac{A_Z - d_Z}{(a_X + d_X)^2} \leq 0, \\ \frac{\partial}{\partial A_Z} \left(\frac{A_Z}{a_X} - \frac{A_Z - d_Z}{a_X + d_X} \right) &= \frac{1}{a_X} - \frac{1}{a_X + d_X} \geq 0, \\ \frac{\partial}{\partial d_X} \left(\frac{A_Z}{a_X} - \frac{A_Z - d_Z}{a_X + d_X} \right) &= \frac{A_Z - d_Z}{(a_X + d_X)^2} > 0, \\ \text{and } \frac{\partial}{\partial d_Z} \left(\frac{A_Z}{a_X} - \frac{A_Z - d_Z}{a_X + d_X} \right) &= \frac{1}{a_X + d_X} > 0. \end{aligned}$$

So the right-hand side of B.6 is maximized when d_Z, d_X , and A_Z are maximized, and when a_X is minimized. Thus, in the case where $|Z - \mu_Z| \leq k_Z$; $|X - \mu_X| \leq k_X$; and $0 < b_{avg} \leq X, Z, \mu_X, \mu_Z \leq B_{avg} < \infty$, we have

$$\begin{aligned} \left| \frac{Z}{X} - \frac{\mu_Z}{\mu_X} \right| &\leq \frac{A_Z}{a_X} - \frac{A_Z - d_Z}{a_X + d_X} \\ &\leq \frac{B_{avg}}{b_{avg}} - \frac{B_{avg} - k_Z}{b_{avg} + k_X}. \end{aligned}$$

□

B.3 Proof of Theorem 3

Proof.

Step 1: Show that $\mathbb{P} \left[\widehat{MR}(f_{+, \epsilon}) \leq \widehat{MR}(\hat{f}_{+, \epsilon_1}) \right] \geq 1 - \frac{\delta}{3}$.

Consider the event that

$$\widehat{MR}(f_{+, \epsilon}) \leq \widehat{MR}(\hat{f}_{+, \epsilon_1}). \quad (\text{B.7})$$

Eq B.7 will always hold if

$$\hat{e}_{\text{orig}}(f_{+, \epsilon}) \leq \epsilon_1, \quad (\text{B.8})$$

as this implies that $f_{+, \epsilon} \in \hat{\mathcal{R}}(\epsilon_1, \mathcal{F})$, and by definition \hat{f}_{+, ϵ_1} maximizes the empirical model reliance over $\hat{\mathcal{R}}(\epsilon_1, \mathcal{F})$.

Applying the above reasoning in Line B.9, below, we get

$$\mathbb{P} \left[\widehat{MR}(f_{+, \epsilon}) > \widehat{MR}(\hat{f}_{+, \epsilon_1}) \right] \leq \mathbb{P} [\hat{e}_{\text{orig}}(f_{+, \epsilon}) > \epsilon_1] \quad (\text{B.9})$$

$$\leq \frac{\delta}{3} \quad \text{from definition of } \epsilon_1, \text{ and Lemma 20.} \quad (\text{B.10})$$

Step 2: Conditional on $\widehat{MR}(f_{+, \epsilon}) \leq \widehat{MR}(\hat{f}_{+, \epsilon_1})$, upper bound $MR(f_{+, \epsilon})$ by $\widehat{MR}(\hat{f}_{+, \epsilon_1})$ added to an error term.

When Eq B.7 holds we have,

$$\begin{aligned} \widehat{MR}(f_{+, \epsilon}) &\leq \widehat{MR}(\hat{f}_{+, \epsilon_1}) \\ \widehat{MR}(f_{+, \epsilon}) &\leq \widehat{MR}(\hat{f}_{+, \epsilon_1}) + \{MR(f_{+, \epsilon}) - MR(\hat{f}_{+, \epsilon_1})\} \\ MR(f_{+, \epsilon}) &\leq \widehat{MR}(\hat{f}_{+, \epsilon_1}) + [MR(f_{+, \epsilon}) - \widehat{MR}(f_{+, \epsilon})]. \end{aligned} \quad (\text{B.11})$$

Step 3: Probabilistically bound the error term from Step 2.

Next we show that the bracketed term in Line B.11 is less than or equal to \mathcal{Q}_1 with high probability. For $k \in \mathbb{R}$, let $q_{\text{difference}}(k)$ and $q_{\text{ratio}}(k)$ be defined as in Eqs B.3 and B.5. Let $q : \mathbb{R} \rightarrow \mathbb{R}$ be the function such that $q(k) = q_{\text{ratio}} \left(k, \frac{k}{\sqrt{2}} \right)$. Then

$$\mathcal{Q}_1 = \frac{B_{\text{avg}}}{b_{\text{avg}}} - \frac{B_{\text{avg}} - B_{\text{ind}} \sqrt{\frac{\log(6\delta^{-1})}{n}}}{b_{\text{avg}} + B_{\text{ind}} \sqrt{\frac{\log(6\delta^{-1})}{2n}}} = q_{\text{ratio}} \left(B_{\text{ind}} \sqrt{\frac{\log(6\delta^{-1})}{n}}, B_{\text{ind}} \sqrt{\frac{\log(6\delta^{-1})}{2n}} \right) = q \left(B_{\text{ind}} \sqrt{\frac{\log(6\delta^{-1})}{n}} \right).$$

Applying this relation below, we have

$$\mathbb{P} \left[MR(f_{+, \epsilon}) - \widehat{MR}(f_{+, \epsilon}) > \mathcal{Q}_1 \right] \tag{B.12}$$

$$\begin{aligned} &\leq \mathbb{P} \left[\left| MR(f_{+, \epsilon}) - \widehat{MR}(f_{+, \epsilon}) \right| > q \left(B_{\text{ind}} \sqrt{\frac{\log(6\delta^{-1})}{n}} \right) \right] \\ &\leq \mathbb{P} \left[\left\{ |\hat{e}_{\text{orig}}(f_{+, \epsilon}) - e_{\text{orig}}(f_{+, \epsilon})| > B_{\text{ind}} \sqrt{\frac{\log(6\delta^{-1})}{2n}} \right\} \right. \\ &\quad \left. \cup \left\{ |\hat{e}_{\text{switch}}(f_{+, \epsilon}) - e_{\text{switch}}(f_{+, \epsilon})| > B_{\text{ind}} \sqrt{\frac{\log(6\delta^{-1})}{n}} \right\} \right] \quad \text{from Lemma 21} \\ &\leq \mathbb{P} \left[|\hat{e}_{\text{orig}}(f_{+, \epsilon}) - e_{\text{orig}}(f_{+, \epsilon})| > B_{\text{ind}} \sqrt{\frac{\log(6\delta^{-1})}{2n}} \right] \\ &\quad + \mathbb{P} \left[|\hat{e}_{\text{switch}}(f_{+, \epsilon}) - e_{\text{switch}}(f_{+, \epsilon})| > B_{\text{ind}} \sqrt{\frac{\log(6\delta^{-1})}{n}} \right] \quad \text{from the Union bound} \\ &\leq 2 \exp \left\{ -\frac{2n}{(B_{\text{ind}} - 0)^2} \left[B_{\text{ind}} \sqrt{\frac{\log(6\delta^{-1})}{2n}} \right]^2 \right\} \\ &\quad + 2 \exp \left\{ -\frac{n}{(B_{\text{ind}} - 0)^2} \left[B_{\text{ind}} \sqrt{\frac{\log(6\delta^{-1})}{n}} \right]^2 \right\} \quad \text{from Hoeffding's inequality (B.13)} \\ &= \frac{2\delta}{6} + \frac{2\delta}{6} = \frac{2\delta}{3}. \tag{B.14} \end{aligned}$$

In Line B.13, above, recall that $\mathbb{E}[\hat{e}_{\text{switch}}(f_{+, \epsilon})] = e_{\text{switch}}(f_{+, \epsilon})$ because $\hat{e}_{\text{switch}}(f_{+, \epsilon})$ is an average of terms, and each term has expectation equal to $e_{\text{switch}}(f_{+, \epsilon})$. For the same reason, $\mathbb{E}[\hat{e}_{\text{orig}}(f_{+, \epsilon})] = e_{\text{orig}}(f_{+, \epsilon})$.

Alternatively, if we have defined model reliance as $MR(f) = e_{\text{switch}}(f) - e_{\text{orig}}(f)$ (see Section 9.4), with $\widehat{MR}(f) := \hat{e}_{\text{switch}}(f) - \hat{e}_{\text{orig}}(f)$, and

$$\mathcal{Q}_{1, \text{difference}} := \left(1 + \frac{1}{\sqrt{2}} \right) B_{\text{ind}} \sqrt{\frac{\log(6\delta^{-1})}{n}} = q_{\text{difference}} \left(B_{\text{ind}} \sqrt{\frac{\log(6\delta^{-1})}{n}}, B_{\text{ind}} \sqrt{\frac{\log(6\delta^{-1})}{2n}} \right),$$

then the same proof holds if we replace \mathcal{Q}_1 with $\mathcal{Q}_{1, \text{difference}}$, relax the assumption on b_{avg} to allow $b_{\text{avg}} = 0$, and redefine $q : \mathbb{R} \rightarrow \mathbb{R}$ as the function $q(k) = q_{\text{difference}} \left(k, \frac{k}{\sqrt{2}} \right)$.

Eqs B.12-B.14 also hold if we replace \hat{e}_{switch} throughout with \hat{e}_{divide} , since the same bound from Hoeffding's inequality can be used for both \hat{e}_{switch} and \hat{e}_{divide} .

Step 4: Combine results to show Eq 3.5.

Finally, we connect the above results to show Eq 3.5. We know from Eq B.10 that Eq B.7 holds with high probability. Eq B.7 implies Eq B.11, which bounds $MCR_+(\epsilon) = MR(f_{+, \epsilon})$ up to a bracketed residual term. We also know from Eq B.14 that, with high probability, the residual term in Eq B.11 is less than $\mathcal{Q}_1 = q \left(B_{\text{ind}} \sqrt{\frac{\log(6\delta^{-1})}{n}} \right)$. Putting this together, we can show Eq 3.5:

$$\begin{aligned}
& \mathbb{P}\left(MCR_+(\epsilon) > \widehat{MCR}_+(\epsilon_1) + \mathcal{Q}_1\right) \\
&= \mathbb{P}\left(MR(f_{+, \epsilon_1}) > \widehat{MR}(\hat{f}_{+, \epsilon_1}) + \mathcal{Q}_1\right) \\
&\leq \mathbb{P}\left[\left(\widehat{MR}(f_{+, \epsilon}) > \widehat{MR}(\hat{f}_{+, \epsilon_1})\right) \cup \left(MR(f_{+, \epsilon}) - \widehat{MR}(f_{+, \epsilon}) > \mathcal{Q}_1\right)\right] \quad \text{from Step 2} \\
&\leq \mathbb{P}\left[\widehat{MR}(f_{+, \epsilon}) > \widehat{MR}(\hat{f}_{+, \epsilon_1})\right] + \mathbb{P}\left[MR(f_{+, \epsilon}) - \widehat{MR}(f_{+, \epsilon}) > \mathcal{Q}_1\right] \\
&\leq \frac{\delta}{3} + \frac{2\delta}{3} = \delta. \quad \text{from Steps 1 \& 3} \quad (\text{B.15})
\end{aligned}$$

This completes the proof for Eq 3.5. For Eq 3.6 we can use the same approach, shown below for completeness. Analogous to Eq B.10, we have

$$\mathbb{P}\left[\widehat{MR}(f_{-, \epsilon}) < \widehat{MR}(\hat{f}_{-, \epsilon_1})\right] \leq \frac{\delta}{3}.$$

Analogous to Eq B.11, when $\widehat{MR}(f_{-, \epsilon}) \geq \widehat{MR}(\hat{f}_{-, \epsilon_1})$ we have

$$\begin{aligned}
\widehat{MR}(f_{-, \epsilon}) &\geq \widehat{MR}(\hat{f}_{-, \epsilon_1}) \\
\widehat{MR}(f_{-, \epsilon}) &\geq \widehat{MR}(\hat{f}_{-, \epsilon_1}) + \{MR(f_{-, \epsilon}) - MR(f_{-, \epsilon})\} \\
MR(f_{-, \epsilon}) &\geq \widehat{MR}(\hat{f}_{-, \epsilon_1}) - \left[\widehat{MR}(f_{-, \epsilon}) - MR(f_{-, \epsilon})\right].
\end{aligned}$$

Analogous to Eq B.14, we have

$$\mathbb{P}\left[\widehat{MR}(f_{-, \epsilon}) - MR(f_{-, \epsilon}) > q\left(B_{\text{ind}}\sqrt{\frac{\log(6\delta^{-1})}{n}}\right)\right] \leq \frac{2\delta}{3}. \quad (\text{B.16})$$

Finally, analogous to Eq B.15, we have

$$\begin{aligned}
& \mathbb{P}\left(MCR_-(\epsilon) < \widehat{MCR}_-(\epsilon_1) - \mathcal{Q}_1\right) \\
&\leq \mathbb{P}\left[\left(\widehat{MR}(f_{-, \epsilon}) < \widehat{MR}(\hat{f}_{-, \epsilon_1})\right) \cup \left(\widehat{MR}(f_{-, \epsilon}) - MR(f_{-, \epsilon}) > q\left(B_{\text{ind}}\sqrt{\frac{\log(6\delta^{-1})}{n}}\right)\right)\right] \quad (\text{B.17}) \\
&\leq \mathbb{P}\left[\widehat{MR}(f_{-, \epsilon}) < \widehat{MR}(\hat{f}_{-, \epsilon_1})\right] + \mathbb{P}\left[\widehat{MR}(f_{-, \epsilon}) - MR(f_{-, \epsilon}) > q\left(B_{\text{ind}}\sqrt{\frac{\log(6\delta^{-1})}{n}}\right)\right] \\
&\leq \frac{\delta}{3} + \frac{2\delta}{3} = \delta.
\end{aligned}$$

Again, the same proof holds if we replace \mathcal{Q}_1 with $\mathcal{Q}_{1, \text{difference}}$, relax the assumption on b_{avg} to allow $b_{\text{avg}} = 0$, and redefine q as the function with $q(k) = q_{\text{difference}}\left(k, \frac{k}{\sqrt{2}}\right)$ in Eqs B.16 & B.17. \square

B.4 Proof of Corollary 4

Proof. By definition, $MR(f_{-, \epsilon_2}) \leq MR(f^*) \leq MR(f_{+, \epsilon_2})$. Applying this relation in Line B.18, below, we see

$$\begin{aligned}
& \mathbb{P} \left(MR(f^*) \in \left[\widehat{MCR}_-(\epsilon_2) - \mathcal{Q}_2, \widehat{MCR}_+(\epsilon_2) + \mathcal{Q}_2 \right] \right) \\
&= 1 - \mathbb{P} \left\{ MR(f^*) < \widehat{MR}(\hat{f}_{-, \epsilon_2}) - \mathcal{Q}_2 \cup MR(f^*) > \widehat{MR}(\hat{f}_{+, \epsilon_2}) + \mathcal{Q}_2 \right\} \\
&\geq 1 - \mathbb{P} \left\{ MR(f^*) < \widehat{MR}(\hat{f}_{-, \epsilon_2}) - \mathcal{Q}_2 \right\} - \mathbb{P} \left\{ MR(f^*) > \widehat{MR}(\hat{f}_{+, \epsilon_2}) + \mathcal{Q}_2 \right\} \\
&\geq 1 - \mathbb{P} \left\{ MR(f_{-, \epsilon}) < \widehat{MR}(\hat{f}_{-, \epsilon_2}) - \mathcal{Q}_2 \right\} - \mathbb{P} \left\{ MR(f_{+, \epsilon}) > \widehat{MR}(\hat{f}_{+, \epsilon_2}) + \mathcal{Q}_2 \right\} \tag{B.18} \\
&\geq 1 - \frac{\delta}{2} - \frac{\delta}{2}. \tag{B.19}
\end{aligned}$$

from Theorem 3

To apply Theorem 3 in Line B.19, above, we note that \mathcal{Q}_2 and ϵ_2 are equivalent to the definitions of \mathcal{Q}_1 and ϵ_1 in Theorem 3, but with δ replaced by $\frac{\delta}{2}$.

Alternatively, if we have defined model reliance as $MR(f) = e_{\text{switch}}(f) - e_{\text{orig}}(f)$ (see Section 9.4), with $\widehat{MR}(f) = \hat{e}_{\text{switch}}(f) - \hat{e}_{\text{orig}}(f)$, and

$$\mathcal{Q}_{2, \text{difference}} := \left(1 + \frac{1}{\sqrt{2}} \right) B_{\text{ind}} \sqrt{\frac{\log(12\delta^{-1})}{n}},$$

then $\mathcal{Q}_{2, \text{difference}}$ is similarly equivalent to $\mathcal{Q}_{1, \text{difference}}$ but with δ replaced with $\frac{\delta}{2}$. Under this difference-based definition of model reliance, Theorem 3 holds if we replace \mathcal{Q}_1 with $\mathcal{Q}_{1, \text{difference}}$, and relax the assumption on b_{avg} to allow $b_{\text{avg}} = 0$ (see Appendix B.3), and so we can apply this altered version of Theorem 3 in Line B.19. Thus, Theorem 4 also holds under the difference-based definition of model reliance, with \mathcal{Q}_2 replaced by $\mathcal{Q}_{2, \text{difference}}$, and where we allow $b_{\text{avg}} = 0$. \square

B.5 Proof of Theorem 5

B.5.1 Limiting deviations based on covering number

The following theorem uses the covering number based on r -margin-expectation-covers to jointly bound empirical losses for any function $f \in \mathcal{F}$.

Theorem 22. *If Assumption 2 holds for all $f \in \mathcal{F}$, then for any $r > 0$*

$$\mathbb{P}_D \left[\sup_{f \in \mathcal{F}} |\hat{e}_{\text{orig}}(f) - e_{\text{orig}}(f)| > B_{\text{ind}} \sqrt{\frac{\log(2\delta^{-1} \mathcal{N}(\mathcal{F}, r))}{2n}} + 2r \right] \leq \delta, \tag{B.20}$$

$$\mathbb{P}_D \left[\sup_{f \in \mathcal{F}} |\hat{e}_{\text{switch}}(f) - e_{\text{switch}}(f)| > B_{\text{ind}} \sqrt{\frac{\log(2\delta^{-1} \mathcal{N}(\mathcal{F}, r))}{n}} + 2r \right] \leq \delta, \tag{B.21}$$

$$\mathbb{P} \left[\sup_{f \in \mathcal{F}} \left| \frac{\hat{e}_{\text{orig}}(f)}{\hat{e}_{\text{switch}}(f)} - \frac{e_{\text{orig}}(f)}{e_{\text{switch}}(f)} \right| > \mathcal{Q}_4 \right] \leq \delta, \tag{B.22}$$

$$\mathbb{P}_D \left[\sup_{f \in \mathcal{F}} |\{\hat{e}_{\text{switch}}(f) - \hat{e}_{\text{orig}}(f)\} - \{e_{\text{switch}}(f) - e_{\text{orig}}(f)\}| > \mathcal{Q}_{4, \text{difference}} \right] \leq \delta, \tag{B.23}$$

where

$$\mathcal{Q}_4 := q_{ratio} \left(B_{ind} \sqrt{\frac{\log(4\delta^{-1}\mathcal{N}(\mathcal{F}, r\sqrt{2}))}{n}} + 2r\sqrt{2}, B_{ind} \sqrt{\frac{\log(4\delta^{-1}\mathcal{N}(\mathcal{F}, r))}{2n}} + 2r \right), \quad (\text{B.24})$$

$$\mathcal{Q}_{4,difference} := q_{difference} \left(B_{ind} \sqrt{\frac{\log(4\delta^{-1}\mathcal{N}(\mathcal{F}, r\sqrt{2}))}{n}} + 2r\sqrt{2}, B_{ind} \sqrt{\frac{\log(4\delta^{-1}\mathcal{N}(\mathcal{F}, r))}{2n}} + 2r \right), \quad (\text{B.25})$$

and q_{ratio} and $q_{difference}$ are defined as in Lemma 21. For Eq B.23, the result is unaffected if we relax Assumption 2 to allow b_{avg} to equal zero.

Proof. Let \mathcal{G}_r be a r -margin-expectation-cover for \mathcal{F} of size $\mathcal{N}(\mathcal{F}, r)$. Let D_p denote the population distribution, let D_s be the sample distribution, and let D^* be the uniform mixture of D_p and D_s , i.e., for any $z \in \mathcal{Z}$,

$$\mathbb{P}_{D^*}(Z \leq z) = \frac{1}{2}\mathbb{P}_{D_p}(Z \leq z) + \frac{1}{2}\mathbb{P}_{D_s}(Z \leq z). \quad (\text{B.26})$$

Unless otherwise stated, we take expectations and probabilities with respect to D_p . Since \mathcal{G}_r is a r -margin-expectation-cover, we know that for any $f \in \mathcal{F}$ we can find a function $g \in \mathcal{G}_r$ such that $\mathbb{E}_{D^*} |L(g, Z) - L(f, Z)| \leq r$, and

$$\begin{aligned} |\hat{e}_{orig}(f) - e_{orig}(f)| &= |\hat{e}_{orig}(f) - e_{orig}(f) + \{\hat{e}_{orig}(g) - \hat{e}_{orig}(g)\} + \{e_{orig}(g) - e_{orig}(g)\}| \\ &\leq |\hat{e}_{orig}(g) - e_{orig}(g)| + |e_{orig}(g) - e_{orig}(f)| + |\hat{e}_{orig}(f) - \hat{e}_{orig}(g)| \\ &\leq |\hat{e}_{orig}(g) - e_{orig}(g)| + \mathbb{E}_{D_p} |L(g, Z) - L(f, Z)| + \mathbb{E}_{D_s} |L(f, Z) - L(g, Z)| \\ &= |\hat{e}_{orig}(g) - e_{orig}(g)| + 2\mathbb{E}_{D^*} |L(g, Z) - L(f, Z)| \\ &\leq |\hat{e}_{orig}(g) - e_{orig}(g)| + 2r. \end{aligned}$$

Applying the above relation in Line B.27 below, we have

$$\begin{aligned} &\mathbb{P} \left(\sup_{f \in \mathcal{F}} |\hat{e}_{orig}(f) - e_{orig}(f)| > B_{ind} \sqrt{\frac{\log(2\delta^{-1}\mathcal{N}(\mathcal{F}, r))}{2n}} + 2r \right) \\ &= \mathbb{P} \left(\exists f \in \mathcal{F} : |\hat{e}_{orig}(f) - e_{orig}(f)| > B_{ind} \sqrt{\frac{\log(2\delta^{-1}\mathcal{N}(\mathcal{F}, r))}{2n}} + 2r \right) \\ &\leq \mathbb{P} \left(\exists g \in \mathcal{G}_r : |\hat{e}_{orig}(g) - e_{orig}(g)| + 2r > B_{ind} \sqrt{\frac{\log(2\delta^{-1}\mathcal{N}(\mathcal{F}, r))}{2n}} + 2r \right) \quad (\text{B.27}) \\ &= \mathbb{P} \left(\bigcup_{g \in \mathcal{G}_r} |\hat{e}_{orig}(g) - e_{orig}(g)| > B_{ind} \sqrt{\frac{\log(2\delta^{-1}\mathcal{N}(\mathcal{F}, r))}{2n}} \right) \\ &\leq \sum_{g \in \mathcal{G}_r} \mathbb{P} \left(|\hat{e}_{orig}(g) - e_{orig}(g)| > B_{ind} \sqrt{\frac{\log(2\delta^{-1}\mathcal{N}(\mathcal{F}, r))}{2n}} \right). \quad \text{from the Union bound} \\ &\leq \mathcal{N}(\mathcal{F}, r) 2 \exp \left[-\frac{2n}{(B_{ind} - 0)^2} \left\{ B_{ind} \sqrt{\frac{\log(2\delta^{-1}\mathcal{N}(\mathcal{F}, r))}{2n}} \right\}^2 \right] \quad \text{from Hoeffding's inequality} \\ &= \delta. \end{aligned}$$

This completes the proof for Eq B.20.

To show Eq B.21, let F_D denote the cumulative distribution function for a distribution D . Let \tilde{D}_p be the distribution such that

$$F_{\tilde{D}_p}(Y = y, X_1 = x_1, X_2 = x_2) = F_{D_p}(Y = y, X_2 = x_2)F_{D_p}(X_1 = x_1).$$

Let \tilde{D}_s be the distribution satisfying

$$\mathbb{P}_{\tilde{D}_s}(Y = y, X_1 = x_1, X_2 = x_2) = \frac{1}{n(n-1)} \sum_{i=1}^n \sum_{j \neq i} \mathbf{1}(\mathbf{y}_{[j]} = y, \mathbf{X}_{1[i,\cdot]} = x_1, \mathbf{X}_{2[j,\cdot]} = x_2).$$

Let \tilde{D}^* be the uniform mixture of \tilde{D}_p and \tilde{D}_s , as in Eq B.26. Replacing e_{orig} , \hat{e}_{orig} , D_p , D_s , and D^* respectively with e_{switch} , \hat{e}_{switch} , \tilde{D}_p , \tilde{D}_s , and \tilde{D}^* , we can follow the same steps as above. For any $f \in \mathcal{F}$, we know that there exists a function $g \in \mathcal{G}_r$ satisfying $\mathbb{E}_{\tilde{D}^*} |L(g, Z) - L(f, Z)| \leq r$, which implies

$$\begin{aligned} |\hat{e}_{\text{switch}}(f) - e_{\text{switch}}(f)| &= |\hat{e}_{\text{switch}}(f) - e_{\text{switch}}(f) + \{\hat{e}_{\text{switch}}(g) - \hat{e}_{\text{switch}}(g)\} + \{e_{\text{switch}}(g) - e_{\text{switch}}(g)\}| \\ &\leq |\hat{e}_{\text{switch}}(g) - e_{\text{switch}}(g)| + \mathbb{E}_{\tilde{D}_p} |L(g, Z) - L(f, Z)| + \mathbb{E}_{\tilde{D}_s} |L(f, Z) - L(g, Z)| \\ &= |\hat{e}_{\text{switch}}(g) - e_{\text{switch}}(g)| + 2\mathbb{E}_{\tilde{D}^*} |L(g, Z) - L(f, Z)| \\ &\leq |\hat{e}_{\text{switch}}(g) - e_{\text{switch}}(g)| + 2r. \end{aligned}$$

As a result,

$$\begin{aligned} &\mathbb{P} \left(\sup_{f \in \mathcal{F}} |\hat{e}_{\text{switch}}(f) - e_{\text{switch}}(f)| > B_{\text{ind}} \sqrt{\frac{\log(2\delta^{-1}\mathcal{N}(\mathcal{F}, r))}{n}} + 2r \right) \\ &\leq \mathbb{P} \left(\exists g \in \mathcal{G}_r : |\hat{e}_{\text{switch}}(g) - e_{\text{switch}}(g)| + 2r > B_{\text{ind}} \sqrt{\frac{\log(2\delta^{-1}\mathcal{N}(\mathcal{F}, r))}{n}} + 2r \right) \\ &\leq \sum_{g \in \mathcal{G}_r} \mathbb{P} \left(|\hat{e}_{\text{switch}}(g) - e_{\text{switch}}(g)| > B_{\text{ind}} \sqrt{\frac{\log(2\delta^{-1}\mathcal{N}(\mathcal{F}, r))}{n}} \right) \\ &\leq \mathcal{N}(\mathcal{F}, r) 2 \exp \left[-\frac{n}{(B_{\text{ind}} - 0)^2} \left\{ B_{\text{ind}} \sqrt{\frac{\log(2\delta^{-1}\mathcal{N}(\mathcal{F}, r))}{n}} \right\}^2 \right] \\ &= \delta. \end{aligned}$$

This completes the proof for Eq B.21.

For Eq B.22, we apply Lemma 21 to obtain

$$\begin{aligned}
& \mathbb{P} \left[\sup_{f \in \mathcal{F}} \left| \frac{\hat{e}_{\text{orig}}(f)}{\hat{e}_{\text{switch}}(f)} - \frac{e_{\text{orig}}(f)}{e_{\text{switch}}(f)} \right| > \mathcal{Q}_4 \right] \tag{B.28} \\
&= \mathbb{P} \left(\exists f \in \mathcal{F} : \left| \frac{\hat{e}_{\text{orig}}(f)}{\hat{e}_{\text{switch}}(f)} - \frac{e_{\text{orig}}(f)}{e_{\text{switch}}(f)} \right| > \mathcal{Q}_4 \right) \\
&\leq \mathbb{P} \left(\left\{ \exists f \in \mathcal{F} : |\hat{e}_{\text{orig}}(f) - e_{\text{orig}}(f)| > B_{\text{ind}} \sqrt{\frac{\log(4\delta^{-1}\mathcal{N}(\mathcal{F}, r))}{2n}} + 2r \right\} \cup \left\{ \exists f \in \mathcal{F} : |\hat{e}_{\text{switch}}(f) - e_{\text{switch}}(f)| > B_{\text{ind}} \sqrt{\frac{\log(4\delta^{-1}\mathcal{N}(\mathcal{F}, r\sqrt{2}))}{n}} + 2r\sqrt{2} \right\} \right) \quad \text{from Eq B.24 \& Lemma 21} \\
&= \mathbb{P} \left(\sup_{f \in \mathcal{F}} |\hat{e}_{\text{orig}}(f) - e_{\text{orig}}(f)| > B_{\text{ind}} \sqrt{\frac{\log(4\delta^{-1}\mathcal{N}(\mathcal{F}, r))}{2n}} + 2r \right) \\
&\quad + \mathbb{P} \left(\sup_{f \in \mathcal{F}} |\hat{e}_{\text{switch}}(f) - e_{\text{switch}}(f)| > B_{\text{ind}} \sqrt{\frac{\log(4\delta^{-1}\mathcal{N}(\mathcal{F}, r\sqrt{2}))}{n}} + 2r\sqrt{2} \right) \\
&\leq \frac{\delta}{2} + \frac{\delta}{2}. \tag{B.29} \quad \text{from Eqs B.20 and B.21}
\end{aligned}$$

Finally, for Eq B.23, we apply the same steps as in Eqs B.28 through B.29

$$\begin{aligned}
& \mathbb{P} \left[\sup_{f \in \mathcal{F}} |\{\hat{e}_{\text{switch}}(f) - \hat{e}_{\text{orig}}(f)\} - \{e_{\text{switch}}(f) - e_{\text{orig}}(f)\}| > \mathcal{Q}_{4, \text{difference}} \right] \\
&\leq \mathbb{P} \left(\left\{ \exists f \in \mathcal{F} : |\hat{e}_{\text{orig}}(f) - e_{\text{orig}}(f)| > B_{\text{ind}} \sqrt{\frac{\log(4\delta^{-1}\mathcal{N}(\mathcal{F}, r))}{2n}} + 2r \right\} \cup \left\{ \exists f \in \mathcal{F} : |\hat{e}_{\text{switch}}(f) - e_{\text{switch}}(f)| > B_{\text{ind}} \sqrt{\frac{\log(4\delta^{-1}\mathcal{N}(\mathcal{F}, r\sqrt{2}))}{n}} + 2r\sqrt{2} \right\} \right) \quad \text{from Eq B.25 \& Lemma 21} \\
&\leq \frac{\delta}{2} + \frac{\delta}{2}.
\end{aligned}$$

□

B.5.2 Implementing Theorem 22 to show Theorem 5

Proof. Consider the event that

$$\exists \hat{f}_{+, \epsilon_3} \in \arg \max_{f \in \hat{\mathcal{R}}(\epsilon_3, \mathcal{F})} \widehat{MR}(f) \text{ such that } MCR_+(\epsilon) < MR(\hat{f}_{+, \epsilon_3}). \tag{B.30}$$

A brief outline of our proof for Eq 3.7 is as follows. We expect Eq B.30 to be unlikely due to the fact that $\epsilon_3 < \epsilon$. If Eq B.30 does not hold, then the only way that $MCR_+(\epsilon) < \widehat{MCR}_+(\epsilon_3) - \mathcal{Q}_3$ holds is if there exists $\hat{f}_{+, \epsilon_3} \in \arg \max_{f \in \hat{\mathcal{R}}(\epsilon_3, \mathcal{F})} \widehat{MR}(f)$ which has an empirical MR that differs from its population-level MR by at least \mathcal{Q}_3 .

To show that Eq B.30 is unlikely, we apply Theorem 22:

$$\begin{aligned}
& \mathbb{P} \left(\exists \hat{f}_{+, \epsilon_3} \in \arg \max_{f \in \hat{\mathcal{R}}(\epsilon_3, \mathcal{F})} \widehat{MR}(f) : MCR_+(\epsilon) < MR(\hat{f}_{+, \epsilon_3}) \right) \\
& \leq \mathbb{P} \left(\exists f \in \hat{\mathcal{R}}(\epsilon_3, \mathcal{F}) : MCR_+(\epsilon) < MR(f) \right) && \text{by definition of } MCR_+(\epsilon) \\
& = \mathbb{P} \left(\exists f \in \hat{\mathcal{R}}(\epsilon_3, \mathcal{F}) : e_{\text{orig}}(f) > \epsilon \right) && \text{by definition of } \hat{\mathcal{R}}(\epsilon_3, \mathcal{F}) \\
& = \mathbb{P} \left(\exists f \in \mathcal{F}, e_{\text{orig}}(f) > \epsilon : \hat{e}_{\text{orig}}(f) \leq \epsilon_3 \right) && \text{by definition of } \epsilon_3 \\
& = \mathbb{P} \left(\exists f \in \mathcal{F}, e_{\text{orig}}(f) > \epsilon : \hat{e}_{\text{orig}}(f) - \epsilon \leq -B_{\text{ind}} \sqrt{\frac{\log(4\delta^{-1}\mathcal{N}(\mathcal{F}, r))}{2n}} - 2r \right) \\
& \leq \mathbb{P} \left(\exists f \in \mathcal{F}, e_{\text{orig}}(f) > \epsilon : \hat{e}_{\text{orig}}(f) - e_{\text{orig}}(f) \leq -B_{\text{ind}} \sqrt{\frac{\log(4\delta^{-1}\mathcal{N}(\mathcal{F}, r))}{2n}} - 2r \right) \\
& \leq \mathbb{P} \left(\sup_{f \in \mathcal{F}} |\hat{e}_{\text{orig}}(f) - e_{\text{orig}}(f)| \geq B_{\text{ind}} \sqrt{\frac{\log(4\delta^{-1}\mathcal{N}(\mathcal{F}, r))}{2n}} + 2r \right) \\
& = \frac{\delta}{2} && \text{from Theorem 22.}
\end{aligned} \tag{B.31}$$

If Eq B.30 does not hold, we have

$$\begin{aligned}
MCR_+(\epsilon) & \geq MR(\hat{f}_{+, \epsilon_3}) && \text{for all } \hat{f}_{+, \epsilon_3} \in \arg \max_{f \in \hat{\mathcal{R}}(\epsilon_3, \mathcal{F})} \widehat{MR}(f) \\
& = \widehat{MR}(\hat{f}_{+, \epsilon_3}) - \left\{ \widehat{MR}(\hat{f}_{+, \epsilon_3}) - MR(\hat{f}_{+, \epsilon_3}) \right\} && \text{for all } \hat{f}_{+, \epsilon_3} \in \arg \max_{f \in \hat{\mathcal{R}}(\epsilon_3, \mathcal{F})} \widehat{MR}(f) \\
& = \widehat{MCR}_+(\epsilon_3) - \left\{ \widehat{MR}(\hat{f}_{+, \epsilon_3}) - MR(\hat{f}_{+, \epsilon_3}) \right\} && \text{for all } \hat{f}_{+, \epsilon_3} \in \arg \max_{f \in \hat{\mathcal{R}}(\epsilon_3, \mathcal{F})} \widehat{MR}(f) \\
& \geq \widehat{MCR}_+(\epsilon_3) - \sup_{f \in \mathcal{F}} |\widehat{MR}(f) - MR(f)|. && \tag{B.32}
\end{aligned}$$

Let q_{ratio} and $q_{\text{difference}}$ be defined as in Lemma 21. Then

$$\begin{aligned}
\mathcal{Q}_3 & = \frac{B_{\text{avg}}}{b_{\text{avg}}} - \frac{B_{\text{avg}} - \left\{ B_{\text{ind}} \sqrt{\frac{\log(8\delta^{-1}\mathcal{N}(\mathcal{F}, r\sqrt{2}))}{n}} + 2r\sqrt{2} \right\}}{b_{\text{avg}} + \left\{ B_{\text{ind}} \sqrt{\frac{\log(8\delta^{-1}\mathcal{N}(\mathcal{F}, r))}{2n}} + 2r \right\}} \\
& = q_{\text{ratio}} \left(B_{\text{ind}} \sqrt{\frac{\log(8\delta^{-1}\mathcal{N}(\mathcal{F}, r\sqrt{2}))}{n}} + 2r\sqrt{2}, B_{\text{ind}} \sqrt{\frac{\log(8\delta^{-1}\mathcal{N}(\mathcal{F}, r))}{2n}} + 2r \right) && \tag{B.33}
\end{aligned}$$

Theorem 22 implies that the sup term in Eq B.32 is less than \mathcal{Q}_3 with probability at least $1 - \frac{\delta}{2}$. Now, examining the left-hand side of Eq 3.7, we see

$$\begin{aligned}
& \mathbb{P}\left(MCR_+(\epsilon) < \widehat{MCR}_+(\epsilon_3) - \mathcal{Q}_3\right) \\
& \leq \mathbb{P}\left[\left\{\exists \hat{f}_{+, \epsilon_3} \in \arg \max_{f \in \widehat{\mathcal{R}}(\epsilon_3, \mathcal{F})} \widehat{MR}(f) : MCR_+(\epsilon) < MR(\hat{f}_{+, \epsilon_3})\right\}\right. \\
& \quad \left. \cup \left\{\sup_{f \in \mathcal{F}} |\widehat{MR}(f) - MR(f)| > \mathcal{Q}_3\right\}\right] \quad \text{from Eq B.32} \\
& \leq \mathbb{P}\left[\left\{\exists \hat{f}_{+, \epsilon_3} \in \arg \max_{f \in \widehat{\mathcal{R}}(\epsilon_3, \mathcal{F})} \widehat{MR}(f) : MCR_+(\epsilon) < MR(\hat{f}_{+, \epsilon_3})\right\}\right. \\
& \quad \left. + \mathbb{P}\left[\sup_{f \in \mathcal{F}} |\widehat{MR}(f) - MR(f)| > \mathcal{Q}_3\right]\right] \quad \text{from the Union bound} \\
& = \frac{\delta}{2} + \frac{\delta}{2}. \quad \text{from Eq B.31, Eq B.33, \& Theorem 22}
\end{aligned} \tag{B.34}$$

This completes the proof for Eq 3.7.

Alternatively, if we have defined model reliance as $MR(f) = e_{\text{switch}}(f) - e_{\text{orig}}(f)$ (see Section 9.4), with $\widehat{MR}(f) = \hat{e}_{\text{switch}}(f) - \hat{e}_{\text{orig}}(f)$, and

$$\begin{aligned}
\mathcal{Q}_{3, \text{difference}} &= B_{\text{ind}} \left\{ \sqrt{\frac{\log(8\delta^{-1}\mathcal{N}(\mathcal{F}, r\sqrt{2}))}{n}} + \sqrt{\frac{\log(8\delta^{-1}\mathcal{N}(\mathcal{F}, r))}{2n}} \right\} + 2r(\sqrt{2} + 1) \\
&= q_{\text{difference}} \left(B_{\text{ind}} \sqrt{\frac{\log(8\delta^{-1}\mathcal{N}(\mathcal{F}, r\sqrt{2}))}{n}} + 2r\sqrt{2}, B_{\text{ind}} \sqrt{\frac{\log(8\delta^{-1}\mathcal{N}(\mathcal{F}, r))}{2n}} + 2r \right),
\end{aligned}$$

then same proof of Eq 3.7 holds if we replace \mathcal{Q}_3 with $\mathcal{Q}_{3, \text{difference}}$, relax the assumption on b_{avg} to allow $b_{\text{avg}} = 0$, and apply Eq B.23 in Eq B.34.

For Eq 3.8 we can use the same approach. Consider the event that

$$\exists \hat{f}_{-, \epsilon_3} \in \arg \min_{f \in \widehat{\mathcal{R}}(\epsilon_3, \mathcal{F})} \widehat{MR}(f) : MCR_-(\epsilon) > MR(\hat{f}_{-, \epsilon_3}). \tag{B.35}$$

Applying steps analogous to those used to derive Eq B.31, we have

$$\begin{aligned}
\mathbb{P}\left(\exists \hat{f}_{-, \epsilon_3} \in \arg \min_{f \in \widehat{\mathcal{R}}(\epsilon_3, \mathcal{F})} \widehat{MR}(f) : MCR_-(\epsilon) > MR(\hat{f}_{-, \epsilon_3})\right) &\leq \mathbb{P}(\exists f \in \mathcal{F} \text{ s.t. } e_{\text{orig}}(f) > \epsilon \text{ and } \hat{e}_{\text{orig}}(f) \leq \epsilon_3) \\
&\leq \frac{\delta}{2}.
\end{aligned}$$

Analogous to B.32, when Eq B.35 does not hold, we have have

$$\begin{aligned}
MCR_-(\epsilon) &\leq MR(\hat{f}_{-, \epsilon_3}) && \text{for all } \hat{f}_{-, \epsilon_3} \in \arg \min_{f \in \widehat{\mathcal{R}}(\epsilon_3, \mathcal{F})} \widehat{MR}(f) \\
&= \widehat{MR}(\hat{f}_{-, \epsilon_3}) + \left\{ MR(\hat{f}_{-, \epsilon_3}) - \widehat{MR}(\hat{f}_{-, \epsilon_3}) \right\} && \text{for all } \hat{f}_{-, \epsilon_3} \in \arg \min_{f \in \widehat{\mathcal{R}}(\epsilon_3, \mathcal{F})} \widehat{MR}(f) \\
&= \widehat{MCR}_-(\epsilon_3) + \left\{ MR(\hat{f}_{-, \epsilon_3}) - \widehat{MR}(\hat{f}_{-, \epsilon_3}) \right\} && \text{for all } \hat{f}_{-, \epsilon_3} \in \arg \min_{f \in \widehat{\mathcal{R}}(\epsilon_3, \mathcal{F})} \widehat{MR}(f) \\
&\leq \widehat{MCR}_-(\epsilon_3) + \sup_{f \in \mathcal{F}} |MR(f) - \widehat{MR}(f)|
\end{aligned}$$

Finally, analogous to Eq B.34,

$$\begin{aligned}
& \mathbb{P} \left(MCR_-(\epsilon) > \widehat{MCR}(\epsilon_3) + \mathcal{Q}_3 \right) \\
& \leq \mathbb{P} \left[\left\{ \exists \hat{f}_{-, \epsilon_3} \in \arg \min_{f \in \widehat{\mathcal{R}}(\epsilon_3, \mathcal{F})} \widehat{MR}(f) : MCR_-(\epsilon) > MR(\hat{f}_{-, \epsilon_3}) \right\} \right. \\
& \quad \left. \cup \left\{ \sup_{f \in \mathcal{F}} |\widehat{MR}(f) - MR(f)| > \mathcal{Q}_3 \right\} \right] \\
& \leq \mathbb{P} \left[\exists \hat{f}_{-, \epsilon_3} \in \arg \min_{f \in \widehat{\mathcal{R}}(\epsilon_3, \mathcal{F})} \widehat{MR}(f) : MCR_-(\epsilon) > MR(\hat{f}_{-, \epsilon_3}) \right] \\
& \quad + \mathbb{P} \left[\sup_{f \in \mathcal{F}} |\widehat{MR}(f) - MR(f)| > \mathcal{Q}_3 \right] \\
& = \frac{\delta}{2} + \frac{\delta}{2}. \tag{B.36}
\end{aligned}$$

Under the difference-based definition of model reliance (see Section 9.4), the same proof for Eq 3.8 holds if we replace \mathcal{Q}_3 with $\mathcal{Q}_{3, \text{difference}}$, relax the assumption on b_{avg} to allow $b_{\text{avg}} = 0$, and apply Eq B.23 in Eq B.36. \square

B.6 Proof of Theorem 6

Proof. First we consider $e_{\text{orig}}(f^*)$. Under the assumption that $(Y_1, Y_0) \perp T|C$, we have $f^*(t, c) = \mathbb{E}(Y|C = c, T = t) = \mathbb{E}(Y_t|C = c)$. Applying this, we see that

$$\begin{aligned}
e_{\text{orig}}(f^*) &= \mathbb{E}L(f^*, (Y, T, C)) \\
&= \mathbb{E}L(f^*, (Y_T, T, C)) \\
&= \mathbb{E}_T \mathbb{E}_{C|T} \mathbb{E}_{Y_T|C} [\{Y_T - \mathbb{E}(Y_T|C)\}^2] \\
&= \mathbb{E}_T \mathbb{E}_{C|T} \text{Var}(Y_T|C) \\
&= q \mathbb{E}_{C|T=0} \text{Var}(Y_0|C) + p \mathbb{E}_{C|T=1} \text{Var}(Y_1|C), \tag{B.37}
\end{aligned}$$

where $p := \mathbb{P}(T = 1)$ and $q := \mathbb{P}(T = 0)$.

Now we consider $e_{\text{switch}}(f^*)$. Let $(Y_0^{(a)}, Y_1^{(a)}, T^{(a)}, C^{(a)})$ and $(Y_0^{(b)}, Y_1^{(b)}, T^{(b)}, C^{(b)})$ be a pair of independent random variable vectors, each with the same distribution as (Y_0, Y_1, T, C) . Then

$$\begin{aligned}
e_{\text{switch}}(f^*) &= \mathbb{E}_{T^{(b)}, T^{(a)}, C^{(b)}, Y_{T^{(b)}}^{(b)}} [\{Y_{T^{(b)}}^{(b)} - f^*(T^{(a)}, C^{(b)})\}^2] \\
&= \mathbb{E}_{T^{(b)}, T^{(a)}, C^{(b)}, Y_{T^{(b)}}^{(b)}} [\{Y_{T^{(b)}}^{(b)} - \mathbb{E}(Y_{T^{(a)}}|C = C^{(b)})\}^2] \\
&= \mathbb{E}_{T^{(b)}, T^{(a)}} \mathbb{E}_{C^{(b)}|T^{(b)}} \mathbb{E}_{Y_{T^{(b)}}^{(b)}|C^{(b)}} [\{Y_{T^{(b)}}^{(b)} - \mathbb{E}(Y_{T^{(a)}}|C = C^{(b)})\}^2].
\end{aligned}$$

First we expand the outermost expectation, over $T^{(b)}, T^{(a)}$:

$$e_{\text{switch}}(f^*) = \sum_{i, j \in \{0, 1\}} \mathbb{P}(T^{(b)} = i, T^{(a)} = j) \mathbb{E}_{C^{(b)}|T^{(b)}=i} \mathbb{E}_{Y_i^{(b)}|C^{(b)}} [\{Y_i^{(b)} - \mathbb{E}(Y_j|C = C^{(b)})\}^2]. \tag{B.38}$$

Since $T^{(b)} \perp T^{(a)}$, we can write

$$\begin{aligned}
\mathbb{P}(T^{(b)} = i, T^{(a)} = j) &= \mathbb{P}(T^{(b)} = i) \mathbb{P}(T^{(a)} = j) \\
&= p^{i+j} q^{2-i-j}.
\end{aligned}$$

Plugging this into Eq B.38 we get

$$e_{\text{switch}}(f^*) = \sum_{i,j \in \{0,1\}} p^{i+j} q^{2-i-j} \mathbb{E}_{C^{(b)}|T^{(b)}=i} \mathbb{E}_{Y_i^{(b)}|C^{(b)}} [\{Y_i^{(b)} - \mathbb{E}(Y_j|C = C^{(b)})\}^2].$$

Since $(Y_0^{(b)}, Y_1^{(b)}, C^{(b)}, T^{(b)})$ are the only random variables remaining, we can omit the superscript notation (e.g. replace $C^{(b)}$ with C) to get

$$\begin{aligned} e_{\text{switch}}(f^*) &= \sum_{i,j \in \{0,1\}} p^{i+j} q^{2-i-j} \mathbb{E}_{C|T=i} \mathbb{E}_{Y_i|C} [\{Y_i - \mathbb{E}(Y_j|C)\}^2] \\ &=: \sum_{i,j \in \{0,1\}} A_{ij}, \end{aligned}$$

where $A_{ij} = p^{i+j} q^{2-i-j} \mathbb{E}_{C|T=i} \mathbb{E}_{Y_i|C} [\{Y_i - \mathbb{E}(Y_j|C)\}^2]$. First, we consider A_{00} and A_{11} :

$$\begin{aligned} A_{00} &= q^2 \mathbb{E}_{C|T=0} \mathbb{E}_{Y_0|C} [\{Y_0 - \mathbb{E}(Y_0|C)\}^2] \\ &= q^2 \mathbb{E}_{C|T=0} \text{Var}(Y_0|C), \end{aligned}$$

and, similarly, $A_{11} = p^2 \mathbb{E}_{C|T=1} \text{Var}(Y_1|C)$.

Next we consider A_{01} and A_{10} :

$$\begin{aligned} A_{01} &: = pq \mathbb{E}_{C|T=0} \mathbb{E}_{Y_0|C} [\{Y_0 - \mathbb{E}(Y_1|C)\}^2] \\ &= pq \mathbb{E}_{C|T=0} (\mathbb{E}(Y_0^2|C) - 2\mathbb{E}(Y_0|C)\mathbb{E}(Y_1|C) + \mathbb{E}(Y_1|C)^2) \\ &= pq \mathbb{E}_{C|T=0} (\text{Var}(Y_0|C) + \mathbb{E}(Y_0|C)^2 - 2\mathbb{E}(Y_0|C)\mathbb{E}(Y_1|C) + \mathbb{E}(Y_1|C)^2) \\ &= pq \mathbb{E}_{C|T=0} (\text{Var}(Y_0|C) + [\mathbb{E}(Y_1|C) - \mathbb{E}(Y_0|C)]^2) \\ &= pq \mathbb{E}_{C|T=0} (\text{Var}(Y_0|C) + \mathcal{TE}(C)^2), \end{aligned}$$

and, following the same steps,

$$A_{10} = pq \mathbb{E}_{C|T=1} (\text{Var}(Y_1|C) + \mathcal{TE}(C)^2).$$

Plugging in A_{00}, A_{01}, A_{10} , and A_{11} we get

$$\begin{aligned} e_{\text{switch}}(f^*) &= \{A_{00} + A_{11}\} \\ &\quad + [A_{01} + A_{10}] \\ &= \{q^2 \mathbb{E}_{C|T=0} \text{Var}(Y_0|C) + p^2 \mathbb{E}_{C|T=1} \text{Var}(Y_1|C)\} \\ &\quad + [pq \mathbb{E}_{C|T=0} (\text{Var}(Y_0|C) + \mathcal{TE}(C)^2) + pq \mathbb{E}_{C|T=1} (\text{Var}(Y_1|C) + \mathcal{TE}(C)^2)] \\ &= \{q(q+p) \mathbb{E}_{C|T=0} \text{Var}(Y_0|C) + p(p+q) \mathbb{E}_{C|T=1} \text{Var}(Y_1|C)\} \end{aligned} \tag{B.39}$$

$$+ pq [\mathbb{E}_{C|T=0} (\mathcal{TE}(C)^2) + \mathbb{E}_{C|T=1} (\mathcal{TE}(C)^2)] \tag{B.40}$$

$$= \{e_{\text{orig}}(f^*)\} \tag{B.41}$$

$$+ \text{Var}(T) [\mathbb{E}_{C|T=0} (\mathcal{TE}(C)^2) + \mathbb{E}_{C|T=1} (\mathcal{TE}(C)^2)]. \tag{B.42}$$

In Lines B.39 and B.40, we consolidate terms involving $\mathbb{E}_{C|T=0} \text{Var}(Y_0|C)$ and $\mathbb{E}_{C|T=1} \text{Var}(Y_1|C)$. In Line B.41, we use $p+q=1$ to reduce Line B.39 to the right-hand side of Eq B.37. Finally, in Line B.42, we use $qp = \text{Var}(T)$. \square

B.7 Proof of Theorem 7

Proof. To show Eq 4.2 we start with $e_{\text{orig}}(f_\beta)$,

$$\begin{aligned} e_{\text{orig}}(f_\beta) &= \mathbb{E}[\{Y - X'_1 \beta_1 - X'_2 \beta_2\}^2] \\ &= \mathbb{E}[\{(Y - X'_2 \beta_2) - X'_1 \beta_1\}^2] \\ &= \mathbb{E}[(Y - X'_2 \beta_2)^2] - 2\mathbb{E}[(Y - X'_2 \beta_2)X'_1] \beta_1 + \beta_1' \mathbb{E}[X_1 X_1'] \beta_1. \end{aligned}$$

For $e_{\text{switch}}(f_\beta)$, we can follow the same steps as above:

$$\begin{aligned} e_{\text{switch}}(f_\beta) &= \mathbb{E}_{Y^{(b)}, X_1^{(a)}, X_2^{(b)}}[\{Y^{(b)} - X_1^{(a)'}\beta_1 - X_2^{(b)'}\beta_2\}^2] \\ &= \mathbb{E}[(Y^{(b)} - X_2^{(b)'}\beta_2)^2] - 2\mathbb{E}[Y^{(b)} - X_2^{(b)'}\beta_2]\mathbb{E}[X_1^{(a)'}]\beta_1 + \beta_1'\mathbb{E}[X_1^{(a)}X_1^{(a)'}]\beta_1. \end{aligned}$$

Since $(Y^{(b)}, X_1^{(b)}, X_2^{(b)})$ and $(Y^{(a)}, X_1^{(a)}, X_2^{(a)})$ each have the same distribution as (Y, X_1, X_2) , we can omit the superscript notation to show Eq 4.2:

$$\begin{aligned} e_{\text{switch}}(f_\beta) &= \mathbb{E}[(Y - X_2'\beta_2)^2] - 2\mathbb{E}[Y - X_2'\beta_2]\mathbb{E}[X_1']\beta_1 + \beta_1'\mathbb{E}[X_1X_1']\beta_1 \\ e_{\text{switch}}(f_\beta) &= e_{\text{orig}}(f_\beta) - 2\mathbb{E}[Y - X_2'\beta_2]\mathbb{E}[X_1']\beta_1 + 2\mathbb{E}[(Y - X_2'\beta_2)X_1']\beta_1 \\ e_{\text{switch}}(f_\beta) &= e_{\text{orig}}(f_\beta) + 2\text{Cov}(Y - X_2'\beta_2, X_1)\beta_1 \\ e_{\text{switch}}(f_\beta) &= e_{\text{orig}}(f_\beta) + 2\text{Cov}(Y, X_1)\beta_1 - 2\beta_2\text{Cov}(X_2, X_1)\beta_1 \\ e_{\text{switch}}(f_\beta) - e_{\text{orig}}(f_\beta) &= 2\text{Cov}(Y, X_1)\beta_1 - 2\beta_2\text{Cov}(X_2, X_1)\beta_1. \end{aligned}$$

Next, we can use a similar approach to show Eq 4.3:

$$\begin{aligned} \hat{e}_{\text{switch}}(f_\beta) &= \frac{1}{n(n-1)} \sum_{i=1}^n \sum_{j \neq i} h_f(\mathbf{Z}_{[i,\cdot]}, \mathbf{Z}_{[j,\cdot]}) \\ n(n-1)\hat{e}_{\text{switch}}(f_\beta) &= \sum_{i=1}^n \sum_{j \neq i} (\mathbf{y}_{[j]} - \mathbf{X}_{2[i,\cdot]}\beta_2 - \mathbf{X}_{1[j,\cdot]}\beta_1)^2 \\ &= \sum_{i=1}^n \sum_{j \neq i} \{(\mathbf{y}_{[j]} - \mathbf{X}_{2[j,\cdot]}\beta_2)^2 - 2(\mathbf{y}_{[j]} - \mathbf{X}_{2[j,\cdot]}\beta_2)(\mathbf{X}_{1[i,\cdot]}\beta_1) + (\mathbf{X}_{1[i,\cdot]}\beta_1)^2\} \\ &= (n-1) \sum_{i=1}^n (\mathbf{y}_{[i]} - \mathbf{X}_{2[i,\cdot]}\beta_2)^2 - 2 \left\{ \sum_{i=1}^n \sum_{j \neq i} (\mathbf{X}_{1[i,\cdot]}\beta_1)(\mathbf{y}_{[j]} - \mathbf{X}_{2[j,\cdot]}\beta_2) \right\} + (n-1) \sum_{i=1}^n (\mathbf{X}_{1[i,\cdot]}\beta_1)^2. \end{aligned} \tag{B.43}$$

Focusing on the term in braces,

$$\begin{aligned} &\sum_{i=1}^n \sum_{j \neq i} (\mathbf{X}_{1[i,\cdot]}\beta_1)(\mathbf{y}_{[j]} - \mathbf{X}_{2[j,\cdot]}\beta_2) \\ &= \sum_{i=1}^n \sum_{j=1}^n (\mathbf{X}_{1[i,\cdot]}\beta_1)(\mathbf{y}_{[j]} - \mathbf{X}_{2[j,\cdot]}\beta_2) - \sum_{i=1}^n (\mathbf{X}_{1[i,\cdot]}\beta_1)(\mathbf{y}_{[i]} - \mathbf{X}_{2[i,\cdot]}\beta_2) \\ &= \sum_{i=1}^n (\mathbf{X}_{1[i,\cdot]}\beta_1) \sum_{j=1}^n (\mathbf{y}_{[j]} - \mathbf{X}_{2[j,\cdot]}\beta_2) - \sum_{i=1}^n (\mathbf{X}_{1[i,\cdot]}\beta_1)(\mathbf{y}_{[i]} - \mathbf{X}_{2[i,\cdot]}\beta_2) \\ &= \{(\mathbf{X}_1\beta_1)'\mathbf{1}_n\} \{\mathbf{1}_n'(\mathbf{y} - \mathbf{X}_2\beta_2)\} - (\mathbf{X}_1\beta_1)'(\mathbf{y} - \mathbf{X}_2\beta_2) \\ &= (\mathbf{X}_1\beta_1)'(\mathbf{1}_n\mathbf{1}_n' - \mathbf{I}_n)(\mathbf{y} - \mathbf{X}_2\beta_2). \end{aligned} \tag{B.44}$$

Plugging this into Eq B.43, and applying the sample linear algebra representations as in Eq B.44, we get

$$\begin{aligned}
n(n-1)\hat{e}_{\text{switch}}(f_\beta) &= (n-1)\|\mathbf{y} - \mathbf{X}_2\beta_2\|_2^2 \\
&\quad - 2(\mathbf{X}_1\beta_1)'(\mathbf{1}_n\mathbf{1}'_n - \mathbf{I}_n)(\mathbf{y} - \mathbf{X}_2\beta_2) \\
&\quad + (n-1)\|\mathbf{X}_1\beta_1\|_2^2 \\
n\hat{e}_{\text{switch}}(f_\beta) &= \|\mathbf{y} - \mathbf{X}_2\beta_2\|_2^2 \\
&\quad - 2(\mathbf{X}_1\beta_1)'\mathbf{W}(\mathbf{y} - \mathbf{X}_2\beta_2) \\
&\quad + \|\mathbf{X}_1\beta_1\|_2^2 \\
&= \mathbf{y}'\mathbf{y} - 2\mathbf{y}'\mathbf{X}_2\beta_2 + \beta_2'\mathbf{X}_2'\mathbf{X}_2\beta_2 \\
&\quad - 2\beta_1'\mathbf{X}_1'\mathbf{W}\mathbf{y} + 2\beta_1'\mathbf{X}_1'\mathbf{W}\mathbf{X}_2\beta_2 \\
&\quad + \beta_1'\mathbf{X}_1'\mathbf{X}_1\beta_1 \\
&= \mathbf{y}'\mathbf{y} - 2 \begin{bmatrix} \mathbf{X}_1'\mathbf{W}\mathbf{y} \\ \mathbf{X}_2'\mathbf{y} \end{bmatrix}' \beta + \beta' \begin{bmatrix} \mathbf{X}_1'\mathbf{X}_1 & \mathbf{X}_1'\mathbf{W}\mathbf{X}_2 \\ \mathbf{X}_2'\mathbf{W}\mathbf{X}_1 & \mathbf{X}_2'\mathbf{X}_2 \end{bmatrix} \beta.
\end{aligned}$$

□

B.8 Proofs for binary search

All of the proofs in this section are unchanged if we replace $\hat{e}_{\text{orig}}(f)$ with $\hat{e}_{\text{divide}}(f)$ in our definitions of $h_{-, \gamma}$, $h_{+, \gamma}$, $g_{-, \gamma}$, $g_{+, \gamma}$, and \widehat{MCR} . Throughout the following proofs, we will make use of the fact that, for constants $a, b, c, d \in \mathbb{R}$ satisfying $a \geq c$, the relation $a + b \leq c + d$ implies

$$\begin{aligned}
a + b &\leq c + d \\
a - c &\leq d - b \\
0 &\leq d - b && \text{since } 0 \leq a - c \\
b &\leq d.
\end{aligned} \tag{B.45}$$

We also make use of the fact that for any $\gamma_1, \gamma_2 \in \mathbb{R}$, the definitions of g_{+, γ_1} and g_{-, γ_1} imply

$$h_{\gamma_+, a}(g_{\gamma_+, a}) \leq h_{\gamma_+, a}(g_{\gamma_+, b}), \quad \text{and} \quad h_{\gamma_-, a}(g_{\gamma_-, a}) \leq h_{\gamma_-, a}(g_{\gamma_-, b}). \tag{B.46}$$

Finally, for any two values $\gamma_1, \gamma_2 \in \mathbb{R}$, we make use of the fact that

$$\begin{aligned}
h_{+, \gamma_1}(f) &= \hat{e}_{\text{orig}}(f) + \gamma_1\hat{e}_{\text{switch}}(f) \\
&= \hat{e}_{\text{orig}}(f) + \gamma_2\hat{e}_{\text{switch}}(f) + \{\gamma_1\hat{e}_{\text{switch}}(f) - \gamma_2\hat{e}_{\text{switch}}(f)\} \\
&= h_{+, \gamma_2}(f) + (\gamma_1 - \gamma_2)\hat{e}_{\text{switch}}(f),
\end{aligned} \tag{B.47}$$

and, by the same steps,

$$h_{-, \gamma_1}(f) = h_{-, \gamma_2}(f) + (\gamma_1 - \gamma_2)\hat{e}_{\text{orig}}(f). \tag{B.48}$$

B.8.1 Proof of Lemma 9 (lower bound for $\widehat{MCR}_-(\epsilon)$)

Proof. Part 1: Showing Eq 6.1.

If $h_{-, \gamma}(g_{-, \gamma}) \geq 0$, then for any function $f \in \mathcal{F}$ satisfying $\hat{e}_{\text{orig}}(f) \leq \epsilon$ we know that

$$\begin{aligned}
\frac{1}{\epsilon} &\leq \frac{1}{\hat{e}_{\text{orig}}(f)} \\
\frac{h_{-, \gamma}(g_{-, \gamma})}{\epsilon} &\leq \frac{h_{-, \gamma}(g_{-, \gamma})}{\hat{e}_{\text{orig}}(f)}.
\end{aligned} \tag{B.49}$$

Now, for any $f \in \mathcal{F}$ satisfying $\hat{e}_{\text{orig}}(f) \leq \epsilon$, the definition of $g_{-, \gamma}$ implies that

$$\begin{aligned}
h_{-, \gamma}(f) &\geq h_{-, \gamma}(g_{-, \gamma}) \\
\gamma \hat{e}_{\text{orig}}(f) + \hat{e}_{\text{switch}}(f) &\geq h_{-, \gamma}(g_{-, \gamma}) \\
\gamma + \frac{\hat{e}_{\text{switch}}(f)}{\hat{e}_{\text{orig}}(f)} &\geq \frac{h_{-, \gamma}(g_{-, \gamma})}{\hat{e}_{\text{orig}}(f)} \\
\gamma + \frac{\hat{e}_{\text{switch}}(f)}{\hat{e}_{\text{orig}}(f)} &\geq \frac{h_{-, \gamma}(g_{-, \gamma})}{\epsilon} && \text{from Eq B.49} \\
\widehat{MR}(f) &\geq \frac{h_{-, \gamma}(g_{-, \gamma})}{\epsilon} - \gamma.
\end{aligned}$$

It follows that $\left[\frac{h_{-, \gamma}(g_{-, \gamma})}{\epsilon} - \gamma \right] \leq \widehat{MCR}_-(\epsilon)$.

Part 2: Showing that if, further, $\gamma \in \mathbb{R}$ satisfies Condition 8, and at least one of the equalities in Condition 8 holds with equality, then Eq 6.1 holds with equality, and $\widehat{MR}(g_{-, \gamma}) = \widehat{MCR}_-(\epsilon)$.

Since $\hat{e}_{\text{orig}}(g_{-, \gamma}) \leq \epsilon$ by Condition 8, we know that $\widehat{MCR}_-(\epsilon) \leq \widehat{MR}(g_{-, \gamma})$. Under Condition 8, the results from Part 1 (above) also apply, and $\left[\frac{h_{-, \gamma}(g_{-, \gamma})}{\epsilon} - \gamma \right] \leq \widehat{MCR}_-(\epsilon)$. It remains to be shown that if at least one of the inequalities in Condition 8 holds with equality, then $\left[\frac{h_{-, \gamma}(g_{-, \gamma})}{\epsilon} - \gamma \right] = \widehat{MR}(g_{-, \gamma})$. Together these results will also imply that $\left[\frac{h_{-, \gamma}(g_{-, \gamma})}{\epsilon} - \gamma \right] = \widehat{MCR}_-(\epsilon) = \widehat{MR}(g_{-, \gamma})$.

We consider each of the two inequalities in Condition 8 separately. If $h_{-, \gamma}(g_{-, \gamma}) = 0$, then

$$\begin{aligned}
0 &= \gamma \hat{e}_{\text{orig}}(g_{-, \gamma}) + \hat{e}_{\text{switch}}(g_{-, \gamma}) \\
\frac{-\hat{e}_{\text{switch}}(g_{-, \gamma})}{\hat{e}_{\text{orig}}(g_{-, \gamma})} &= \gamma.
\end{aligned}$$

As a result

$$\frac{h_{-, \gamma}(g_{-, \gamma})}{\epsilon} - \gamma = \frac{0}{\epsilon} - \left\{ \frac{-\hat{e}_{\text{switch}}(g_{-, \gamma})}{\hat{e}_{\text{orig}}(g_{-, \gamma})} \right\} = \widehat{MR}(g_{-, \gamma}).$$

Alternatively, if $\hat{e}_{\text{orig}}(g_{-, \gamma}) = \epsilon$, then

$$\frac{h_{-, \gamma}(g_{-, \gamma})}{\epsilon} - \gamma = \frac{\gamma \hat{e}_{\text{orig}}(g_{-, \gamma}) + \hat{e}_{\text{switch}}(g_{-, \gamma})}{\hat{e}_{\text{orig}}(g_{-, \gamma})} - \gamma = \gamma + \frac{\hat{e}_{\text{switch}}(g_{-, \gamma})}{\hat{e}_{\text{orig}}(g_{-, \gamma})} - \gamma = \widehat{MR}(g_{-, \gamma}).$$

□

B.8.2 Proof of Lemma 10 (monotonicity for $\widehat{MCR}_-(\epsilon)$ binary search)

Proof. Part 1: $h_{-, \gamma}(g_{-, \gamma})$ is monotonically increasing in γ .

Let $\gamma_1, \gamma_2 \in \mathbb{R}$ satisfy $\gamma_1 < \gamma_2$. We have assumed that $0 \leq \hat{e}_{\text{orig}}(f), \hat{e}_{\text{switch}}(f)$ for any $f \in \mathcal{F}$, by the nonnegativity of L . Thus, for any $f \in \mathcal{F}$ we have

$$\begin{aligned}
\gamma_1 \hat{e}_{\text{orig}}(f) + \hat{e}_{\text{switch}}(f) &\leq \gamma_2 \hat{e}_{\text{orig}}(f) + \hat{e}_{\text{switch}}(f) \\
h_{-, \gamma_1}(f) &\leq h_{-, \gamma_2}(f).
\end{aligned} \tag{B.50}$$

Applying this, we have

$$\begin{aligned}
h_{-, \gamma_1}(g_{-, \gamma_1}) &\leq h_{-, \gamma_1}(g_{-, \gamma_2}) && \text{from Eq B.46} \\
&\leq h_{-, \gamma_2}(g_{-, \gamma_2}) && \text{from Eq B.50.}
\end{aligned}$$

Part 2: $\hat{e}_{\text{orig}}(g_{-, \gamma})$ is monotonically decreasing in γ .

Let $\gamma_1, \gamma_2 \in \mathbb{R}$ satisfy $\gamma_1 < \gamma_2$. Then

$$\begin{aligned} h_{-, \gamma_1}(g_{-, \gamma_1}) &\leq h_{-, \gamma_1}(g_{-, \gamma_2}) && \text{from Eq B.46} \\ h_{-, \gamma_2}(g_{-, \gamma_1}) + (\gamma_1 - \gamma_2)\hat{e}_{\text{orig}}(g_{-, \gamma_1}) &\leq h_{-, \gamma_2}(g_{-, \gamma_2}) + (\gamma_1 - \gamma_2)\hat{e}_{\text{orig}}(g_{-, \gamma_2}) && \text{from Eq B.48} \\ (\gamma_1 - \gamma_2)\hat{e}_{\text{orig}}(g_{-, \gamma_1}) &\leq (\gamma_1 - \gamma_2)\hat{e}_{\text{orig}}(g_{-, \gamma_2}) && \text{from Eqs B.45 \& B.46} \\ \hat{e}_{\text{orig}}(g_{-, \gamma_1}) &\geq \hat{e}_{\text{orig}}(g_{-, \gamma_2}). \end{aligned}$$

Part 3: $\left\{ \frac{h_{-, \gamma}(g_{-, \gamma})}{\epsilon} - \gamma \right\}$ is monotonically decreasing in γ in the range where $\hat{e}_{\text{orig}}(g_{-, \gamma}) \leq \epsilon$, and increasing otherwise.

Suppose $\gamma_1 < \gamma_2$ and $\hat{e}_{\text{orig}}(g_{-, \gamma_1}), \hat{e}_{\text{orig}}(g_{-, \gamma_2}) \leq \epsilon$. Then, from Eq B.46

$$\begin{aligned} h_{-, \gamma_2}(g_{-, \gamma_2}) &\leq h_{-, \gamma_2}(g_{-, \gamma_1}) \\ h_{-, \gamma_2}(g_{-, \gamma_2}) &\leq h_{-, \gamma_1}(g_{-, \gamma_1}) + (\gamma_2 - \gamma_1)\hat{e}_{\text{orig}}(g_{-, \gamma_1}) && \text{from Eq B.48} \\ h_{-, \gamma_2}(g_{-, \gamma_2}) &\leq h_{-, \gamma_1}(g_{-, \gamma_1}) + (\gamma_2 - \gamma_1)\epsilon && \text{from } \hat{e}_{\text{orig}}(g_{-, \gamma_1}) \leq \epsilon \\ \frac{h_{-, \gamma_2}(g_{-, \gamma_2})}{\epsilon} - \gamma_2 &\leq \frac{h_{-, \gamma_1}(g_{-, \gamma_1})}{\epsilon} - \gamma_1. \end{aligned}$$

Similarly, if $\gamma_1 < \gamma_2$ and $\hat{e}_{\text{orig}}(g_{-, \gamma_1}), \hat{e}_{\text{orig}}(g_{-, \gamma_2}) \geq \epsilon$. Then, from Eq B.46

$$\begin{aligned} h_{-, \gamma_1}(g_{-, \gamma_1}) &\leq h_{-, \gamma_1}(g_{-, \gamma_2}) \\ h_{-, \gamma_1}(g_{-, \gamma_1}) &\leq h_{-, \gamma_2}(g_{-, \gamma_2}) + (\gamma_1 - \gamma_2)\hat{e}_{\text{orig}}(g_{-, \gamma_2}) && \text{from Eq B.48} \\ h_{-, \gamma_1}(g_{-, \gamma_1}) &\leq h_{-, \gamma_2}(g_{-, \gamma_2}) + (\gamma_1 - \gamma_2)\epsilon && \text{from } \hat{e}_{\text{orig}}(g_{-, \gamma_2}) \geq \epsilon \\ \frac{h_{-, \gamma_1}(g_{-, \gamma_1})}{\epsilon} - \gamma_1 &\leq \frac{h_{-, \gamma_2}(g_{-, \gamma_2})}{\epsilon} - \gamma_2. \end{aligned}$$

□

B.8.3 Proof of Remark 12 (convexity for $\widehat{MCR}_-(\epsilon)$ binary search)

Proof. Let $\gamma_1 := \frac{1}{n-1}$. First we show that there exists a function g_{-, γ_1} minimizing h_{-, γ_1} such that $\widehat{MR}(g_1) = 1$. Let D_s denote the sample distribution of the data, and let D_m be the distribution satisfying

$$\begin{aligned} \mathbb{P}_{D_m}\{(Y, X_1, X_2) = (y, x_1, x_2)\} &= \mathbb{P}_{D_s}\{(Y, X_2) = (y, x_2)\} \times \mathbb{P}_{D_s}(X_1 = x_1) \\ &= \frac{1}{n^2} \sum_{i=1}^n \mathbf{1}(\mathbf{y}^{[i]} = y \text{ and } \mathbf{X}_2^{[i]} = x_2) \sum_{j=1}^n \mathbf{1}(\mathbf{X}_1^{[j]} = x_1). \end{aligned}$$

From $\gamma_1 = \frac{1}{n-1}$ and Eq 6.2, we see that

$$\begin{aligned} h_{-, \gamma_1}(f) &= \sum_{i=1}^n \sum_{j=1}^n L\{f, (\mathbf{y}^{[i]}, \mathbf{X}_1^{[j]}, \mathbf{X}_2^{[i]})\} \times \left\{ \frac{\gamma_1 \mathbf{1}(i=j)}{n} + \frac{\mathbf{1}(i \neq j)}{n(n-1)} \right\} \\ &= \sum_{i=1}^n \sum_{j=1}^n L\{f, (\mathbf{y}^{[i]}, \mathbf{X}_1^{[j]}, \mathbf{X}_2^{[i]})\} \times \left\{ \frac{1}{n(n-1)} \right\} \\ &\propto \mathbb{E}_{D_m} L\{f, (Y, X_1, X_2)\}. \end{aligned}$$

Thus, from Condition 11, we know there exists a function g_{-, γ_1} that minimizes h_{-, γ_1} with $g_{-, \gamma_1}(x_1^{(a)}, x_2) = g_{-, \gamma_1}(x_1^{(b)}, x_2)$ for any $x_1^{(a)}, x_1^{(b)} \in \mathcal{X}_1$ and $x_2 \in \mathcal{X}_2$. The assumption of Remark 12 then implies that

$L\{g_{-, \gamma_1}, (y, x_1^{(a)}, x_2)\} = L\{g_{-, \gamma_1}, (y, x_1^{(b)}, x_2)\}$ for any $x_1^{(a)}, x_1^{(b)} \in \mathcal{X}_1$, $x_2 \in \mathcal{X}_2$, and $y \in \mathcal{Y}$. We apply this result in Line B.51, below, to show that loss of model g_{-, γ_1} is unaffected by permuting X_1 within our sample:

$$\begin{aligned}
\hat{e}_{\text{switch}}(g_{-, \gamma_1}) &= \frac{1}{n} \sum_{i=1}^n \frac{1}{n-1} \sum_{j \neq i} L\{g_{-, \gamma_1}, (\mathbf{y}_{[i]}, \mathbf{X}_{1[j]}, \mathbf{X}_{2[i]})\} \\
&= \frac{1}{n} \sum_{i=1}^n \frac{1}{n-1} \sum_{j \neq i} L\{g_{-, \gamma_1}, (\mathbf{y}_{[i]}, \mathbf{X}_{1[i]}, \mathbf{X}_{2[i]})\} \\
&= \frac{1}{n} \sum_{i=1}^n L\{g_{-, \gamma_1}, (\mathbf{y}_{[i]}, \mathbf{X}_{1[i]}, \mathbf{X}_{2[i]})\} \\
&= \hat{e}_{\text{orig}}(g_{-, \gamma_1}).
\end{aligned} \tag{B.51}$$

It follows that $\widehat{MR}(g_{-, \gamma_1}) = 1$. To show the result of Remark 12, let $\gamma_2 = 0$. For any function g_{-, γ_2} minimizing h_{-, γ_2} , we know that

$$\begin{aligned}
h_{-, \gamma_2}(g_{-, \gamma_2}) &\leq h_{-, \gamma_2}(g_{-, \gamma_1}) && \text{from the definition of } g_{-, \gamma_2} \\
0 + \hat{e}_{\text{switch}}(g_{-, \gamma_2}) &\leq 0 + \hat{e}_{\text{switch}}(g_{-, \gamma_1}) && \text{from } \gamma_2 = 0 \text{ and the definition of } h_{-, \gamma_2}.
\end{aligned} \tag{B.52}$$

From $\gamma_2 \leq \gamma_1$, and part 2 of Lemma 10, we know that

$$\hat{e}_{\text{orig}}(g_{-, \gamma_2}) \geq \hat{e}_{\text{orig}}(g_{-, \gamma_1}). \tag{B.53}$$

Combining Eqs B.52 and B.53, we have

$$\widehat{MR}(g_{-, \gamma_2}) = \frac{\hat{e}_{\text{switch}}(g_{-, \gamma_2})}{\hat{e}_{\text{orig}}(g_{-, \gamma_2})} \leq \frac{\hat{e}_{\text{switch}}(g_{-, \gamma_1})}{\hat{e}_{\text{orig}}(g_{-, \gamma_1})} = \widehat{MR}(g_{-, \gamma_1}) \leq 1.$$

The same result does not necessarily hold if we replace \hat{e}_{switch} with \hat{e}_{divide} in our definitions of $h_{-, \gamma}$, \widehat{MR} , and \widehat{MCR}_- . This is because \hat{e}_{divide} does not correspond to the expectation over a distribution in which X_1 is independent of X_2 and Y , due to the fixed pairing structure used in \hat{e}_{divide} . Thus, Condition 11 will not apply. \square

B.8.4 Proof of Lemma 17 (upper bound for $\widehat{MCR}_+(\epsilon)$)

Proof. Part 1: Showing Eq A.4.

If $h_{+, \gamma}(g_{+, \gamma}) \geq 0$, then for any function $f \in \mathcal{F}$ satisfying $\hat{e}_{\text{orig}}(f) \leq \epsilon$ we know that

$$\begin{aligned}
\frac{1}{\epsilon} &\leq \frac{1}{\hat{e}_{\text{orig}}(f)} \\
\frac{h_{+, \gamma}(g_{+, \gamma})}{\epsilon} &\leq \frac{h_{+, \gamma}(g_{+, \gamma})}{\hat{e}_{\text{orig}}(f)}.
\end{aligned} \tag{B.54}$$

Now, if $\gamma \leq 0$, then for any $f \in \mathcal{F}$ satisfying $\hat{e}_{\text{orig}}(f) \leq \epsilon$, the definition of $g_{+, \gamma}$ implies

$$\begin{aligned}
h_{+, \gamma}(f) &\geq h_{+, \gamma}(g_{+, \gamma}) \\
\hat{e}_{\text{orig}}(f) + \gamma \hat{e}_{\text{switch}}(f) &\geq h_{+, \gamma}(g_{+, \gamma}) \\
1 + \gamma \frac{\hat{e}_{\text{switch}}(f)}{\hat{e}_{\text{orig}}(f)} &\geq \frac{h_{+, \gamma}(g_{+, \gamma})}{\hat{e}_{\text{orig}}(f)} \\
1 + \gamma \frac{\hat{e}_{\text{switch}}(f)}{\hat{e}_{\text{orig}}(f)} &\geq \frac{h_{+, \gamma}(g_{+, \gamma})}{\epsilon} && \text{from Eq B.54} \\
1 + \gamma \widehat{MR}(f) &\geq \frac{h_{+, \gamma}(g_{+, \gamma})}{\epsilon} \\
\widehat{MR}(f) &\leq \left\{ \frac{h_{+, \gamma}(g_{+, \gamma})}{\epsilon} - 1 \right\} \gamma^{-1}.
\end{aligned}$$

It follows that $\widehat{MCR}_+(\epsilon) \leq \left\{ \frac{h_{+, \gamma}(g_{+, \gamma})}{\epsilon} - 1 \right\} \gamma^{-1}$.

Part 2: Showing that if, further, $\gamma \leq 0$ satisfies Condition 16 and at least one of the inequalities in Condition 16 holds with equality, then Eq A.4 holds with equality, and $\widehat{MR}(g_{+, \gamma}) = \widehat{MCR}_+(\epsilon)$.

Since $\hat{e}_{\text{orig}}(g_{+, \gamma}) \leq \epsilon$ by Condition 16, we know that $\widehat{MR}(g_{+, \gamma}) \leq \widehat{MCR}_+(\epsilon)$. Under Condition 16, the results from Part 1 (above) also apply, and $\widehat{MCR}_+(\epsilon) \leq \left[\left\{ \frac{h_{+, \gamma}(g_{+, \gamma})}{\epsilon} - 1 \right\} \gamma^{-1} \right]$. It remains to be shown that if at least one of the inequalities in Condition 16 holds with equality, then $\widehat{MR}(g_{+, \gamma}) = \left[\left\{ \frac{h_{+, \gamma}(g_{+, \gamma})}{\epsilon} - 1 \right\} \gamma^{-1} \right]$. Together these results will also imply that $\widehat{MR}(g_{+, \gamma}) = \widehat{MCR}_+(\epsilon) = \left[\left\{ \frac{h_{+, \gamma}(g_{+, \gamma})}{\epsilon} - 1 \right\} \gamma^{-1} \right]$.

We consider each of the two inequalities in Condition 16 separately. If $h_{+, \gamma}(g_{+, \gamma}) = 0$, then

$$\begin{aligned}
0 &= \hat{e}_{\text{orig}}(g_{+, \gamma}) + \gamma \hat{e}_{\text{switch}}(g_{+, \gamma}) \\
-\gamma \hat{e}_{\text{switch}}(g_{+, \gamma}) &= \hat{e}_{\text{orig}}(g_{+, \gamma}) \\
-\frac{\hat{e}_{\text{switch}}(g_{+, \gamma})}{\hat{e}_{\text{orig}}(g_{+, \gamma})} &= \frac{1}{\gamma}.
\end{aligned}$$

As a result,

$$\left\{ \frac{h_{+, \gamma}(g_{+, \gamma})}{\epsilon} - 1 \right\} \gamma^{-1} = \left\{ \frac{0}{\epsilon} - 1 \right\} \left\{ -\frac{\hat{e}_{\text{switch}}(g_{+, \gamma})}{\hat{e}_{\text{orig}}(g_{+, \gamma})} \right\} = \widehat{MR}(g_{+, \gamma}).$$

Alternatively, if $\hat{e}_{\text{orig}}(g_{+, \gamma}) = \epsilon$, then

$$\left\{ \frac{h_{+, \gamma}(g_{+, \gamma})}{\epsilon} - 1 \right\} \gamma^{-1} = \left\{ \frac{\hat{e}_{\text{orig}}(g_{+, \gamma}) + \gamma \hat{e}_{\text{switch}}(g_{+, \gamma})}{\hat{e}_{\text{orig}}(g_{+, \gamma})} - 1 \right\} \gamma^{-1} = \left\{ 1 + \gamma \frac{\hat{e}_{\text{switch}}(g_{+, \gamma})}{\hat{e}_{\text{orig}}(g_{+, \gamma})} - 1 \right\} \gamma^{-1} = \widehat{MR}(g_{+, \gamma}).$$

□

B.8.5 Proof of Lemma 18 (monotonicity for $\widehat{MCR}_+(\epsilon)$ binary search)

Proof. Part 1: $h_{+, \gamma}(g_{+, \gamma})$ is monotonically increasing in γ .

Let $\gamma_1, \gamma_2 \in \mathbb{R}$ satisfy $\gamma_1 < \gamma_2$. We have assumed that $0 \leq \hat{e}_{\text{orig}}(f), \hat{e}_{\text{switch}}(f)$ for any $f \in \mathcal{F}$. Thus, for any $f \in \mathcal{F}$ we have

$$\begin{aligned}
\hat{e}_{\text{orig}}(f) + \gamma_1 \hat{e}_{\text{switch}}(f) &\leq \hat{e}_{\text{orig}}(f) + \gamma_2 \hat{e}_{\text{switch}}(f) \\
h_{+, \gamma_1}(f) &\leq h_{+, \gamma_2}(f).
\end{aligned} \tag{B.55}$$

Applying this, we have

$$\begin{aligned} h_{+, \gamma_1}(g_{+, \gamma_1}) &\leq h_{+, \gamma_1}(g_{+, \gamma_2}) && \text{from Eq B.46} \\ &\leq h_{+, \gamma_2}(g_{+, \gamma_2}) && \text{from Eq B.55.} \end{aligned}$$

Part 2: $\hat{e}_{\text{orig}}(g_{+, \gamma})$ is monotonically decreasing in γ for $\gamma \leq 0$, and Condition 16 holds for $\gamma = 0$.

Let $\gamma_1, \gamma_2 \in \mathbb{R}$ satisfy $\gamma_1 < \gamma_2 \leq 0$. Then

$$\begin{aligned} h_{+, \gamma_1}(g_{+, \gamma_1}) &\leq h_{+, \gamma_1}(g_{+, \gamma_2}) && \text{from Eq B.46} \\ h_{+, \gamma_2}(g_{+, \gamma_1}) + (\gamma_1 - \gamma_2)\hat{e}_{\text{switch}}(g_{+, \gamma_1}) &\leq h_{+, \gamma_2}(g_{+, \gamma_2}) + (\gamma_1 - \gamma_2)\hat{e}_{\text{switch}}(g_{\gamma_2}) && \text{from Eq B.47} \\ (\gamma_1 - \gamma_2)\hat{e}_{\text{switch}}(g_{+, \gamma_1}) &\leq (\gamma_1 - \gamma_2)\hat{e}_{\text{switch}}(g_{+, \gamma_2}) && \text{from Eqs B.45 \& B.46} \\ \hat{e}_{\text{switch}}(g_{+, \gamma_1}) &\geq \hat{e}_{\text{switch}}(g_{+, \gamma_2}) \\ \gamma_2\hat{e}_{\text{switch}}(g_{+, \gamma_1}) &\leq \gamma_2\hat{e}_{\text{switch}}(g_{+, \gamma_2}) && \text{from } \gamma_2 \leq 0. \quad (\text{B.56}) \end{aligned}$$

Now we are equipped to show the result that $\hat{e}_{\text{orig}}(g_{+, \gamma})$ is monotonically decreasing in γ for $\gamma \leq 0$:

$$\begin{aligned} h_{+, \gamma_2}(g_{+, \gamma_2}) &\leq h_{+, \gamma_2}(g_{+, \gamma_1}) && \text{from Eq B.46} \\ \hat{e}_{\text{orig}}(g_{+, \gamma_2}) + \gamma_2\hat{e}_{\text{switch}}(g_{+, \gamma_2}) &\leq \hat{e}_{\text{orig}}(g_{+, \gamma_1}) + \gamma_2\hat{e}_{\text{switch}}(g_{+, \gamma_1}) \\ \hat{e}_{\text{orig}}(g_{+, \gamma_2}) &\leq \hat{e}_{\text{orig}}(g_{+, \gamma_1}) && \text{from Eqs B.45 \& B.56.} \quad (\text{B.57}) \end{aligned}$$

To show that Condition 16 holds for $\gamma = 0$, we first note that $h_{0,+}(g_{0,+}) = \hat{e}_{\text{orig}}(g_{0,+})$, which is positive by assumption. Second, we note that

$$\begin{aligned} \hat{e}_{\text{orig}}(g_{0,+}) = h_{0,+}(g_{0,+}) &= \min_{f \in \mathcal{F}} h_{0,+}(f) = \min_{f \in \mathcal{F}} \hat{e}_{\text{orig}}(f) \\ &\leq \epsilon && \text{by assumption.} \end{aligned}$$

Part 3: $\left\{ \frac{h_{+, \gamma}(g_{+, \gamma})}{\epsilon} - 1 \right\} \gamma^{-1}$ is monotonically increasing in γ in the range where $\hat{e}_{\text{orig}}(g_{+, \gamma}) \leq \epsilon$ and $\gamma < 0$, and decreasing in the range where $\hat{e}_{\text{orig}}(g_{+, \gamma}) > \epsilon$ and $\gamma < 0$.

To prove the first result, suppose that $\gamma_1 < \gamma_2 < 0$ and $\hat{e}_{\text{orig}}(g_{+, \gamma_1}), \hat{e}_{\text{orig}}(g_{+, \gamma_2}) \leq \epsilon$. This implies

$$\begin{aligned} \frac{1}{\gamma_2} &< \frac{1}{\gamma_1} \\ \frac{\hat{e}_{\text{orig}}(g_{+, \gamma_1}) - \epsilon}{\gamma_2} &> \frac{\hat{e}_{\text{orig}}(g_{+, \gamma_1}) - \epsilon}{\gamma_1}. \quad (\text{B.58}) \end{aligned}$$

Then, starting with Eq B.46,

$$\begin{aligned} h_{+, \gamma_2}(g_{+, \gamma_2}) &\leq h_{+, \gamma_2}(g_{+, \gamma_1}) \\ h_{+, \gamma_2}(g_{+, \gamma_2}) &\leq \gamma_2\hat{e}_{\text{switch}}(g_{+, \gamma_1}) + \hat{e}_{\text{orig}}(g_{+, \gamma_1}) \\ \frac{h_{+, \gamma_2}(g_{+, \gamma_2}) - \epsilon}{\gamma_2} &\geq \hat{e}_{\text{switch}}(g_{+, \gamma_1}) + \frac{\hat{e}_{\text{orig}}(g_{+, \gamma_1}) - \epsilon}{\gamma_2} \\ &\geq \hat{e}_{\text{switch}}(g_{+, \gamma_1}) + \frac{\hat{e}_{\text{orig}}(g_{+, \gamma_1}) - \epsilon}{\gamma_1} && \text{from Eq B.58} \\ &= \frac{h_{+, \gamma_1}(g_{+, \gamma_1}) - \epsilon}{\gamma_1}. \end{aligned}$$

Dividing both sides of the above equation by ϵ proves that $\left\{ \frac{h_{+, \gamma}(g_{+, \gamma})}{\epsilon} - 1 \right\} \gamma^{-1}$ is monotonically increasing in γ in the range where $\hat{e}_{\text{orig}}(g_{+, \gamma}) \leq \epsilon$ and $\gamma < 0$.

To prove the second result we proceed in the same way. Suppose that $\gamma_1 < \gamma_2 < 0$ and $\hat{e}_{\text{orig}}(g_{+,\gamma_1}), \hat{e}_{\text{orig}}(g_{+,\gamma_2}) \geq \epsilon$. This implies

$$\begin{aligned} \frac{1}{\gamma_2} &< \frac{1}{\gamma_1} \\ \frac{\hat{e}_{\text{orig}}(g_{+,\gamma_2}) - \epsilon}{\gamma_2} &< \frac{\hat{e}_{\text{orig}}(g_{+,\gamma_2}) - \epsilon}{\gamma_1}. \end{aligned} \tag{B.59}$$

Then, starting with Eq B.46,

$$\begin{aligned} h_{+,\gamma_1}(g_{+,\gamma_1}) &\leq h_{+,\gamma_1}(g_{+,\gamma_2}) \\ h_{+,\gamma_1}(g_{+,\gamma_1}) &\leq \gamma_1 \hat{e}_{\text{switch}}(g_{+,\gamma_2}) + \hat{e}_{\text{orig}}(g_{+,\gamma_2}) \\ \frac{h_{+,\gamma_1}(g_{+,\gamma_1}) - \epsilon}{\gamma_1} &\geq \hat{e}_{\text{switch}}(g_{+,\gamma_2}) + \frac{\hat{e}_{\text{orig}}(g_{+,\gamma_2}) - \epsilon}{\gamma_1} \\ &\geq \hat{e}_{\text{switch}}(g_{+,\gamma_2}) + \frac{\hat{e}_{\text{orig}}(g_{+,\gamma_2}) - \epsilon}{\gamma_2} && \text{from Eq B.59} \\ &= \frac{h_{+,\gamma_1}(g_{+,\gamma_2}) - \epsilon}{\gamma_2}. \end{aligned}$$

Diving both sides of the above equation by ϵ proves that $\left[\left\{ \frac{h_{+,\gamma}(g_{+,\gamma})}{\epsilon} - 1 \right\} \gamma^{-1} \right]$ is monotonically decreasing in γ in the range where $\hat{e}_{\text{orig}}(g_{+,\gamma}) > \epsilon$ and $\gamma < 0$. \square

B.9 Proof of Remarks 14 and 15

First we show that the result of Remark 14 holds not only for f^* , but also for any individual function $f_1 \in \mathcal{R}(\epsilon, \mathcal{F})$ satisfying $P(0 \leq L(f_1, Z) \leq B_{\text{ind}}) = 1$.

Lemma 23. *Let ϵ , ϵ_4 , $\hat{a}_-(\epsilon_4)$, and $\hat{a}_+(\epsilon_4)$ be defined as in Remark 14. For a given function $f_1 \in \mathcal{R}(\epsilon, \mathcal{F})$, if Assumption 1 holds for ϵ and \mathcal{F} , $0 \leq L(f_1, (y, x_1, x_2)) \leq B_{\text{ind}}$ for any $y \in \mathcal{Y}$, $(x_1, x_2) \in (\mathcal{X}_1 \times \mathcal{X}_2)$, then*

$$\mathbb{P}\{\phi(f_1) \in [\hat{a}_-(\epsilon_4), \hat{a}_+(\epsilon_4)]\} \geq 1 - \delta.$$

Proof. Consider the event that

$$\phi(f_1) \in [\hat{a}_-(\epsilon_4), \hat{a}_+(\epsilon_4)]. \tag{B.60}$$

Eq B.60 will always hold if

$$\hat{e}_{\text{orig}}(f_1) \leq \epsilon_4,$$

as this implies that $f_1 \in \hat{\mathcal{R}}(\epsilon_4, \mathcal{F})$, and by definition the interval $[\hat{a}_-(\epsilon_4), \hat{a}_+(\epsilon_4)]$ contains $\phi(f)$ for any $f \in \hat{\mathcal{R}}(\epsilon_4, \mathcal{F})$. Thus,

$$\begin{aligned} \mathbb{P}\{\phi(f_1) \notin [\hat{a}_-(\epsilon_4), \hat{a}_+(\epsilon_4)]\} &\leq \mathbb{P}\{\hat{e}_{\text{orig}}(f_1) > \epsilon_4\} \\ &\leq \delta && \text{from Lemma 20.} \end{aligned}$$

\square

Proof of Remark 14

Proof. Since $f^* \in \mathcal{R}(\epsilon, \mathcal{F})$, Remark 14 follows immediately from Lemma 23. \square

Proof of Remark 15

Proof. Let $g_{-, \epsilon, \phi} \in \arg \min_{f \in \mathcal{R}(\epsilon, \mathcal{F})} \phi(f)$ and $g_{+, \epsilon, \phi} \in \arg \max_{f \in \mathcal{R}(\epsilon, \mathcal{F})} \phi(f)$ respectively denote functions that attain the lowest and highest values of $\phi(f)$ among models $f \in \mathcal{R}(\epsilon, \mathcal{F})$. Applying the definitions $g_{-, \epsilon, \phi}$ and $g_{+, \epsilon, \phi}$ in Line B.61, below, we have

$$\begin{aligned}
 & \mathbb{P}(\{\phi(f) : f \in \mathcal{R}(\epsilon, \mathcal{F})\} \not\subset [\hat{a}_-(\epsilon_5), \hat{a}_+(\epsilon_5)]) \\
 &= \mathbb{P}([\phi(g_{-, \epsilon, \phi}), \phi(g_{+, \epsilon, \phi})] \not\subset [\hat{a}_-(\epsilon_5), \hat{a}_+(\epsilon_5)]) \\
 &= \mathbb{P}\left(\phi(g_{-, \epsilon, \phi}) \notin [\hat{a}_-(\epsilon_5), \hat{a}_+(\epsilon_5)] \cup \phi(g_{+, \epsilon, \phi}) \notin [\hat{a}_-(\epsilon_5), \hat{a}_+(\epsilon_5)]\right) \\
 &\leq \mathbb{P}(\phi(g_{-, \epsilon, \phi}) \notin [\hat{a}_-(\epsilon_5), \hat{a}_+(\epsilon_5)]) + \mathbb{P}(\phi(g_{+, \epsilon, \phi}) \notin [\hat{a}_-(\epsilon_5), \hat{a}_+(\epsilon_5)]) \\
 &\leq \frac{\delta}{2} + \frac{\delta}{2} = \delta \quad \text{from Lemma 23, and the definition of } \epsilon_5.
 \end{aligned} \tag{B.61}$$

□