

Blind quantum computation for QFT on multi-qubit states

Xiaoqian Zhang

Department of Computer Science, Jinan University, Guangzhou 510632, P.R. China.

(Dated: December 3, 2024)

Blind quantum computing (BQC) allows a client who does not have complex quantum technologies can delegate her quantum computing to a server who has fully fledged quantum computers without knowing anything about her quantum inputs, algorithms and outputs. In this paper, we mainly study how to hide quantum fourier transform (QFT) performed on multi-qubit states. We first give the equivalently quantum circuits of QFT performed on Greenberg-Horne-Zeilinger(GHZ) entangled states. Next, we extend this result to multi-qubit quantum states. At last, we give the analysis and proof of the blindness and correctness.

PACS numbers: 03.67.Hk, 03.65.Ud.

I. INTRODUCTION

In recent years, many blind quantum computation (BQC) protocols are proposed [1–21]. In the further, when large scale of quantum computers come out, their prices are very expensive such that few common people can own it. If most people want to perform quantum computing, they must delegate their quantum computing to some rich companies since they own quantum computers. This is the reason that blind quantum quantum computing becomes a hot topic. BQC allows a client who has few quantum abilities can delegate her quantum computation to servers who have full advanced quantum computers in which her quantum inputs, outputs and algorithms keep unknown to the server. Broadbent et al. [1] in 2009 first proposed an universal BQC protocol with brickwork states, where every single qubit is randomly chosen from a finite set $\frac{1}{\sqrt{2}}(|0\rangle + e^{i\theta}|1\rangle)$ ($\theta \in \{0, \frac{\pi}{4}, \frac{2\pi}{4}, \dots, \frac{7\pi}{4}\}$). Barz et al. [3] made an experiment to demonstrate blind quantum computing. Based on the brickwork states, multi-server BQC protocols were proposed in Refs. [4–6, 8]. Moreover, blind quantum computing based on quantum circuits were studied in Refs[9–12, 22]. In BQC, there exist quantum channel noises at the time of transmission of qubits, that is, it is meaningful to propose anti-noise BQC protocols [6, 23, 24] were proposed recently. Identically, it is also important for the client to accurately validate the correctness quantum inputs and quantum computing. So verifiable BQC protocols as a very important topic were widely studied in Refs. [13–20, 25–28]. The application of BQC is also very important in quantum information process [29–36]. In Ref. [35], Huang *et al.* implemented an experimental BQC protocol to factorize the integer 15 in which the client is classical and two quantum servers, classically interacting with each other, share three Bell states and can channels. With the development of BQC, there are many outstanding achievements. Hence, Fitzsimons [37] summarized some important BQC protocols in which he analyzed these protocols by some aspects including security, state preparation, semi-classical client, measurement, multiple servers, computing on encrypted data and homomorphic, physical implementations.

In this paper, we study the quantum fourier transform (QFT) [38] performed on multi-qubit states which can be used to complete many important tasks [39–41]. Here, we realize BQC protocols of QFT based on GHZ states, where the server Bob can prepare enough initial Bell states and perform universal quantum computation, and the client Alice has the abilities to perform operators I, Z, X and XZ changing the initial Greenberg-Horne-Zeilinger(GHZ) states. In these BQC protocols, the QFT can be replaced by other operators to get the target quantum states and Alice needs to communicate with Bob multiple rounds. We first introduce the relevant knowledges of quantum fourier transform. Then we analyze and present these BQC protocols with the equivalent quantum circuits of QFT performed on qubits 123 of GHZ states $\{|GHZ_{\pm 000}\rangle, |GHZ_{\pm 001}\rangle, |GHZ_{\pm 010}\rangle, |GHZ_{\pm 100}\rangle\}$. In the following, we similarly analyze the case that QFT is performed on four-qubit states or multi-qubit states. At last, we prove the blindness and correctness for these new BQC protocols.

The rest of this paper is organized as follows. The background of QFT are introduced in Sect. II. These BQC protocols are presented in III. At last, the conclusions are shown in IV.

II. PRILIMENARIES

The quantum Fourier transform is introduced in Ref.[38]. We review the principle of quantum Fourier transform in this section for obtaining our BQC protocols. We use the mathematical notation to describe the discrete Fourier transform as follows

$$y_k = \frac{1}{\sqrt{N}} \sum_{j=0}^{N-1} e^{\frac{2\pi i j k}{N}} x_j,$$

where $i = \sqrt{-1}$, $k, j = 0, \dots, N-1$, the input is denoted as a vector of complex numbers $\{x_0, x_1, \dots, x_{N-1}\}$ and the output is a vector of complex numbers $\{y_0, y_1, \dots, y_{N-1}\}$ (N is the length of the vector). Identically, in quantum mechanics system, the quantum

Fourier transform is defined as

$$\text{QFT}_N |j\rangle = \frac{1}{\sqrt{N}} \sum_{k=0}^{N-1} e^{\frac{2\pi i j k}{N}} |k\rangle.$$

on orthonormal basis $|0\rangle, \dots, |N-1\rangle$, where the unitary matrix QFT_N is given by

$$\text{QFT}_N = \frac{1}{\sqrt{N}} \begin{pmatrix} 1 & 1 & 1 & \dots & 1 \\ 1 & \omega & \omega^2 & \dots & \omega^{N-1} \\ 1 & \omega^2 & \omega^4 & \dots & \omega^{2(N-1)} \\ 1 & \omega^3 & \omega^6 & \dots & \omega^{3(N-1)} \\ \vdots & \vdots & \vdots & \ddots & \vdots \\ 1 & \omega^{N-1} & \omega^{2(N-1)} & \dots & \omega^{(N-1)(N-1)} \end{pmatrix},$$

where $N = 2^n$ and $\omega = e^{\frac{2\pi i}{2^n}}$. When $N = 8 = 2^3$ and phase $\omega = e^{\frac{\pi i}{4}}$, the transformation matrix

$$\text{QFT}_8 = \frac{1}{2} \begin{pmatrix} 1 & 1 & 1 & 1 & 1 & 1 & 1 & 1 \\ 1 & \frac{1+i}{\sqrt{2}} & i & \frac{-1+i}{\sqrt{2}} & -1 & \frac{-1+i}{\sqrt{2}} & -i & \frac{1-i}{\sqrt{2}} \\ 1 & i & -1 & -i & 1 & -i & -1 & -i \\ 1 & \frac{-1+i}{\sqrt{2}} & -i & \frac{1+i}{\sqrt{2}} & -1 & \frac{1-i}{\sqrt{2}} & i & \frac{-1+i}{\sqrt{2}} \\ 1 & -1 & 1 & -1 & 1 & -1 & 1 & -1 \\ 1 & \frac{1-i}{\sqrt{2}} & i & \frac{-1-i}{\sqrt{2}} & -1 & \frac{1+i}{\sqrt{2}} & -i & \frac{-1+i}{\sqrt{2}} \\ 1 & -i & -1 & i & 1 & i & -1 & i \\ 1 & \frac{-1+i}{\sqrt{2}} & -i & \frac{-1+i}{\sqrt{2}} & -1 & \frac{-1+i}{\sqrt{2}} & i & \frac{1+i}{\sqrt{2}} \end{pmatrix},$$

The quantum circuit for the quantum Fourier transform is shown in FIG. 1. Hadamard gate operated on the j -th qubit is denoted as $H_j : |j\rangle \mapsto 1/\sqrt{2}(|0\rangle + (-1)^j|1\rangle)$. The G_k denotes the unitary transformation, which is expressed as

$$G_k = \begin{pmatrix} 1 & 0 \\ 0 & e^{2\pi i/2^k} \end{pmatrix}.$$

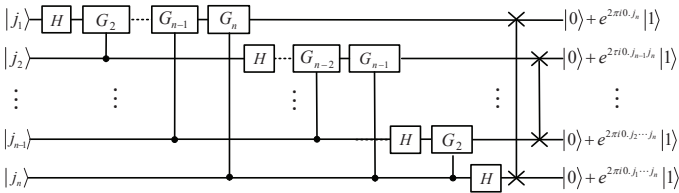


FIG. 1. The quantum circuit for quantum Fourier transform.

In the circuit, when the input state is $|j\rangle = |j_1 \dots j_n\rangle$ is input, the equation can be referred to [38]. where $N = 2^n$ and the computational basis $|0\rangle, \dots, |2^n - 1\rangle$ is given.

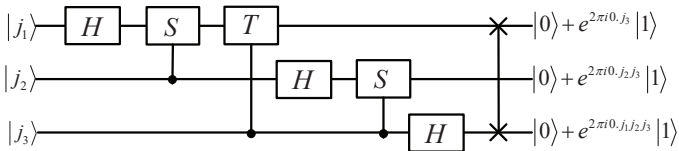


FIG. 2. The circuits of quantum Fourier transform performed on three qubits.

This construction also proves that the quantum Fourier transform is unitary, since each gate in the circuit is unitary (See FIG. 3). For triple-qubit,

$$\begin{aligned} |000\rangle &\xrightarrow{\text{QFT}} \frac{1}{2\sqrt{2}}(|0\rangle + |1\rangle)(|0\rangle + |1\rangle)(|0\rangle + |1\rangle), \\ |001\rangle &\xrightarrow{\text{QFT}} \frac{1}{2\sqrt{2}}(|0\rangle - |1\rangle)(|0\rangle + e^{\frac{\pi i}{2}}|1\rangle)(|0\rangle + e^{\frac{\pi i}{4}}|1\rangle), \\ |010\rangle &\xrightarrow{\text{QFT}} \frac{1}{2\sqrt{2}}(|0\rangle + |1\rangle)(|0\rangle - |1\rangle)(|0\rangle + e^{\frac{\pi i}{2}}|1\rangle), \\ |100\rangle &\xrightarrow{\text{QFT}} \frac{1}{2\sqrt{2}}(|0\rangle + |1\rangle)(|0\rangle + |1\rangle)(|0\rangle - |1\rangle), \\ |101\rangle &\xrightarrow{\text{QFT}} \frac{1}{2\sqrt{2}}(|0\rangle - |1\rangle)(|0\rangle + e^{\frac{\pi i}{2}}|1\rangle)(|0\rangle + e^{\frac{5\pi i}{4}}|1\rangle), \\ |110\rangle &\xrightarrow{\text{QFT}} \frac{1}{2\sqrt{2}}(|0\rangle + |1\rangle)(|0\rangle - |1\rangle)(|0\rangle + e^{\frac{3\pi i}{2}}|1\rangle), \\ |011\rangle &\xrightarrow{\text{QFT}} \frac{1}{2\sqrt{2}}(|0\rangle - |1\rangle)(|0\rangle + e^{\frac{\pi i}{2}}|1\rangle)(|0\rangle + e^{\frac{3\pi i}{4}}|1\rangle), \\ |111\rangle &\xrightarrow{\text{QFT}} \frac{1}{2\sqrt{2}}(|0\rangle - |1\rangle)(|0\rangle + e^{\frac{3\pi i}{2}}|1\rangle)(|0\rangle + e^{\frac{7\pi i}{4}}|1\rangle). \end{aligned} \quad (1)$$

We introduce the characteristics of some qubit gates. For single-qubit gates, we have

$$X : |j\rangle \rightarrow |j \oplus 1\rangle, T : |j\rangle \rightarrow (e^{\frac{i\pi}{4}})^j |j\rangle. \quad (2)$$

The relationship between CS, CZ and CT, S, Z and T.

$$\text{CZ}_{12} = \text{CS}_{12}^2 = \text{CT}_{12}^4, Z = S^2 = T^4. \quad (3)$$

For some single-qubit gate, we give the decomposition of rotation operators.

$$\begin{aligned} H &= e^{\frac{i\pi}{2}} R_y\left(\frac{\pi}{2}\right) R_z(\pi), T = e^{\frac{i\pi}{8}} R_z\left(\frac{\pi}{4}\right) R_y(0), \\ X &= e^{\frac{i\pi}{2}} R_y(\pi) R_z(\pi). \end{aligned} \quad (4)$$

where $R_y(0) = R_y(2\pi) = R_y(\frac{\pi}{4})^8$, $R_y(\pi) = R_y(\frac{\pi}{4})^4$ and $R_z(\pi) = R_z(\frac{\pi}{4})^4$.

III. BQC PROTOCOLS FOR QUANTUM FOURIER TRANSFORM BASED ON BELL STATES

The process of BQC protocols for QFT is described as follows (FIG. 2). In FIG. 3, we give the process of BQC protocol. Bob honestly prepares enough initial $|\text{GHZ}_{000}^\pm\rangle$ states and sends to Alice. Alice randomly performs I, Z, X or XZ on qubit 3 and obtains one of $\{|\text{GHZ}_{000}^\pm\rangle, |\text{GHZ}_{001}^\pm\rangle, |\text{GHZ}_{010}^\pm\rangle, |\text{GHZ}_{100}^\pm\rangle\}$. Alice disturbs the order of qubits after receiving qubits in every round. Alice designs every quantum circuit which is equivalent to QFT performed on GHZ states. The equivalent quantum circuits of $|\text{GHZ}_{000}^\pm\rangle, |\text{GHZ}_{010}^\pm\rangle$ need to be added two rounds auxiliary gate X in the same qubit to ensure the indistinguishability of four circuits in FIG. 3. All gates are decomposed into two rotation operators $R_y(\theta)$ and $R_z(\vartheta)$ in Eq.(5). In these BQC protocols, in fact, Bob only performs gates $R_y(\frac{\pi}{4})$, $R_z(\frac{\pi}{4})$, $C - R_y(\frac{\pi}{4})$ and $C - R_z(\frac{\pi}{4})$. We give an example for QFT performed

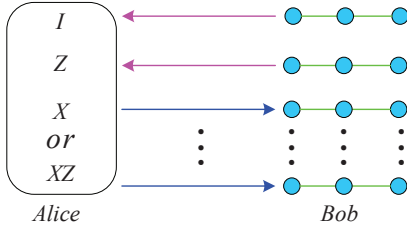


FIG. 3. The process of BQC protocol of GHZ states, where the purple lines represent the qubits' transmission from Bob to Alice and the blue lines represents the qubits' transmission from Alice to Bob.

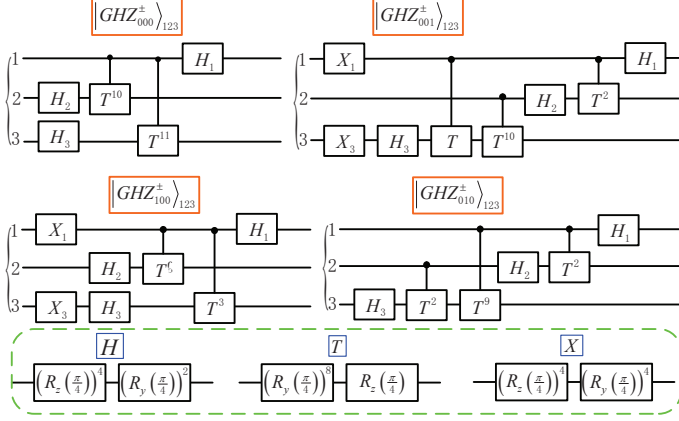


FIG. 4. The equivalent quantum circuits for quantum Fourier transform performed on three qubits of GHZ states. In the green box, three circuits are the composed circuits of rotation operations of gates H, X and T.

on triple-qubit states GHZ states. These BQC protocols are as follows. These auxiliary gates should be performed after performing the equivalent circuits.

BQC protocol 1. For GHZ states $|\text{GHZ}_{000}\rangle$, we give the BQC protocol of QFT performed on qubits 123. Alice sends qubit 2 to Bob and Bob performs operation H_2 (In fact, Bob performs four rounds $R_z(\frac{\pi}{4})$ and two rounds $R_y(\frac{\pi}{4})$). Bob returns the qubit to Alice and Alice sends 3 to Bob. Bob performs H_3 (In fact, Bob performs four rounds $R_z(\frac{\pi}{4})$ and two rounds $R_y(\frac{\pi}{4})$) and returns it to Alice. Alice sends 12 to Bob and Bob performs 10 rounds CT_{12} (In fact, in every round CT operation, Bob performs eight rounds $C - R_y(\frac{\pi}{4})$ and one round $C - R_z(\frac{\pi}{4})$), where C is controlled) and returns them to Alice. Alice sends 13 to Bob and Bob performs 11 rounds CT_{13} (In fact, in every round CT operation, Bob performs eight rounds $C - R_y(\frac{\pi}{4})$ and one round $C - R_z(\frac{\pi}{4})$). Bob returns it to Alice and Alice sends 1 to Bob. Bob performs H_1 (In fact, Bob performs four rounds $R_z(\frac{\pi}{4})$ and two rounds $R_y(\frac{\pi}{4})$) and returns it to Alice. Alice obtains $\text{QFT}|\text{GHZ}_{000}\rangle$.

BQC protocol 2. For $|\text{GHZ}_{001}\rangle$, Alice sends qubit 1 to Bob and Bob performs operation X_1 (In fact, Bob performs four rounds $R_z(\frac{\pi}{4})$ and four rounds $R_y(\frac{\pi}{4})$). Bob returns the qubit to Alice and Alice sends qubits 3 to

Bob and Bob performs operation X_3 (In fact, Bob performs four rounds $R_z(\frac{\pi}{4})$ and four rounds $R_y(\frac{\pi}{4})$). Bob returns the qubit to Alice and Alice sends qubits 3 to Bob who performs operation H_3 (In fact, Bob performs four rounds $R_z(\frac{\pi}{4})$ and two rounds $R_y(\frac{\pi}{4})$). Bob returns the qubit to Alice and Alice sends qubits 13 to Bob and Bob performs operation CT_{13} (In fact, in every round CT operation, Bob performs eight rounds $C - R_y(\frac{\pi}{4})$ and one round $C - R_z(\frac{\pi}{4})$). Bob returns them to Alice and Alice sends qubits 23 to Bob. Bob performs 10 rounds CT_{23} (In fact, in every round CT operation, Bob performs eight rounds $C - R_y(\frac{\pi}{4})$ and one round $C - R_z(\frac{\pi}{4})$) and returns them to Alice. Alice sends 2 to Bob and Bob performs H_2 (In fact, Bob performs four rounds $R_z(\frac{\pi}{4})$ and two rounds $R_y(\frac{\pi}{4})$). Bob returns it to Alice and Alice sends 12 to Bob. Bob performs two rounds CT_{12} (In fact, in every round CT operation, Bob performs eight rounds $C - R_y(\frac{\pi}{4})$ and one round $C - R_z(\frac{\pi}{4})$). Bob returns them to Alice and Alice sends 1 to Bob and Bob performs H_1 (In fact, Bob performs four rounds $R_z(\frac{\pi}{4})$ and two rounds $R_y(\frac{\pi}{4})$). Bob returns it to Alice and Alice obtains $\text{QFT}|\text{GHZ}_{001}\rangle$.

BQC protocol 3. For $|\text{GHZ}_{010}\rangle$, Alice sends qubit 3 to Bob who performs operation H_3 (In fact, Bob performs four rounds $R_z(\frac{\pi}{4})$ and two rounds $R_y(\frac{\pi}{4})$). Bob returns the qubit to Alice and Alice sends qubits 23 to Bob who performs two rounds CT_{23} (In fact, in every round CT operation, Bob performs eight rounds $C - R_y(\frac{\pi}{4})$ and one round $C - R_z(\frac{\pi}{4})$). Bob returns the qubit to Alice and Alice sends qubits 13 to Bob who performs nine rounds CT_{13} (In fact, in every round CT operation, Bob performs eight rounds $C - R_y(\frac{\pi}{4})$ and one round $C - R_z(\frac{\pi}{4})$). Alice sends qubit 2 to Bob who performs operation H_2 (In fact, Bob performs four rounds $R_z(\frac{\pi}{4})$ and two rounds $R_y(\frac{\pi}{4})$). Bob returns the qubit to Alice and Alice sends qubits 12 to Bob who performs two rounds CT_{12} (In fact, in every round CT operation, Bob performs eight rounds $C - R_y(\frac{\pi}{4})$ and one round $C - R_z(\frac{\pi}{4})$). Bob returns them to Alice and Alice sends qubits 1 to Bob. Bob performs two rounds H_1 (In fact, Bob performs four rounds $R_z(\frac{\pi}{4})$ and two rounds $R_y(\frac{\pi}{4})$) and returns them to Alice. Alice obtains $\text{QFT}|\text{GHZ}_{010}\rangle$.

BQC protocol 4. For $|\text{GHZ}_{100}\rangle$, Alice sends qubit 1 to Bob who performs operation X_1 (In fact, Bob performs four rounds $R_z(\frac{\pi}{4})$ and four rounds $R_y(\frac{\pi}{4})$). Bob returns the qubit to Alice and Alice sends qubits 3 to Bob who performs operation X_3 (In fact, Bob performs four rounds $R_z(\frac{\pi}{4})$ and four rounds $R_y(\frac{\pi}{4})$). Bob returns the qubit to Alice and Alice sends qubits 2 to Bob who performs operation H_2 (In fact, Bob performs four rounds $R_z(\frac{\pi}{4})$ and two rounds $R_y(\frac{\pi}{4})$). Bob returns the qubits to Alice and Alice sends qubits 3 to Bob who performs operation H_3 (In fact, Bob performs four rounds $R_z(\frac{\pi}{4})$ and two rounds $R_y(\frac{\pi}{4})$). Bob returns them to Alice and Alice sends qubits 12 to Bob. Bob performs five rounds CT_{12} (In fact, in every round CT operation, Bob performs eight rounds $C - R_y(\frac{\pi}{4})$ and one round $C - R_z(\frac{\pi}{4})$) and returns them to Alice. Alice sends 13 to Bob and Bob performs

three rounds CT_{13} (In fact, in every round CT operation, Bob performs eight rounds $C - R_y(\frac{\pi}{4})$ and one round $C - R_z(\frac{\pi}{4})$). Bob returns them to Alice and Alice sends qubit 1 to Bob and Bob performs H_1 (In fact, Bob performs four rounds $R_z(\frac{\pi}{4})$ and two rounds $R_y(\frac{\pi}{4})$). Bob returns them to Alice. Alice obtains $QFT|GHZ_{100}\rangle$.

Next, we show the blindness of these BQC protocols. In BQC protocols, Alice needs to keep quantum inputs, algorithms and outputs private.

For quantum inputs, Alice performs encryption operations $\{I, Z, X, XZ\}$ on 2nd or 3rd qubit of $|GHZ^+\rangle_{000}$, and then sends encrypted qubits to Bob. If eavesdroppers do not know which operator in $\{I, Z, X, XZ\}$, they get nothing about Bell states. We can see that the density matrix

$$\begin{aligned} & \frac{1}{8}(|GHZ_{000}^+\rangle\langle GHZ_{000}^+| + |GHZ_{000}^-\rangle\langle GHZ_{000}^-| \\ & + |GHZ_{001}^+\rangle\langle GHZ_{001}^+| + |GHZ_{001}^-\rangle\langle GHZ_{001}^-| \\ & + |GHZ_{010}^+\rangle\langle GHZ_{010}^+| + |GHZ_{010}^-\rangle\langle GHZ_{010}^-| \\ & + |GHZ_{011}^+\rangle\langle GHZ_{011}^+| + |GHZ_{011}^-\rangle\langle GHZ_{011}^-|) = \frac{I}{8} \end{aligned} \quad (5)$$

are independent of $|GHZ_{000}^+\rangle$, $|GHZ_{000}^-\rangle$, $|GHZ_{001}^+\rangle$, $|GHZ_{001}^-\rangle$, $|GHZ_{010}^+\rangle$, $|GHZ_{010}^-\rangle$, $|GHZ_{011}^+\rangle$ and $|GHZ_{011}^-\rangle$ respectively.

For quantum algorithms (i.e. quantum gates), For the other three-qubit states $|W\rangle = \frac{1}{\sqrt{3}}(|010\rangle + |100\rangle + |001\rangle)$, we have

$$\begin{aligned} |W\rangle & \xrightarrow{QFT} \frac{1}{2\sqrt{6}}[(|0\rangle + |1\rangle)(|0\rangle - |1\rangle)(|0\rangle + e^{\frac{\pi i}{2}}|1\rangle) \\ & + (|0\rangle + |1\rangle)(|0\rangle - |1\rangle)(|0\rangle - |1\rangle) + (|0\rangle - |1\rangle) \\ & (|0\rangle + e^{\frac{\pi i}{2}}|1\rangle)(|0\rangle + e^{\frac{\pi i}{4}}|1\rangle)]. \end{aligned}$$

Equivalent to

$$\begin{aligned} |W\rangle & \xrightarrow{H_3} \frac{1}{\sqrt{6}}[|01\rangle(|0\rangle + |1\rangle) + |00\rangle(|0\rangle - |1\rangle) + |10\rangle(|0\rangle + |1\rangle)] \\ & \xrightarrow{CT_{23}^2} \frac{1}{\sqrt{6}}[|01\rangle(|0\rangle + e^{\frac{\pi i}{2}}|1\rangle) + |00\rangle(|0\rangle - |1\rangle) + |10\rangle(|0\rangle + |1\rangle)] \\ & \xrightarrow{CT_{13}} \frac{1}{\sqrt{6}}[|01\rangle(|0\rangle + e^{\frac{\pi i}{2}}|1\rangle) + |00\rangle(|0\rangle - |1\rangle) \\ & + |10\rangle(|0\rangle + e^{\frac{\pi i}{4}}|1\rangle)] \\ & \xrightarrow{H_2} \frac{1}{2\sqrt{3}}[|0\rangle(|0\rangle - |1\rangle)(|0\rangle + e^{\frac{\pi i}{2}}|1\rangle) + |0\rangle(|0\rangle + |1\rangle) \\ & (|0\rangle - |1\rangle) + |1\rangle(|0\rangle + |1\rangle)(|0\rangle + e^{\frac{\pi i}{4}}|1\rangle)] \\ & \xrightarrow{CT_{12}^2} \frac{1}{2\sqrt{3}}[|0\rangle(|0\rangle - |1\rangle)(|0\rangle + e^{\frac{\pi i}{2}}|1\rangle) + |0\rangle(|0\rangle + |1\rangle) \\ & (|0\rangle - |1\rangle) + |1\rangle(|0\rangle + e^{\frac{\pi i}{2}}|1\rangle)(|0\rangle + e^{\frac{\pi i}{4}}|1\rangle)] \\ & \xrightarrow{H_1} \frac{1}{2\sqrt{3}}[(|0\rangle + |1\rangle)(|0\rangle - |1\rangle)(|0\rangle + e^{\frac{\pi i}{2}}|1\rangle) + (|0\rangle + |1\rangle) \\ & (|0\rangle + |1\rangle)(|0\rangle - |1\rangle) + (|0\rangle - |1\rangle)(|0\rangle + e^{\frac{\pi i}{2}}|1\rangle)(|0\rangle + e^{\frac{\pi i}{4}}|1\rangle)] \end{aligned}$$

We also give the BQC protocol similar to above BQC protocols of GHZ entangled states. For four-qubit states, we have the similar analysis. For example, $|0001\rangle \xrightarrow{QFT} (|0\rangle - |1\rangle)(|0\rangle + e^{\frac{\pi i}{2}}|1\rangle)(|0\rangle + e^{\frac{\pi i}{4}}|1\rangle)(|0\rangle + e^{\frac{\pi i}{8}}|1\rangle)$, the server only needs to perform CT_{1k}^t where t is a integer and $k=2,3,4$. The server also performs other operations

such as X, H gates. For other multi-qubit states, we have the similar operations.

In the following, we analyze the blindness of GHZ entangled states. The quantum Fourier transform can be decomposed into several operations. Bob performs partial rotation operators in every round, so he does not know what is the correct gate. That is, Alice can successfully hide quantum algorithms. Next, we give the definition of blindness.

Definition A single-server BQC protocol is blind if

1. the conditional probability distribution of Bob's rotation operators, given all the classical information Bob can obtain during the protocol, is equal to the priori probability distribution of Bob's rotation operators;
2. the conditional probability distribution of the final output quantum states is equal to the priori probability distribution of the final output quantum states.

Proof: Bob's knowledges about Alice's rotation angles is given by the conditional probability distribution of $R_y(\frac{\pi}{4})_j$ given by QFT_j and $\Omega_j = j$. That is, $R_y(\frac{\pi}{4})_j$, QFT_j and $\Omega_j = j$ are completely independent such that $R_y(\frac{\pi}{4})_j$ is unknown to Bob. Based on Baye's theorem, we have

$$\begin{aligned} & p(R_y(\frac{\pi}{4})_j | \Omega_j = j, QFT_j) \\ & = \frac{p(\Omega_j = j | QFT_j, R_y(\frac{\pi}{4})_j)p(R_y(\frac{\pi}{4})_j, QFT_j)}{p(\Omega_j = j, QFT_j)} \\ & = \frac{p(\Omega_j = j | QFT_j, R_y(\frac{\pi}{4})_j)p(R_y(\frac{\pi}{4})_j)p(QFT_j)}{p(\Omega_j = j, QFT_j)p(QFT_j)} \\ & = p(R_y(\frac{\pi}{4})_j). \end{aligned}$$

So the scheme satisfies the condition 1.

The scheme satisfies the condition 2. We can show that Ω is unknown to Bob as follows.

$$\begin{aligned} & p(QFT_j | \Omega_j = j, R_z(\frac{\pi}{4})_j) \\ & = \frac{p(\Omega_j = j | QFT_j, R_z(\frac{\pi}{4})_j)p(QFT_j, R_z(\frac{\pi}{4})_j)}{p(\Omega_j = j | R_z(\frac{\pi}{4})_j)p(R_z(\frac{\pi}{4})_j)} \\ & = \frac{p(\Omega_j = j | QFT_j, R_z(\frac{\pi}{4})_j)p(QFT_j)p(R_z(\frac{\pi}{4})_j)}{p(\Omega_j = j | R_z(\frac{\pi}{4})_j)p(R_z(\frac{\pi}{4})_j)} \\ & = p(QFT_j). \end{aligned}$$

For gates T, Z, CT, CZ, H, we have the same conclusions. Therefore, these BQC protocols are blind.

At last, the correctness of these BQC protocols is as follows.

- 1) For state $|GHZ_{000}^\pm\rangle$, we have

$$\begin{aligned} & |GHZ_{000}^\pm\rangle = \frac{1}{\sqrt{2}}(|000\rangle \pm |111\rangle)_{123} \\ & \xrightarrow{QFT} \frac{1}{4}[(|0\rangle + |1\rangle)(|0\rangle + |1\rangle)(|0\rangle + |1\rangle) \\ & \pm (|0\rangle - |1\rangle)(|0\rangle + e^{\frac{3\pi i}{2}}|1\rangle)(|0\rangle + e^{\frac{7\pi i}{4}}|1\rangle)]_{123}. \end{aligned}$$

Equivalent to

$$\begin{aligned}
|\text{GHZ}_{000}^\pm\rangle &\xrightarrow{H_2H_3} \frac{1}{2\sqrt{2}}[|0\rangle(|0\rangle+|1\rangle)(|0\rangle+|1\rangle) \pm |1\rangle \\
&\quad (|0\rangle-|1\rangle)(|0\rangle-|1\rangle)]_{123} \\
&\xrightarrow{CT_{12}^{10}} \frac{1}{4}[|0\rangle(|0\rangle+|1\rangle)(|0\rangle+|1\rangle) \pm |1\rangle(|0\rangle+e^{\frac{3\pi i}{2}}|1\rangle) \\
&\quad (|0\rangle-|1\rangle)]_{123} \\
&\xrightarrow{CT_{13}^{11}} \frac{1}{4}[|0\rangle(|0\rangle+|1\rangle)(|0\rangle+|1\rangle) \pm |1\rangle(|0\rangle+e^{\frac{3\pi i}{2}}|1\rangle) \\
&\quad (|0\rangle+e^{\frac{7\pi i}{4}}|1\rangle)]_{123} \\
&\xrightarrow{H_1} \frac{1}{4}[(|0\rangle+|1\rangle)(|0\rangle+|1\rangle)(|0\rangle+|1\rangle) \pm (|0\rangle-|1\rangle) \\
&\quad (|0\rangle+e^{\frac{3\pi i}{2}}|1\rangle)(|0\rangle+e^{\frac{7\pi i}{4}}|1\rangle)]_{123}.
\end{aligned}$$

2) For state $|\text{GHZ}_{001}^\pm\rangle$, we have

$$\begin{aligned}
|\text{GHZ}_{001}^\pm\rangle &= \frac{1}{\sqrt{2}}(|001\rangle \pm |110\rangle)_{123} \\
&\xrightarrow{QFT} \frac{1}{4}[(|0\rangle-|1\rangle)(|0\rangle+e^{\frac{\pi i}{2}}|1\rangle)(|0\rangle+e^{\frac{\pi i}{4}}|1\rangle) \\
&\quad \pm (|0\rangle+|1\rangle)(|0\rangle-|1\rangle)(|0\rangle+e^{\frac{3\pi i}{2}}|1\rangle)]_{123}.
\end{aligned}$$

Equivalent to

$$\begin{aligned}
|\text{GHZ}_{001}^\pm\rangle &\xrightarrow{X_1X_3} \frac{1}{\sqrt{2}}(|100\rangle \pm |011\rangle)_{123} \\
&\xrightarrow{H_3} \frac{1}{2}[|10\rangle(|0\rangle+|1\rangle) \pm |01\rangle(|0\rangle-|1\rangle)]_{123} \\
&\xrightarrow{CT_{13}} \frac{1}{2}[|10\rangle(|0\rangle+e^{\frac{\pi i}{4}}|1\rangle) \pm |01\rangle(|0\rangle-|1\rangle)]_{123} \\
&\xrightarrow{CT_{23}^{10}} \frac{1}{2}[|10\rangle(|0\rangle+e^{\frac{\pi i}{4}}|1\rangle) \pm |01\rangle(|0\rangle+e^{\frac{3\pi i}{2}}|1\rangle)]_{123} \\
&\xrightarrow{H_2} \frac{1}{2\sqrt{2}}[|1\rangle(|0\rangle+|1\rangle)(|0\rangle+e^{\frac{\pi i}{4}}|1\rangle) \\
&\quad \pm |0\rangle(|0\rangle-|1\rangle)(|0\rangle+e^{\frac{3\pi i}{2}}|1\rangle)]_{123} \\
&\xrightarrow{CT_{12}^2} \frac{1}{2\sqrt{2}}[|1\rangle(|0\rangle+e^{\frac{\pi i}{2}}|1\rangle)(|0\rangle+e^{\frac{\pi i}{4}}|1\rangle) \\
&\quad \pm |0\rangle(|0\rangle-|1\rangle)(|0\rangle+e^{\frac{3\pi i}{2}}|1\rangle)]_{123} \\
&\xrightarrow{H_1} \frac{1}{4}[(|0\rangle-|1\rangle)(|0\rangle+e^{\frac{\pi i}{2}}|1\rangle)(|0\rangle+e^{\frac{\pi i}{4}}|1\rangle) \\
&\quad \pm (|0\rangle+|1\rangle)(|0\rangle-|1\rangle)(|0\rangle+e^{\frac{3\pi i}{2}}|1\rangle)]_{123}.
\end{aligned}$$

3) For state $|\text{GHZ}_{010}^\pm\rangle$, we have

$$\begin{aligned}
|\text{GHZ}_{010}^\pm\rangle &= \frac{1}{\sqrt{2}}(|010\rangle \pm |101\rangle)_{123} \\
&\xrightarrow{QFT} \frac{1}{4}[(|0\rangle+|1\rangle)(|0\rangle-|1\rangle)(|0\rangle+e^{\frac{\pi i}{2}}|1\rangle) \\
&\quad \pm (|0\rangle-|1\rangle)(|0\rangle+e^{\frac{\pi i}{2}}|1\rangle)(|0\rangle+e^{\frac{5\pi i}{4}}|1\rangle)]_{123}.
\end{aligned}$$

Equivalent to

$$\begin{aligned}
|\text{GHZ}_{010}^\pm\rangle &\xrightarrow{H_3} \frac{1}{2}[|01\rangle(|0\rangle+|1\rangle) \pm |10\rangle(|0\rangle-|1\rangle)]_{123} \\
&\xrightarrow{CT_{23}^2} \frac{1}{2}[|01\rangle(|0\rangle+e^{\frac{\pi i}{2}}|1\rangle) \pm |10\rangle(|0\rangle-|1\rangle)]_{123} \\
&\xrightarrow{CT_{13}^9} \frac{1}{2}[|01\rangle(|0\rangle+e^{\frac{\pi i}{2}}|1\rangle) \pm |10\rangle(|0\rangle+e^{\frac{5\pi i}{4}}|1\rangle)]_{123} \\
&\xrightarrow{H_2} \frac{1}{2\sqrt{2}}[|0\rangle(|0\rangle-|1\rangle)(|0\rangle+e^{\frac{\pi i}{2}}|1\rangle) \\
&\quad \pm |1\rangle(|0\rangle+|1\rangle)(|0\rangle+e^{\frac{5\pi i}{4}}|1\rangle)]_{123} \\
&\xrightarrow{CT_{12}^2} \frac{1}{2\sqrt{2}}[|0\rangle(|0\rangle-|1\rangle)(|0\rangle+e^{\frac{\pi i}{2}}|1\rangle) \\
&\quad \pm |1\rangle(|0\rangle+e^{\frac{\pi i}{2}}|1\rangle)(|0\rangle+e^{\frac{5\pi i}{4}}|1\rangle)]_{123} \\
&\xrightarrow{H_1} \frac{1}{4}[(|0\rangle+|1\rangle)(|0\rangle-|1\rangle)(|0\rangle+e^{\frac{\pi i}{2}}|1\rangle) \\
&\quad \pm (|0\rangle-|1\rangle)(|0\rangle+e^{\frac{\pi i}{2}}|1\rangle)(|0\rangle+e^{\frac{5\pi i}{4}}|1\rangle)]_{123}.
\end{aligned}$$

4) For state $|\text{GHZ}_{100}^\pm\rangle$, we have

$$\begin{aligned}
|\text{GHZ}_{100}^\pm\rangle &= \frac{1}{\sqrt{2}}(|010\rangle \pm |101\rangle)_{123} \\
&\xrightarrow{QFT} \frac{1}{4}[(|0\rangle-|1\rangle)(|0\rangle+e^{\frac{\pi i}{2}}|1\rangle)(|0\rangle+e^{\frac{3\pi i}{4}}|1\rangle) \\
&\quad \pm (|0\rangle+|1\rangle)(|0\rangle+|1\rangle)(|0\rangle-|1\rangle)]_{123}.
\end{aligned}$$

Equivalent to

$$\begin{aligned}
|\text{GHZ}_{100}^\pm\rangle &\xrightarrow{X_1X_3} \frac{1}{\sqrt{2}}(|110\rangle \pm |001\rangle)_{123} \\
&\xrightarrow{H_2H_3} \frac{1}{2\sqrt{2}}[|1\rangle(|0\rangle-|1\rangle)(|0\rangle+|1\rangle) \pm |0\rangle(|0\rangle+|1\rangle) \\
&\quad (|0\rangle-|1\rangle)]_{123} \\
&\xrightarrow{CT_{12}^6} \frac{1}{2\sqrt{2}}[|1\rangle(|0\rangle+e^{\frac{\pi i}{2}}|1\rangle)(|0\rangle+|1\rangle) \pm |0\rangle(|0\rangle+|1\rangle) \\
&\quad (|0\rangle-|1\rangle)]_{123} \\
&\xrightarrow{CT_{13}^3} \frac{1}{2\sqrt{2}}[|1\rangle(|0\rangle+e^{\frac{\pi i}{2}}|1\rangle)(|0\rangle+e^{\frac{3\pi i}{4}}|1\rangle) \pm |0\rangle(|0\rangle+ \\
&\quad |1\rangle)(|0\rangle-|1\rangle)]_{123} \\
&\xrightarrow{H_1} \frac{1}{4}[(|0\rangle-|1\rangle)(|0\rangle+e^{\frac{\pi i}{2}}|1\rangle)(|0\rangle+e^{\frac{3\pi i}{4}}|1\rangle) \pm (|0\rangle+ \\
&\quad |1\rangle)(|0\rangle+|1\rangle)(|0\rangle-|1\rangle)]_{123}.
\end{aligned}$$

IV. CONCLUSION

In this paper, we propose a novel blind quantum computation protocol about quantum Fourier transform performed on multi-qubit states. We give the QFT performed multi-qubit states. We detailedly analyze QFT performed GHZ states. The equivalent quantum circuits are given with relevant BQC protocols. In the end, we give the proof of blindness and correctness of these BQC protocols.

ACKNOWLEDGMENTS

I am grateful to Xiaochun Li for improving the quality of this manuscript. This work was supported by National Science Foundation of China (Grant Nos. 61732021,

61472165 and 61373158), Guangdong Provincial Engineering Technology Research Center on Network Security Detection and Defence (Grant No. 2014B090904067), Guangdong Provincial Special Funds for Applied Technology Research and development and Transformation of

Important Scientific and Technological Achieve (Grant No. 2016B010124009), the Zhuhai Top Discipline-Information Security, Guangzhou Key Laboratory of Data Security and Privacy Preserving, Guangdong Key Laboratory of Data Security and Privacy Preserving.

-
- [1] A. Broadbent, J. Fitzsimons, E. Kashefi, Universal blind quantum computation, In Proceedings of the 50th Annual IEEE Symposium on Foundations of Computer Science (2009) 517–526.
 - [2] C. Greganti, M. C. Roehsner, S. Barz, T. Morimae, P. Walther, Demonstration of measurement-only blind quantum computing, *New J. Phys.* 18 (2016) 013020.
 - [3] S. Barz, E. Kashefi, A. Broadbent, J. F. Fitzsimons, A. Zeilinger, P. Walther, Demonstration of blind quantum computing, *Science* 335 (2012) 303–308.
 - [4] T. Morimae, K. Fujii, Secure entanglement distillation for double-server blind quantum computation, *Phys. Rev. Lett.* 111 (2013) 020502.
 - [5] L. Qin, C. W. Hong, W. Chunhui, W. Zhonghua, Triple-server blind quantum computation using entanglement swapping, *Phys. Rev. A* 89 (2014) 040302.
 - [6] Y.-B. Sheng, L. Zhou, Deterministic entanglement distillation for secure double-server blind quantum computation, *Sci. Rep.* 5 (2015) 7815.
 - [7] T. Morimae, K. Fujii, Blind topological measurement-based quantum computation, *Nat. Commun.* 3 (2012) 1036.
 - [8] T. Morimae, V. Dunjko, E. Kashefi, Ground state blind quantum computation on aklt states, *Quantum Inf. Comput.* 15 (2015) 200–234.
 - [9] A. M. Childs, Secure assisted quantum computation, *Quantum inf. comput.* 5 (2005) 456–466.
 - [10] K. Fisher, A. Broadbent, L. Shalm, Z. Yan, J. Lavoie, R. Prevedel, T. Jennewein, K. Resch, Quantum computing on encrypted data, *Nat. Commun.* 5 (2014) 3074.
 - [11] A. Broadbent, Delegating private quantum computations, *Can. J. Phys.* 93 (2015) 941–946.
 - [12] T. Sueki, T. Koshihara, T. Morimae, Ancilla-driven universal blind quantum computation, *Phys. Rev. A* 87 (2013) 060301.
 - [13] T. Morimae, Verification for measurement-only blind quantum computing, *Phys. Rev. A* 89 (2014) 060302.
 - [14] M. Hayashi, T. Morimae, Verifiable measurement-only blind quantum computing with stabilizer testing, *Phys. Rev. Lett.* 115 (2015) 220502.
 - [15] A. Gheorghiu, E. Kashefi, P. Wallden, Robustness and device independence of verifiable blind quantum computing, *New J. Phys.* 17 (2015) 083040.
 - [16] J. Fitzsimons, E. Kashefi, Unconditionally verifiable blind quantum computations, arXiv:1203.5217v3.
 - [17] M. Hajdusek, C. A. Pérez-Delgado, J. Fitzsimons, Device-independent verifiable blind quantum computation, arXiv:1502.02563v2.
 - [18] K. Fujii, M. Hayashi, Verifiable fault-tolerance in measurement-based quantum computation, arXiv:1610.05216v1.
 - [19] T. Morimae, Measurement-only verifiable blind quantum computing with quantum input verification, *Phys. Rev. A* 94 (2016) 042301.
 - [20] A. Broadbent, How to verify a quantum computation, arXiv:1509.09180v3.
 - [21] V. Dunjko, E. Kashefi, Blind quantum computing with two almost identical states., arXiv:1604.01586.
 - [22] C. A. Pérez-Delgado, J. F. Fitzsimons, Iterated gate teleportation and blind quantum computation, *Phys. Rev. Lett.* 114 (2015) 220502.
 - [23] Y.-B. Sheng, L. Zhou, Blind quantum computation with noise environment, arXiv:1609.08902v1.
 - [24] Y. Takeuchi, K. Fujii, R. Ikuta, T. Yamamoto, N. Imoto, Blind quantum computation over a collective-noise channel, *Phys. Rev. A* 93 (2016) 052307.
 - [25] T. Kapourniotis, V. Dunjko, E. Kashefi, On optimising quantum communication in verifiable quantum computing, arXiv:1506.06943.
 - [26] Y. Takeuchi, K. Fujii, T. Morimae, N. Imoto, Practically verifiable blind quantum computation with acceptance rate amplification, arXiv:1607.01568.
 - [27] E. Kashefi, P. Wallden, Optimised resource construction for verifiable quantum computation, *J. Phys. A Math. Theor.* 50.
 - [28] K. Honda, Publicly verifiable blind quantum computation, arXiv:1604.00116.
 - [29] A. Mantri, C. A. Pérez-Delgado, J. F. Fitzsimons, Optimal blind quantum computation, *Phys. Rev. Lett.* 111 (2013) 230502.
 - [30] V. Giovannetti, L. Maccone, T. Morimae, T. G. Rudolph, Efficient universal blind quantum computation, *Phys. Rev. Lett.* 111 (2013) 230501.
 - [31] V. Dunjko, E. Kashefi, A. Leverrier, Blind quantum computing with weak coherent pulses, *Phys. Rev. Lett.* 108 (2012) 200502.
 - [32] Z. Sun, J. Yu, P. Wang, L. Xu, Symmetrically private information retrieval based on blind quantum computing, *Phys. Rev. A* 91 (2015) 052303.
 - [33] H. L. Huang, W. S. Bao, T. Li, F. G. Li, X. Q. Fu, S. Zhang, H. L. Zhang, X. Wang, Universal blind quantum computation for hybrid system, *Quantum Inf. Process.* 16 (2017) 199.
 - [34] S. Aaronson, A. Cojocaruy, A. Gheorghiu, E. Kashefi, On the implausibility of classical client blind quantum computing, ArXiv:1704.08482v1.
 - [35] H. L. Huang, Q. Zhao, X. F. Ma, C. Liu, Z. E. Su, X. L. Wang, L. Li, N. L. Liu, B. C. Sanders, C. Y. Lu, J. W. Pan, Experimental blind quantum computing for a classical client, *Phys. Rev. Lett.* 119 (2017) 050503.
 - [36] K. Marshall, C. S. Jacobsen, C. Schäfermeier, T. Gehring, C. Weedbrook, U. L. Andersen, Continuous-variable quantum computing on encrypted data, *Nat. Comm.* 7 (2016) 13795.
 - [37] J. F. Fitzsimons, Private quantum computation: an introduction to blind quantum computing and related protocols, *npj Quantum Information* 3 (2017) 1–11.

- [38] M. A. Nielsen, I. L. Chuang, Quantum Computation and Quantum Information, Cambridge University Press, 2000.
- [39] Y. S. Nam, R. Blümel, Robustness of the quantum fourier transform with respect to static gate defects, Phys. Rev. A 89 (2014) 769–772.
- [40] L. Ruiz-PerezEmail, J. C. Garcia-Escartin, Quantum arithmetic with the quantum fourier transform, Quant. Inf. Process. 16 (2017) 152.
- [41] C. Moore, D. Rockmore, A. Russell, Generic quantum fourier transforms, Journal ACM Transactions on Algorithms (TALG) 2(4) (2006) 707–723.