

RedDwarfData: a simplified dataset of StarCraft matches

Juan J. Merelo-Guervós, Antonio Fernández-Ares
University of Granada, Spain

Antonio Álvarez Caballero
University of Oviedo, Spain

Pablo García-Sánchez
University of Cádiz, Spain

Victor Rivas
University of Jaen, Spain

December 29th, 2017

Abstract

The game Starcraft is one of the most interesting arenas to test new machine learning and computational intelligence techniques; however, StarCraft matches take a long time and creating a good dataset for training can be hard. Besides, analyzing match logs to extract the main characteristics can also be done in many different ways to the point that extracting and processing data itself can take an inordinate amount of time and of course, depending on what you choose, can bias learning algorithms. In this paper we present a simplified dataset extracted from the set of matches published by Robinson and Watson, which we have called RedDwarfData, containing several thousand matches processed to frames, so that temporal studies can also be undertaken. This dataset is available from GitHub under a free license. An initial analysis and appraisal of these matches is also made.

Introduction

StarCraft is a well-known Real Time Strategy (*RTS*) game whose first version was released in 1998 (Yoon 2001). The game consists of two opponents trying to beat each other over a square-shaped arena. Every player has to spawn workers and create buildings using the available resources, which are located over the terrain. Players can use one of three different kinds of species, called Zergs, Protoss or Terrans, with different kinds of individuals, which differ in their skills, so that players have a wide range of possibilities in order to plan their strategies. The need to dynamically take decisions for both the short and the long terms make RTS adequate scenarios to test AI algorithms (Ontanón et al. 2013) that could be used later in real problems including financial, military and logistics scenarios.

StarCraft has become popular among researchers thanks in part to *BWAPI*, an API developed by the community that allows programming artificial agents and that was developed for StarCraft competitions (Buro and Churchill 2012). These agents can act just like regular players, according to a previously established algorithm; but, more importantly, they can collect data as matches are running. The data collected this way can be later analysed, so that machine learning techniques can be applied for both supervised and unsupervised learning.

Developing and releasing datasets for developing and applying these techniques is thus a way of expanding research in this area and allowing researchers to develop their own bots or prediction algorithms without having to scrape them from websites or actually play the games, a time-consuming task, to extract data from them. Several researchers have done so and we will refer to them in the state of the art; in this paper we start from Robertson and Watson’s dataset (Robertson and Watson 2014) and create a simpler one that can be used without needing many resources; even so, the data set is balanced with respect to duration, races and number of resources used by the players.

The rest of the paper is organized as follows: next we will present the Starcraft datasets that have been published so far. In the next section we will show how Robertson and Watson’s dataset was processed and the rationale for doing it that way. Then we will present a macro picture of the data set, to eventually draw some conclusions from it and possible lines of work using this dataset.

State of the art

The main motivation for writing this paper was the proliferation of new StarCraft datasets in the last few years. Players have been uploading their matches command logs to several websites, such as TeamLiquid ¹ or BWReplays ² for over 10 years. These logs are usually employed by the player community to learn new playing techniques from other players. From the point of view of using them for AI training, however, these datasets are in raw form and require some kind of command execution, parsing, data selection and filtering in order to serve as a good base for learning models (Lin et al. 2017). Moreover, a lot of uploaded replays may be corrupt or incomplete. Different authors have been processing these replays to create datasets that can be used to predict the outcome of a match or a battle or simply gather insights on gaming strategies. The first paper that describes the processing of replays was the one presented by Weber and Mateas (Weber and Mateas 2009), where they processed replays to create a dataset to compare several classification algorithms. 5393 replays were used and they store specific events during the games, not the full game state, validating the possibility of predicting the winner of a game to a certain degree. Later, other datasets that store the full game state to apply generic machine learning techniques have appeared (Synnaeve and Bessière 2012).

Instead providing the game logs directly, Robertson and Watson (Robertson and Watson 2014) distributed the logs in a database, created by obtaining the replays from several replays webpages, executing the game and storing a large number of game features data every certain number of frames. This dataset has been used by other researchers, for example, to create models differentiating by race (Ravari, Bakkes, and Spronck 2016).

Recently, and built upon the Synnaeve and Bessiere work (Synnaeve and Bessière 2012), Lin et al. (Lin et al. 2017) have released the largest dataset to date. It includes 65646 replays, storing the full state of the game every 3 frames, including up to 30 features by unit and battle detections, storing all the data in TorchCraft format to be accessed by specific software clients. Even using compression mechanisms, this dataset requires 365GB of space. The aim of using this dataset is to apply Deep Learning algorithms that require a large amount of data.

However, there is not a small and limited dataset ready to use for teaching purposes, for example, to directly use as input for certain algorithms without any modification. This is the reason we have used the Robertson and Watson database (Robertson and Watson 2014) to extract a limited number of features and parsed it directly to CSV (Comma Separated Values) format. These CSV files can be easily downloaded and straightforwardly parsed with any programming language.

Data extraction and filtering

One of the advantages of the presented dataset is that they are already pre-processed and ready to use. The origin of the samples are the replays obtained by (Robertson and Watson 2014). As previously stated, they

¹<http://www.teamliquid.net>

²<http://www.bwreplays.com>

provided the data in the form of a huge relational database, so an intermediate step to produce an usable and manageable CSV file was needed.

For every available match in the database, identified by its *ReplayID*, a different number of samples is extracted. The first step is to take the *Duration* and the identifiers *PlayerReplayID* of the two players involved in the game. The *PlayerReplayID* with the minimum value is taken as the first player; this does not actually introduce a bias.

Because of the dynamic nature of the game, it is important to use a time reference to be able to track the match in every moment. Instead of sampling the matches every certain number of frames as other authors propose, the chosen reference is the *Frame* when a change in resources (*Minerals*, *Gas* and *Supply*) occurs. This instant does not have to be the same for the two players, so all the instants when a change is discovered are saved. This choice implies a lot of empty values in the database; however, this is easily fixed by taking the last known value to fill each empty one: if there is not a change for a player, the resources would be the last seen ones.

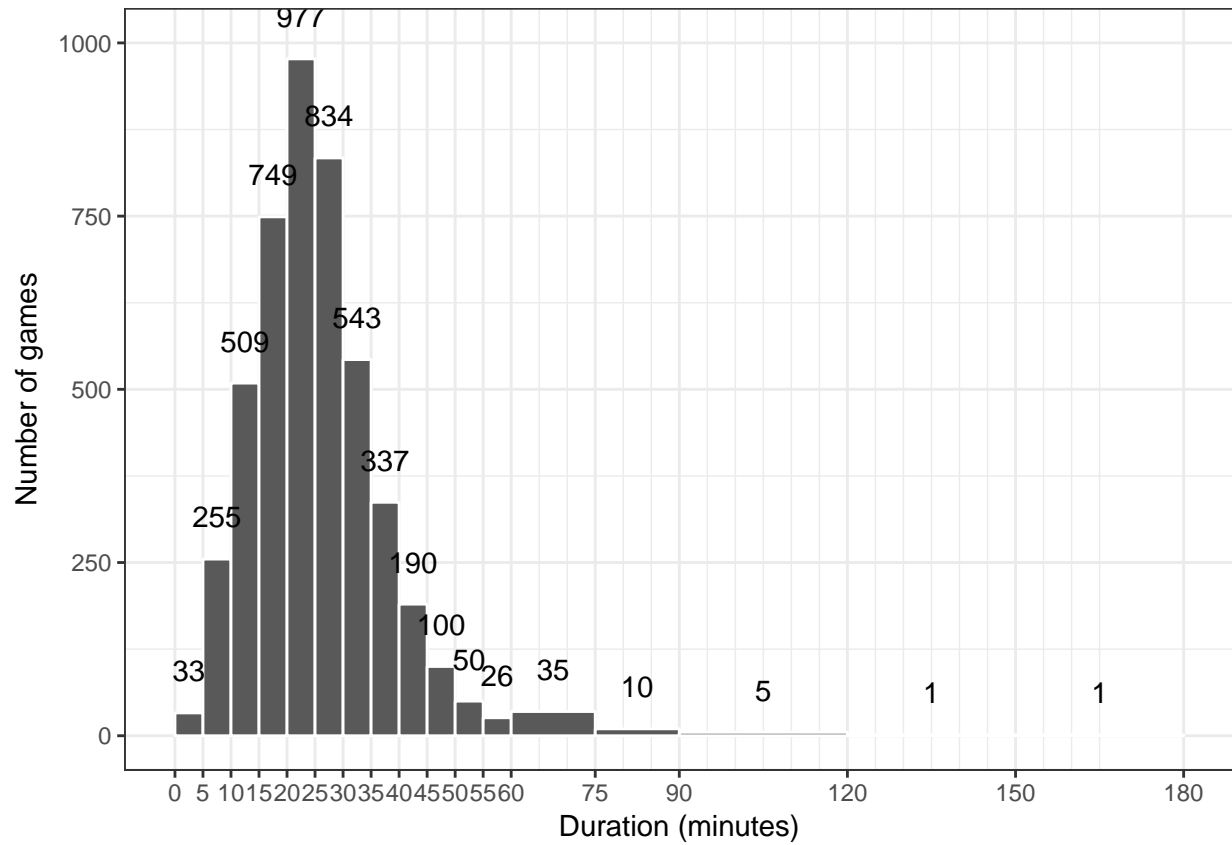
This decision is also important to track the units, that are valued by their price in resources. However, the value recorded in the original database is split by regions, which are pieces of the map. To register the value of some units, all the region's values have to be summed up, but the frame when these changes occur are not the same as the resources' ones, so the last change for each region is saved and accumulated. The same process is also performed for the enemy units. However, this value is an estimation, not a real one, because due to the rules, a player does not know anything about the enemy unless they see the other, and at that moment, these real values are stored in the logs.

With all the data well-formed, only the *ReplayID*, *Winner* and *Duration* have to be added to the match. The data of a game does not have any missing values, so they are ready to be saved. As it was said before, this process has to be repeated for each match.

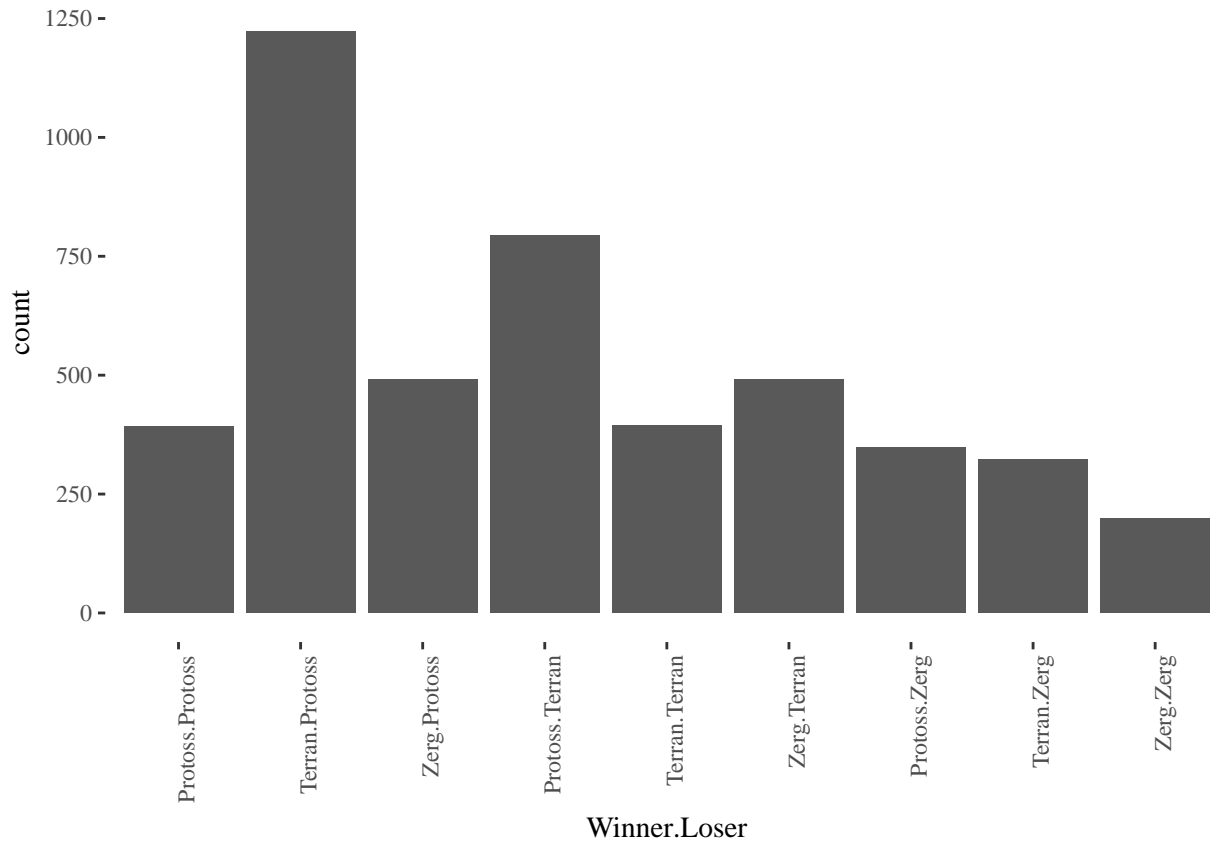
The big picture

A few macro analyses of the data in this dataset will allow us to compare it with other datasets and also appraise its balance and general features. The data set, which is available from GitHub under a free license, includes 4655 different matches with matches among all different races available in Starcraft.

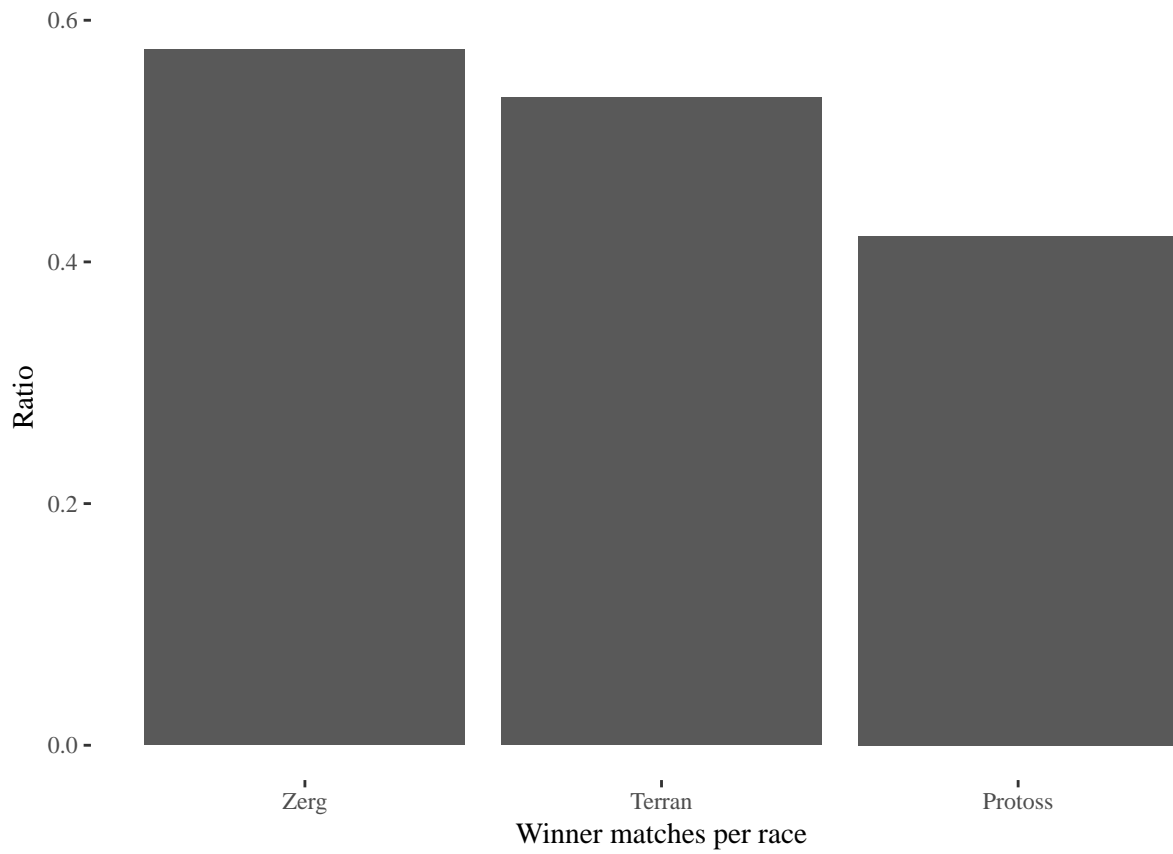
The duration of the matches is represented below.



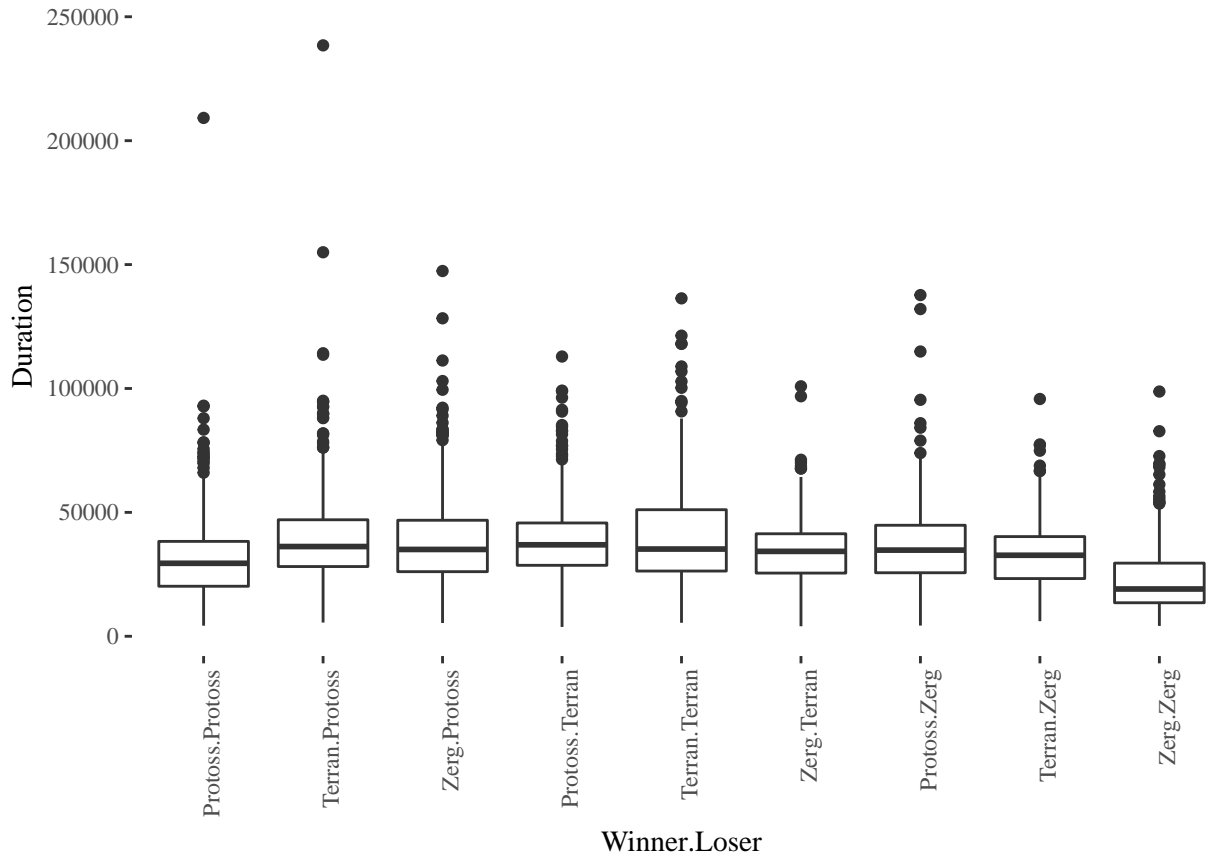
The mode is between 20 and 25 minutes, with average equal to 25.2570211 and median 25.2570211; they are not too different which indicates that the distribution is not too skewed.



The combination Terran vs. Protoss includes the bigger number of matches, with close to two thousands, of which the majority are won by the Terran. But in fact, the race that wins the most games it is involved it are the Zerg, as is shown below.



Both macro measures show that the data set is well balanced, and includes battles in all possible combinations. On the other hand, we can use match data to find out if the duration of the match is affected by the combination of races



And the chart shows that, except for the matches that include Zerg against Zerg and Protoss vs. Protoss, duration is quite similar and is more affected by the game dynamics that by differences or similarities between races.

Conclusions

Our intention with the release of RedDwarfData and this report was to introduce a new lightweight dataset that includes matches by all races and that can be used for drawing conclusions about Starcraft matches, as well as use them to actually train bots that play Starcraft. An initial exploratory analysis draws the conclusion that the Zerg might be the best race to use in a game bot; however, this macro conclusion will have to be qualified by an actual analysis of the strategies generally used by Zergs in the particular games included in the data set. RedDwarfData and the scripts that are used to process it are hosted in Github: <https://github.com/analca3/StarCraft-winner-prediction>. This paper is hosted also in GitHub, and includes the scripts used to generate aggregated data and the data that has been used to generate this paper, which is written in R Markdown and includes the scripts to generate these charts. It has a Apache license and can be downloaded from GitHub at <https://github.com/geneura-papers/2017-StarCraft-Data>. This dataset has been used already in (Álvarez-Caballero et al. 2017) to make early predictions of the outcome of the match, in order to shorten the time needed to evaluate bots in an optimization environment. Our intention is to create surrogate models of matches so that we can use evolutionary algorithms to create game bots that can be competitive in this game.

Acknowledgements

This paper has been funded in part by the Spanish national excellence project TIN2014-56494-C4-3-P (EphemeCH). We acknowledge also the support of TIN2017-85727-C4-2-P (DeepBio).

References

- Álvarez-Caballero, Antonio, J. J. Merelo, Pablo García Sánchez, and A. Fernández-Ares. 2017. “Early Prediction of the Winner in Starcraft Matches.” In *Proceedings Ijcci*.
- Buro, Michael, and David Churchill. 2012. “Real-Time Strategy Game Competitions.” *AI Magazine* 33 (3): 106.
- Lin, Zeming, Jonas Gehring, Vasil Khalidov, and Gabriel Synnaeve. 2017. “STARDATA: A Starcraft AI Research Dataset.” In *Proceedings of the Thirteenth AAAI Conference on Artificial Intelligence and Interactive Digital Entertainment (Aiiide-17), October 5-9, 2017, Snowbird, Little Cottonwood Canyon, Utah, USA.*, edited by Brian Magerko and Jonathan P. Rowe, 50–56. AAAI Press. <http://www.aaai.org/Library/AIIDE/aiide17contents.php>.
- Ontanón, Santiago, Gabriel Synnaeve, Alberto Uriarte, Florian Richoux, David Churchill, and Mike Preuss. 2013. “A Survey of Real-Time Strategy Game AI Research and Competition in StarCraft.” *IEEE Transactions on Computational Intelligence and AI in Games* 5 (4). IEEE: 293–311.
- Ravari, Yaser Norouzzadeh, Sander Bakkes, and Pieter Spronck. 2016. “StarCraft Winner Prediction.” In *Artificial Intelligence in Adversarial Games: Papers from the Aiiide Workshop. Twelfth Artificial Intelligence and Interactive Digital Entertainment Conference*, 2–8.
- Robertson, Glen, and Ian D. Watson. 2014. “An Improved Dataset and Extraction Process for Starcraft AI.” In *Proceedings of the Twenty-Seventh International Florida Artificial Intelligence Research Society Conference, FLAIRS 2014, Pensacola Beach, Florida, May 21-23, 2014.*, edited by William Eberle and Chutima Boonthum-Denecke. AAAI Press. <http://www.aaai.org/ocs/index.php/FLAIRS/FLAIRS14/paper/view/7867>.
- Synnaeve, Gabriel, and Pierre Bessière. 2012. “A Dataset for Starcraft AI & an Example of Armies Clustering.” *CoRR* abs/1211.4552. <http://arxiv.org/abs/1211.4552>.
- Weber, Ben George, and Michael Mateas. 2009. “A Data Mining Approach to Strategy Prediction.” In *Proceedings of the 2009 IEEE Symposium on Computational Intelligence and Games, CIG 2009, Milano, Italy, 7-10 September, 2009*, edited by Pier Luca Lanzi, 140–47. IEEE. <http://ieeexplore.ieee.org/xpl/mostRecentIssue.jsp?punumber=5278415>.
- Yoon, Sunny. 2001. “When the Starcraft Launches on the Other Side of Planet: An Ethnographic Study of the Network Game in Korea.” *Korea Journalism Studies* 45 (2): 316–437.