

Scalable Entity Resolution Using Probabilistic Signatures on Parallel Databases

Yuhang Zhang^{*}
AUSTRAC

Pauline Chou
AUSTRAC

Kee Siong Ng
AUSTRAC / ANU

Tania Churchill
AUSTRAC

Michael Walker
AUSTRAC

Peter Christen
Australian National University

ABSTRACT

Accurate and efficient entity resolution is an open challenge of particular relevance to intelligence organisations that collect large datasets from disparate sources with differing levels of quality and standard. Starting from a first-principles formulation of entity resolution, this paper presents a novel Entity Resolution algorithm that introduces a data-driven blocking and record-linkage technique based on the probabilistic identification of entity signatures in data. The scalability and accuracy of the proposed algorithm are evaluated using benchmark datasets and shown to achieve state-of-the-art results. The proposed algorithm can be implemented simply on modern parallel databases, which allows it to be deployed with relative ease in large industrial applications.

1. INTRODUCTION

Entity resolution (ER) is the process of identifying records that refer to the same real-world entity. Accurate and efficient ER is needed in various data-intensive applications, including but not limited to health studies, fraud detection, and national censuses [5]. More specifically, ER plays a pivotal role in the context of Australia’s whole-of-government approach to tackle our most pressing social issues—including terrorism and welfare fraud—by combining and analysing datasets from multiple government agencies.

Two typical challenges in entity resolution are imperfect data quality and large data size. Common data quality issues that can introduce ambiguity in the ER process include:

- **Incompleteness:** Records with incomplete attribute values or even missing attribute values.
- **Incompatible formats:** The formats of names, addresses, dates, numbers, etc., can be different between countries, regions, and languages.

- **Errors:** Records containing wrong information due to either user or system errors, or deliberate attempts at obfuscation are widely seen in databases.
- **Timeliness:** Another very common source of error is records that have become outdated due to poor maintenance or data refresh practices, such as people changing their name or address.

In databases containing upwards of tens to hundreds of millions records, ER can also be challenging because exhaustively comparing records in a pairwise manner is computationally infeasible [6]. In fact, any ER algorithm having a time complexity worse than linear is prohibitive on large databases.

In this paper, we present a simple and scalable ER algorithm that addresses the challenges of performing ER on poor quality and high volume data. The key ideas behind our proposed approach are described next.

Using Redundancy to Overcome Data Quality Issues

The most common way to tackle data quality issues is to standardise and cleanse raw data before the linking operation [5]. Standardisation and cleansing are umbrella terms covering operations which can fill in incomplete data, unify inconsistent formats, and remove errors in data, i.e., operations addressing all kinds of data quality issues.

The problem with standardisation and cleansing is that it is in itself a challenging problem. For example, *01/02/2000* can be parsed as either *1st of Feb 2000* or *2nd of Jan 2000*. *St* can mean either *Street* or *Saint* in addresses. If a mistake is made during standardisation and cleansing, it is usually difficult to recover from it to perform linkage correctly.

Instead of standardising and cleansing data into canonical forms, we rely on redundancy in data to overcome data quality issues. We say a record contains redundancy if one of its subrecords can uniquely identify the same entity. For example, if there is only one *John Smith* living in *Elizabeth Street*, then *John Smith, 45 Elizabeth Street* as a record of a person contains redundancy, because specifying street number *45* is not really necessary.

Redundancy exists widely in data. Not every country has a city named *Canberra*. Not every bank has a branch in *Bungendore*. As an extreme case, three numbers *23 24 5600* might be sufficient to specify an address globally, if there is only one address in the world containing these three numbers at the same time. In this case, we do not even need to know if *23* is a unit number or the first part of a street number. Perhaps counter-intuitively, such seemingly extreme

^{*}Corresponding author: yuhang.zhang@austrac.gov.au
© Commonwealth of Australia

examples are actually quite common in practice. For example, among the 13,949,070 Australian addresses stored in the Open Address database (<https://openaddresses.io/>), 1,374,998 of them can be uniquely identified by three numbers in them.

Redundancy simplifies ER. If two records share a common subrecord that can be used to uniquely identify an entity, then these two records can be linked no matter what data quality issues they each have. We call such a subrecord a *signature* of its entity. Probabilistic identification of signatures in data and linking records using such probabilistic signatures is the first key idea of our algorithm.

Data-Driven Blocking using Signatures

Blocking is a widely used technique to improve ER efficiency [5]. Naïvely, linking two databases containing m and n records respectively requires $O(mn)$ record pair comparisons. Most of these comparisons lead to non-matches, i.e. they correspond to two records that refer to different entities. To reject these non-matches with a lower cost, one may first partition the raw records according to criteria selected by a user. These criteria are called *blocking keys* [6]. Examples of blocking keys include attributes such as first and last name, postcode, and so on. During linkage, comparison is only carried out between records that fall into the same partition, based on the assumption that records sharing no blocking keys do not match with each other.

The efficiency and completeness of ER is largely determined by blocking-key selection, which again is challenging in itself. If the keys are not distinctive between disparate entities, many irrelevant records will be placed into the same block, which gains little improvement in efficiency. If the keys are not invariant with respect to records of the same entities, records of the same entity will be inserted into different blocks and many true matching record pairs will be missed. If the key values do not distribute evenly among the records, the largest few blocks will form the bottleneck of ER efficiency. When dealing with a large dataset, it is challenging to balance all these concerns. Moreover, the performance of blocking keys also depends on the accuracy of any data standardisation and cleansing performed [5].

In an ideal world, we would like to use signatures as the blocking key and place only records of the same entity into the same block. In practice, we do not know which subrecords are signatures but we can still approximate the strategy by blocking on probabilistically identified signatures. These probabilistic signatures tend to be empirically distinctive and exhibit low-frequency in the database, which allows small and accurate blocks to be constructed. The only risk is these blocking keys may not be invariant with respect to records of the same entities. To address this, we introduce an inter-block connected component algorithm, which is explained next.

Connected Components for Transitive Linkage

As discussed above, the blocking-by-probabilistic-signature technique leads to quite targeted blocking of records, with high precision but possibly low recall. This is in contrast to standard blocking techniques that tend to have low precision but high recall [6]. To compensate for the loss in recall, we allow each record to be inserted into multiple blocks, using the fact that each record may contain multiple distinct signatures. Moreover, to link records of the same entity that

do not share the same signature, we allow two records in two different blocks to be linked if they are linked to the same third record in their own blocks. To implement such an indirect (transitive) link, we run a connected component algorithm to assign records connected directly or indirectly with the same label (entity identifier).

A particular challenge in our context is the size of the graphs we have to deal with. There are as many nodes as the number of records. Such a graph can be too large to fit into main memory. Random access to nodes in the graph, which is required by traditional depth/breadth-first search algorithms, might therefore not be feasible. To address this, we propose a connected-component labelling algorithm that fits large graphs that are stored in a distributed database. The algorithm uses standard relational database operations, such as grouping and join, in an iterative way and converges in linear time. This connected component operation allows us not only to use small-sized data blocks, but also to link highly inconsistent records of the same entity transitively.

Implementation on Parallel Databases

Massively parallel processing databases like Teradata and Greenplum have long supported parallelised SQL that scales to large datasets. Recent advances in large-scale in-database analytics platforms [15, 31] have shown how sophisticated machine learning algorithms can be implemented on top of a declarative language like SQL or MapReduce to scale to Petabyte-sized datasets on cluster computing.

One merit of our proposed method is it can be implemented on parallelised SQL using around ten SQL statements. As our experiments presented in Section 7 show, our algorithm can link datasets containing thousands of records in seconds, millions of records in minutes, and billions of records in hours on medium-sized clusters built using inexpensive commodity hardware.

Paper Contributions

The contributions of this paper is a novel ER algorithm that

1. introduces a probabilistic technique to identify, from unlabelled data, entity signatures derived from a first-principles formulation of the ER problem;
2. introduces a new and effective data-driven blocking technique based on the occurrence of common probabilistic signatures in two records;
3. incorporates a scalable connected-component labelling algorithm that uses inverted-index data structures and parallel databases to compute transitive linkages in large graphs (tens to hundreds of millions of nodes);
4. is simple and scalable, allowing the whole algorithm to be written in ~ 10 standard SQL statements on modern parallel data platforms like Greenplum and Spark;
5. achieves state-of-the-art performance on several benchmark datasets and pushes the scalability boundary of existing ER algorithms.

Our paper also provides a positive answer to an open research problem raised by Papadakis and Palpanas [29] about the existence of scalable and accurate data-driven blocking algorithms.

The remainder of the paper is structured as follows. In the following section we review research related to our work. In Section 3 we formulate the ER problem we aim to tackle, and in Section 4 we describe how we identify the signatures of entities in a probabilistic way. In Section 5 we propose a scalable graph-labelling algorithm which we use to efficiently identify transitive links, and in Section 6 we present the overall algorithm for signature-based ER. Experimental results are presented in Section 7, followed by a general discussion in Section 8 and conclusion in Section 9.

2. RELATED WORK

Entity resolution (ER), also known as record linkage and data matching [5], has a long history with first computer based techniques being developed over five decades ago [12, 25]. The major challenges of linkage quality and scalability have been ongoing as databases continue to grow in size and complexity, and more diverse databases have to be linked [10]. ER is a topic of research in a variety of domains, ranging from computer science [5, 10] and statistics [16] to the health and social sciences [14].

The ER process generally consists of three major steps [5]: blocking/indexing, record comparison, and classification. In the first step, as discussed earlier, the databases are split into blocks (or clusters), and in the second step pairs of records within the same blocks are compared with each other. Even after data cleansing and standardisation of the input databases (if applied) there can still be variations of and errors in the attribute values to be compared, and therefore approximate string comparison functions (such as edit distance, the Jaro-Winkler comparator, or Jaccard similarity [5]) are employed to compare pairs of records. Each compared record pair results in a vector of similarities (one similarity per attribute compared), and these similarity vectors are then used to classify record pairs into *matches* (where it is assumed the two records in a pair correspond to the same entity) and *non-matches* (where the records are assumed to correspond to two different entities). Various classification methods have been employed in ER [5, 10], ranging from simple threshold-based to sophisticated clustering, supervised classification techniques, as well as active learning approaches.

Traditional blocking [6] uses one or more attributes as *blocking key* to insert records that share the same value in their blocking key into the same block. Only records within the same block are then compared with each other. To overcome variations and misspellings, the attribute values used in blocking keys are often phonetically encoded using functions such as Soundex or Double-Metaphone [5] which convert a string into a code according to how the string is pronounced. The same code is assigned to similar sounding names (such as ‘Dickson’ and ‘Dixon’). Multiple blocking keys may also be used to deal with the problem of missing attribute values [6].

An alternative to traditional blocking is the sorted neighbourhood method [24, 11], where the databases to be linked are sorted according to a *sorting key* (usually a concatenation of the values from several attributes), and a sliding window is moved over the databases. Only records within the window are then compared with each other. Another way to block databases is using canopy clustering [23], where a computationally efficient similarity measure (such as Jaccard

similarity based on character q-grams as generated from attribute values) is used to insert records into one or more overlapping clusters, and records that are in the same cluster (block) are then compared with each other.

While these existing blocking techniques are *schema-based* and require a user to decide which attributes(s) to use for blocking, sorting or clustering, more recent work has investigated *schema-agnostic* approaches that generate some form of signature for each record automatically from all attribute values [27, 26]. While schema agnostic approaches, such as ours, can be attractive as they do not require manual selection of blocking or sorting keys by domain experts, they can lead to sub-optimal blocking performance and might require additional meta-blocking steps [28] to achieve both high effectiveness and efficiency by for example removing blocks that are too large or that have a high overlap with other blocks.

One schema-agnostic approach to blocking is Locality Sensitive Hashing (LSH), as originally developed for efficient nearest-neighbour search in high-dimensional spaces [18]. LSH has been employed for blocking in ER by hashing attribute values multiple times and comparing records that share some hash values. One ER approach based on Min-Hash [4] and LSH is *HARRA* [20], which iteratively blocks, compares, and then merges records, where merged records are re-hashed to improve the overall ER quality. However, as a recent evaluation of blocking techniques has found [30], blocking based on LSH needs to be carefully tuned to a specific database in order to achieve both high effectiveness and efficiency. This requires high quality training data which is not available in many real-world ER applications.

Compared to existing approaches to ER, the distinguishing feature of our ER algorithm is a data-driven blocking-by-signature technique that deliberately trade-off recall in favour of high precision. This is in contrast to the standard practice of trading off precision in favour of high recall in most existing blocking algorithms. To compensate for potential low-recall resulting from our blocking technique, we introduce an additional Global Connected Component step into the ER process, which turns out to be efficiently computable. As we shall see, this slightly unusual combination of ideas yielded a new, simple algorithm that achieves state-of-the-art ER results on a range of datasets, both in terms of accuracy and scalability.

3. PROBLEM FORMULATION

The ER problem is usually loosely defined as the problem of determining which records in a database refer to the same entities. This informal definition can hide many assumptions, especially on the meaning of the term “same entities”. To avoid confusion, we now define our ER setting in a more precise manner.

Definition 1. A **possible world** is a tuple (W, R, E, D) , where W denotes a set of words; R denotes the set of all records, where a record $r \in R$ is a sequence of words from W (i.e. order matters); $E = \{e_1, e_2, \dots\}$ denotes a set of entity identifiers; and $D : E \times R$ is a subset of the Cartesian product between E and R .

We say record $r \in R$ refers to entity $e \in E$, if $(e, r) \in D$. Note that an entity may be referred to by multiple (possibly inconsistent) records, and each record may refer to multiple

entities, i.e., there are ambiguous records. Some records may belong to no entities in E . For example, *John Smith, Sydney* is likely referring to several individuals named *John Smith* who live in *Sydney*, and therefore this record is ambiguous as it can refer to any of them. On the other hand, in real-world databases there are often records that contain randomly generated, faked, or corrupted values, such as those used to test a system or that were intentionally modified (for example *John Doe* or *(123) 456-7890*) by a user who does not want to provide their actual personal details [7].

In practice, a possible world is only ‘knowable’ through a (finite) set of observations sampled from it.

Definition 2. Given a possible world (W, R, E, D) , we can sample an (e, r) pair using some (usually unknown) probability distribution on D . By repeating the sampling n times, we obtain a set of **labelled observations** of the possible world, $\{(e_i, r_i)\}_{i=1\dots n}$. From labelled observations, we can derive **unlabelled observations** by removing all the e_i ’s.

Roughly speaking, ER is the problem of reconstructing labelled observations from unlabelled observations.

Definition 3. Given a set of unlabelled observations O sampled from a possible world (W, R, E, D) , **entity resolution** is the problem of constructing a partition of O

$$O = \bigcup_i O_i$$

satisfying the following two properties: (1) for each O_i , there exists an $e \in E$ such that $\{(e, r) \mid r \in O_i\} \subseteq D$; and (2) the number of partitions is minimised.

A trivial way to satisfy the first condition of Definition 3 is to assign each record in O to its own partition. The second condition is needed to make sure records of the same underlying entity are assigned to the same partition. ER as defined above is an underconstrained optimisation problem. For example, there could be multiple ways of partitioning a set of unlabelled observations that all satisfy Definition 3 because of the existence of ambiguous records that refer to multiple entities. We need further assumptions on the structure of possible worlds, in particular the structure of D , to be able to distinguish between possible solutions. The following are some common ways of refining the ER problem, each with its own assumptions on D .

1. **Supervised Learning Methods:** The first class of methods assume that a set of labelled observations is available with which we can apply supervised learning techniques to label a much larger set of unlabelled observations [5, 21]. In particular, these methods assume the joint probability distribution of entities and records $P : E \times R \rightarrow [0, 1]$ induced by the unknown D and the observations’ sampling process have enough structure, in the learning-theoretic sense of [2, 3], to be learnable from finite sample sizes and suitable model classes. Note the probability of learning good models is with respect to a probability distribution on the possible worlds that are consistent with a set of labelled observations.
2. **Distance Based Methods:** The second class of methods work only with unlabelled observations and assume records can be embedded into a metric space,

where records of an entity fall in a compact region [19]. One first finds such a metric space in the form of a suitable distance function that incorporates domain knowledge on what constitutes records that likely belong to the same entity. Records are then clustered, either exactly through a nearest-neighbour algorithm or approximately using blocking or clustering techniques [6], and then labelled based on some linkage rule. This is by far the most common approach to ER and has a long history going back nearly fifty years [12]. Distance based methods are sometimes used in conjunction with supervised learning algorithms to determine the linkage rule or clustering thresholds [5].

We consider in this paper a family of signature-based methods, where we assume each entity has distinctive signatures that can be detected from a set of unlabelled observations (sampled from a possible world) and that the signatures so-detected can be used to link records of the same entities. Compared to the other two types of methods described above, signature-based methods make a number of alternative assumptions on the structure of possible worlds which we now describe.

A sufficient condition for a record to be a signature is it belongs to one and only one entity in a possible world. However, the condition is not a necessary one because a signature of an entity e does not have to be a record of e , but merely one computationally derivable from a record belonging to e . We now formalise the idea.

Definition 4. Given a possible world (W, R, E, D) and a computable relation $T : R \times R$, record s is a **signature** of an entity e subject to T iff

1. $\exists r \in R$ such that $(s, r) \in T$ and $(e, r) \in D$; and
2. $\forall f \in E, \forall r \in R$, if $(f, r) \in D$ and $(s, r) \in T$, then $e = f$.

One way to understand Definition 4 is that T defines a computable transform of a record s into all its variants $\{r \mid (s, r) \in T\}$, and s is a signature of e if all its variants obtained via T contain and only contain records belonging to e . A signature provides sufficient condition to link two records.

Proposition 1. Let P be a possible world, T a relation, and s a signature of an entity subject to T . Two unlabelled observations r, t sampled from P belong to the same entity if $(s, r) \in T$ and $(s, t) \in T$.

PROOF. By Definition 2, there exists entities $e_r, e_t \in E$ such that $(e_r, r) \in D$ and $(e_t, t) \in D$. By Definition 4 part 2, we can infer $e_r = e$ from $(s, r) \in T$ and $(e_r, r) \in D$, and $e_t = e$ from $(s, t) \in T$ and $(e_t, t) \in D$. \square

To familiarise readers with our formulation, we now describe some tradition ER algorithms with our concepts.

Example 1. Rule-based ER: link two records if they share patterns predefined by some regular expressions, i.e., link r and s if $\text{regex}(r) = \text{regex}(s)$:

$$T = \{(s, r) \mid \text{regex}(s) = \text{regex}(r)\}$$

Example 2. Distance-based ER: link two records if their distance is below a threshold τ according to a selected/learned distance function d [5]:

$$T = \{(s, r) \mid d(s, r) < \tau\}$$

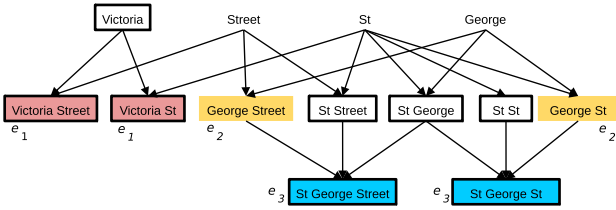


Figure 1: A possible world of addresses of three entities (e_1, e_2, e_3) and their signatures as described in Example 3, where records of different entities are shown in different colours, and thick outlines show records/subrecords which are signatures subject to the subrecord relation.

A common design in traditional ER algorithms is to find a relation T which contains all pairs of records s and r referring to the same entities. Two records s and r are then linked using the fact $(s, s) \in T$, $(s, r) \in T$ and Proposition 1. The concept of signature is not explicitly used in this design because every unambiguous record in a dataset will then be a signature. The challenge is all about finding the relation T .

In this paper, we follow a different strategy. Instead of searching for an unknown relation T , we start with one (or more) known relation T and then search for records which are signatures subject to this known T

A trivial example is when T is defined by equality: $T = \{(s, r) \mid s = r\}$. Signatures subject to equality are those records that belong to one and only one entity. These signatures are not particularly interesting, as they can only be used to find exact duplicate records in a database.

Consider now the more powerful T defined by the *subrecord* relation. Given a record r , we say s is a subrecord of r , denoted $s \preceq r$, if s is a subsequence of r , i.e. s can be derived from r by deleting some words without changing the order of the remaining words. Equivalently, we sometimes say r is a superrecord of s to mean $s \preceq r$.

Example 3. Define $T = \{(s, r) \mid s \preceq r\}$. Suppose we have the possible world shown in Figure 1, in which

- $W = \{\text{Victoria, Street, St, George}\}$
- $E = \{e_1, e_2, e_3\}$
- $D = \{(e_1, \text{“Victoria Street”}), (e_1, \text{“Victoria St”}), (e_2, \text{“George Street”}), (e_2, \text{“George St”}), (e_3, \text{“St George Street”}), (e_3, \text{“St George St”})\}$.

Figure 1 shows the six records in D as well as their subrecords. Records of different entities are shown in different colours. We add thick outlines to records/subrecords which are signatures subject to the subrecord relation. For example, the word *Victoria* is a signature because all records in D containing *Victoria* as a subrecord belong to the same entity e_1 . We can therefore link these records during ER despite their inconsistency. In contrast, *Street* is not a signature because it has three superrecords in D that belong to three distinct entities. Since a record is a subrecord of itself, some of the records appearing in D are signatures as well. A special case is entity e_2 , which does not have any signature subject to the subrecord relation because all its

records, *George Street* and *George St*, are subrecords of another entity’s records as well. Therefore all their subrecords are shared by at least two entities. However, entities like this, whose records are all subrecords of other entities, are rare in practice, especially when multiple attributes are considered.

From the example above, we can also see the following distinction between our method and traditional ER methods. By explicitly introducing the concept of signatures, we no longer deal with pairwise linkage between records in O , but the linkage between records in O and signatures. This distinction is graphically described by Figure 2, where records are variants of the same address. Although both graphs de-

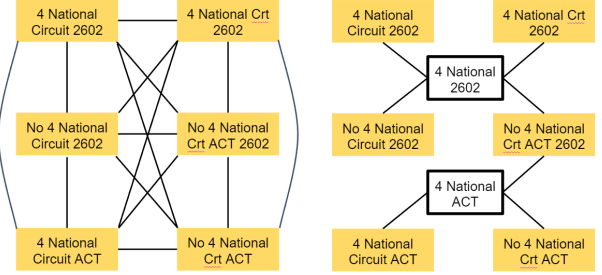


Figure 2: Left: linkage to be established by traditional ER methods; right: linkage to be established by the proposed method.

scribes the same linkage solution, the one used by our method contains less links due to the usage of signatures. This distinction partly explains why the proposed method is more efficient.

Definition 5. Given a set O of unlabelled observations, we define \sqsubseteq to be the restriction of \preceq to only terms that are subrecords of observations in O .

$$\sqsubseteq = \{(s, r) \mid \exists o \in O. (s \preceq r \wedge r \preceq o)\}$$

Definition 6. Given a set O of unlabelled observations, we call a signature subject to \sqsubseteq a \sqsubseteq -signature.

Proposition 2. Given a set O of unlabelled observations, if s is a \sqsubseteq -signature of an entity e and $s \sqsubseteq r$, then r is also a \sqsubseteq -signature of e .

PROOF. Part 1 of Definition 4: Since $s \sqsubseteq r$, there exists $o \in O$ such that $s \preceq r$ and $r \preceq o$. We have $s \sqsubseteq o$ since \preceq is transitive and $o \in O$. To show $(e, o) \in D$, observe that $o \in O$ implies there exists f such that $(f, o) \in D$. Since s is a \sqsubseteq -signature of e and $s \sqsubseteq r$, we have $e = f$.

Part 2 of Definition 4: Consider any t and f such that $r \sqsubseteq t$ and $(f, t) \in D$. We have $s \sqsubseteq t$ since \sqsubseteq is transitive and $s \sqsubseteq r$. Since s is a \sqsubseteq -signature of e , we have $f = e$. \square

In practical applications of ER, \sqsubseteq -signatures are common. For example, in a database where entities have unique identifiers such as passport numbers, driver’s licenses or tax file numbers, each unique ID is a signature of its entity. (Recall that the subrecord relation captures the equality relation as a subset.) Even in the absence of such unique IDs, countries like Australia have identity verification systems like the 100 point check [1] that allows a combination of possibly non-unique attributes to be used as a person’s signature.

Given a set of unlabelled observations sampled from an unknown possible world, in the following section we provide an algorithm that can resolve, with high probability, those entities that have (one or more) \sqsubseteq -signatures. In the rest of this paper, signatures always refer to \sqsubseteq -signature unless otherwise indicated.

4. IDENTIFICATION OF SIGNATURES

Our general strategy for ER is to *probabilistically* identify signatures from unlabelled observations and then transitively link records via the identified signatures.

Given a set of unlabelled observations O , our first step is to remove all exact duplicate records to arrive at a deduplicated set of records. In a deduplicated dataset containing n records, a subrecord recurs m times if m out of the n records are its superrecord. By definition, a signature is unique to an entity. Further, a signature may not appear in every record of the entity to which it belongs. A non-signature, in contrast, can appear in many distinct records of many distinct entities. Thus as more and more records of are added to a dataset, after deduplication, the recurrence frequency of a signature is upper bounded by the number of distinct records of its entity. The recurrence frequency of a non-signature, however, may keep on growing. This is intuitively clear from Figure 1, where the recurrence frequencies of non-signature records like *Street* and *St* increases much more quickly, upper-bounded only by the size of the database, as more street names are added into the database. This difference in recurrence frequency between signatures and non-signatures is the major clue behind our technique to (probablistically) separate them.

Empirically, setting the probability of a subrecord being a signature to go down as its recurrence goes up using a Poisson distribution with a low mean or a power-law distribution appears sufficient. In the following, we attempt to derive such a distribution from first principles, which at least provide an understanding of the inherent assumptions we are making in using such a distribution.

4.1 Probability of Observing a Signature

We assume the probability of two randomly sampled s and r satisfying $s \sqsubseteq r$ follows a Bernoulli distribution:

$$P(s \sqsubseteq r) = p \quad (1)$$

where $0 \leq p \leq 1$. Given a deduplicated set of records of size n , the probability for a random subrecord s to recur k times therefore follows a Binomial distribution

$$P(k) = \binom{n}{k} p^k (1-p)^{n-k}. \quad (2)$$

In a deduplicated dataset, the number of records np sharing a common subrecord is expected to be small relative to the total number of records, $np \ll n$, especially when the total number of records, n , is large. The Binomial distribution above can therefore be approximated by a Poisson distribution

$$P(k) \approx e^{-np} \frac{(np)^k}{k!} \quad (3)$$

where np is the expected recurrence frequency of a subrecord. Therefore, the recurrence of a subrecord, signature or not, follows Poisson distributions. The difference between

signatures and non-signatures is with the average recurrence frequency.

Denote the set of signatures with S . Let λ and μ be the expected recurrence frequency of a signature and a non-signature, respectively. The probability of observing a signature or a non-signature k times is therefore

$$P(k | r \in S) = e^{-\lambda} \frac{\lambda^k}{k!} \quad \text{and} \quad P(k | r \notin S) = e^{-\mu} \frac{\mu^k}{k!}. \quad (4)$$

By Bayes rule, when we observe a subrecord k times in a dataset, the probability for this subrecord to be a signature is given by

$$P(r \in S | k) = \frac{P(k | r \in S)P(r \in S)}{P(k)}, \quad (5)$$

where

$$P(k) = P(k \wedge r \in S) + P(k \wedge r \notin S) \quad (6)$$

$$= P(k | r \in S)P(r \in S) + P(k | r \notin S)P(r \notin S). \quad (7)$$

We also assume $P(r \in S)$ follows a Bernoulli distribution with parameter c :

$$P(r \in S) = c. \quad (8)$$

Substituting these into Eq. (5), we have

$$P(r \in S | k) \quad (9)$$

$$= \frac{P(k | r \in S)P(r \in S)}{P(k | r \in S)P(r \in S) + P(k | r \notin S)P(r \notin S)} \quad (10)$$

$$= \frac{1}{1 + \frac{P(k | r \notin S)(1 - P(r \in S))}{P(k | r \in S)P(r \in S)}} \quad (11)$$

$$= \frac{1}{1 + e^{\lambda - \mu} \left(\frac{\mu}{\lambda}\right)^k \frac{1-c}{c}} \quad (12)$$

Letting $a = \frac{\mu}{\lambda}$ and $b = e^{\lambda - \mu} \frac{1-c}{c}$, we can state the result as

$$P(r \in S | k) = \frac{1}{1 + a^k b}. \quad (13)$$

In practice, since there are more distinct signatures than non-signatures, i.e. $c > 1 - c$, and a non-signature appears more frequently than a signature, i.e. $\mu > \lambda$, we usually have $b < 1 < a$. We can understand the parameters of $P(r \in S | k)$ by noting that a controls how fast $P(r \in S | k)$ decays as k increases, and b controls the maximum of $P(r \in S | k)$, as shown in Figure 3.

4.2 Record Linkage via Common Signatures

So far we have worked out how to compute the probability for a single record to be a signature given its recurrence. In practice, computing the common subrecords between every pair of records, checking the recurrence of these subrecords in the database, and then computing the signature probabilities is prohibitively expensive.

We now show how these probabilities can be approximated efficiently in a large database. The main idea is to precompute a set of subrecords – call them *candidate signatures* – from each record in the database, as well as the probability for each of these subrecords to be a signature. Given two records r_i and r_j , we approximate the probability for them to share a signature with the probability of at least one candidate signature shared by both records being a signature. This approximation can be accelerated by inverted indices.

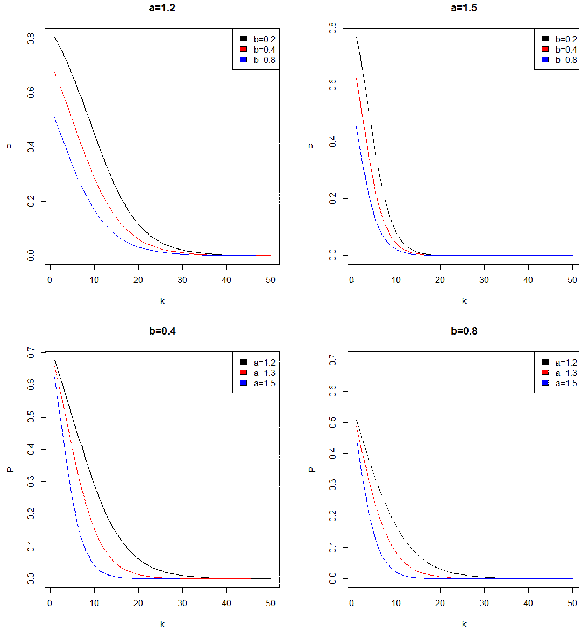


Figure 3: Plot of Eq. (13) by fixing either a or b and changing the other

More specifically, let $I = \{(s, R_s, p_s)\}$ denote the inverted index of a database, where each s denotes a subrecord, R_s denotes the set of records that contain s as a subrecord, and $p_s = P(s \in S \mid k = |R_s|)$ is the probability of s being a signature. Computing linkage probabilities consists of the following steps:

1. **Generation:** From each $(s, R_s, p_s) \in I$, generate all tuples of the form of (r_i, r_j, s, p_s) such that $r_i, r_j \in R_s$.
2. **Elimination:** From all tuples (r_i, r_j, s, p_s) containing the same r_i and r_j , we eliminate those tuples whose s appears as a subrecord in another tuple. Following Proposition 2, this is because if a subrecord is a signature, then all its superrecords must be signatures. We therefore only need to assess the superrecords.
3. **Product:** We assume the probability for two subrecords being signatures to be independent if they are not a subrecord of each other. The probability of r_i and r_j sharing a signature can then be computed as $1 - \prod_s (1 - p_s)$ over all s in the remaining tuples (r_i, r_j, s, p_s) for the record pair r_i and r_j .

We can further improve the efficiency by setting a probability threshold during generation. That is, we only generate tuples (r_i, r_j, s, p_s) whose $p_s > \rho$. In other words, when generating tuples we only consider subrecords whose probability of being a signature exceeds the threshold ρ . This filtering allows us to remove a large number of subrecords with low probability of being signatures at an early stage.

The Elimination step above can be skipped, if the pre-computed subrecords from each raw record by design do not contain each other as subrecords.

After obtaining the probability for a pair of records to share a signature, we can place the two in a block if this probability exceeds the threshold τ . Note that, blocks built

this way contain two and only two records each. One can then employ any similarity function, such as Jaccard similarity, edit distances like Levenhstein and Jaro, or some other domain-specific functions [5], to decide whether to link them at all. When the parameter a , b , and τ are carefully tuned using training data, one can simply link all pairs of records sharing a probability higher than threshold τ .

5. CONNECTED COMPONENTS: A SCALABLE IN-DATABASE ALGORITHM

The previous section describes how pairs of records can be linked via probabilistic identification of common signatures. In this section, we present a scalable algorithm to assign a consistent label (entity identifier) to records which are linked either directly or indirectly. The problem is equivalent to the problem of finding connected components in a general graph [9], except that the graph in our case is too large to allow random access. In the following, we propose a connected-component labelling algorithm that works on large graphs stored in a distributed, parallel database.

Without loss of generality, we will label each connected component with the smallest node (record) identifier of the component. Our algorithm contains two iterative steps. We first transform the input graph into equivalent trees (a forest) such that nodes on each connected component are in the same tree, and that the identifier of a descendant is always larger than that of its ancestors. We then transform the forest into an equivalent forest in which the height of all the trees is one. Upon convergence, all nodes in the same connected component will be connected directly to the root node, which can then be used as the consistent identifier for all entities in the tree.

Figure 4 shows an example. The input is a set of node-pairs (e_1, e_2) , (e_1, e_4) , (e_2, e_3) , (e_2, e_4) , (e_2, e_5) , and (e_3, e_5) . Without losing generality, we always use the smaller entity identifier as the first element in each pair. We know this is not yet a forest because some nodes, such as nodes e_4 and e_5 , have more than one parents. When a node has more than one parents, namely when the node-pairs contain patterns like (e_1, e_j) , (e_2, e_j) , \dots , and (e_i, e_j) , we do the following replacement:

$$(e_1, e_j), (e_2, e_j), \dots, (e_i, e_j) \Rightarrow (e^*, e_j), (e^*, e_1), (e^*, e_2), \dots, (e^*, e_i) \quad (14)$$

where

$$e^* = \min(e_1, e_2, \dots, e_i) \quad (15)$$

This is a grouping operation per node e_j that can be implemented efficiently in a parallel database. During the replacement we drop duplicated edges and self-loops (an edge connecting a node to the node itself).

Through such a replacement, we guarantee that

1. the connections between $e_1, e_2, \dots, e_i, e_j$ are preserved; and
2. e_j ends up with a single parent.

The newly added node pairs may introduce new parents to existing nodes in the graph. We therefore apply the replacement step (Eq. (14)) recursively until every node has a single parent. Convergence is guaranteed because the sum of node identifiers in the list is non-negative and each replacement

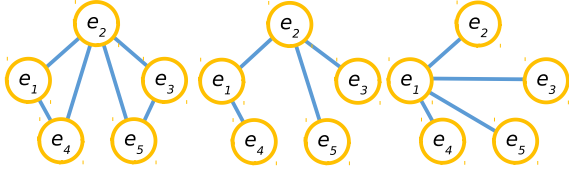


Figure 4: Left: input graph; middle: transformed to trees; right: reduce tree height to one.

always reduce this sum by a positive integer. Upon convergence of the first replacement step, we obtain the second graph in Figure 4 which is a forest with node-pairs (e_1, e_2) , (e_1, e_4) , (e_2, e_3) , and (e_2, e_5) .

A tree’s height is larger than one if its node-pairs contain patterns like (e_i, e_j) and (e_j, e_k) , namely a node exists as a parent and a child at the same time. For a tree whose height is larger than one, we iteratively do the following replacement

$$(e_i, e_j), (e_j, e_k) \Rightarrow (e_i, e_j), (e_i, e_k) \quad (16)$$

until the height of all trees become one. This is a join operation that can be implemented efficiently in a parallel database. If we denote by h the height of the highest tree in the forest, then the above converges in $\log_2(h)$ rounds.

6. THE P-SIGNATURE ALGORITHM

We are now ready to present our signature-based algorithm for ER, which is given in Algorithm 1. The algorithm requires these inputs:

- $O = \{r\}$, a set of unlabelled observations
- $U = \{s\}$, a set of subrecords selected by users as candidate signatures based on domain knowledge
- ρ and τ , thresholds: we consider a subrecord only if its probability of being a signature exceeds ρ ; and we adopt a link if the probability for two records to share a signature exceeds τ
- v , an optional similarity function,

The first four steps of the algorithm are as described in Section 4.2. In the algorithm, \leftarrow denotes the operation of adding an element to a set and \setminus denotes the operation of removing an element from a set.

In Step 1, $I = \{(s, R_s, p_s)\}$ denotes the inverted index of O with respect to U , where $s \in U$, $R_s \subseteq O$ denotes the set of records all containing s as a subrecord, and each $p_s = P(s \in S \mid k = |R_s|)$ is the probability of s being a signature given that s appears in $|R_s|$ different records in the database (see Eq. (13)). In Step 2, the condition $r_i < r_j$ is there to ensure we don’t generate symmetric entries. Step 3 can be done because of Proposition 2. Step 4 selects the final pairwise linkages based on the potential linkages computed earlier. The first three steps can be thought of as the blocking/indexing step in a standard ER framework, and Step 4 can be thought of as the record-comparison step. At the end of Step 4, $L = \{(r_i, r_j)\}$ holds all the detected links between records in O . In Step 5, c denotes the connected components algorithm described in Section 5.

Algorithm 1 Signature-based Entity Resolution

Require: $O = \{r\}$, $U = \{s\}$, ρ , τ , v

1: Build inverted index:

$$I \leftarrow (s, R_s, p_s), \forall s \in U, R_s \subseteq O, p_s > \rho$$

2: Generate potential linkages:

$$K \leftarrow (r_i, r_j, s, p_s), \forall (s, R_s, p_s) \in I, r_i, r_j \in R_s, r_i < r_j$$

3: Eliminate redundant linkages:

$$K = K \setminus (r_i, r_j, s, p_s), \forall r_i, r_j, s, p_s$$

if $(r_i, r_j, \hat{s}, p_s) \in K$ and s is a subrecord of \hat{s} .

4: Finalise pairwise linkages:

$$L \leftarrow (r_i, r_j)$$

for all r_i and r_j such that

$$1 - \prod_{(r_i, r_j, s, p_s) \in K} (1 - p_s) > \tau$$

and $v(r_i, r_j) = \text{true}$

5: **return** $c(L)$.

Choice of Candidate Signatures

By default, our algorithm requires a user to specify a set of candidate signatures. The selection of candidate signatures should be based on prior knowledge about a database and differs from case to case. Also, the choice of candidate signatures has a direct impact on both the accuracy and computational complexity of the algorithm. Here we give some general guidelines on setting this parameter.

1. A candidate signature should be short so that it has a good chance of recurring in multiple records.
2. A candidate signature should be distinctive enough so that it has a good chance to be a signature.
3. All (unambiguous) records should have at least one non-empty signature.

The three guidelines can pull us in opposite directions. As can be seen in Section 7, we usually want to extract small subrecords from key attributes in a record as candidate signatures, but these subrecords may not be sufficiently distinctive on their own. An effective way to improve the distinctive power of such short candidate signatures is to concatenate subrecords from multiple attributes, such as using *name+address*, *name+phone number*, and so on.

To the extent possible, we want to make sure each record in the dataset has at least one signature by making sure at least one candidate signature with probability higher than ρ can be extracted from each record. This is not always possible when there exist inherently ambiguous records like (John, Sydney NSW) that cannot be adequately resolved no matter what. But there are plenty of interesting cases in the spectrum of distinctiveness that we would need to

handle. Examples of difficult cases include names like John James Duncan (all common first names), names from certain ethnicity like Arabic and Vietnamese names, and addresses in certain countries like India. In such situations, we should take longer candidate signatures into consideration.

When prior knowledge is not available or inadequate, we can generate candidate signatures randomly. Because of our probabilistic formulation, randomly generated subrecords are unlikely to cause false links but to fully link all relevant records, we may need to generate a large number of candidate signatures. In such cases, we may resort to the use of grammars [22, 8] to concisely define a search space of candidate signatures that can be enumerated in a systematic and exhaustive way for testing.

Post-Verification Rules

Another important but optional parameter in Algorithm 1 is v , the post-verification rules. It is largely an optional parameter when training data is available to tune the other parameters. But when training data is not available, v is a mechanism for the user to supply additional domain knowledge to improve ER accuracy. The post-verification rules can be as simple as a suitably thresholded distance function like Jaccard or Jaro-Winkler. However, it is more commonly used to resolve prickly and context-dependent cases like family members that live in the same address, a person and his company (e.g. John Smith and John Smith Pty Ltd), and distinct franchisees that use a common bank account.

Computational Complexity and Implementation

The computational complexity of Algorithm 1 is dominated by the first two steps, which has time and space complexity $O(m)$, where m is the number of distinct candidate signatures extracted. Most natural choices of candidate signatures leads to $m \sim O(n)$, where n is the size of the (deduplicated) dataset. The scalability of the algorithm is studied empirically in Section 7.

We have two implementations of the algorithm, one in SQL running on Greenplum, and one in Scala running on Spark. The SQL code is similar in structure to that in [33] and involves only joins (all efficiently executable using hash-join [32]) and straightforward group-by operations. The Spark version has less than 100 lines of code and is the one we use in a production system. Both the parallelised SQL and Spark code are undergoing due diligence to made open-source and available on Github.

7. EXPERIMENTAL EVALUATION

We use six different entity resolution problems to empirically evaluate the proposed algorithm. The entities in these six problems range from academic publications, commercial products, to individuals and organisations. The data sets range from thousands, millions, to billions of records in size. There is also a large diversity of data quality issues, including incompleteness, incompatible formats, errors, and temporal inconsistency. We use these data sets to benchmark the accuracy as well as scalability of our proposed algorithm. All the experiments are done using the open-source Greenplum Database running on 8 servers (1 master + 7 slaves), each with 20 cores, 320 GB, and 4.5 TB usable RAID10 space. The results are summarised in Table 1.

7.1 Entity Resolution Quality

In the first experiment, we apply our algorithm to the four publicly available data sets evaluated in [21] where ground truth is available: (1) DBLP-ACM, (2) DBLP-Google Scholar, (3) Apt-Buy, and (4) Amazon-Google-Products. The entities in the first two data sets are academic publications, and each record contains title, authors, venue, and year of publication. The entities in the third and fourth data sets are consumer products, and each record contains name, description, manufacturer, and price.

For academia publications, we use the following two types of subrecords as candidate signatures:

1. three consecutive words in title, and
2. two consecutive words in title, plus two random words in authors.

For commercial products, we use the following three types of candidate signatures:

1. one word from name,
2. two consecutive words from name, and
3. three consecutive words from name.

Following previous evaluation work [21], we run our algorithm multiple times with varying parameters and then pick the best-performing model. We use F-measure to quantify the performance, which is defined as the harmonic mean of precision and recall [5]. We note that the legitimacy of using F-measure to evaluate ER algorithms is questioned in a recent paper [13]. However, we use the F-measure here because it allows direct comparisons with the earlier evaluation presented in [21] (which does not include precision and recall results).

The result of our method and five other algorithms, three of which are supervised machine learning based classification algorithms, are presented in Table 2. The performance of the other algorithms is taken from [21]. The top performer for each data set is highlighted in bold. Our proposed method turns out to achieve state-of-the-art results on all four data sets (tied for first in one case). Although the winning margin may not always be statistically significant, the consistent good performance across the four diverse data sets is noteworthy, however.

Note also that the performance of our method is achieved by fixed subrecord types as described above. It is possible to further improve the current performance with other types of subrecords that are customised for each dataset.

7.2 Entity Resolution Scalability

To test the scalability of our method, we use it to link records across two snapshots of the North Carolina Voter Registration (NCVR) database (<http://dl.ncsbe.gov/>). We used a snapshot from October 2014 and linked it with a snapshot from October 2017. We used the following information of each voter for the linkage:

- full name (first, middle, and last name),
- residential address (street, city, zipcode and state),
- mail address (street, city, zipcode and state),
- phone number,
- birth state, and
- birth age

Table 1: A summary of the results of applying the proposed algorithm on benchmark data sets.

	DBLP	Scholar	DBLP	ACM	Abt	Buy	Amazon	Google	NCVR-2014	NCVR-2017
Records	2,616	64,263	2,616	2,294	1,081	1,092	1,363	3,226	5,616,368	7,861,249
Subrecords	547,722	6,052,597	742,952	558,731	24,348	25,179	21,037	77,787	131,218,277	162,115,747
Ground truth	5,347		2,224		1,097		1,300		5,015,915	
Precision	91.0%		97.7%		87.9%		60.2%		96.3%	
Recall	89.5%		97.4%		60.4%		66.1%		89.5%	
F-measure	90.2%		97.6%		71.6%		63.0%		92.8%	
Time	10 sec		6 sec		6 sec		10 sec		307 sec	

Table 2: F-measure of our proposed method (\sqsubseteq -signature) as well as five existing methods on four benchmark data sets, as reported by [21]. The top performer of each data set is presented in bold font.

	COZY	FEBRL FellegiSunter	FEBRL SVM	MARLIN ADTree	MARLIN SVM	\sqsubseteq -Signature
DBLP-Scholar	82.9	81.9	87.6	82.9	89.4	90.2
DBLP-ACM	93.8	96.2	97.6	96.4	97.4	97.6
Abt-Buy	65.8	36.7	71.3	54.8	70.8	71.6
Amazon-Google	62.2	53.8	60.1	50.5	59.9	63.0

Note that there is a temporal aspect to this particular ER problem, in that each attribute above for the same voter may change over the three years, except birth state and birth age (with age being increased by three from 2014 to 2017). Among the 5,015,915 voters who appear in both data sets, the percentage of voters who changed their name, residential address, mail address, or phone number are 5%, 33%, 33%, and 48%, respectively. Moreover, 3% of the voters changed their birth state, and 6% of the voters have inconsistent age (not differing by 3 years) in the two data sets. Each voter also has an identifier (NCID), which is used to generate the ground truth for ER.

We used the following subrecords as candidate signatures:

- two random words from name, two consecutive words from residential address,
- two random words from name, two consecutive words from mail address,
- two random words from name, last six digits from phone number, and
- full name, birth state, birth age,

where birth age from NCVR-2014 is incremented by 3 to align with that in NCVR-2017.

As Table 1 shows, while the size of the NCVR data set is about 1,000 times larger than the other benchmark datasets, the total time used for ER only increased 30 to 50 times.

No previous ER work has been applied to the same NCVR dataset at the scale we have done, which makes comparison difficult. A relevant previous work is [17], which randomly sampled subsets of size 5,000, 10,000, 50,000, and 100,000 from the NCVR dataset to implement temporal ER. As [17] shows, the performance of the considered algorithms monotonically declines as the size of the sampled data set increases. The top performer on the largest subset, which contains 100,000 records, achieved an F-measure of 92% per [17]. Our method is applied to the complete datasets between two time points and achieved comparable accuracy.

7.3 Large Scale Transitive ER

So far we only considered the scenarios where ER is between two different data sets in a pairwise manner. Now we consider ER within a single data set. The considered data

set is maintained by an Australian Government agency, containing over 690 million reports submitted by over 10,000 organisations over 10 years. More than 3.9 billion individuals and organisations appear in these reports. Our aim is to identify records by the same individuals and organisations and link them together.

When an entity appears in a report, some or all of the following information may be provided: name, proof of ID (such as driver’s license or passport), address, date of birth, company number, telephone number, email, bank account number. The format of each type of information differs from report to report. In most reports, one or more attributes are not available. Since we have no ground truth for this data set, we report only the scalability of our proposed algorithm.

After removing exact duplicate records, the number of distinct records was reduced to around 300 millions. To handle the poor data quality, we generated 13 types candidate signatures from each record. In particular, the first 7 types of candidate signatures contain two random words from name followed by any of the following

1. two consecutive address words,
2. last six digits of ID number,
3. date of birth,
4. last six digits of company number,
5. last six digits of telephone, number,
6. email,
7. last six digits of account number.

The other 6 types of candidate signatures contain two consecutive address words followed by either of item 2-7 above.

Some statistics of our proposed method on this large data set is given in Table 3. As can be seen, resolving over 3.9 billion records with the proposed method takes around three and a half hours. Compared to resolving 12 million records in the NCVR data sets in 307 seconds, our algorithm scales in sublinear time.

8. DISCUSSION

As discussed in Section 2, the distinguishing feature of our ER algorithm is a data-driven blocking-by-signature technique that achieves high precision at the price of possible low

Table 3: Applying the proposed algorithm to resolve nearly 4 billion records: size of each intermediate output and the time taken

	Size	Time
Records	3,989,630,008	
Distinct records	268,657,406	1,585 sec
Candidate signatures	4,084,438,114	626 sec
Pairwise links	1,002,675,163	6,839 sec
Verified links	623,498,453	3,083 sec
Connected components	148,163,665	496 sec
Overall		12,629 sec

recall, which is compensated by allowing records to belong to multiple blocks and performing connected components to link records *across* blocks. We now compare and relate this algorithmic strategy to a few representative ER approaches.

Standardisation and Cleansing

Traditional ER based on data standardisation and cleansing can be explained in the framework described in Section 3. The canonical form of each record obtained from standardisation and cleansing is a type of signature. Whereas the transform from a record to signatures is the generation of subrecords in our algorithm, in traditional methods the transform is context- and data-dependent and usually implemented using complicated business rules (that become hard to maintain overtime). The main benefit of using such standardisation and cleansing transforms is that the derived canonical form is almost guaranteed to be a signature.

In our method, by contrast, a derived subrecord is only a signature with a certain probability. To compensate, we generate many subrecords for each database record (as for example can be seen in Table 3, over 4 billion subrecords from less than 300 million distinct records). An important benefit of generating many subrecords or signatures is that two records will be linked if any of these signatures are shared. Traditional methods, by contrast, produce only one signature from each record, and this signature/canonical form for two records of the same entity may be quite different. This issue is then (partially) addressed by allowing the signatures to be matched in a non-exact way using similarity measures that capture different match criteria.

To summarise, our method generates low-cost signatures and match signatures exactly. We put uncertainty in whether a generated subrecord is a signature and mitigate the risk with a number of candidate signatures. Traditional ER methods that rely on data-standardisation generate high-cost signatures and match signatures approximately. They put uncertainty in whether two signatures match or not.

MinHash and Locality-Sensitive Hashing

MinHash and LSH methods [4] is one of the most popular approaches for large-scale ER. We now point out the connection and distinction between \sqsubseteq -signatures and the signatures generated by MinHash:

1. Two records have an identical MinHash band (an array of MinHash values) if they both contain some words, and not contain some other words, at the same time. In our design, two records have an identical candidate \sqsubseteq -signature, as long as they both contain some

words. MinHash signatures therefore better fit scenarios where global consistency between two records matters, such as Jaccard similarity over large documents [5]. Our \sqsubseteq -signatures better fits scenarios where partial similarity matters, for example where records of the same entity can contain significant inconsistency.

2. Both method generate multiple signatures from each record. Each MinHash band and candidate signature only captures partial (but important) information in the original records. Therefore both methods allow inconsistent records to be linked together.
3. To achieve good balance between accuracy and efficiency, one can vary the length of signatures and the length of each band in MinHash. As shown in [30], finding suitable values of these two parameters that lead to high quality ER results is context and data-dependent and requires ground truth data to tune. In our method, the choice of candidate signatures and probability thresholds are parameters that can be similarly tuned to achieve the same balance.
4. Record linkage is probabilistic in both cases. MinHash has a probabilistic explanation with respect to the Jaccard similarity between two records [4]. Our method has a probabilistic explanation with respect to the co-occurrence of probable signatures in two records.

Optimal Blocking

Our blocking approach is also related to the blocking framework described in [28]. In particular, our method can be perceived as providing an approximate way to construct ideal blocks. The blocks generated by our method always contains only two records, and the number of blocks a record may appear in is also upper-bounded. These criteria correspond to the optimal Comparison Cardinality (CC) as discussed by Papadakis et al. [27]. Papadakis et al argue the optimal value for CC equals 2, which is when every block contains exactly two records, and each record appears in one and only one block. However, high CC is only a necessary but not sufficient condition for high-quality blocking. In practice, the higher CC is, the higher the risk is of missing a true match. In our algorithm, blocks always contain only two records, but a record can belong to multiple blocks to minimise the risk of missing matches.

Limitation of P-Signature

For efficiency, we choose not to compute all the common subrecords between a pair of records, but to approximate them with a set of precomputed subrecords, typically of limited length. When the precomputed subrecords of a record are all non-distinctive, we will not be able to link this record distinctively to other records of the same entity. To improve the situation, one may consider more diversified and longer candidate signatures at the price of lower efficiency. Besides, the granularity of our token set W also affects how robust our signatures are against inconsistency. Currently words are the finest granularity of our algorithm. That means, we will not be able to link a record if it contains typos in every word. To tackle this challenge, we need to define our vocabulary on n-grams or even characters. Yet in return, the distinctiveness of each candidate-signature will be weaker. The challenge is, following its current design, P-Signature

can hardly link Smith with Smithh, but not link Julie with Juliet at the same time. We expect to improve this by using more advanced machine learning technique during the generation of candidate signatures.

9. CONCLUSION

We have presented and evaluated in this paper a novel Entity Resolution algorithm that

- introduces a data-driven blocking and record-linkage technique based on the probabilistic identification of \sqsubseteq -signatures in data;
- incorporates an efficient connected-components algorithm to link records *across* blocks;
- is scalable and robust against data-quality issues.

The simplicity and practicality of the algorithm allows it to be implemented simply on modern parallel databases and deployed easily in large-scale industrial applications, which we have done in the financial intelligence domain.

10. REFERENCES

- [1] Financial Transactions Reports Act (1998).
- [2] M. Anthony and P. L. Bartlett. *Neural Network Learning: Theoretical Foundations*. CUP, 1999.
- [3] P. L. Bartlett and S. Mendelson. Rademacher and Gaussian complexities: risk bounds and structural results. *JMLR*, 3:463–482, 2002.
- [4] A. Broder. On the resemblance and containment of documents. In *IEEE Compression and Complexity of Sequences*, pages 21–29, Salerno, Italy, 1997.
- [5] P. Christen. *Data Matching: Concepts and Techniques for Record Linkage, Entity Resolution, and Duplicate Detection*. Springer, 2012.
- [6] P. Christen. A survey of indexing techniques for scalable record linkage and deduplication. *TKDE*, 24(9):1537–1555, 2012.
- [7] P. Christen, R. W. Gayler, K.-N. Tran, J. Fisher, and D. Vatsalan. Automatic discovery of abnormal values in large textual databases. *ACM Journal of Data and Information Quality (JDIQ)*, 7(1-2):7, 2016.
- [8] W. W. Cohen. Grammatically biased learning: Learning logic programs using an explicit antecedent description language. *Artificial Intelligence*, 68(2):303–366, 1994.
- [9] T. H. Cormen, C. E. Leiserson, R. L. Rivest, and C. Stein. *Introduction to Algorithms*. The MIT Press, 3rd edition, 2009.
- [10] X. L. Dong and D. Srivastava. *Big Data integration*. Morgan and Claypool Publishers, 2015.
- [11] U. Draisbach, F. Naumann, S. Szott, and O. Wonneberg. Adaptive windows for duplicate detection. In *ICDE*, pages 1073–1083, 2012.
- [12] I. Fellegi and A. Sunter. A theory for record linkage. *Journal of the American Statistical Association*, 64:1183–1210, 1969.
- [13] D. Hand and P. Christen. A note on using the f-measure for evaluating record linkage algorithms. *Statistics and Computing*, Apr 2017.
- [14] K. Harron, H. Goldstein, and C. Dibben. *Methodological developments in data linkage*. John Wiley and Sons, 2015.
- [15] J. M. Hellerstein, C. Ré, F. Schoppmann, D. Z. Wang, E. Fratkin, A. Gorajek, K. S. Ng, C. Welton, X. Feng, K. Li, and A. Kumar. The MADlib analytics library or MAD skills, the SQL. *PVLDB*, 5(12):1700–1711, 2012.
- [16] T. N. Herzog, F. J. Scheuren, and W. E. Winkler. *Data quality and record linkage techniques*. Springer, 2007.
- [17] Y. Hu, Q. Wang, D. Vatsalan, and P. Christen. Improving temporal record linkage using regression classification. In *PAKDD*, Jeju, Korea, 2017.
- [18] P. Indyk and R. Motwani. Approximate nearest neighbors: towards removing the curse of dimensionality. In *ACM TOC*, pages 604–613, 1998.
- [19] L. Jin, C. Li, and S. Mehrotra. Efficient record linkage in large data sets. In *DASFAA*, pages 137–146, 2003.
- [20] H. Kim and D. Lee. HARRA: fast iterative hashed record linkage for large-scale data collections. In *EDBT*, pages 525–536, Lausanne, 2010.
- [21] H. Köpcke, A. Thor, and E. Rahm. Evaluation of entity resolution approaches on real-world match problems. *Proc. VLDB Endow.*, 3(1-2):484–493, 2010.
- [22] J. W. Lloyd. *Logic for Learning: Learning Comprehensible Theories from Structured Data*. Cognitive Technologies. Springer, 2003.
- [23] A. McCallum, K. Nigam, and L. H. Ungar. Efficient clustering of high-dimensional data sets with application to reference matching. In *ACM SIGKDD*, pages 169–178, Boston, 2000.
- [24] A. E. Monge and C. P. Elkan. The field-matching problem: Algorithm and applications. In *ACM SIGKDD*, pages 267–270, Portland, 1996.
- [25] H. Newcombe, J. Kennedy, S. Axford, and A. James. Automatic linkage of vital records. *Science*, 130(3381):954–959, 1959.
- [26] G. Papadakis, G. Alexiou, G. Papastefanatos, and G. Koutrika. Schema-agnostic vs schema-based configurations for blocking methods on homogeneous data. *Proc. VLDB Endow.*, 9(4):312–323, 2015.
- [27] G. Papadakis, E. Ioannou, T. Palpanas, C. Nederee, and W. Nejdl. A blocking framework for entity resolution in highly heterogeneous information spaces. *TKDE*, 25:2665–2682, 2013.
- [28] G. Papadakis, G. Koutrika, T. Palpanas, and W. Nejdl. Meta-blocking: Taking entity resolution to the next level. *TKDE*, 26:1946–1960, 2014.
- [29] G. Papadakis and T. Palpanas. Blocking for big data integration. In *2nd Paris Summit on Big Data*, 2017.
- [30] R. C. Steorts, S. L. Ventura, M. Sadinle, and S. E. Fienberg. A comparison of blocking methods for record linkage. In *PSD*, pages 253–268, 2014.
- [31] M. Zaharia, M. Chowdhury, M. J. Franklin, S. Shenker, and I. Stoica. Spark: Cluster computing with working sets. In *Proc. 2nd USENIX Conference on Hot Topics in Cloud Computing*, pages 10–10, 2010.
- [32] H. Zeller and J. Gray. An adaptive hash join algorithm for multiuser environments. *Proc of VLDB*, pages 186–197, 1990.
- [33] Y. Zhang, T. Churchill, and K. S. Ng. Exploiting

redundancy, recurrence and parallelism: How to link millions of addresses with ten lines of code in ten minutes. In *AusDM*, 2017.