

HACS: Human Action Clips and Segments Dataset for Recognition and Temporal Localization

Hang Zhao*

Massachusetts Institute of Technology

hangzhao@mit.edu

Lorenzo Torresani

Dartmouth College

lt@dartmouth.edu

Zhicheng Yan*

University of Illinois at Urbana-Champaign

zhicheng.yan@live.com

Antonio Torralba

Massachusetts Institute of Technology

torralba@csail.mit.edu

Abstract

This paper presents a new large-scale dataset for recognition and temporal localization of human actions collected from Web videos. We refer to it as **HACS** (**H**uman **A**ction **C**lips and **S**egments). We leverage consensus among visual classifiers to automatically mine candidate short clips from unlabeled videos, which are subsequently validated via manual verification. Annotated clips include both positive examples and hard negatives. The resulting dataset is dubbed **HACS Clips**. Through a separate process we also collect annotations defining action segment boundaries. This resulting dataset is called **HACS Segments**. Overall, **HACS Clips** consists of 1.55M annotated clips sampled from 504K untrimmed videos, and **HACS Segments** contains 139K action segments densely annotated in 50K untrimmed videos spanning 200 action categories. **HACS Clips** contains more labeled examples than any existing video benchmark. This renders our dataset an excellent source for spatiotemporal feature learning, as evidenced by our transfer learning experiments on three different target datasets where **HACS Clips** outperforms Kinetics and Sports1M as a pretraining benchmark, and yields the best published results to date. On **HACS Segments**, we evaluate state-of-the-art methods of action proposal generation and action localization, and highlight the new challenges posed by our dense and fine-grained temporal annotations.

1. Introduction

Recent advances in computer vision [21, 22] have been fueled by the steady growth in the scale of datasets. For image categorization, in the span of just a few years we transitioned from Caltech101 [14], which contained only 9.1K

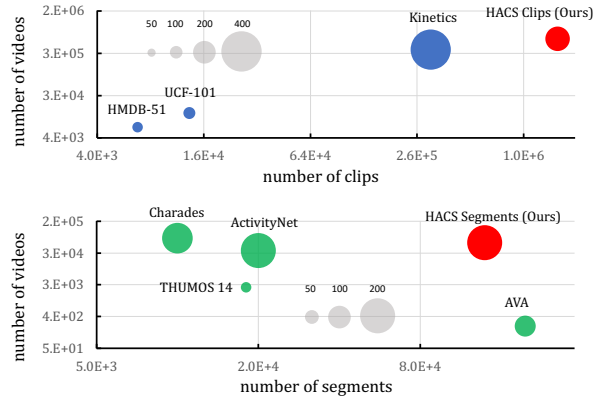


Figure 1. Comparisons of action recognition datasets (**Top**) and action localization datasets (**Bottom**), where ours are marked as red. The size of the markers encodes the number of action classes in logarithmic scale.

examples, to the ImageNet dataset [11], which includes over 1.2M examples. In object detection, we have seen a similar trend in scaling-up dataset sizes. Pascal VOC [12] was first released with 1.6K examples, while the COCO dataset [36] today consists of over 200K images and 500K object instance annotations. Open Images V4 dataset [28] further scales up the datasets to the next level. It currently contains 9M images with image-level label and 1.7M images with 14.6M bounding boxes, and has greatly pushed the advances of research work in those fields [2, 18].

In the video domain, we have witnessed an analogous growth in the scale of action classification datasets. While video benchmarks created a few years ago consists of only a few thousands examples (7K videos in HMDB51 [29], 13K in UCF101 [51], 3.7K in Hollywood2 [38]), more recent action categorization datasets, such as Sports1M [24] or Kinetics [27], include two orders of magnitude more videos.

*HZ and ZY contribute equally to this work.

The dataset webpage: <http://hacs.csail.mit.edu>.

However, for action localization, we have not seen a comparable growth in dataset sizes. THUMOS [23] was created in 2014 and contains 2.7K untrimmed videos with localization annotations over 20 classes. ActivityNet [7] includes 20K videos and 30K annotations, AVA [41] includes 58K clips, and Charade [50] contains 67K temporally localized intervals. We argue that the lack of large-scale action localization datasets is impeding the exploration and design of more sophisticated and deeper models.

Motivated by the needs of large-scale action video dataset, we introduce a new video benchmark, named *Human Action Clips and Segments (HACS)*. It includes two types of manual annotations. The first type is action labels on 1.55M clips of 2-second duration sparsely sampled from 504K videos. We refer to this dataset as *HACS Clips*. It is designed to serve as a benchmark and as a pretraining dataset for action recognition. We use a consensus criterion over the predictions of different visual classifiers to automatically identify clips worthy of annotation. Clips sampled from a large pool of videos according to this criterion capture large variations in action dynamics, context, view-point, lighting and other conditions. We demonstrate that spatiotemporal features learned on HACS Clips generalize well to other datasets.

The second type of annotation involves temporal localization labels on 50K untrimmed videos, where both the temporal boundaries and the action labels of action segments are annotated. We call it *HACS Segments*. It has $1.8\times$ more action segments and segments of shorter duration per video compared with the ActivityNet dataset due to our clear guidelines on how to distinguish action and non-action segments. This poses more challenges in action localization, as localizing short segments requires finer temporal resolution and more discriminative feature representations.

Both types of annotation share the same taxonomy of 200 action classes. We compare HACS with other video datasets in Figure 1. Despite being in its very first version, HACS is already significantly larger than prior benchmarks in this area. In summary, we make the following contributions in this paper.

1. We propose an efficient pipeline to sample video clips towards more positive samples and hard negative samples for further manual verification. The resulting *HACS Clips* dataset has $1.5\times$ more videos and $5\times$ more clip annotations compared with Kinetics.
2. We collect action segment boundaries in 50K videos, based on a series of annotation guidelines that reduce the ambiguity in the action definition and localization. The resulting *HACS Segments* dataset has $2.9\times$ more videos and $4.7\times$ more action segments compared with ActivityNet.
3. On HACS Clips, we benchmark state-of-the-art action recognition models, evaluate the transfer learning for action recognition, and achieve significant gains.
4. On HACS Segments, we evaluate state-of-the-art methods of both action proposal generation and action localization, and highlight the new challenges.

2. Related Work

Action Recognition. In action recognition, HMDB51 [29] and the UCF101 [51] datasets were created to provide benchmarks with higher variety of actions compared to precedent datasets, such as KTH [46]. These benchmarks have enabled design of motion features such as Spatial-Time Interest Point [30], spatial-temporal Histogram of Oriented Gradient and Optical Flow [54, 31] and Fisher vector feature encoding [40]. However, these datasets are not large enough to support modern end-to-end training of deep models. The large-scale Sports1M [25] and Kinetics datasets [27], which are over $20\times$ larger than UCF101, were recently introduced to fill this gap. They enable the training of deep models, such as TSN [56], I3D [8], P3D [42], and R(2+1)D [52], from scratch. However, these benchmarks cannot be used to train action localization models as they do not contain temporal boundary annotation. Collecting annotations on large-scale video datasets is time-consuming [49]. Previous work [37, 32] have shown that Web action images, which are widely available, can be exploited to train action classifiers, but such images cannot be used to learn motion features, which is essential for effective action modeling.

Action Localization. Action localization in untrimmed videos is crucial to understanding Internet videos. Recently, several datasets for have been presented. THUMOS Challenge 2014 [23] includes 2.7K trimmed videos on 20 actions. It was subsequently extended into MultiTHUMOS [58] to have 65 action classes. Other datasets with fine granularity of classes but focused on narrow domains include MPII Cooking [44, 45] and EPIC-Kitchens [10]. Unfortunately models trained on such domain-focused videos may not generalize well to every-day activities. Conversely the Charades dataset [50] was purposefully designed to include more general, daily activities. ActivityNet-v1.3 [7] includes 600 hours of untrimmed videos and 30K temporal action annotations. More recently, the AVA dataset [19] was introduced to provide person-centric spatiotemporal annotations on atomic actions. These datasets have substantially pushed the progress of research on action proposal generation (e.g. CTAP [16], TURN-TAP [17], SST [6], BSN [35]) and action localization (e.g. R-C3D [57], CDC [47], SSN [59], SSAD [34], TAL-Net [9], CMS-RC3D [3], SS-TAD [26]).

Our objective is to introduce an action benchmark of un-

precedented scale. First, it improves the pretraining of deep models to learn spatial-temporal representations by a significantly larger training set of both positive and negative examples. Second, it has more precise boundary annotations, substantially more segments, and shorter segment durations, all of which pose new challenges in action localization.

3. Dataset Collection

3.1. HACS Dataset at a Glance

HACS uses a taxonomy of 200 action classes, which is identical to that of ActivityNet-v1.3 dataset. It has 504K videos retrieved from YouTube. Each one is strictly shorter than 4 minutes, and the average length is 2.6 minutes. A total of 1.55M clips of 2-second duration are sparsely sampled by a method based on consensus of image classifiers. 0.6M and 0.95M clips are annotated as positive and negative samples, respectively. We split them into training, validation and testing sets of size 1.51M, 20K and 20K clips, which are sampled from 492K, 6K and 6K videos, respectively. We refer to this benchmark as *HACS Clips*. Furthermore, on a subset of 50K videos (38K for training, 6k for validation and 6K for testing) we collect manual boundaries defining the start, the end and the action label of every action segment in the video. All videos contain at least one action segment. We refer to this collection as *HACS Segments*.

3.2. Sparse Clip Sampling and Annotation

Densely annotating the start and the end of action segments in the untrimmed video is time-consuming. Therefore, it is prohibitively expensive to collect an action localization dataset as large as action recognition datasets. However, it is more efficient to sparsely sample clips of short duration from a large number of videos, and ask annotators to quickly verify whether the presumed action is truly happening in the clip. A large scale action clip dataset is particularly useful for transfer learning, where we can pre-train the backbone network, and finetune it along with other network components on the downstream tasks.

One challenge in sampling clips is that the frequency of positive action examples is arguably much smaller than that of negative examples. A uniform video and clip sampling method will inevitably end up with a large number of negative examples which are far less useful than positive examples for training video models. Therefore, we develop a pipeline to bias our sampling towards potentially positive action clips and hard negative clips. In Section 4.1 we demonstrate that this sampling strategy contributes to higher model performance under the same annotation budget compared to other baseline strategies. An illustration of our sparse clip annotation pipeline is given in Figure 2.

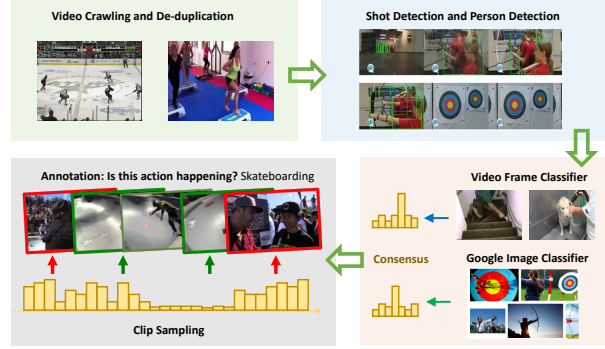


Figure 2. Data pipeline for sparse clip sampling and labeling.

3.2.1 Video Retrieval and De-duplication

We use 200 action labels to query the YouTube video search engine, and retrieve 890K potentially-relevant videos. The number of videos per class ranges from 1100 to 6600. We then perform two types of de-duplications. First, duplicate videos *within* HACS are removed. Second, to support fair assessment on other benchmarks, we remove videos that overlap with samples in the validation or test sets of other datasets, including Kinetics, ActivityNet, UCF-101 and HMDB-51. More details are elaborated in supplement.

3.2.2 Removing Video Clips without Person

As our aim is focused on human actions, we want to exclude clips that do not contain people. To accomplish this, we first run a simple shot detection based on color histogram distance between video frames to segment the video into shots. After that we run a Faster R-CNN [43] person detector on two frames uniformly spaced in each shot, and remove shots with low average person detection score.

3.2.3 Consensus-based Clip Sampling

Some clips contain people but lack the context of ongoing action. Action context may be represented by objects typically involved in the action, common scenes where the action happens, and other visual patterns that frequently co-occur with the action. Our goal is to remove clips without action context by leveraging SoTA image classifiers to identify them and further demote them during clip sampling. Inspired by prior work on exploiting action images for action recognition [37, 32, 20], we propose a clip sampling method based on consensus of two image classifiers trained differently, as discussed in the following paragraphs.

YouTube Frame Model. The first model is trained on frames extracted from the top 500 videos retrieved by YouTube for each action class. Only video frames with person detected are used as positive samples for training. This

gives a total of over 600K frames. We also randomly choose frames with low person-score as background samples.

Google Image Model. The second model is trained on images retrieved from the Google image search engine using the class labels as queries. We collect a total of over 300K images after thresholding on person detection score. We also use 1000 class labels of ImageNet as keywords to retrieve samples of the background class. Although top images retrieved from Google are often true positive, the image distribution may be different from that of video frames, in terms of scene composition, background, and viewpoint.

We leverage consensus between the two image classifiers to steer the sampling towards positive examples. For both classifiers we use a ResNet-50 model trained with softmax classification loss over 201 classes, including 200 action classes and 1 background class. The trained classifiers are applied to the central frame in each video shot to get a 201-D prediction. We average the predictions of the two classifiers to form a “consensus” score. After computing consensus scores for the chosen frames in the video, we perform L1 normalization to obtain a proper sampling distribution. We sample 3 frames per video according to this distribution over the frames of the video. We form a 2-second clip from each sampled frame by including in the clip the 1-second before and the 1-second after the frame. The reason for using a duration of 2 seconds is two-fold. First, human working memory stores the temporal events of a few-seconds duration on average [4], and most action classes in our taxonomy are sufficiently distinct when observed in 2-second clips. This is supported by the high annotation accuracy (over 94%) reported in Section 3.2.4. Second, annotating 2-second clips is highly efficient, as evidenced by the low annotation cost in Section 3.4.

Discussions of Sampling Bias. Our clip sampling method has potentially two downsides. The first is that it yields a sparse labeling of clips, where many clips in the video remain unlabeled. The second is that, since manual labels are sought only for the clips deemed relevant by our method, the labeled dataset is inherently biased rather than a uniform sampling of the data source. In Section 4.3 we demonstrate empirically that the benefits of our approach outweigh these two shortcomings. Specifically, we use fine-tuning performance on 3 target recognition benchmarks to show that models pretrained on HACS Clips achieved substantial gains compared to the same models pretrained on Kinetics or Sports1M. This suggests that despite the inherent bias, HACS Clips enables the learning of more effective and more general models than those obtained from these two competing datasets.

3.2.4 Clip Annotation

We set up annotation tasks to label the sampled clips in an efficient and consistent manner.

Annotation Guideline. Different people may have different understandings of what constitutes a given action. To reduce the ambiguity, we prepare a detailed annotation guideline, which includes both clear action definitions as well as positive/negative examples with clarifications separately for each action. See more detailed guideline in the supplement.

Annotation Tool. Our annotation tool supports display of up to 200 clips in a single page. We present clips sampled from the same video together. This not only reduces annotation inconsistency but also makes the annotation faster. Annotators label clips as positive/negative samples by single-clicking the clip thumbnails. A live demo of clip annotation is provided in supplement.

Annotation Quality. We make several efforts to improve the annotation quality. First, we ensure clips from the same action class are labeled by a single annotator. This removes the inter-annotator noise. Second, before kicking off the annotation, we personally label 10K clips. We view this subset as the *golden set* and we use it to measure the accuracy of all annotators. The golden set clips are mixed with other clips, and presented to annotators for labeling. We compute an annotation accuracy per annotator, by comparing the labels from golden set with those from the annotators. Third, we monitor the accuracy on a daily basis, and give clarifications when an annotator has a low accuracy. By the end of annotation, we ensure all annotators have an accuracy of over 90%. The average accuracy is 94.3%.

3.3. Dense Segment Annotation

HACS Clips alone are not sufficient for training and evaluating action localization methods as they lack temporal boundaries. Therefore, we ask annotators to densely label the start, the end and the action class of all action segments in a subset of 50K videos. A screenshot of our dense segment annotation tool is shown in Figure 4. We prepare clear annotation guidelines on distinguishing foreground action segments, where the action is being performed, and background segments, where both the person and the context (*e.g.* objects, scene) may appear but the action is not present. More importantly, we identify common patterns of the start and end of each action class. This helps annotators to better annotate the action segment boundaries. Examples of dense segment annotations are shown in Figure 3. For instance, for action *Belly Dance*, we consider the part of the video where dancers are being interviewed as background. For action *BMX*, we suggest to mark as background the part of the video where the person is explaining how to ride BMX bikes even though the rider and BMX bikes are visible. For action *Layup drill in basketball*, we clarify that the part of the video where the player stands still or has finished the shooting should be marked as background.

The efficacy of our guidelines can be measured in numbers: compared to ActivityNet, HACS has on average $1.8\times$

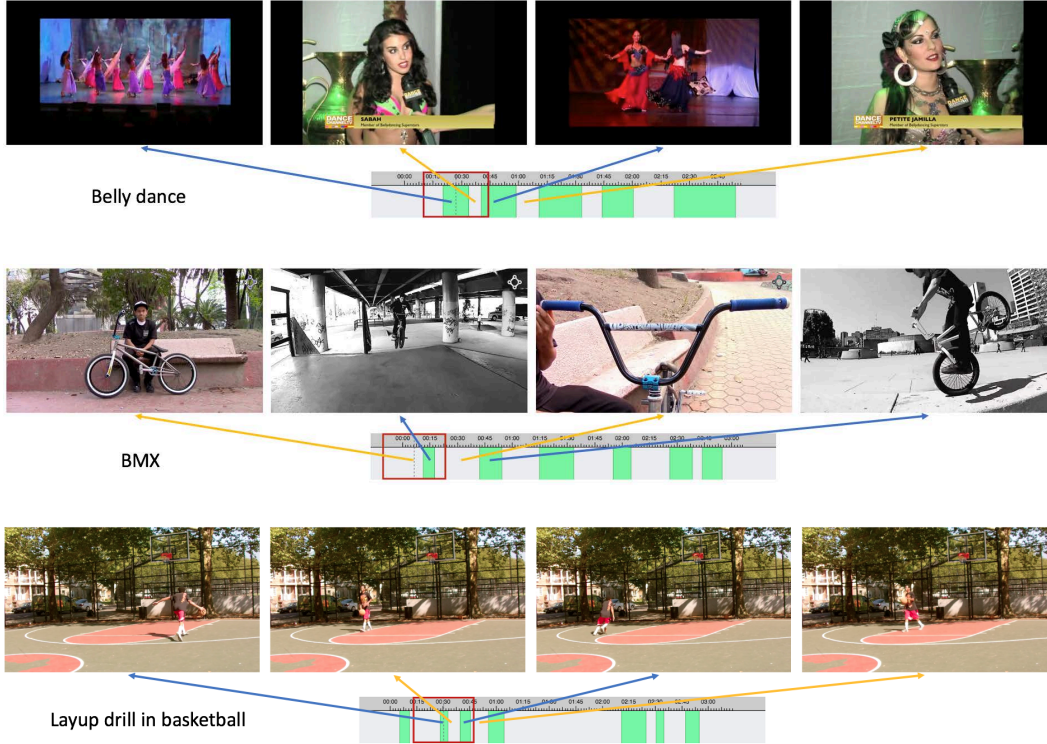


Figure 3. Examples of dense segment annotations. Action definition is clarified in the guideline to reduce the ambiguity of action boundaries.

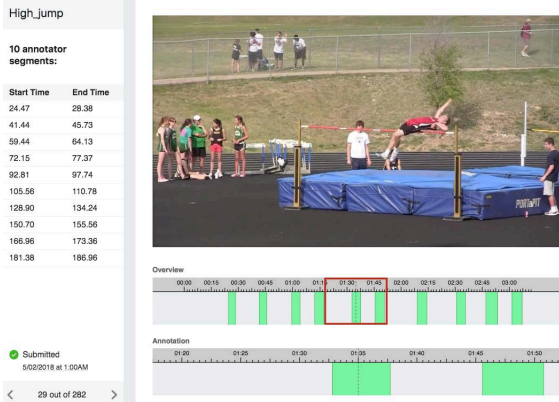


Figure 4. Action segment annotation tool. A timeline overview is shown below the video player, and a zoom-in view of current time window is shown in the bottom for accurate temporal annotation.

more action segments per video, and the average segment duration is about 20% shorter, as shown in Figure 5. This poses new challenges to action localization methods, which have to localize more segments of shorter duration.

3.4. Annotation Cost

For our annotations, we hired 70 experienced annotators who worked 6 hours per day. For HACS Clips, the task took merely 10.5 working days. The average annotation time is

8.8 seconds per clip, and 30.6 seconds per video. For HACS Segments, the task took 26.5 working days. The average labeling time per video is 12.3 minutes.

3.5. Intriguing Aspects of HACS

Unlike other recognition datasets where only a single positive example is collected per video, HACS Clips includes also negative examples (each video contains 3 clips, with the negative to positive ratio being roughly 1 to 2). This could be useful for modeling the discrepancy between action and non-action content. Moreover, videos in HACS Segments have both sparse clip annotation, which is a weak form of supervision for localization [55, 48, 39], and dense segment annotation, which can serve as the ground-truth of localization. Such hybrid annotation can introduce an interesting task of weakly supervised action localization [55, 48], reminiscent of point supervision [5] and scribble supervision [33] in image semantic segmentation.

4. Action Recognition on HACS Clips

4.1. Effectiveness of Clip Sampling Method

We validate the effectiveness of our consensus-based clip sampling method by comparing it with two baselines.

Random. We randomly sample 3 frames per video.

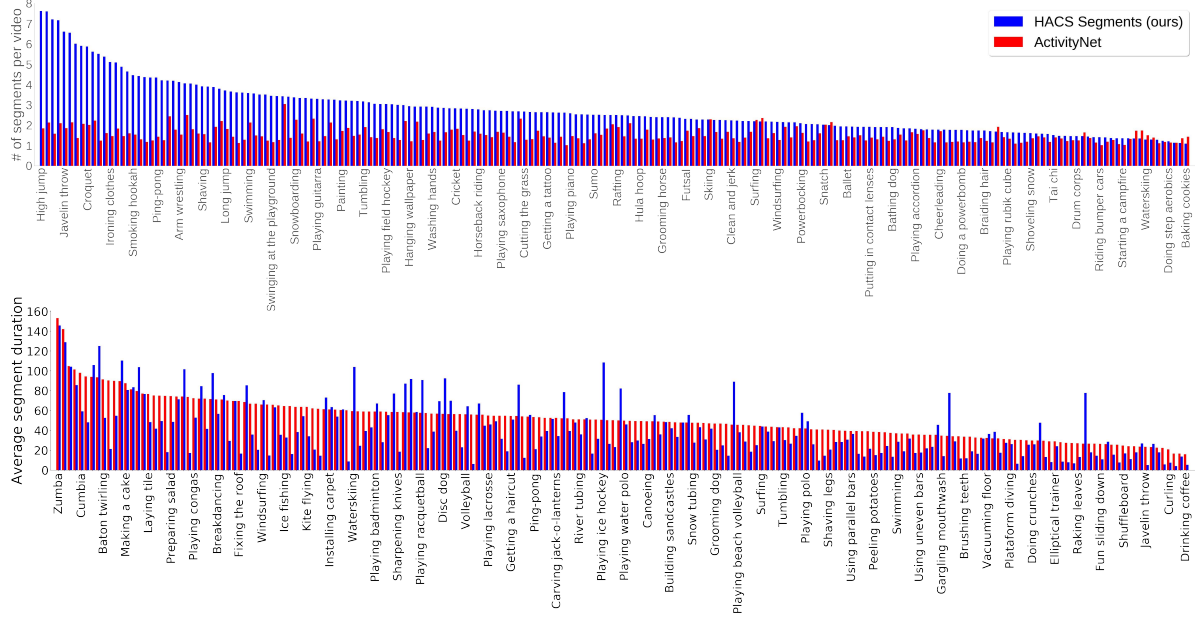


Figure 5. Comparing HACS Segments and ActivityNet. **Top:** comparing average number of action segments per video. On average, HACS Segments has $1.8\times$ action segments per video (2.8 Vs. 1.5 segments). **Bottom:** comparing average segment duration. HACS segments are significantly shorter than those in ActivityNet (40.6 Vs. 51.4 seconds).

Maximum Entropy (ME). We define the sampling probability as the average entropy of probabilistic predictions from 2 image classifiers, and sample 3 frames per video according to this distribution. Such criterion biases the sampling towards clips with more conflicting predictions.

Maximum Consensus (MC). This is our proposed sampling method where clips with high average prediction score from image classifiers are preferred.

We randomly select 400 videos per class from the training set. Using the 3 sampling methods, we collect 3 different sets of clips, which are denoted as *train-mini*. For each method, we ensure the number of sampled clips from each video is the same. In total 243K training clips per method are sampled. We also apply each method to validation videos, and combine all sampled clips into a single set, denoted as *validation-combined*. All clips are sent to annotators for labeling. After that, we train separate video models on the 3 different *train-mini* sets, and evaluate them on the common *validation-combined* set.

Implementation Details. Experiments are conducted in Caffe2 [1]. We adopt Res3D [52] models with 18 residual units, denoted as *Res3D-18*. It takes an input of 32 consecutive RGB frames with a spatial resolution of 112×144 . Clips of 200 positive classes and 1 background class (including all negative examples) are used for training. Res3D-18 is trained with softmax loss over 201 classes. In *train-mini* sets, positive and negative clips are imbalanced as shown in Table 1. For example, in the *train-mini* set of method *Random*, we have 83.4K positive clips and 159.6K

negative clips. In order to combat the class imbalance, weighted sampling is used to assemble mini-batches. We empirically use weight 0.04 for negative clips and 1.0 for positive clips for all methods. To speed up the training, we use 16 hosts with 4 NVIDIA P100 GPUs per host for distributed training. Mini-batch size per GPU is 16.

Evaluation Results. For each clip, we sample a single sequence of 32 frames from the beginning. Since positive and negative clips are imbalanced, we report the mean class accuracy (Class@1), which is obtained by averaging the per-class accuracies over 201 classes. As shown in Table 1, method *MC* samples substantially many more positive clips than other methods, and achieves significantly better Class@1 metric. *ME* method samples the highest number of negative clips, and achieves the lowest Class@1. This suggests that the model learned through this sampling strategy is not able to classify positive clips well.

4.2. Action Clip Classification

In this section, we train video models on the full training set, and evaluate on the validation/test sets. We adopted R(2+1)D models [52] with 34 residual units, which improves the Res3D model by decomposing each 3D convolutional kernel into a separate 2D spatial filter and a 1D temporal filter. We experiment with both RGB frames and optical flow as input. For efficiency, Farneback’s algorithm [13] is adopted to compute optical flow. We also report results of combining RGB and optical flow by late fusion, where the final prediction score is a weighted sum of the prediction

Method	# Positive clips	# Negative clips	Class@1
Random	83.4K	159.6K	46.2
ME	72.5K	170.5K	37.8
MC	101.5K	141.5K	48.9

Table 1. Comparing clip sampling methods. The proposed sampling method *MC* collects the most positive examples, and achieves the best results on the common validation set.

Input	Validation Set	Test Set
RGB	70.5	70.0
Flow	65.4	64.2
RGB + Flow	73.7	73.3

Table 2. Evaluation results of R(2+1)D-34 models on HACS Clips.

scores obtained from RGB and optical flow. We empirically set weights for RGB and optical flow to 0.6 and 0.4, respectively. The results of Class@1 are shown in Table 2. We also show the class-specific accuracy using RGB input, as well as the distribution of positive and negative clips per class in Figure 2 of supplement. Actions with abundant positive clips are more likely to have high accuracy. Some exceptions to such trend are actions *Making a cake* and *Rollerblading*.

4.3. Results of Transfer Learning

Models trained on HACS Clips can be finetuned on other recognition datasets. By comparing finetuned models with models trained from scratch, we can assess the generalization performance of spatial-temporal features learned on HACS Clips. We evaluate the transfer learning on 3 action recognition benchmarks. On all 3 target datasets we observe substantial gains by pre-training on HACS Clips.

Datasets. We use a total of 4 additional datasets for our assessment. UCF-101 and HMDB-51 are used as target datasets. Kinetics is used as both a target dataset as well as a competitive pre-training dataset. Sports-1M is used only as a pre-training dataset. For Kinetics, we report the accuracy on the validation set. For evaluation metric, we use Video@1 which is obtained by evenly sampling 10 clips in the video, and averaging the predictions.

Results. We use Res3D-34 model [52] here. As shown in Table 3, by pretraining on HACS Clips, the metrics are substantially improved on all 3 benchmarks. On all target datasets, HACS Clips shows better generalization performance compared to Kinetics and Sports1M. Using RGB input, the gain of using pre-trained models from HACS over other datasets ranges from 1.6% on Kinetics (68.7% vs 70.3%) to 3.8% on HMDB-51 (66.8% vs 70.6%). Sports1M annotations are noisy as they are generated by a tag prediction algorithm. Also, the average length of Sports1M videos is over 5 minutes and the tagged ac-

Input	Pretraining	UCF-101	HMDB-51	Kinetics
RGB	none	75.2	38.1	67.3
	Sports1M	92.5	64.4	69.7
	Kinetics	93.8	67.5	67.3*
	HACS Clips	95.3	70.5	71.4
Flow	none	86.0	54.5	62.8
	Sports1M	92.6	70.6	64.9
	Kinetics	93.5	71.6	62.8*
	HACS Clips	95.5	72.5	66.1

Table 3. Comparisons of HACS Clips with other datasets for pre-training action recognition models (Res3D-34). Results of UCF-101 and HMDB-51 are computed on split 1.

Method	UCF101	HMDB51	Kinetics
LTC-CNN [53]	92.7	67.2	N/A
ST-Multiplier Net + IDT [15]	94.9	72.2	N/A
TSN [56], ImageNet pretrain	94.2	69.4	N/A
I3D, Kinetics pretrain [27]	98.0	80.7	75.7
R(2+1)D-34, Sports1M pretrain [52]	97.3	78.7	75.4
R(2+1)D-34, HACS Clips pretrain	98.0	79.8	76.1
R(2+1)D-101, HACS Clips pretrain	N/A	N/A	76.9

Table 4. Comparing R(2+1)D models pretrained on HACS Clips with other methods. For UCF-101 and HMDB-51, results averaged over 3 splits are reported. Because R(2+1)D-101 model, which has $2\times$ more residual units and $1.3\times$ more parameters compared with R(2+1)D-34, easily overfits on small datasets UCF-101 and HMDB-51, those results are omitted.

tion may only be present for a short period of time. This introduces substantial temporal noise in learning spatial-temporal feature representation. Compared to Kinetics, HACS contains over $5\times$ more clip annotations, which contributes to the superior generalization performance.

Comparisons with other methods. In Table 4 we compare with the state-of-the-art. R(2+1)D model is used here. We report results of R(2+1)D models with both 34 and 101 residual units after late fusion of RGB and flow scores. We compute video classifications by averaging predictions over 20 evenly-sampled clips in each video. By using an off-the-shelf R(2+1)D model and leveraging a large-scale clip dataset, our approach outperforms other methods [53, 15, 56, 27, 52] on all 3 benchmarks.

Transfer learning on action localization. HACS Clips can also be used to pretrain action localization models. We experiment with THUMOS 14 and ActivityNet datasets, and show improved localization performance. Due to space limit, we present the approaches and results in the supplement.

*The result is obtained by training model from scratch on Kinetics.

Method	Dataset	AR@100	AUC
BSN	ActivityNet	74.16	66.17
	HACS Segments Mini	61.85	51.59
	HACS Segments	63.62	53.41
TAG	HACS Segments	55.88	49.15

Table 5. Action proposal generation results on ActivityNet and HACS Segments. BSN results on ActivityNet are from the original work [35]. Other results are obtained by running open-source implementations on HACS Segments.

5. Action Localization on HACS Segments

We evaluate two action proposal generation methods and one action localization technique on HACS Segments.

5.1. Results of Action Proposal Generation

Two action proposal generation methods are evaluated: Boundary Sensitive Network (BSN) [35] and Temporal Actionness Grouping (TAG) [59]. We choose them because they achieve SoTA results on THUMOS 14 and ActivityNet benchmarks, and open-source implementations of these methods are available. We mostly follow the original training settings, and only highlight the differences below.

BSN Experiments. In the original work, snippet-level features are 400D, arising from a concatenation of two 200D probability vectors extracted from two TSN [56] models trained on 200 action classes of ActivityNet using RGB input and optical flow input, respectively. In contrast, we train two TSN models on HACS Clips with 200 action classes and 1 background class. Two 201D probability vectors from the trained models are concatenated to form 402D snippet-level features.

TAG Experiments. In the original work, two binary classifiers (using TSN [56] as backbone network) are trained on ActivityNet using RGB input and optical flow input, respectively. We use annotation in HACS Segments to train such binary classifiers.

We follow the original evaluation protocols, and report two metrics: 1) Average Recall (AR) vs Average Number (AN) of proposals per video and 2) area under AR-AN curve (AUC). Both are averaged over temporal Intersection over Union (tIoU) thresholds from 0.5 to 0.95 at increments of 0.05. Results are shown in Table 5 (Row 4 & 5) and Figure 6. Compared with TAG, BSN achieves both better AR@100 and better AUC score. However, TAG achieves higher AUC at high tIoU threshold 0.9 in Figure 6, indicating it is able to better localize action segment boundaries.

Comparing HACS Segments with ActivityNet. We use BSN to compare the difficulty of action localization on HACS Segments vs ActivityNet. While HACS Segments and ActivityNet have validation sets of similar size (6K vs. 5K videos), the training set of HACS Segments is 3.8× larger than that of ActivityNet (38K vs. 10K videos). To make the comparison more fair, we create *HACS Segments*

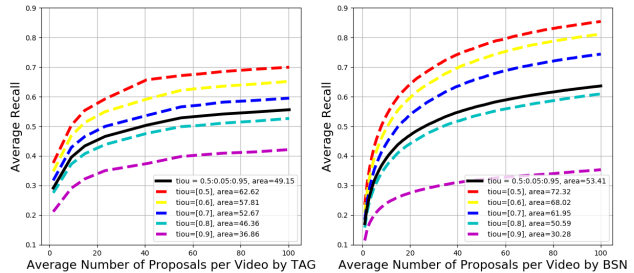


Figure 6. Action proposal generation results of TAG (Left) and BSN (Right) methods on HACS Segments.

Mini, which contains 10K training videos (50 videos per class) and the original HACS Segments validation set. We train and test each model on the training and validation splits of the same dataset (e.g., a model trained on *HACS Segments Mini* is tested only on the validation set of *HACS Segments*, not that of ActivityNet). As shown in Table 5 (Row 2 & 3), compared to ActivityNet, BSN achieves much lower AR@100 and AUC score on HACS Segments Mini. This suggests HACS Segments Mini is a more challenging localization benchmark as it has more segments to localize in each video, and those segments have shorter duration. Note we do not experiment with models trained on one dataset and tested on a different one (say, trained on HACS Segments Mini and tested on ActivityNet) as the definitions where actions start, last and end differ across datasets. Another finding is by training BSN models on the HACS Segments full dataset, AR@100 and AUC are improved by 1.77% and 1.82% in Table 5 (Row 4), which suggests that larger training sets lead to better accuracy, unsurprisingly.

Exploiting Negative Examples in HACS Clips. In HACS Clips, we annotated 1M negative clips. Due to the proposed clip sampling method, they include many hard negative examples, such as clips where both person and context are present, but action is not happening. We have conducted an ablation study on how they can help learn more useful features for action proposal generation. Due to space constraints, the results are presented in supplement.

5.2. Results of Action Localization

We train and test the Structured Segment Network (SSN) [59] on HACS Segments using its open-source implementation*. Results are reported in Table 6. Comparing with ActivityNet, localization performance on HACS Segments Mini is 12.35% lower on average mAP. Given that ActivityNet and HACS Segments Mini have similar numbers and durations of untrimmed videos, the challenging nature of HACS comes from precise segment annotations. Comparing the model performance on HACS Seg-

*BSN [35] is not benchmarked because its open-source code does not implement proposal classification.

Dataset	0.50	0.75	0.95	Average
ActivityNet [59]	43.26	28.70	5.63	28.28
HACS Segments Mini	24.89	16.04	4.50	15.93
HACS Segments	28.82	18.80	5.32	18.97

Table 6. Action localization results of SSN method for tIoU thresholds ranging from 0.5 to 0.95. Metric is mAP. Results on ActivityNet are from the original work. Results on HACS Segments are obtained by late fusion of scores from RGB and Flow models.

ments Mini and HACS Segments, the average mAP gap is 3.04%. This suggests that the reduction of training data hinders the action localization performance, and that our full-scale training set boosts the accuracy by a large margin.

6. Conclusion

We introduced HACS, a new video dataset with both sparse and dense annotations. Comparing with other video datasets, it is not only larger, but also poses new challenges in action localization through more finer-scale temporal annotations. We have demonstrated the excellent generalization performance of feature representation learned on HACS Clips. We also reported evaluation results of SoTA methods for action proposal generation and action localization on HACS Segments. We hope that the new challenges in action recognition and localization posed by our benchmark will inspire a new generation of methods and architectures for modeling the high complexity of human actions.

References

- [1] Caffe2: A new lightweight, modular, and scalable deep learning framework. <https://caffe2.ai/>. 6
- [2] T. Akiba, T. Kerola, Y. Niitani, T. Ogawa, S. Sano, and S. Suzuki. Pfdet: 2nd place solution to open images challenge 2018 object detection track. *arXiv preprint arXiv:1809.00778*, 2018. 1
- [3] Y. Bai, H. Xu, K. Saenko, and B. Ghanem. Contextual multi-scale region convolutional 3d network for activity detection. *arXiv preprint arXiv:1801.09184*, 2018. 2
- [4] P. Barrouillet, S. Bernardin, and V. Camos. Time constraints and resource sharing in adults’ working memory spans. *Journal of Experimental Psychology: General*, 133(1):83, 2004. 4
- [5] A. Bearman, O. Russakovsky, V. Ferrari, and L. Fei-Fei. Whats the point: Semantic segmentation with point supervision. In *European Conference on Computer Vision*, pages 549–565. Springer, 2016. 5
- [6] S. Buch, V. Escorcia, C. Shen, B. Ghanem, and J. C. Niebles. Sst: Single-stream temporal action proposals. In *2017 IEEE Conference on Computer Vision and Pattern Recognition (CVPR)*, pages 6373–6382. IEEE, 2017. 2
- [7] F. Caba Heilbron, V. Escorcia, B. Ghanem, and J. Carlos Niebles. Activitynet: A large-scale video benchmark for human activity understanding. In *Proceedings of the IEEE Conference on Computer Vision and Pattern Recognition*, pages 961–970, 2015. 2
- [8] J. Carreira and A. Zisserman. Quo vadis, action recognition? a new model and the kinetics dataset. In *The IEEE Conference on Computer Vision and Pattern Recognition (CVPR)*, July 2017. 2
- [9] Y.-W. Chao, S. Vijayanarasimhan, B. Seybold, D. A. Ross, J. Deng, and R. Sukthankar. Rethinking the faster r-cnn architecture for temporal action localization. In *Proceedings of the IEEE Conference on Computer Vision and Pattern Recognition*, pages 1130–1139, 2018. 2
- [10] D. Damen, H. Doughty, G. M. Farinella, S. Fidler, A. Furnari, E. Kazakos, D. Moltisanti, J. Munro, T. Perrett, W. Price, and M. Wray. Scaling egocentric vision: The epic-kitchens dataset. In *European Conference on Computer Vision (ECCV)*, 2018. 2
- [11] J. Deng, W. Dong, R. Socher, L.-J. Li, K. Li, and L. Fei-Fei. Imagenet: A large-scale hierarchical image database. In *Computer Vision and Pattern Recognition, 2009. CVPR 2009. IEEE Conference on*, pages 248–255. IEEE, 2009. 1
- [12] M. Everingham, L. Van Gool, C. K. I. Williams, J. Winn, and A. Zisserman. The pascal visual object classes (voc) challenge. *International Journal of Computer Vision*, 88(2):303–338, June 2010. 1
- [13] G. Farnebäck. Two-frame motion estimation based on polynomial expansion. *Image analysis*, pages 363–370, 2003. 6
- [14] L. Fei-Fei, R. Fergus, and P. Perona. One-shot learning of object categories. *IEEE transactions on pattern analysis and machine intelligence*, 28(4):594–611, 2006. 1
- [15] C. Feichtenhofer, A. Pinz, and R. P. Wildes. Spatiotemporal multiplier networks for video action recognition. In *Proceedings of the IEEE Conference on Computer Vision and Pattern Recognition*, pages 4768–4777, 2017. 7
- [16] J. Gao, K. Chen, and R. Nevatia. Ctap: Complementary temporal action proposal generation. *arXiv preprint arXiv:1807.04821*, 2018. 2
- [17] J. Gao, Z. Yang, C. Sun, K. Chen, and R. Nevatia. Turn tap: Temporal unit regression network for temporal action proposals, 2017. 2
- [18] Y. Gao, X. Bu, Y. Hu, H. Shen, T. Bai, X. Li, and S. Wen. Approach for large-scale hierarchical object detection. 1
- [19] C. Gu, C. Sun, S. Vijayanarasimhan, C. Pantofaru, D. A. Ross, G. Toderici, Y. Li, S. Ricco, R. Sukthankar, C. Schmid, and J. Malik. AVA: A video dataset of spatio-temporally localized atomic visual actions. *CoRR*, abs/1705.08421, 2017. 2
- [20] G. Guo and A. Lai. A survey on still image based human action recognition. *Pattern Recognition*, 47(10):3343–3361, 2014. 3
- [21] K. He, G. Gkioxari, P. Dollár, and R. Girshick. Mask r-cnn. *arXiv preprint arXiv:1703.06870*, 2017. 1
- [22] K. He, X. Zhang, S. Ren, and J. Sun. Deep residual learning for image recognition. In *The IEEE Conference on Computer Vision and Pattern Recognition (CVPR)*, June 2016. 1
- [23] Y. Jiang, J. Liu, A. R. Zamir, G. Toderici, I. Laptev, M. Shah, and R. Sukthankar. Thumos challenge: Action recognition with a large number of classes, 2014. 2
- [24] A. Karpathy, G. Toderici, S. Shetty, T. Leung, R. Sukthankar, and L. Fei-Fei. Large-scale video classification with convo-

- lutional neural networks. In *Proceedings of the IEEE conference on Computer Vision and Pattern Recognition*, pages 1725–1732, 2014. 1
- [25] A. Karpathy, G. Toderici, S. Shetty, T. Leung, R. Sukthankar, and L. Fei-Fei. Large-scale video classification with convolutional neural networks. In *CVPR*, 2014. 2
- [26] K. KAUST. End-to-end, single-stream temporal action detection in untrimmed videos. 2
- [27] W. Kay, J. Carreira, K. Simonyan, B. Zhang, C. Hillier, S. Vijayanarasimhan, F. Viola, T. Green, T. Back, P. Natsev, et al. The kinetics human action video dataset. *arXiv preprint arXiv:1705.06950*, 2017. 1, 2, 7
- [28] I. Krasin, T. Duerig, N. Alldrin, A. Veit, S. Abu-El-Haija, S. Belongie, D. Cai, Z. Feng, V. Ferrari, V. Gomes, et al. Openimages: A public dataset for large-scale multi-label and multi-class image classification. *Dataset available from <https://github.com/openimages>*, 2(6):7, 2016. 1
- [29] H. Kuehne, H. Jhuang, E. Garrote, T. Poggio, and T. Serre. Hmdb: a large video database for human motion recognition. In *Computer Vision (ICCV), 2011 IEEE International Conference on*, pages 2556–2563. IEEE, 2011. 1, 2
- [30] I. Laptev. On space-time interest points. *International journal of computer vision*, 64(2-3):107–123, 2005. 2
- [31] I. Laptev, M. Marszalek, C. Schmid, and B. Rozenfeld. Learning realistic human actions from movies. In *Computer Vision and Pattern Recognition, 2008. CVPR 2008. IEEE Conference on*, pages 1–8. IEEE, 2008. 2
- [32] J. Li, Y. Wong, Q. Zhao, and M. S. Kankanhalli. Attention transfer from web images for video recognition. In *Proceedings of the 2017 ACM on Multimedia Conference*, pages 1–9. ACM, 2017. 2, 3
- [33] D. Lin, J. Dai, J. Jia, K. He, and J. Sun. Scribble-sup: Scribble-supervised convolutional networks for semantic segmentation. In *Proceedings of the IEEE Conference on Computer Vision and Pattern Recognition*, pages 3159–3167, 2016. 5
- [34] T. Lin, X. Zhao, and Z. Shou. Single shot temporal action detection. In *Proceedings of the 2017 ACM on Multimedia Conference*, pages 988–996. ACM, 2017. 2
- [35] T. Lin, X. Zhao, H. Su, C. Wang, and M. Yang. Bsn: Boundary sensitive network for temporal action proposal generation. In *European conference on computer vision*, 2018. 2, 8
- [36] T.-Y. Lin, M. Maire, S. Belongie, J. Hays, P. Perona, D. Ramanan, P. Dollár, and C. L. Zitnick. Microsoft coco: Common objects in context. In *European conference on computer vision*, pages 740–755. Springer, 2014. 1
- [37] S. Ma, S. A. Bargal, J. Zhang, L. Sigal, and S. Sclaroff. Do less and achieve more: Training cnns for action recognition utilizing action images from the web. *Pattern Recognition*, 68:334–345, 2017. 2, 3
- [38] M. Marszalek, I. Laptev, and C. Schmid. Actions in context. In *Computer Vision and Pattern Recognition, 2009. CVPR 2009. IEEE Conference on*, pages 2929–2936. IEEE, 2009. 1
- [39] P. Nguyen, T. Liu, G. Prasad, and B. Han. Weakly supervised action localization by sparse temporal pooling network. In *Proceedings of the IEEE Conference on Computer Vision and Pattern Recognition*, pages 6752–6761, 2018. 5
- [40] D. Oneata, J. Verbeek, and C. Schmid. Action and event recognition with fisher vectors on a compact feature set. In *Proceedings of the IEEE international conference on computer vision*, pages 1817–1824, 2013. 2
- [41] C. Pantofaru, C. Sun, C. Gu, C. Schmid, D. Ross, G. Toderici, J. Malik, R. Sukthankar, S. Vijayanarasimhan, S. Ricco, et al. Ava: A video dataset of spatio-temporally localized atomic visual actions. 2017. 2
- [42] Z. Qiu, T. Yao, and T. Mei. Learning spatio-temporal representation with pseudo-3d residual networks. In *2017 IEEE International Conference on Computer Vision (ICCV)*, pages 5534–5542. IEEE, 2017. 2
- [43] S. Ren, K. He, R. Girshick, and J. Sun. Faster r-cnn: Towards real-time object detection with region proposal networks. In *Advances in neural information processing systems*, pages 91–99, 2015. 3
- [44] M. Rohrbach, S. Amin, M. Andriluka, and B. Schiele. A database for fine grained activity detection of cooking activities. In *2012 IEEE Conference on Computer Vision and Pattern Recognition, Providence, RI, USA, June 16-21, 2012*, pages 1194–1201, 2012. 2
- [45] M. Rohrbach, A. Rohrbach, M. Regneri, S. Amin, M. Andriluka, M. Pinkal, and B. Schiele. Recognizing fine-grained and composite activities using hand-centric features and script data. *International Journal of Computer Vision*, pages 1–28, 2015. 2
- [46] C. Schuldt, I. Laptev, and B. Caputo. Recognizing human actions: a local svm approach. In *Pattern Recognition, 2004. ICPR 2004. Proceedings of the 17th International Conference on*, volume 3, pages 32–36. IEEE, 2004. 2
- [47] Z. Shou, J. Chan, A. Zareian, K. Miyazawa, and S.-F. Chang. Cdc: Convolutional-de-convolutional networks for precise temporal action localization in untrimmed videos. In *Computer Vision and Pattern Recognition (CVPR), 2017 IEEE Conference on*, pages 1417–1426. IEEE, 2017. 2
- [48] Z. Shou, H. Gao, L. Zhang, K. Miyazawa, and S.-F. Chang. Autoloc: Weaklysupervised temporal action localization in untrimmed videos. In *ECCV*, pages 162–179, 2018. 5
- [49] G. A. Sigurdsson, O. Russakovsky, A. Farhadi, I. Laptev, and A. Gupta. Much ado about time: Exhaustive annotation of temporal data. *arXiv preprint arXiv:1607.07429*, 2016. 2
- [50] G. A. Sigurdsson, G. Varol, X. Wang, A. Farhadi, I. Laptev, and A. Gupta. Hollywood in homes: Crowdsourcing data collection for activity understanding. In *European Conference on Computer Vision*, 2016. 2
- [51] K. Soomro, A. R. Zamir, and M. Shah. UCF101: A dataset of 101 human actions classes from videos in the wild. *arXiv preprint arXiv:1212.0402*, 2012. 1, 2
- [52] D. Tran, H. Wang, L. Torresani, J. Ray, Y. LeCun, and M. Paluri. A closer look at spatiotemporal convolutions for action recognition. *arXiv preprint arXiv:1711.11248*, 2017. 2, 6, 7
- [53] G. Varol, I. Laptev, and C. Schmid. Long-term temporal convolutions for action recognition. *IEEE Transactions on Pattern Analysis and Machine Intelligence*, 2017. 7

- [54] H. Wang, A. Kläser, C. Schmid, and C.-L. Liu. Action recognition by dense trajectories. In *Computer Vision and Pattern Recognition (CVPR), 2011 IEEE Conference on*, pages 3169–3176. IEEE, 2011. 2
- [55] L. Wang, Y. Xiong, D. Lin, and L. Van Gool. Untrimmed-nets for weakly supervised action recognition and detection. In *The IEEE Conference on Computer Vision and Pattern Recognition (CVPR)*, July 2017. 5
- [56] L. Wang, Y. Xiong, Z. Wang, Y. Qiao, D. Lin, X. Tang, and L. Van Gool. Temporal segment networks: Towards good practices for deep action recognition. In *ECCV*, 2016. 2, 7, 8
- [57] H. Xu, A. Das, and K. Saenko. R-c3d: region convolutional 3d network for temporal activity detection. In *IEEE Int. Conf. on Computer Vision (ICCV)*, pages 5794–5803, 2017. 2
- [58] S. Yeung, O. Russakovsky, N. Jin, M. Andriluka, G. Mori, and L. Fei-Fei. Every moment counts: Dense detailed labeling of actions in complex videos. *International Journal of Computer Vision*, pages 1–15, 2015. 2
- [59] Y. Zhao, Y. Xiong, L. Wang, Z. Wu, X. Tang, and D. Lin. Temporal action detection with structured segment networks. In *ICCV*, 2017. 2, 8, 9