

# Deep Collaborative Autoencoder for Recommender Systems: A Unified Framework for Explicit and Implicit Feedback

Qibing Li

College of Computer Science  
Zhejiang University  
qblee@zju.edu.cn

Xiaolin Zheng

College of Computer Science  
Zhejiang University  
xlzheng@zju.edu.cn

## ABSTRACT

In recent years, deep neural networks have yielded state-of-the-art performance on several tasks. Although some recent works have focused on combining deep learning with recommendation, we highlight three issues of existing works. First, most works perform deep content feature learning and resort to matrix factorization, which cannot effectively model the highly complex user-item interaction function. Second, due to the difficulty on training deep neural networks, existing models utilize a shallow architecture, and thus limit the expressiveness potential of deep learning. Third, neural network models are easy to overfit on the implicit setting, because negative interactions are not taken into account. To tackle these issues, we present a novel recommender framework called *Deep Collaborative Autoencoder* (DCAE) for both explicit feedback and implicit feedback, which can effectively capture the relationship between interactions via its non-linear expressiveness. To optimize the deep architecture of DCAE, we develop a three-stage pre-training mechanism that combines supervised and unsupervised feature learning. Moreover, we propose a popularity-based error reweighting module and a sparsity-aware data-augmentation strategy for DCAE to prevent overfitting on the implicit setting. Extensive experiments on three real-world datasets demonstrate that DCAE can significantly advance the state-of-the-art.

## KEYWORDS

Recommender System, Collaborative Filtering, Neural Network, Deep Learning

## 1 INTRODUCTION

In recent years, recommender systems (RS) have played an significant role in E-commerce services. A good recommender system may enhance both satisfaction for users and profit for content providers. For example, nearly 80% of movies watched on Netflix are recommended by RS [7]. The key to design such a system is to predict users' preference on items based on past activities, which is known as collaborative filtering (CF) [30]. Among the various CF methods, matrix factorization (MF) [13, 16, 18, 32] is the most used one, which models the user-item interaction function as the inner product of user latent vector and item latent vector. Due to the effectiveness of MF, many integrated methods has been

devised, such as CTR [40], HFT [24] and timeSVD [17]. However, MF based methods can not capture hidden subtle factors, since the inner product is not sufficient for modeling the complex structure of interaction data [9].

Currently, a trend in the literature is the utilization of deep learning in CF to handle the auxiliary information [14, 23, 41, 42] or directly model the interaction function [9, 31, 35, 43]. Thus, based on these two usage scenarios, deep learning based recommender systems can be roughly categorized into integration models and neural network models [46]. Integration models generally make use of user profiles or item descriptions to perform hybrid recommendation. For example, Collaborative Deep Learning (CDL) [41] integrates Stack Denoising Autoencoder (SDAE) [39] and MF into a unified probabilistic graph model, which jointly performs deep content feature learning and collaborative filtering. However, integration models resort to matrix factorization when modeling the interaction data, and thus face the same issue like MF.

Differently, neural network models directly perform collaborative filtering via utilizing the interaction data. Thanks to the non-linear expressiveness of neural architectures, neural network models can effectively capture the intricate relationships from data, and thus resolve the above issue of MF based methods. For example, Collaborative Filtering Network (CFN) [35] is a state-of-the-art model for explicit feedback, which utilizes DAE to encode sparse user/item preferences and aims to reconstruct them in the decoder layer. However, we notice that existing models do not exploit the representation power of deep architectures, i.e., generally a shallow network structure is used. This is mainly caused by two reasons. First, without a proper pre-training strategy, training deep neural networks is difficult [6]. Second, due to the sparse nature of RS, conventional greedy layer-wise unsupervised pre-training [2, 12] does not work in this case (see Sec. 4.2). Besides, existing models primarily focus on explicit feedback, formulating it as a regression problem, where negative interactions are not taken into account. Thus, these models are easy to overfit on the implicit setting, since the models may learn to predict 1. Although there exist implicit neural models like CDAE [43] and NCF [9] that perform top-M recommendation via sampling negative feedback from unobserved data, these sample-based models may fall into local optimum due to the huge item space and data sparsity, and thus decrease predictiveness.

To address the aforementioned issues, we present a new deep learning based recommender framework called *Deep Collaborative Autoencoder* (DCAE) for both explicit feedback and implicit feedback, where we adapt several effective approaches from the deep learning literature to the recommendation domain. Similar to CFN, the idea of DCAE is to learn hidden structures that can reconstruct user/item preferences. DCAE can effectively model the implicit

Permission to make digital or hard copies of part or all of this work for personal or classroom use is granted without fee provided that copies are not made or distributed for profit or commercial advantage and that copies bear this notice and the full citation on the first page. Copyrights for third-party components of this work must be honored. For all other uses, contact the owner/author(s).  
XXX, 2017

© 2017 Copyright held by the owner/author(s).  
ACM ISBN X-XXXXX-XX-X/XX/XX...\$00.00  
<https://doi.org/00.0000/0000>

user-item interaction function via its non-linear expressiveness. We further develop a novel three-stage pre-training mechanism, combining supervised and unsupervised feature learning to train the deep architecture of DCAE. We notice that supervised pre-training in the first hidden layer is critical to the performance, since user/item preferences are quite sparse and unsupervised reconstruction method may lose user/item information. Besides, to prevent overfitting on the implicit setting, we propose a popularity-based error reweighting module that treats all unobserved interactions as negative feedback (whole-based method similar to [10]), and a sparsity-aware data-augmentation strategy that provides more item correlation patterns.

The key contributions of this paper are summarized as follows:

- We present a new recommender framework named DCAE, which is an extension of several previous neural network models. Compared to related methods, DCAE performs well on the implicit setting, and thanks to the effectiveness of three-stage pre-training mechanism, DCAE can exploit the representation power of deep architectures to learn high-level abstractions, bringing better generalization.
- We explore several variants of our proposed three-stage pre-training mechanism and compare our method with conventional layer-wise pre-training strategies to better understand its effectiveness.
- We propose an item popularity based error reweighting module for (implicit) DCAE to prevent overfitting, and a sparsity-aware data-augmentation strategy that can further enhance the top-M recommendation performance.
- Extensive experiments on three real-world datasets demonstrate the effectiveness of DCAE on both explicit and implicit settings.

The paper is organized as follows. In Section 2, we provide problem definition and notations. We then describe our proposed DCAE in Section 3 and conduct experiments in Section 4. We discuss related work that apply neural networks to recommender systems in Section 5 before concluding the paper in Section 6.

## 2 PROBLEM DEFINITION

We start by introducing some basic notations. Matrices are written as bold capital letters (e.g.,  $\mathbf{X}$ ) and vectors are expressed as bold lowercase letters (e.g.,  $\mathbf{x}$ ). We denote the  $i$ -th row of matrix  $\mathbf{X}$  by  $\mathbf{X}_i$  and its  $(i, j)$ -th element by  $\mathbf{X}_{ij}$ . For vectors,  $\mathbf{x}_i$  denotes the  $i$ -th element of  $\mathbf{x}$ .

In collaborative filtering, we have  $M$  users,  $N$  items, and a partially observed user-item rating matrix  $\mathbf{R} = [\mathbf{R}_{ij}]_{M \times N}$ . Fig. 1 shows an example of explicit feedback and implicit feedback. Generally, explicit feedback problem can be regarded as a regression problem on observed ratings, while the implicit one is known as a one-class classification problem [26] based on interactions.

We let  $\mathcal{R}$  denote the set of user-item pairs  $(i, j, r_{ij})$  where values are non-zero,  $\bar{\mathcal{R}}$  denote the set of unobserved, missing triples. We reserve the index  $i$  to denote a user and  $j$  to denote an item in the rest of paper. Let  $\mathcal{R}_i$  denote the set of item preferences in the training set for a particular user  $i$ ; similar notations for  $\bar{\mathcal{R}}_i$ . The goal of the recommender system is to pick a subset of items from the candidate set  $\bar{\mathcal{R}}_i$  for each user  $i$ .

	$v_1$	$v_2$	$v_3$	$v_4$	$v_5$
$u_1$	4	3	4	?	5
$u_2$	?	5	4	?	?
$u_3$	?	3	2	1	?
$u_4$	5	?	3	?	4

	$v_1$	$v_2$	$v_3$	$v_4$	$v_5$
$u_1$	1	1	1	1	?
$u_2$	?	1	1	1	?
$u_3$	?	1	1	?	?
$u_4$	1	?	1	?	1

Figure 1: A simple example illustrating the rating matrices for explicit feedback and implicit feedback.

For neural network settings,  $\mathbf{u}_i \in \mathbb{R}^N$  is used to represent the sparse line (partially observed sparse vector as input) of  $\mathbf{R}$  that only has  $|\mathcal{R}_i|$  non-zero values:  $\mathbf{u}_{ij} = r_{ij}$  if  $j$  is in  $\mathcal{R}_i$ , otherwise,  $\mathbf{u}_{ij} = 0$ ;  $\tilde{\mathbf{u}}_i$ ,  $\hat{\mathbf{u}}_i$  are corrupted versions of  $\mathbf{u}_i$  and dense estimates of  $\hat{\mathbf{R}}$  respectively; similar column notations for  $\mathcal{R}_j$ ,  $\mathbf{v}_j$ ,  $\tilde{\mathbf{v}}_j$  and  $\hat{\mathbf{v}}_j$ .  $K_l$ ,  $\mathbf{W}_l \in \mathbb{R}^{K_l \times K_{l-1}}$ ,  $\mathbf{b}_l \in \mathbb{R}^{K_l}$  are represented as the hidden dimension, weight matrix and bias vector of layer  $l$ , and  $L$  is the number of layers. For convenience, we use  $\mathbf{W}^+$  to denote the collection of all weights and biases. Besides,  $\phi^l$  and  $\mathbf{z}^l \in \mathbb{R}^{K_l}$  are the activation function and the activation output vector of layer  $l$ . In our work, we use  $\tanh(\cdot)$  as activation function  $\phi^l$  for every layer  $l$ .

## 3 PROPOSED METHODOLOGY

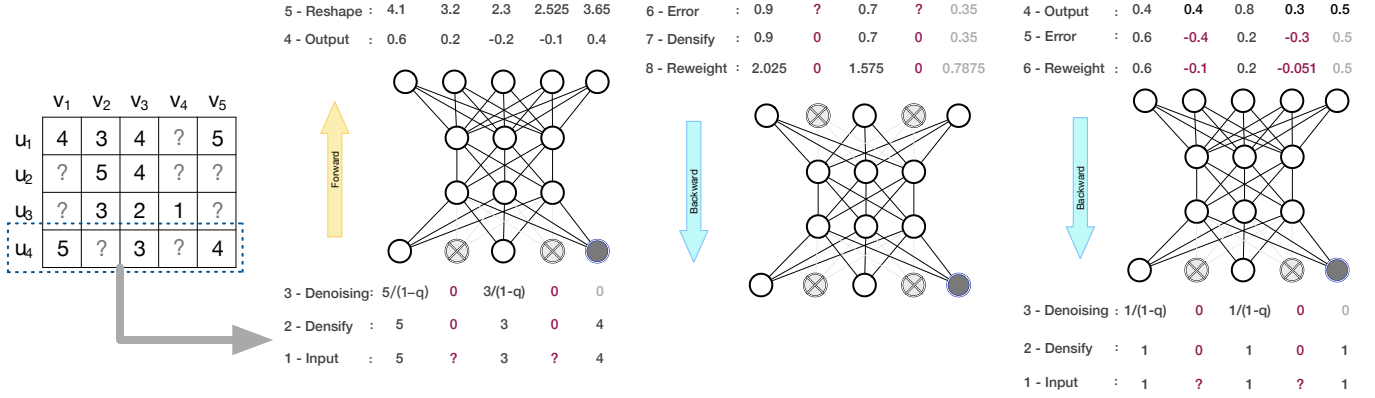
In this section, we first introduce a new recommender framework — Deep Collaborative Autoencoder (DCAE), which is suitable for both explicit setting and implicit setting. Then we propose a novel layer-wise pre-training mechanism and a sparsity-aware data-augmentation strategy to enhance the performance.

### 3.1 Deep Collaborative Autoencoder

For the neural network setting, collaborative filtering problem can be reformulated as: *transform the sparse vector  $\mathbf{u}_i/\mathbf{v}_j$  into dense vector  $\hat{\mathbf{u}}_i/\hat{\mathbf{v}}_j$  for every user  $i$ /item  $j$* . Previous work based on autoencoders can be simply categorized into two style: user-based and item-based [31, 35, 43]. For simplicity, the user-based autoencoder is considered in our paper. However, in the experiment, item-based autoencoder will be used for explicit feedback, which gives better performances. Formally, user-based DCAE can be defined as:

$$nn(\tilde{\mathbf{u}}_i) = \hat{\mathbf{u}}_i = \mathbf{z}_i^L = \phi^L(\mathbf{W}^L(\dots\phi^1(\mathbf{W}^1\tilde{\mathbf{u}}_i + \mathbf{b}^1)\dots) + \mathbf{b}^L), \quad (1)$$

where the first  $L-1$  layer of DCAE aims at building a low-rank distributed representation for sparse preferences of user  $i$ , and the last layer  $L$  can be regarded as item representation learning or a task-related decoding part. For explicit setting, we make a slight modification on Eq. (1) and let  $nn(\tilde{\mathbf{u}}_i) = 2.25 * \mathbf{z}_i^L + 2.75$ , since ratings are 10 scale with 0.5 constant increments (0.5 to 5.0) and  $\phi^L(\cdot) = \tanh(\cdot)$  is in  $[-1, 1]$ . Fig. 2 shows a toy structure of three-layer DCAE, which consists of several components, i.e., input denoising module, sparse forward module, sparse backward module and error reweighting module. We now explain the details of these modules.



**Figure 2: A three hidden layer DCAE. Left: Sparse forward procedure with input denosing on explicit setting. Middle: Sparse backward procedure on explicit setting, where errors for known values is reweighted by 2.25 due to output reshape ( $nn(\tilde{\mathbf{u}}_i) = 2.25 * \mathbf{z}_i^L + 2.75$ ). Right: Sparse backward for implicit feedback with popularity-based error reweighting on unknown values.**

**Input Denoising Module.** Like denoising autoencoder (DAE) [38], DCAE learns item correlation patterns via training on a corrupted preference set  $\tilde{\mathbf{u}}_i$ , which helps discover more robust features and prevent overfitting. The only difference is that DCAE only corrupts ratings which are not missing, i.e., non-zero elements of  $\mathbf{u}_i$ , as shown in Fig. 2. For example, for  $\mathbf{u}_4$ , only  $v_1, v_3, v_5$  are considered and  $v_5$  is finally dropped.

In general, corruption strategies include two types: the additive Gaussian noise and the multiplicative drop-out/mask-out noise. In our work, dropout [34] is used. Formally, the corrupted input  $\tilde{\mathbf{u}}_i$  is typically generated from a conditional distribution  $p(\tilde{\mathbf{u}}_i|\mathbf{u}_i)$  and non-zero values in  $\mathbf{u}_i$  are randomly dropped out (set to 0) independently with probability  $q$ :

$$\begin{aligned} P(\tilde{\mathbf{u}}_{id} = \delta \mathbf{u}_{id}) &= 1 - q \\ P(\tilde{\mathbf{u}}_{id} = 0) &= q. \end{aligned} \quad (2)$$

To make the corruption unbiased, uncorrupted values in  $\mathbf{u}_i$  are set to  $\delta = 1/(1 - q)$  times their original value. This procedure can be regarded as a random reweighting on the input. We find  $q = 0.5$  usually leads to consistently good result. Besides, at prediction time, DCAE takes uncorrupted  $\mathbf{u}_i$  as input.

**Sparse Forward Module.** In collaborative filtering, the rating matrix  $\mathbf{R}$  is usually very sparse, i.e., more than 95% missing values. To handle the sparse input  $\mathbf{u}_i$  or corrupted  $\tilde{\mathbf{u}}_i$ , DCAE will ignore the effects of the missing part, in both forward stage and backward stage. More specifically, for missing values in  $\mathbf{u}_i$ , the edges of the input layer (a subset of  $W^1$ ) and the edges of the output layer (a subset of  $W^L$ , when training) will be inhibited by zero-masking.

Formally, in the input layer ( $l = 0$ ) and the output layer ( $l = L$ ), there are  $N$  nodes for all items. For hidden layer  $l < L$ , there are  $K_l$  nodes,  $K_l \ll N$ . As shown in Fig. 2, when DCAE first maps the input  $\tilde{\mathbf{u}}_i$  to latent representation  $\mathbf{z}_i^1$ , we only need to forward non-zero  $|\mathcal{R}_i|$  elements of  $\tilde{\mathbf{u}}_i$  with  $W^1$ :

$$\mathbf{z}_i^1 = \phi^1(\mathbf{W}^1 \tilde{\mathbf{u}}_i + \mathbf{b}^1) = \sum_{j \in \mathcal{R}_i} \mathbf{W}_{*,j}^1 \tilde{\mathbf{u}}_{ij}, \quad (3)$$

which reduces the time complexity from  $O(NK_1)$  to  $O(|\mathcal{R}_i|K_1)$ ,  $|\mathcal{R}_i| \ll N$ . For every middle layer, forward and backward procedures follow the same training paradigm of MLP. In the output layer, the latent low-rank representation  $\mathbf{z}_i^{L-1}$  is then decoded back to reconstruct the sparse  $\mathbf{u}_i$  when training or predicting the dense  $\hat{\mathbf{u}}_i$ . Specifically, the recommendation list for user  $i$  is formed by ranking the unrated items in  $\hat{\mathbf{u}}_i$ .

**Sparse Back-propagation Module.** As shown in Fig. 2, errors for unknown ratings are turned to zero before back-propagation, ensuring that missing values do not bring information to DCAE. In other words, no error is back-propagated for missing values via zero-masking. Otherwise, DCAE may learn to predict all 0, since missing values are converted to zero and the rating matrix  $\mathbf{R}$  are quite sparse. Similar to [35], errors for known ratings are reweighted by  $\alpha/\beta$  for prediction/reconstruction errors, since a DAE is used. We also use an empirical loss that can effectively separate the reconstruction and the prediction criteria of DAE, and disregard the loss of unknown values:

$$\begin{aligned} \mathcal{L}_{2,\alpha,\beta}(\mathbf{u}_i, \tilde{\mathbf{u}}_i) &= \frac{\alpha}{|\mathcal{K}(\mathbf{u}_i)|} \left( \sum_{j \in C(\tilde{\mathbf{u}}_i) \cap \mathcal{K}(\mathbf{u}_i)} [nn(\tilde{\mathbf{u}}_i)_j - \mathbf{u}_{ij}]^2 \right) + \\ &\quad \frac{\beta}{|\mathcal{K}(\mathbf{u}_i)|} \left( \sum_{j \notin C(\tilde{\mathbf{u}}_i) \cap \mathcal{K}(\mathbf{u}_i)} [nn(\tilde{\mathbf{u}}_i)_j - \mathbf{u}_{ij}]^2 \right), \end{aligned} \quad (4)$$

where  $\mathcal{K}(\mathbf{u}_i)$  are the indices for known values of  $\mathbf{u}_i$ ,  $C(\tilde{\mathbf{u}}_i)$  are the indices for the corrupted elements of  $\tilde{\mathbf{u}}_i$ . Difference from [35], we divide the original loss by  $|\mathcal{K}(\mathbf{u}_i)|$  (equals to  $|\mathcal{R}_i|$ ) to balance the impact of each user  $i$  on the whole, and actually we set  $\alpha = 1$  and  $\beta = 1$  for all experiments. Finally, we learn the parameters of DCAE by minimizing the following average reconstruction error:

$$\mathcal{L} = \frac{1}{M} \sum_{i=1}^M \mathcal{L}_{2,\alpha,\beta}(\mathbf{u}_i, \tilde{\mathbf{u}}_i) + \frac{\lambda}{2} \|\mathbf{W}^+\|_{Fro}^2, \quad (5)$$

where we use the squared L2 norm as the regularization term to control the model complexity,  $\lambda > 0$  is regularization strength.

During back-propagation, only weights that are connected with observed ratings are updated, which is common in MF and RBM

methods. In practice, we apply Stochastic Gradient Descent (SGD) to learn the parameters. Take  $\frac{\partial \mathcal{L}}{\partial \mathbf{W}_j^L}$ ,  $\frac{\partial \mathcal{L}}{\partial \mathbf{b}_j^L}$  and  $\frac{\partial \mathcal{L}}{\partial \mathbf{z}_i^L}$  as an example:

$$\frac{\partial \mathcal{L}}{\partial \mathbf{W}_j^L} = \frac{\partial \mathcal{L}}{\partial \tilde{\mathbf{u}}_{ij}} \frac{\partial \tilde{\mathbf{u}}_{ij}}{\partial \mathbf{W}_j^L} + \lambda \mathbf{W}_j^L, \quad (6)$$

$$\frac{\partial \mathcal{L}}{\partial \mathbf{b}_j^L} = \frac{\partial \mathcal{L}}{\partial \tilde{\mathbf{u}}_{ij}} \frac{\partial \tilde{\mathbf{u}}_{ij}}{\partial \mathbf{b}_j^L} + \lambda \mathbf{b}_j^L, \quad (7)$$

$$\frac{\partial \mathcal{L}}{\partial \mathbf{z}_i^L} = \sum_{j \in \mathcal{R}_i} \frac{\partial \mathcal{L}}{\partial \tilde{\mathbf{u}}_{ij}} \frac{\partial \tilde{\mathbf{u}}_{ij}}{\partial \mathbf{z}_i^L}. \quad (8)$$

This leads to a scalable iterative algorithm, where one iteration for user  $i$  runs on the order of the number of non-zero entries. The time complexity is reduced from  $O(NK_L)$  to  $O(|\mathcal{R}_i|K_L)$ ,  $|\mathcal{R}_i| \ll N$ .

**Popularity-based Error Reweighting Module.** Similar to [10], we assume that popular items not interacted by the user are more likely to be true negative ones, i.e., missing values on popular items means that the user is not interested with those items. Thus, we propose a novel error reweighting module for implicit DCAE based on item popularity to prevent overfitting. As shown in Fig. 2 (right panel), the item popularity vector is precomputed as  $[0.17, 0.25, 0.33, 0.17, 0.08]$ , and errors for missing places  $v_2$  and  $v_4$  are reweighted by 0.25 and 0.17, respectively. In general, missing values in  $\mathbf{u}_i$  are considered as zero and errors are reweighted by item popularity  $c_j$ :

$$c_j = c_0 \frac{f_j^\omega}{\sum_{k=1}^N f_k^\omega} \quad (9)$$

where  $f_j$  denotes the frequency of item  $j$ :  $|\mathcal{R}_j|/\sum_{k=1}^N |\mathcal{R}_k|$ .  $c_0$  is the weight for predictions on missing values and  $\omega$  controls the importance level of popular items; similar to [10],  $\omega = 0.5$  usually leads to a better result. Based on this assumption, we propose a new loss function for implicit DCAE:

$$\mathcal{L}_2(\mathbf{u}_i, \tilde{\mathbf{u}}_i) = \sum_{j \in \mathcal{K}(\mathbf{u}_i)} [nn(\tilde{\mathbf{u}}_i)_j - \mathbf{u}_i]_j^2 + \sum_{j \notin \mathcal{K}(\mathbf{u}_i)} c_j [nn(\tilde{\mathbf{u}}_i)_j]^2, \quad (10)$$

where we set  $\alpha = 1$ ,  $\beta = 1$ . and not divide the loss by  $|\mathcal{K}(x)|$  since it is whole-based optimization for  $\mathbf{u}_i$ . During back-propagation, the time complexity of one user is  $O(NK_L)$ , which is impractical when the number of items are large. An alternative solution is to build a feature-wise update scheme on the output layer like [5, 10, 44], which will reduced one user complexity to  $O(K_L(K_L + |\mathcal{R}_i|))$ . However, we remain this to future work.

### 3.2 Greedy Layer-wise Training

Learning is difficult in densely-connected multi-layer architectures. Generally, neural networks can be pre-trained using stacks of RBMs, autoencoders or Deep Boltzmann Machines to initialize the model weights to sensible values [1, 12, 20, 28, 39]. Hinton et al. [12] first proposed a greedy, layer-by-layer unsupervised pre-training algorithm to perform hierarchical feature learning. The central idea is to train one layer at a time with unsupervised feature learning and taking the features produced at the previous level as input for the next level. In particular, the layer-wise procedure can also be applied in a purely supervised setting, called the greedy layer-wise supervised pre-training [2], which train each new added top hidden layer as a supervised neural network with target labels

like MLP. However, results of supervised pre-training reported in [2] were not as good as unsupervised one. Nonetheless, in our work, we observe that layer-wise supervised pre-training combined with unsupervised deep feature learning gives the best performance. We now explain how to build a new layer-wise pre-training mechanism for recommendation system, and define:

**Definition 1:** *Shallow Representation(SR)* for user  $i$  is the first layer hidden activation output  $\mathbf{z}_i^1$  with supervised pre-training, where  $\mathbf{z}_i^1 = \phi^1(\mathbf{W}^1 \tilde{\mathbf{u}}_i + \mathbf{b}^1)$ .

**Definition 2:** *Deep Representation(DR)* for user  $i$  is the  $L - 1$  layer hidden activation output  $\mathbf{z}_i^{L-1}$  with unsupervised pre-training using SR, where  $\mathbf{z}_i^{L-1} = \phi^{L-1}(\mathbf{W}^{L-1}(\dots \phi^2(\mathbf{W}^2 \mathbf{z}_i^1 + \mathbf{b}^2) \dots) + \mathbf{b}^{L-1})$ .

**Definition 3:** *Item Representation(V)* for user-based DCAE is the  $L$  layer weight matrix, where  $V = \mathbf{W}^L$ . Similar definition for  $U$  of item-based one.

Following the definitions, the proposed layer-wise pre-training can be divided into three stages: supervised SR learning, unsupervised DR learning and supervised V learning. Here we consider a three-layer DCAE. Formal details are as follows:

**Supervised SR Learning.** To train the weights between denoising input layer and SR layer, we add a decoder layer on top of SR to reconstruct the input, as shown in Fig. 3, stage 1. Formally:

$$\begin{aligned} \mathbf{z}_i^1 &= \phi^1(\mathbf{W}^1 \tilde{\mathbf{u}}_i + \mathbf{b}^1) \\ \mathbf{z}_i^{'1} &= \phi^{'1}(\mathbf{W}^{'1} \mathbf{z}_i^1 + \mathbf{b}^{'1}), \end{aligned} \quad (11)$$

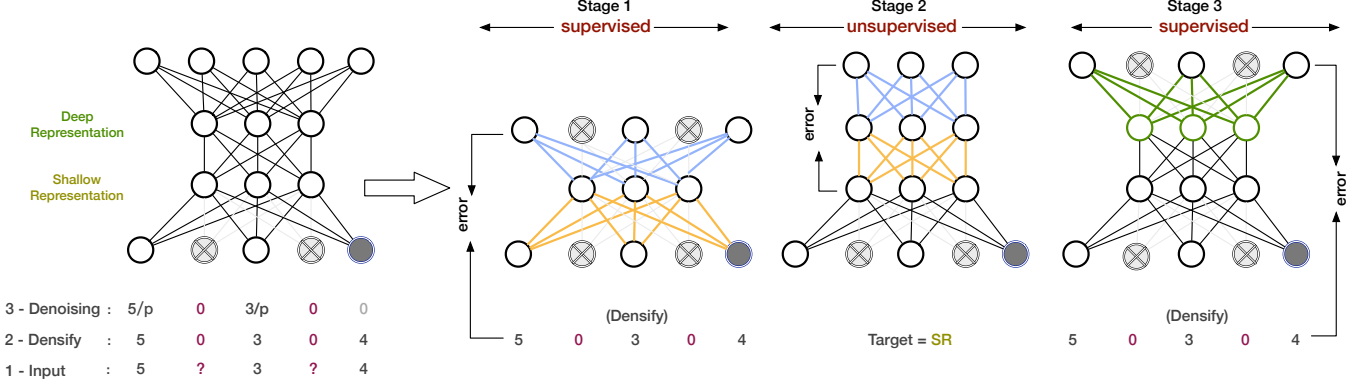
where  $\mathbf{W}^{'1}$ ,  $\mathbf{b}^{'1}$ ,  $\mathbf{z}_i^{'1}$  and  $\phi^{'1}$  are the weight matrix, the bias vector, the activation output and the activation function for the first decoder. Similar notations for the decoder of layer  $l$  are used in the rest of paper. Similarly, we use  $\mathbf{z}_i^{'1} * 2.25 + 2.75$  as estimates  $\tilde{\mathbf{u}}_i$  on the explicit settings.

Different from conventional greedy strategy that performs unsupervised learning (reconstruct  $\tilde{\mathbf{u}}_i$ ), here we use the supervised signal  $\mathbf{u}_i$  to form an encoder-decoder scheme, and minimize the loss function  $\sum_{i=1}^M \mathcal{L}_{2,\alpha,\beta}(\mathbf{z}_i^{'1}, \mathbf{u}_i)/M$  like Eq. (5) to train  $\mathbf{W}^1$ ,  $\mathbf{W}^{'1}$ ,  $\mathbf{b}^1$  and  $\mathbf{b}^{'1}$ . Supervised pre-training in the first layer helps learn a better representation when the input is extremely sparse.

**Unsupervised DR Learning.** After the SR is learned, the weights  $\mathbf{W}^1$  and  $\mathbf{b}^1$  of the first layer are frozen, and the decoder part of SR is removed. Then we add a new hidden layer with its decoder part on top of SR layer to perform unsupervised DR learning, as shown in Fig. 3, stage 2. Similar to the unsupervised training procedure proposed by [12, 39], only the new added top layer is trained. Thus, we can minimize the square loss between SR and corresponding decoder output  $\mathbf{z}^{'2}$  to train  $\mathbf{W}^2$ ,  $\mathbf{W}^{'2}$ ,  $\mathbf{b}^2$  and  $\mathbf{b}^{'2}$ :

$$\arg \min_{\mathbf{W}^2, \mathbf{W}^{'2}, \mathbf{b}^2, \mathbf{b}^{'2}} \frac{1}{MK_1} \sum_{i=1}^M \sum_{k=1}^{K_1} (\mathbf{z}_{ik}^{'2} - \mathbf{z}_{ik}^1)^2, \quad (12)$$

where  $K_1$  is the hidden dimension of SR layer. In Eq. (12), we take average on elements of decoder output vector to ensure learned DR  $\mathbf{z}_i^2$  can effectively reconstruct every hidden factor of distributed SR in  $\mathbf{z}_i^1$ . Furthermore, DR learning can also be implemented by multi-layer autoencoders with unsupervised pre-training.



**Figure 3: Left: A three-layer user-based Deep Collaborative Autoencoder with explicit feedback. Right: Proposed greedy layer-wise training mechanism consists of three-stage learning. In the first two stages, an encoder-decoder paradigm is performed to learn  $SR$  and  $DR$  with corresponding weights. (The encoder part is plotted in orange, the decoder is plotted in blue.) In stage 3, item representation layer ( $V$ , in green) is added on top of  $DR$  to perform supervised training.**

**Supervised V Learning.** In this stage, we perform a supervised pre-training for the top layer (see Fig. 3, green connection of  $V$ ). The main purpose of this stage is to find a better weight initializer for  $V$  to reduce the shrinking between layers caused by back-propagating large top error signal when fine-tuning the whole network. Specifically, after  $DR$  is learned, we fix weights  $W^2$  and  $b^2$  along with  $W^1$ ,  $b^1$  (or formally  $W^{L-1}$ ,  $b^{L-1}$ , ...,  $W^1$ ,  $b^1$ ), and remove the decoder part. However, there is no need for adding a new decoder part in this stage, for the reason  $z_i^L$  is task-related:

$$nn(\tilde{u}_i) = z_i^L = \phi^L(W^L z_i^{L-1} + b^L), \quad (13)$$

where  $L=3$  in this case. Similar to stage 1, supervised signal  $u_i$  is used to train  $V$  and minimize the following average loss function:

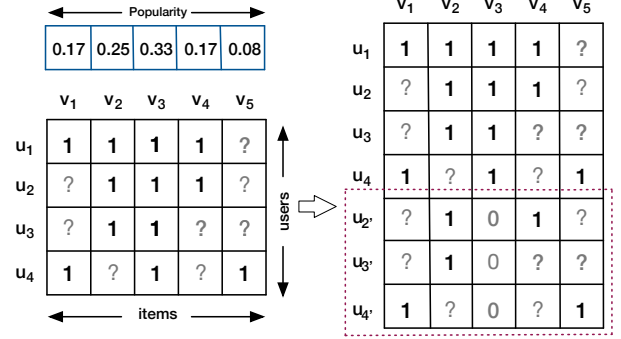
$$\arg \min_{W^L, b^L} \frac{1}{M} \sum_{i=1}^M \mathcal{L}_{2, \alpha, \beta}(nn(\tilde{u}_i), u_i), \quad (14)$$

After layer-by-layer pre-training, the parameters of DCAE are usually initialized close to a fairly good solution (see Sec. 4.2 for details). Finally, we can perform fine-tuning using supervised back-propagation, minimizing the Eq. (5) corresponding to all parameters  $W^+$  to get a better task-related performance.

### 3.3 Sparsity-aware Data Augmentation

Generally, deep architectures have many parameters to learn, which may cause severe overfitting. Implicit DCAE is easier to overfit than the explicit one, since only the observed interactions are provided and the model may learn to predict all ratings as 1. The input denoising module and the error reweighting module in Sec. 3.1 reweight the model input and the output error, respectively. It is empirically observed that these strategies can help find more item correlation patterns and effectively combat overfitting.

Following this way of thinking, data argumentation strategy can be utilized to provide more item correlation patterns directly when data pre-processing. However, unlike the augmentation on images, which enlarges the dataset using label-preserving transformations like image rotation [19, 33], how to select item correlation pattern *without losing the item ranking order of user preferences* is a key



**Figure 4: Sparsity-aware data-augmentation:  $u_2$ ,  $u_3$  and  $u_4$  are augmented when  $\epsilon = 0.8$  and  $p = 0.5$ . The item popularity vector is pre-computed via Eq. (9) when  $\omega = 1$  and  $c_0 = 1$ .**

challenge for the implicit setting, since observed interactions are all represented as 1.

We employ a distinct form of augmentation, called sparsity-aware data-augmentation, which can be regarded as a reweighting procedure on  $u_i$  based on item popularity. The main assumptions include two points: only the users whose ratings are sparse need to be augmented<sup>1</sup>; *less popular items interacted by a user may truly show his/her interest* and should be ranked higher than popular items. Hence, we can drop popular items from  $u_i$  for sparse user  $i$  to construct augmented sample  $u_i'$  and reserve the most relevant item correlation patterns. Fig. 4 shows a toy example, where  $r_{23}$  is dropped from  $u_2$  to construct  $u_2'$ , since  $v_3$  is the most popular one that contributes least on user characterization.

To achieve sparsity-aware data augmentation, a sparsity threshold  $\epsilon$  and a drop ratio  $p$  are used to control the scale of augmented set. The augmentation procedure follows: If  $|\mathcal{R}_i|/N < \epsilon$ , we will augment  $u_i$  and drop the top  $\lfloor |\mathcal{R}_i| * p \rfloor$  popular items to form  $u_i'$ .

<sup>1</sup>We only augment sparse users to reduce the biases caused by denser users that have interacted with more items.

**Table 1: Statistics of datasets**

Dataset	#users	#items	#ratings	sparsity
ML-10M	69,878	10,073	9,945,875	98.59%
Delicious	1,867	69,226	104,799	99.92%
Lastfm	1,892	17,632	92,834	99.72%

## 4 EXPERIMENTS

In this section, we introduce the experiments conducted on three popular real-world datasets, which aims to answer the following questions: (1) How does DCAE perform when comparing with the state-of-the-art approaches on both explicit and implicit settings? (2) How does performance of DCAE vary with model configurations? (3) How does three-stage layer-wise pre-training affect the performance of DCAE? (4) Does the sparsity-aware data augmentation strategy help on the implicit feedback setting?

### 4.1 Experimental Setup

We first describe the datasets used, and then elaborate the two evaluation protocols, including evaluation metrics, compared baselines and parameter settings.

**Datasets.** To demonstrate the effectiveness of our models on both explicit and implicit settings, we used three real-world datasets obtained from MovieLens 10M<sup>2</sup>, Delicious<sup>3</sup> and Lastfm<sup>3</sup>. MovieLens 10M dataset consists of user’s explicit ratings on items on 10-scale from 0.5 to 5 with half-star increments, and each user rated as least 20 movies. Delicious and Lastfm datasets are converted to 0/1 for implicit evaluation. Table 1 summarizes the statistics of datasets.

**Methodology.** We evaluate with two protocols:

- **Explicit protocol.** We use MovieLens 10M dataset and randomly split ratings into 90%-10% train-test datasets. Since ratings are 10-scale, we use Root Mean Square Error (*RMSE*) to evaluate prediction performance [22, 31, 35]. We repeat this procedure 5 times and report the average performance. Besides, *MSE* for DCAE is computed by using couples  $(\mathbf{x}_{te}, \mathbf{x}_{tr})$  of train-test examples:

$$MSE = \frac{1}{|\mathbf{R}_{te}|} \sum_{(\mathbf{x}_{te}, \mathbf{x}_{tr}) \in (\mathbf{X}_{te}, \mathbf{X}_{tr})} \sum_{k \in \mathcal{K}(\mathbf{x}_{te})} [nn(\mathbf{x}_{tr})_k - \mathbf{x}_{te,k}]^2, \quad (15)$$

where  $|\mathbf{R}_{te}|$  is the number of ratings in the test set. For the explicit setting, we compare with the following strong baselines:

- **ALS-WR** [47] is a classic MF model via iteratively optimizing one parameter with others fixed.
- **BiasedMF** [18] incorporates user/item biases to MF, which performs gradient descent to update parameters.
- **SVDFeature** [3] is a machine learning toolkit for feature-based collaborative filtering, which won the KDD Cup for two consecutive years.
- **LLORMA** [22] usually performs best among conventional explicit methods, which relaxes the low-rank assumption of matrix approximation.

- **I-AutoRec** [22] is a one-hidden layer neural network, which encodes sparse item preferences and aims to reconstruct them in the decoder layer.
- **V-CFN** [35] is a state-of-the-art model for explicit feedback, which is based on DAE. This model can be considered as an extension of AutoRec.

In the experiments, we train a 3-layer item-based DCAE for MovieLens 10M dataset, which has two hidden layers with equal hidden factors. We employed hidden factors as 500 unless otherwise noted. Weights of DCAE are initialized using Xavier-initializer [6], and non-linear activation functions in the hidden layers are the hyperbolic tangents. The network is trained via SGD with mini-batch of size 512. Momentum optimizer [36] is used to adapt the step size automatically during the pre-training and fine-tuning procedures, with learning-rate and momentum value set to 0.9 and 0.9, respectively. For regularization, we set weight decay  $\lambda$  to 0.0002 and input corrupted ratio  $q$  to 0.5. Parameter settings for compared baselines are the same in original papers. We compare DCAE with the best results reported in authors’ experiments under the same 90%/10% data splitting procedure.

- **Implicit protocol.** Similar to [10], we adopt the leave-one-out evaluation on Delicious and Lastfm datasets, where the latest interaction of each user is held out for testing and the model is trained on the remaining data. For implicit setting, we mainly focus on top-M recommendation. Thus, Hit Ratio (*HR*) and Normalized Discounted Cumulative Gain (*NDCG*) are adopted for evaluations. Without special mention, we set the cut-off point to 100 for both metrics. The final results reported are the average over all users. We compare with the following top-M recommendation methods:

- **POP** is a non-personalized model that rank items by their popularity. We use the implementation in [27].
- **BPR** [27] samples negative interactions and optimizes the MF model with a pairwise ranking loss.
- **WMF** [13] treats all unobserved interactions as negative instances, weighting them equally via a confidence value  $b$ . Similar to [40], we set  $b = 0.01$  in our experiments.
- **RCD** [5] optimizes a loss function like WMF, with a faster coordinate descent learner.
- **eALS** [10] is a state-of-the-art model for dealing with implicit feedback, weighting all unobserved interactions non-uniformly by the item popularity.

We train a 2-layer user-based DCAE for the two datasets, which has only one hidden layer. The network is trained via Adam optimizer [15] with mini-batch size 128 and learning-rate 0.001. Since it is easier to overfit the training set on the implicit setting, we set input denoising ratio  $q$  and hidden layer dropout ratio to 0.5, and use popularity-based error reweighing and sparsity-aware data augmentation strategies. Similar to [10], we directly set  $c_0$  to 512 and  $\omega$  to 0.4 for both DCAE and eALS. For a fair comparison, we set weight decay  $\lambda$  as 0.01, and use grid search to find the best hidden factors  $K$  in [8, 16, 32, 64, 128] for all methods. We employed hidden factors as 128 for DCAE unless otherwise noted.

<sup>2</sup><https://grouplens.org/datasets/movielens/10m/>

<sup>3</sup><https://grouplens.org/datasets/hetrec-2011/>



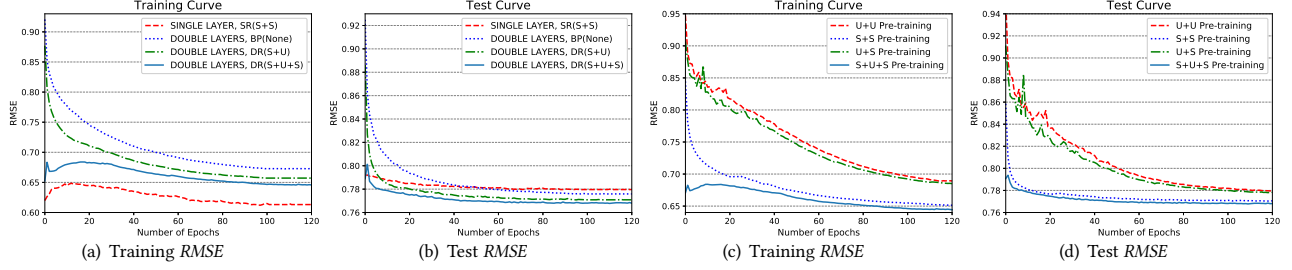


Figure 5: Utility of three-stage pre-training on MovieLens 10M. (a, b) Effect of SR, DR and V pre-training components. (c, d) Performance comparison with layer-wise unsupervised pre-training and layer-wise supervised pre-training strategies.

## 4.2 Explicit Protocol

We first study how the model configurations impact DCAE's performance. Then we demonstrate the effectiveness of three-stage pre-training. Finally we compare with explicit baselines.

### 1) Analysis of DCAE Components

The main components of the proposed DCAE for the explicit setting include the number of hidden layers, the size of hidden factors and the utilization of pre-training or not. Different choices of these components result in different performances. Table 2 shows the performance of DCAE with different configurations, where "SINGLE" means one hidden layer, "+" means usage of our pre-training strategy, and the size of hidden factors is in [200, 300, 400, 500]. Increasing the size of hidden factors is beneficial, especially when DCAE has two hidden layers. It can be observed that DCAE with pre-training performs better than DCAE without pre-training, when a deeper architecture is used.

Table 2: Impact of Model Configurations

Configurations	200	300	400	500
SINGLE	0.791	0.784	0.781	0.779
SINGLE+	0.790	0.783	0.781	0.778
DOUBLE	0.803	0.788	0.780	0.775
DOUBLE+	0.794	0.779	0.771	<b>0.767</b>

### 2) Utility of Pre-training

To demonstrate the utility of three-stage pre-training for DCAE, we conducted two sub-experiments: effectiveness analysis for the SR, DR and V components; performance comparison with conventional layer-wise pre-training strategies. Firstly, we term "U" as "unsupervised" and "S" as "supervised". Thus, "S+U+S" means our proposed three-stage pre-training method, and "S+U" means "supervised + unsupervised" pre-training for the first two layers. Besides, "BP(None)" means DCAE without pre-training. For fair comparison, we set layer-wise pre-training epochs to 20 for each layer of compared strategies.

Fig. 5(a,b) shows the training/test RMSE curves of DCAE on different pre-training configurations, where epoch-0 outputs RMSE after pre-training. From it, we get:

- Compared to "BP(None)", "S+U+S" gets lower RMSE on epoch-0 in both learning and inferring phases, and brings

better generalization after fine-tuning, indicating the usefulness of layer-by-layer pre-training for initializing model weights to a good local minimum.

- "S+U+S" gets better generalization on the test set than one-hidden layer DCAE with "S+S", verifying the necessity of DR to learn high-level representation of the input. Besides, "S+S" performs best on the training set, while gets worst RMSE on the test set, which may be caused by overfitting.
- "S+U+S" performs better than "S+U" at the beginning of learning phase, indicating that V pre-training can keep the top error signal in a reasonable range, and thus reduce weight shrinking in the lower layers when fine-tuning. Moreover, RMSE of "S+U+S" increases slightly at the beginning, which is in accord with the hypothesis of shrinking.

Fig. 5(c,d) compares the performances of 2-hidden layer DCAE with conventional pre-training strategies. From it, we get:

- "U+U" perform worst in both learning and inferring phases, demonstrating that greedy layer-wise unsupervised pre-training can not help DCAE learn a good representation of the input, which may be caused by the sparsity nature of the recommendation problem.
- "S+U+S" outperforms "S+S" at the beginning of learning, and finally get similar generalization power. This shows the effectiveness of greedy layer-wise supervised pre-training. However, since  $M$  and  $N$  are usually large, i.e.,  $M \gg K$  and  $N \gg K$ , supervised pre-training for all layers is time-consuming and space-consuming. Besides, as mentioned before, "S+U+S" can reduce the shrinking of weights.
- Comparing "U+S" with "S+S" and "S+U+S", we can conclude that supervised SR pre-training in the first layer is critical to the performance of DCAE, which may help learn a better representation of the sparse input, i.e., obtain the most relevant task-oriented features.

### 3) Comparisons with Baselines

We employ a two hidden layer DCAE and set hidden factors to 500 for a fair comparison [22, 35]. Table 3 shows the performance of DCAE and several strong baselines on MovieLens 10M dataset, where the results of baselines are taken from original papers under the same 90%/10% data splitting procedure. DCAE without pre-training has already outperformed other baselines, which achieves RMSE of 0.775. This is mainly caused by two reasons: 1) Compared to the strong baseline CFN, DCAE utilizes an input dropout module;

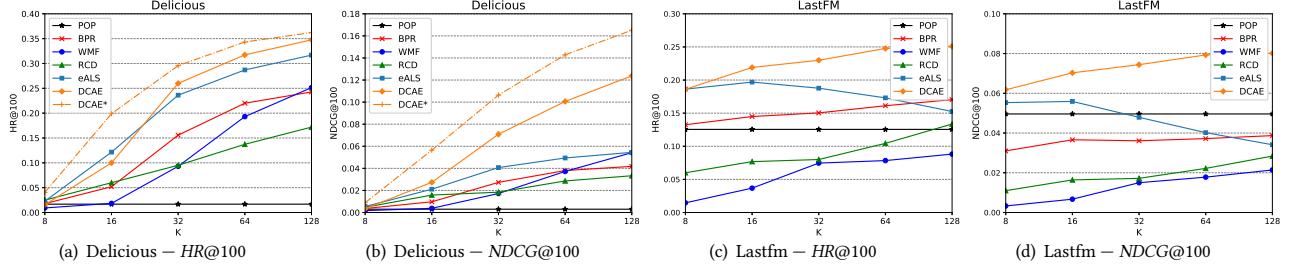


Figure 6: Performance of  $HR@100$  and  $NDCG@100$  w.r.t. the number of hidden factors on the two datasets.

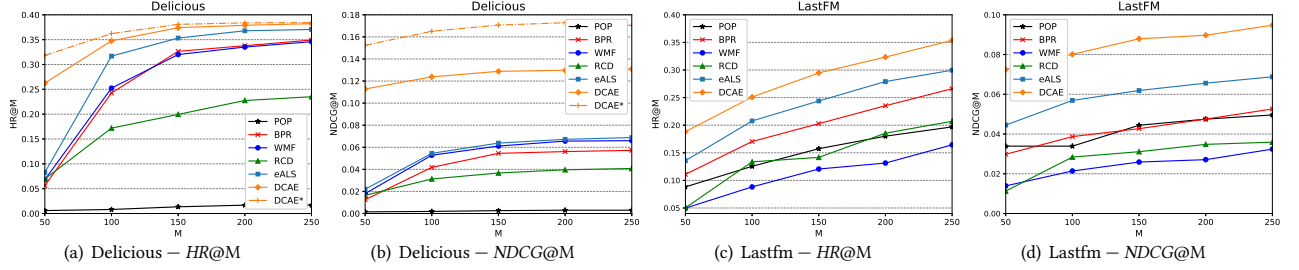


Figure 7: Evaluation of Top-M item recommendation where M ranges from 50 to 250 on the two datasets.

Table 3: Test RMSE on MovieLens 10M (90%/10%).

Algorithms	RMSE
BiasedMF	0.803
ALS-WR	0.795
SVDFeature	0.791
LLORMA	0.782
I-AutoRec	0.782
V-CFN	0.777
DCAE	0.775
DCAE+	<b>0.767</b>

2) DCAE develops a new training objective (Eq. 4) to balance the impacts of users. The performance of DCAE can be further enhanced by using three-stage pre-training strategy, with a test RMSE of 0.767. This demonstrates the effectiveness of our proposed DCAE with deep representation learning.

### 4.3 Implicit Protocol

We first study how the sparsity-aware data-augmentation strategy impacts DCAE’s performance. Then we compare with the several top-M recommendation methods in detail.

#### 1) Utility of Data Augmentation

Fig. 8(a) shows the effect of sparsity threshold  $\epsilon$  and drop ratio  $p$  on Delicious, where  $\epsilon$  ranges from [0.0005, 0.001, 0.005, 0.01, 0.05, 0.1] and  $p$  ranges from [0.2, 0.4, 0.6, 0.8, 1.0]. Noticeably,  $p = 1.0$  means that we drop out all ratings of one user, i.e., we do not use data-augmentation in this case (with a  $NDCG@100$  of 0.121). We can see that DCAE with data-augmentation achieves the best

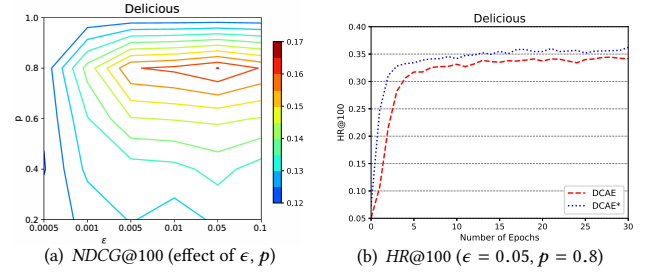


Figure 8: Effect of data augmentation on Delicious ( $K=128$ ).

performance when  $\epsilon = 0.05$  and  $p = 0.8$ , with a  $NDCG@100$  of 0.165. The results indicate that popularity-based rating dropout can preserve the item ranking order and thus improve the top-M performance, which proves the effectiveness of our sparsity-aware data-augmentation idea.

We then study the performance of DCAE on  $HR@100$  metric, where "DCAE\*" means that DCAE with data-augmentation, and  $\epsilon = 0.05$  and  $p = 0.8$ . As shown in Fig. 8(b), we can see that data augmentation strategy can speed up convergence at the beginning of learning and finally get a better  $HR@100$ , since more item correlation patterns are provided. Besides, the relative improvement on  $NDCG@100$  (36.4%) is much larger than on  $HR@100$  (4.2%). This demonstrates that our proposed sparsity-aware data-augmentation strategy is better for precision-based metrics, since item ranking order can be effectively preserved.

#### 2) Comparisons with Baselines



Fig. 6 shows the performance of  $HR@100$  and  $NDCG@100$  on two implicit datasets with respect to the number of hidden factors  $K$ . First, we can see that, with the increase of  $K$ , the performances of most models are greatly improved. This is because a larger  $K$  generally enlarge the model capacity. However, large factors may cause overfitting and degrade the test performance, e.g., eALS on Lastfm. Second, our model DCAE achieves the best performance on both datasets, significantly outperforming the state-of-the-art methods eALS and BPR. Specifically, the average improvements of DCAE\* over other models<sup>4</sup> are 166.1%, 481.6%, 249.0%, 181.5%, 164.6% when  $K=8, 16, 32, 64, 128$  on Delicious, which is due to the high non-linear expressiveness of the neural network architecture and the effectiveness of our sparsity-aware data-augmentation strategy. On Lastfm dataset, we do not plot the results of DCAE\*, since the performance of DCAE\* is similar to DCAE. We notice that there are two significant differences on two implicit datasets: 1) Lastfm is denser than Delicious; 2) Users of Lastfm are more preferred to listen the *popular* artists, which can be observed from the excellent performance of POP method on Lastfm dataset. Thus, data-augmentation via popularity-based rating dropout may not work on Lastfm. Specifically, the average improvements of DCAE over other models are 471.1%, 267.3%, 170.0%, 157.9%, 135.3% when  $K=8, 16, 32, 64, 128$  on Lastfm.

Fig. 7 shows the performance of Top- $M$  recommendation, where  $K$  is set to the best value for each model. As can be seen, eALS is a strong baseline which beats BPR, WMF and RCD for all  $M$ , which is consistent with the results of [10]. Further, DCAE\* and DCAE consistently outperforms eALS for every ranking position  $M$ , with the relative improvements of 438.9%, 108.6%, 87.7%, 80.7%, 75.7% when  $M=50, 100, 150, 200, 250$  on Delicious, and 50.8%, 30.8%, 31.4%, 26.3%, 27.9% on Lastfm. Generally, the smaller  $M$  is, the bigger improvement of DCAE against eALS, indicating the reliability of DCAE on top- $M$  recommendation.

## 5 RELATED WORK

In recent years, deep learning models have shown great potential for learning high-level representations and yielded state-of-the-art performance in computer vision [8, 19], speech recognition [11] and natural language processing [37] applications. Currently, deep learning based recommender systems have gained significant attention. In this section, we review the existing deep learning based recommendation models in two groups, including integration models and neural network models [46].

Integration models primarily use deep neural networks to extract the hidden features of auxiliary information, such as item descriptions [14, 41], user profiles [23] and knowledge bases [45]. The features are then integrated into the CF framework such as PMF [25] to perform hybrid recommendation, which can deal with the cold-start problem and alleviate data-sparsity. On article recommendation, [41, 42] integrates bayesian SDAE or Recurrent Neural Networks (RNN) into the hybrid model Collaborative Topic Regression (CTR) [40] to further improve its performance. Recently, Google proposed a Wide & Deep learning

model for App recommendation [4], where the deep component (MLP) is used for feature embeddings. Although integration models involve both deep learning and CF, they actually belong to MF-based CF models because they use inner-product to model rating information. Different from integration models, our DCAE is a generic framework for CF and can effectively model the highly complex interaction function via its non-linear expressiveness.

Neural network models directly learn the interaction function from data. Due to the effectiveness of deep components, neural network models are able to discover the non-linear hidden user-item relationships [21, 35]. Restricted Boltzmann Machine (RBM) for CF [29] is the early pioneer work that applies neural networks to recommender systems. Recently, autoencoders have become a popular building block for neural network models [31, 35, 43]. For example, [35] proposes CFN that achieves the state-of-the-art performance for explicit feedback, while [43] proposes CDAE<sup>5</sup> for implicit feedback via sampling unobserved interactions as negative feedback. Distinct from CFN and CDAE, our proposed DCAE can work on both explicit and implicit settings, and thanks to the effectiveness of three-stage pre-training mechanism, DCAE with deeper architectures is more powerful and expressive. Furthermore, popularity-based error reweighting and sparsity-aware data-augmentation strategies greatly enhance the predictive performance of DCAE.

## 6 CONCLUSIONS AND FUTURE WORK

In this paper, we explore the deep neural network for recommender system, and present a new framework named DCAE for both explicit feedback and implicit feedback. Contrary to other attempts with neural networks, we develop a three-stage pre-training mechanism to initialize the deep architecture. For implicit feedback, we further propose an error reweighting module based on item popularity and a sparsity-aware data-augmentation strategy based on the sparse nature of user preferences to prevent overfitting. We conduct a comprehensive set of experiments to study how the pre-training components ( $SR, DR, V$ ) and the sparsity-aware data-augmentation impact the predictive performance of DCAE, verifying the effectiveness of our ideas. We also compare DCAE with several state-of-the-art methods on both explicit protocol and implicit protocol, and the results show that DCAE consistently outperform other methods by a large margin.

In future, we will deal with the cold-start problem and explore how to incorporate auxiliary information, e.g., item descriptions, user contexts and social relations. Another promising direction is to explore the potential of other neural network structures for recommendation, and study the effectiveness of neural-network based methods when an online protocol is used [10]. Besides, it is important to design an interpretative deep model that can explicitly capture changes in user interest or item properties.

## REFERENCES

- [1] Y. Bengio, A. Courville, and P. Vincent. Representation learning: A review and new perspectives. *IEEE transactions on pattern analysis and machine intelligence*, 35(8):1798–1828, 2013.

<sup>4</sup>We compute the relative improvements on both  $HR@100$  and  $NDCG@100$  metrics for all models except POP, since POP method do not work on Delicious dataset. We report the average over all models and metrics.

<sup>5</sup>Since DCAE performs whole-based optimization and shows superior performance over the sample-based CDAE, we do not report CDAE’s performance in Sec. 4.3.

- [2] Y. Bengio, P. Lamblin, D. Popovici, and H. Larochelle. Greedy layer-wise training of deep networks. In *Advances in neural information processing systems*, pages 153–160, 2007.
- [3] T. Chen, W. Zhang, Q. Lu, K. Chen, Z. Zheng, and Y. Yu. Svdfeature: a toolkit for feature-based collaborative filtering. *Journal of Machine Learning Research*, 13(Dec):3619–3622, 2012.
- [4] H.-T. Cheng, L. Koc, J. Harmsen, T. Shaked, T. Chandra, H. Aradhye, G. Anderson, G. Corrado, W. Chai, M. Isipir, et al. Wide & deep learning for recommender systems. In *Proceedings of the 1st Workshop on Deep Learning for Recommender Systems*, pages 7–10. ACM, 2016.
- [5] R. Devooght, N. Kourtellis, and A. Mantrach. Dynamic matrix factorization with priors on unknown values. In *Proceedings of the 21th ACM SIGKDD international conference on knowledge discovery and data mining*, pages 189–198. ACM, 2015.
- [6] X. Glorot and Y. Bengio. Understanding the difficulty of training deep feedforward neural networks. In *Proceedings of the Thirteenth International Conference on Artificial Intelligence and Statistics*, pages 249–256, 2010.
- [7] C. A. Gomez-Urbe and N. Hunt. The netflix recommender system: Algorithms, business value, and innovation. *Acm Transactions on Management Information Systems*, 6(4):13, 2016.
- [8] K. He, X. Zhang, S. Ren, and J. Sun. Deep residual learning for image recognition. In *Proceedings of the IEEE conference on computer vision and pattern recognition*, pages 770–778, 2016.
- [9] X. He, L. Liao, H. Zhang, L. Nie, X. Hu, and T.-S. Chua. Neural collaborative filtering. In *Proceedings of the 26th International Conference on World Wide Web*, pages 173–182. International World Wide Web Conferences Steering Committee, 2017.
- [10] X. He, H. Zhang, M.-Y. Kan, and T.-S. Chua. Fast matrix factorization for online recommendation with implicit feedback. In *Proceedings of the 39th International ACM SIGIR conference on Research and Development in Information Retrieval*, pages 549–558. ACM, 2016.
- [11] G. Hinton, L. Deng, D. Yu, G. E. Dahl, A.-r. Mohamed, N. Jaitly, A. Senior, V. Vanhoucke, P. Nguyen, T. N. Sainath, et al. Deep neural networks for acoustic modeling in speech recognition: The shared views of four research groups. *IEEE Signal Processing Magazine*, 29(6):82–97, 2012.
- [12] G. E. Hinton and R. R. Salakhutdinov. Reducing the dimensionality of data with neural networks. *science*, 313(5786):504–507, 2006.
- [13] Y. Hu, Y. Koren, and C. Volinsky. Collaborative filtering for implicit feedback datasets. In *Data Mining, 2008. ICDM’08. Eighth IEEE International Conference on*, pages 263–272. Ieee, 2008.
- [14] D. Kim, C. Park, J. Oh, S. Lee, and H. Yu. Convolutional matrix factorization for document context-aware recommendation. In *Proceedings of the 10th ACM Conference on Recommender Systems*, pages 233–240. ACM, 2016.
- [15] D. Kingma and J. Ba. Adam: A method for stochastic optimization. *arXiv preprint arXiv:1412.6980*, 2014.
- [16] Y. Koren. Factorization meets the neighborhood: a multifaceted collaborative filtering model. In *Proceedings of the 14th ACM SIGKDD international conference on Knowledge discovery and data mining*, pages 426–434. ACM, 2008.
- [17] Y. Koren. Collaborative filtering with temporal dynamics. *Communications of the ACM*, 53(4):89–97, 2010.
- [18] Y. Koren, R. Bell, and C. Volinsky. Matrix factorization techniques for recommender systems. *Computer*, 42(8), 2009.
- [19] A. Krizhevsky, I. Sutskever, and G. E. Hinton. Imagenet classification with deep convolutional neural networks. In *Advances in neural information processing systems*, pages 1097–1105, 2012.
- [20] N. Le Roux and Y. Bengio. Representational power of restricted boltzmann machines and deep belief networks. *Neural computation*, 20(6):1631–1649, 2008.
- [21] Y. LeCun, Y. Bengio, and G. Hinton. Deep learning. *Nature*, 521(7553):436–444, 2015.
- [22] J. Lee, S. Kim, G. Lebanon, and Y. Singer. Local low-rank matrix approximation. In *International Conference on Machine Learning*, pages 82–90, 2013.
- [23] S. Li, J. Kawale, and Y. Fu. Deep collaborative filtering via marginalized denoising auto-encoder. In *Proceedings of the 24th ACM International Conference on Information and Knowledge Management*, pages 811–820. ACM, 2015.
- [24] J. McAuley and J. Leskovec. Hidden factors and hidden topics: understanding rating dimensions with review text. In *Proceedings of the 7th ACM conference on Recommender systems*, pages 165–172. ACM, 2013.
- [25] A. Mnih and R. R. Salakhutdinov. Probabilistic matrix factorization. In *Advances in neural information processing systems*, pages 1257–1264, 2008.
- [26] R. Pan, Y. Zhou, B. Cao, N. N. Liu, R. Lukose, M. Scholz, and Q. Yang. One-class collaborative filtering. In *Data Mining, 2008. ICDM’08. Eighth IEEE International Conference on*, pages 502–511. IEEE, 2008.
- [27] S. Rendle, C. Freudenthaler, Z. Gantner, and L. Schmidt-Thieme. Bpr: Bayesian personalized ranking from implicit feedback. In *Proceedings of the twenty-fifth conference on uncertainty in artificial intelligence*, pages 452–461. AUAI Press, 2009.
- [28] R. Salakhutdinov and G. Hinton. Deep boltzmann machines. In *Artificial Intelligence and Statistics*, pages 448–455, 2009.
- [29] R. Salakhutdinov, A. Mnih, and G. Hinton. Restricted boltzmann machines for collaborative filtering. In *Proceedings of the 24th international conference on Machine learning*, pages 791–798. ACM, 2007.
- [30] B. Sarwar, G. Karypis, J. Konstan, and J. Riedl. Item-based collaborative filtering recommendation algorithms. In *Proceedings of the 10th international conference on World Wide Web*, pages 285–295, 2001.
- [31] S. Sedhain, A. K. Menon, S. Sanner, and L. Xie. Autorec: Autoencoders meet collaborative filtering. In *Proceedings of the 24th International Conference on World Wide Web*, pages 111–112. ACM, 2015.
- [32] Y. Shi, M. Larson, and A. Hanjalic. Collaborative filtering beyond the user-item matrix: A survey of the state of the art and future challenges. *ACM Computing Surveys (CSUR)*, 47(1):3, 2014.
- [33] P. Simard, D. Steinkraus, and J. Platt. Best practices for convolutional neural networks applied to visual document analysis. In *Document Analysis and Recognition, 2003. Proceedings. Seventh International Conference on*, pages 958–963. IEEE, 2003.
- [34] N. Srivastava, G. E. Hinton, A. Krizhevsky, I. Sutskever, and R. Salakhutdinov. Dropout: a simple way to prevent neural networks from overfitting. *Journal of machine learning research*, 15(1):1929–1958, 2014.
- [35] F. Strub, J. Mary, and R. Gaudel. Hybrid collaborative filtering with autoencoders. *arXiv preprint arXiv:1603.00806*, 2016.
- [36] I. Sutskever, J. Martens, G. Dahl, and G. Hinton. On the importance of initialization and momentum in deep learning. In *International conference on machine learning*, pages 1139–1147, 2013.
- [37] I. Sutskever, O. Vinyals, and Q. V. Le. Sequence to sequence learning with neural networks. In *Advances in neural information processing systems*, pages 3104–3112, 2014.
- [38] P. Vincent, H. Larochelle, Y. Bengio, and P.-A. Manzagol. Extracting and composing robust features with denoising autoencoders. In *Proceedings of the 25th international conference on Machine learning*, pages 1096–1103. ACM, 2008.
- [39] P. Vincent, H. Larochelle, I. Lajoie, Y. Bengio, and P.-A. Manzagol. Stacked denoising autoencoders: Learning useful representations in a deep network with a local denoising criterion. *Journal of Machine Learning Research*, 11(Dec):3371–3408, 2010.
- [40] C. Wang and D. M. Blei. Collaborative topic modeling for recommending scientific articles. In *Proceedings of the 17th ACM SIGKDD international conference on Knowledge discovery and data mining*, pages 448–456. ACM, 2011.
- [41] H. Wang, N. Wang, and D.-Y. Yeung. Collaborative deep learning for recommender systems. In *Proceedings of the 21th ACM SIGKDD International Conference on Knowledge Discovery and Data Mining*, pages 1235–1244. ACM, 2015.
- [42] H. Wang, S. Xingjian, and D.-Y. Yeung. Collaborative recurrent autoencoder: Recommend while learning to fill in the blanks. In *Advances in Neural Information Processing Systems*, pages 415–423, 2016.
- [43] Y. Wu, C. DuBois, A. X. Zheng, and M. Ester. Collaborative denoising autoencoders for top-n recommender systems. In *Proceedings of the Ninth ACM International Conference on Web Search and Data Mining*, pages 153–162. ACM, 2016.
- [44] H.-F. Yu, C.-J. Hsieh, S. Si, and I. Dhillon. Scalable coordinate descent approaches to parallel matrix factorization for recommender systems. In *Data Mining (ICDM), 2012 IEEE 12th International Conference on*, pages 765–774. IEEE, 2012.
- [45] F. Zhang, N. J. Yuan, D. Lian, X. Xie, and W.-Y. Ma. Collaborative knowledge base embedding for recommender systems. In *Proceedings of the 22nd ACM SIGKDD international conference on knowledge discovery and data mining*, pages 353–362. ACM, 2016.
- [46] S. Zhang, L. Yao, and A. Sun. Deep learning based recommender system: A survey and new perspectives. *arXiv preprint arXiv:1707.07435*, 2017.
- [47] Y. Zhou, D. Wilkinson, R. Schreiber, and R. Pan. Large-scale parallel collaborative filtering for the netflix prize. *Lecture Notes in Computer Science*, 5034:337–348, 2008.