

# EVIDENCE THAT THE PLANETARY CANDIDATE CVSO30C IS A BACKGROUND STAR FROM OPTICAL, SEEING-LIMITED DATA

CHIEN-HSIU LEE (李見修)<sup>1</sup> AND PO-SHIH CHIANG (姜博識)<sup>2</sup>

<sup>1</sup>*Subaru Telescope, NAOJ, 650 North Aohoku Place, Hilo, HI 96720, USA*

<sup>2</sup>*Graduate Institute of Astronomy, National Central University, No. 300, Zhongda Rd., Zhongli District, Taoyuan City, Taiwan*

(Received July 14, 2021; Revised xxx xx, 2017; Accepted xxx xx, 201x)

Submitted to ApJL

## ABSTRACT

We report serendipitous optical imaging of CVSO30c, an exoplanet candidate associated with the pre-main sequence T Tauri star CVSO30 resides in the 25 Ori stellar cluster. We perform PSF modeling on our seeing limited optical image to remove the lights from the host star (CVSO30), allowing us to extract photometry of CVSO30c to be  $g = 23.2 \pm 0.2$  (statistic)  $\pm 0.1$  (systematic) and  $r = 21.5 \pm 0.1$  (statistic)  $\pm 0.1$  (systematic) magnitudes, respectively. This is 170 and 80 times too bright in the g and r-band, respectively, if CVSO30c were an L0 substellar object as suggested by previous studies. The optical/infrared colors of CVSO 30c are indicative of a stellar, not substellar object, while the object's color-magnitude diagram position is strikingly inconsistent with expected values for a low mass member of 25 Ori. Broad-band photometry for CVSO30c is instead better fit by contaminants such as a background K3 giant or M subdwarf. Our study demonstrates that optical seeing limited data can help clarify the nature of candidate wide separation planet-mass companions in young star-forming regions.

*Keywords:* stars: pre-main sequence — planetary systems — planets and satellites: atmospheres — planets and satellites: detection

## 1. INTRODUCTION

CVSO30 (or PTFO 8-8695 [van Eyken et al. 2012](#)) is an intriguing candidate exoplanet system in several aspects. First of all, it resides in the nearby and young stellar group 25 Orionis ([Briceño et al. 2007](#)). The 25 Ori stellar group has nearly 200 low-mass PMS (confirmed photometrically and kinematically) within 1 degree of the bright B star 25 Ori in the Orion OB1a sub-association located at  $\sim 330$  pc. With an age of  $\sim 7$  Myr, 25 Ori stellar cluster is of special interests to exoplanet studies. This is because pre-main-sequence (PMS) stars, especially with an age of 10 Myr, play essential roles in our understanding of the formation and evolution of proto-planetary disks, and planet formation process.

Follow-ups of the 25 Ori group have been carried out by Young Exoplanet Transit Initiative (YETI, [Neuhäuser et al. 2011](#)) and Palomar Transient Factory (PTF) by [van Eyken et al. \(2011\)](#), leading to the discovery of an exoplanet candidate CVSO30b. This is a 3-4 Jovian mass exoplanet candidate transiting a M3 T Tauri star CVSO30 ([van Eyken et al. 2012](#)) with a period of 0.45 days and a separation of 0.008 AU. In addition, high contrast near-infrared direct imaging with AO also yielded another 4.7 Jovian mass exoplanet candidate, CVSO30c, associated with the same host star at a separation of 662 AU ([Schmidt et al. 2016](#)). If both CVSO30b and CVSO30c turned out to be true exoplanets, they can provide insight on the formation of exoplanets at wide separation. This is because wide separation exoplanets are difficult to be reconciled with the core accretion formation mechanism, and require planet-planet scattering mechanism to explain their wide separation. One prediction from the planet-planet scattering is that while one exoplanet is scattered to a wide separation, there will be another exoplanet in the same system to migrate to very close-in orbits. The existence of a close-in exoplanet CVSO30b, and a wide separation exoplanet CVSO30c seems to match the planet-planet scattering scenario.

However, there have been challenges to the exoplanet nature of CVSO30b ([Yu et al. 2015](#)). Further simultaneous multi-band observations of CVSO30b by [Onitsuka et al. \(2017\)](#) also contradicted the exoplanet nature, suggesting an origin of circumstellar dust clump instead. On the other hand, the exoplanet nature of CVSO30c also needs to be examined. Here we report a serendipitous detection of CVSO30c in the optical band under seeing-limited conditions. This serendipitous optical imaging contradicts the exoplanetary candidacy as suggested by [Schmidt et al. \(2016\)](#). Our paper is organized as follows: We describe our observations and data reduction in section 2. We present our analysis and results, including several tests on the exoplanet candidacy of CVSO30c using empirical colors of substellar objects, color magnitude diagram, and synthetic spectra of substellar objects in section 3. We discuss and conclude our results in section 4.

## 2. OBSERVATION AND DATA REDUCTION


We performed high cadence time-series photometry monitoring of CVSO30 with the 3.5m WIYN telescope<sup>1</sup> at Kitt Peak National Observatory in Arizona, USA. The observations were carried out by the One Degree Imager with the  $48' \times 40'$  field of view and a pixel scale of  $0.11''/\text{pixel}$ <sup>2</sup>. The observations were conducted on the nights of February 3rd and 4th, 2017, through the NASA funded NOAO-WIYN observation program NN-Explore (PI: Lee, ID: 2017-0111). These data were acquired with the goal of detecting the transit of CVSO 30 b in two filters (g and r-band) to better assess whether or not the object is a planet. After observations, the data are reduced in a standard manner. The One Degree Imager Pipeline, Portal, and Archive (ODI-PPA [Gopu et al. 2014](#)) performed bias subtraction, dark subtraction, flat fielding, and bad pixel masking. ODI-PPA further aligned each of the individual exposures astrometrically, and calibrated the photometry using nearby SDSS standard star field observations.

During the photometric monitoring campaign, we noticed traces of a faint object close to the host star CVSO30 in images with seeing  $< 0.8''$  in both Sloan g- and r-band images. To further strengthen our detection, we stacked several exposures using SWarp ([Bertin et al. 2002](#)) to increase the signal-to-noise ratio. This includes  $3 \times 120$ -sec exposures in the g-band with on-chip seeing of  $0.72$ - $0.73''$  and  $6 \times 60$ -sec exposures in the r-band with on-chip seeing of  $0.75$ - $0.79''$ , respectively. The estimated precision of image registering is  $0.03''$  and  $0.04''$  for g, and r-band, respectively. As the zero-point magnitudes of each individual exposure is different, we calibrate the stacked images photometrically using the Pan-STARRS Data Release 1<sup>3</sup> ([Chambers et al. 2016](#)). We only used bright ( $g < 20$  mag and  $r < 21$  mag), isolated

<sup>1</sup> The WIYN Observatory is a joint facility of the University of Wisconsin-Madison, Indiana University, the National Optical Astronomy Observatory and the University of Missouri.

<sup>2</sup> <https://www.noao.edu/wiyn/ODI/>

<sup>3</sup> <https://panstarrs.stsci.edu>



**Figure 1.** Optical imaging of CVSO30c (North is up and East is to the left). Left panel: stacked images, where CVSO30c can be seen as a small blob right next to the host star. Right panel: residual images after subtracting the host star with PSF modeling. CVSO30c is indicated by the red marker.

stars for our calibration. During the photometric calibration, we found a systematic error at the level of 0.1 mag in both g and r-band.

After stacking, we also model and remove the host star’s light with a point spread function (PSF). The PSF was constructed using bright and isolated stars in the stacked images using the IRAF routine *psf*. With the PSF in hand, we then used GALFIT (Peng et al. 2002, 2010) to subtract the host star’s flux, yielding to a clear detection of this faint object (as shown in Fig. 1). We then obtained optical photometry of this faint object from the stacked images using SExtractor (Bertin & Arnouts 1996), deriving  $g = 23.2 \pm 0.2$  (statistic)  $\pm 0.1$  (systematic) and  $r = 21.5 \pm 0.1$  (statistic)  $\pm 0.1$  (systematic) magnitudes. We note that Schmidt et al. (2016) also carried out z-band observations using lucky image technique with AstraLux onboard the Calar Alto 2.2m telescope. While they did not detect CVSO30c with AstraLux, they were able to constrain an upper limit of 20.5 mag in z-band. This is consistent with our faint detection in the g- and r-bands.

Finally, we measured the separation of this faint object to the star CVSO30 to be  $1.83'' \pm 0.04''$ , with a position angle of  $71.6 \pm 0.8$  degrees (East from North). We note that the imager has a north position angle uncertainty of  $\sim 0.26$  degrees. The separation and positional angle of this object in the optical are in good agreement with the separation of  $\sim 1.85''$  and the position angle of  $\sim 70$  degrees from Schmidt et al. (2016), hence confirmed this optically faint object is indeed CVSO30c.

### 3. RESULTS

With the optical photometry, we can test whether the exoplanetary candidacy of CVSO30c holds. First of all, Schmidt et al. (2016) reported that this object is a young and substellar, with a spectral type later than L0. For comparison, we check other known substellar objects with similar spectral type and age. ROXs 42B, for example, has an effective temperature of  $\sim 2,000$  K, a spectral type of  $L0 \pm 1$ , and a low gravity due to its youth. Another

case is  $\beta$  Pic b, which has an effective temperature of 1,600-1,700 K, a spectral type of L3 or later, and also a low gravity due to its youth. In addition, young, low gravity L and L/T transition objects have redder colors than their field counterparts. Therefore, the comparison to L0 is a best-case scenario for CVSO30c being a planet. The intrinsic optical and infrared colors of objects as late as L0 are well known and described in Kraus & Hillenbrand (2007). The predicted g-J and r-J colors are 9.2 and 6.7 magnitudes. According to Schmidt et al. (2016), CVSO30c has J=19.6 mag; assuming the object is an L0 substellar object, it should be fainter than g=28.8 and r=26.3 magnitudes. However, given our measurement of CVSO30c, it is 180 (in g) and 70 (in r) times brighter than an L0 objects, as suggested by Schmidt et al. (2016).

Secondly, we can also check whether CVSO30c resides in the 25 Ori stellar cluster using color magnitude diagram, by combining the optical photometry presented here and the infrared photometry in Schmidt et al. (2016). Downes et al. (2014) have identified 77 low mass members of the 25 Ori stellar cluster spectroscopically. Their members all follow a well-defined 7 Myr isochrone from Baraffe et al. (1998) on the I vs. I-J color magnitude diagram. We cross matched the catalogue by Downes et al. (2014) with the PS1 DR1 catalog (Chambers et al. 2016) to retrieve g and r magnitudes of the cluster members.

In addition to Downes et al. (2014), Suárez et al. (2017) also reported 50 low mass members (including their positions and SDSS photometry) in the 25 Ori stellar group and Orion OB1a sub-association, which are all co-distant at  $338 \pm 66$  pc. Color-magnitude diagrams clarify whether CVSO30c is consistent with being a low-mass member of 25 Ori. As shown in Fig. 2, CVSO30c is strikingly inconsistent with the color-magnitude diagram position expected for a low-mass member of 25 Ori.

Further more, we can examine whether the SED of CVSO30c fits an L0 substellar object as suggested by Schmidt et al. (2016). From the Phoenix Web Simulator<sup>4</sup>, we retrieved the synthetic spectrum of an object with  $\log g = 3.5$  and effective temperature of 1,600 K, as suggested by Schmidt et al. (2016). For comparison, we scaled the synthetic spectrum to match the infrared photometry, as shown in Fig. 3. The results indicate that while we can match the synthetic spectrum to the infrared photometry, the optical photometry does not follow the synthetic spectrum, and is off by 5 magnitudes in both the g and r-band. This suggests that the optical photometry of CVSO30c is in tension with the exoplanetary scenario.

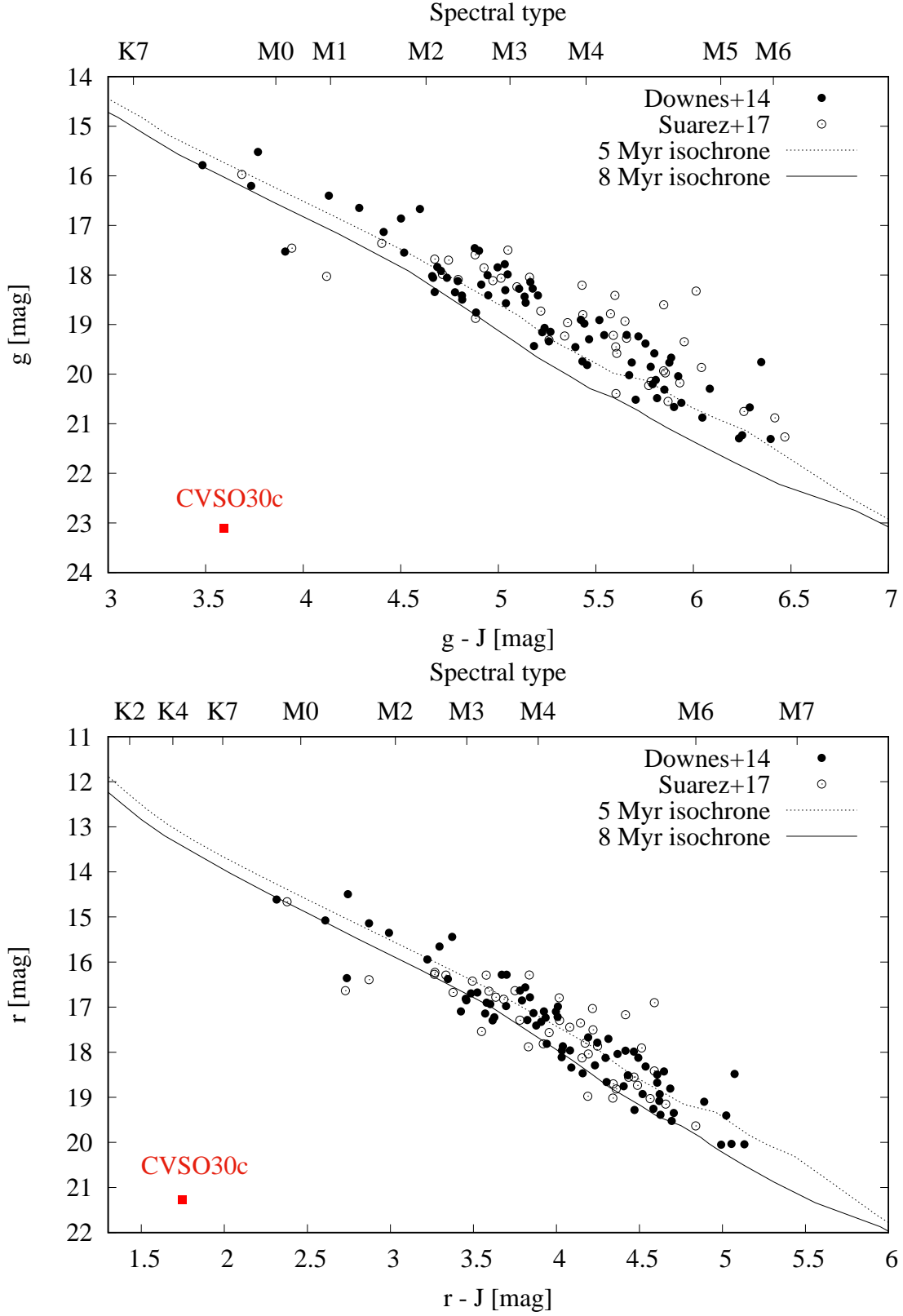
#### 4. DISCUSSION AND CONCLUSION

To summarize, our serendipitous optical detection and analysis of CVSO30c provides evidence against the object being a directly-imaged planetary companion as proposed by Schmidt et al. (2016). Its optical/infrared color disagrees with values expected for an L0 or later substellar object from the SED library of Kraus & Hillenbrand (2007). Furthermore, the optical/infrared color-magnitude diagram position of CVSO30c is strongly inconsistent with the locus of spectroscopically confirmed low mass 25 Ori members and with theoretical isochrones appropriate for young stars and substellar objects. Finally, CVSO30c's broadband photometry strongly disagrees with the synthetic spectrum of a low gravity L0 model atmosphere from the BT-Settl grid.

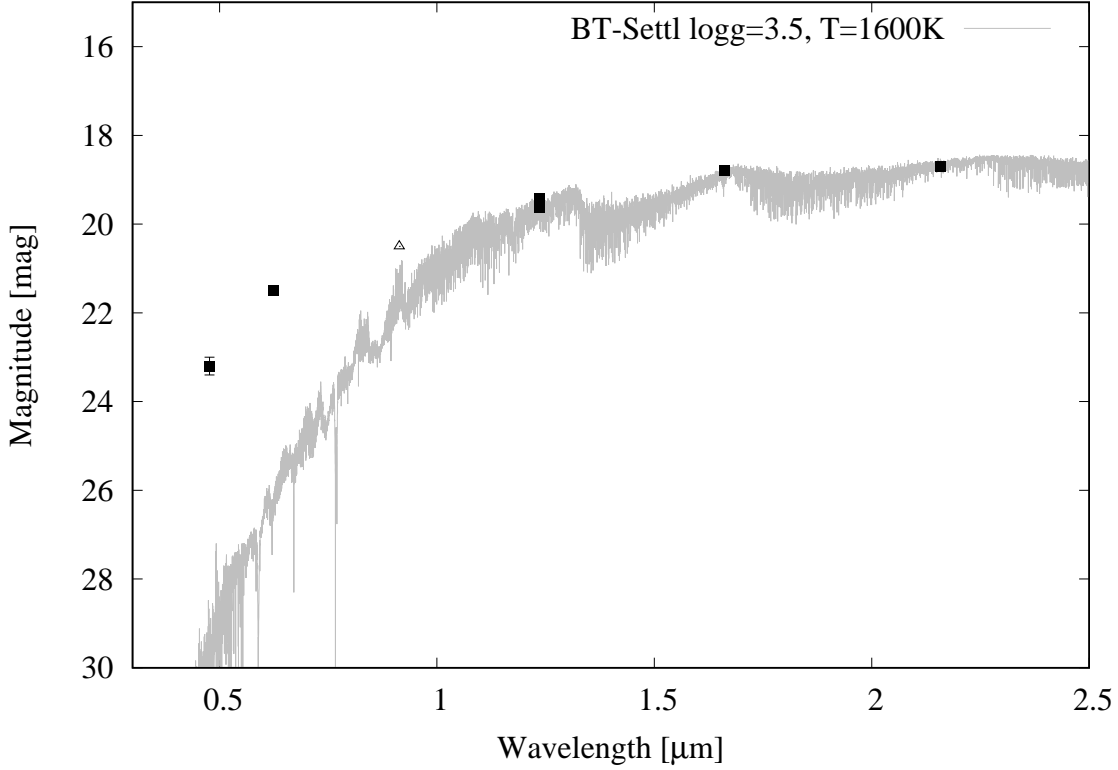
Given the optical detection, it is intriguing to understand the inconsistency between our analysis and that from Schmidt et al. (2016). First of all, Schmidt et al. (2016) argued that the z' non-detection ruled out objects hotter than 3,300 K. However, consulting to the intrinsic colors of stellar objects compiled by Kraus & Hillenbrand (2007), we can see that the optical and infrared colors by Schmidt et al. (2016) can only rule out objects with spectral type of K2 or earlier, i.e.  $T_{eff} > 5,000$  K. This then allows objects with effective temperatures of 3,300 to 5,000 K as possible contaminants, which are not considered in Schmidt et al. (2016). Yet from our r-J colors the CVSO30c seems reasonable well matched to a K5-M0 star (as shown in Fig. 2. Secondly, while Schmidt et al. (2016) argued that their IR data analysis rules out a background star, they did not fully explore the range of background objects. For example, the giants they considered are all later than M4.5. In fact, when we compare the broad-band photometry with a wide variety of spectral types, we found that CVSO30c is more likely to be a reddened K3 super giant or a metal-poor early-M subdwarf (Fig. 4, which were not considered by Schmidt et al. (2016).

We note that it might be possible that our optical detection is not associated with CVSO30c, i.e. a background star that is not detected at longer wavelengths in JHK. However, consulting the SED library of Kraus & Hillenbrand (2007), the g-r colors alone suggest an object with an M2-M3 spectral type - not an L0 or later object - which correspondingly have r-J and r-K colors of 3.03-3.46, 3.9-4.34, respectively. Such an object, with an apparent magnitude of J=18-18.5

<sup>4</sup> <https://phoenix.ens-lyon.fr/simulator/index.faces>



**Figure 2.**  $g$  vs.  $g - J$  and  $r$  vs.  $r - J$  color magnitude diagram of the 25 Ori stellar group. We plot the spectroscopically confirmed 25 Ori stellar group low mass members from Downes et al. (2014) and Suárez et al. (2017), marked in solid and empty circles. We also plot the isochrone by Baraffe et al. (2015) assuming a distance modulus of 7.6 magnitudes, with ages of 8 Myr (solid line) and 5 Myr (dashed line), respectively. CVSO30c (marked in red), on the contrary to the spectroscopically confirmed low mass members of 25 Ori stellar group, does not follow the isochrones. This suggests that CVSO30c does not belong to the 25 Ori stellar group.



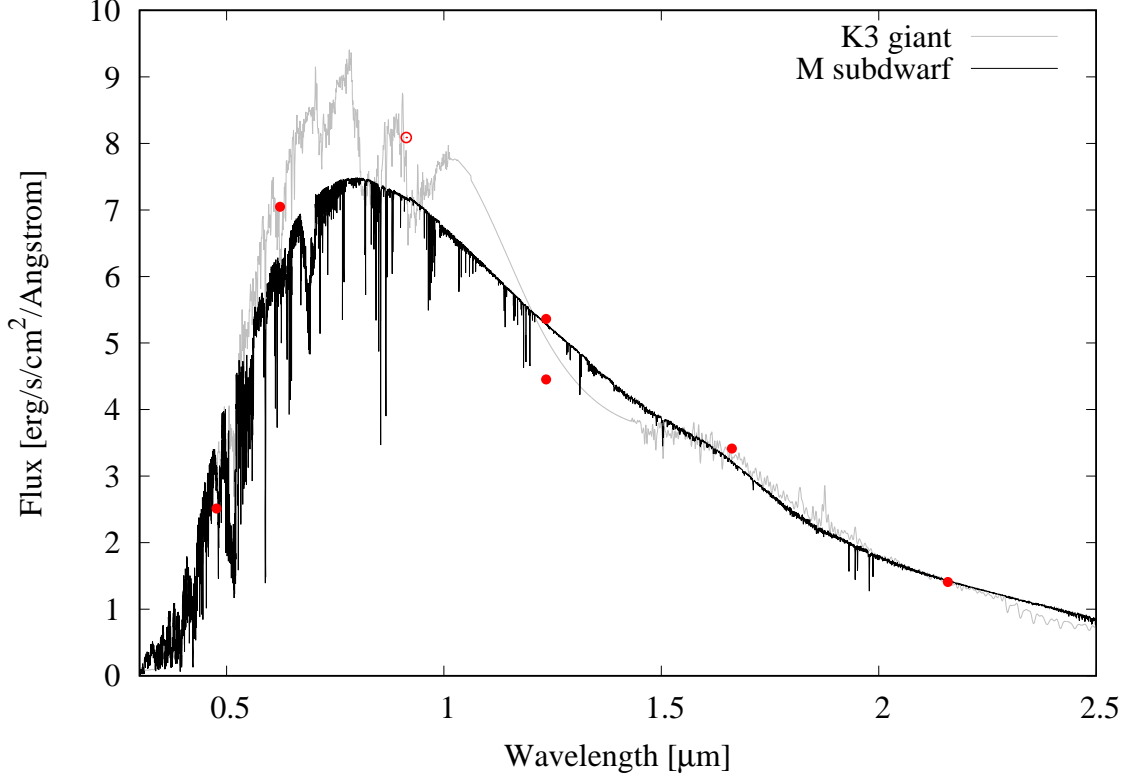
**Figure 3.** Spectral energy distribution of CVSO30c. We show the optical photometry from this work and the infrared photometry from Schmidt et al. (2016), both marked in squares. We also show the  $z'$ -band upper limit by Schmidt et al. (2016), marked in open triangle. We compare the broad-band photometry to a synthetic spectrum of a slightly reddened L0 substellar object with  $\log g = 3.5$ , effective temperature of 1600 K, and  $A_v = 0.3$ , as suggested by Schmidt et al. (2016). The synthetic spectrum (shown in gray) is retrieved from the Phoenix Web Simulator, adopting the BT-Settl model (Allard et al. 2012). For comparison, we scaled the synthetic spectrum to the infrared photometry of CVSO30c. While the infrared photometry is in good agreement with the synthetic spectrum of a substellar object, the optical photometry is in tension with this synthetic spectrum by 5 magnitudes brighter in both g and r-band.

and  $K = 17.2\text{--}17.6$  at the distance of 25 Ori (without extinction correction), would have been comparable in brightness to CVSO30c or brighter and detectable in the Schmidt et al. (2016) near-IR data. Combined with the consistent spatial alignment between our optical detection and the infrared, we conclude that our optical detection is the same object seen by Schmidt et al. (2016) and labeled CVSO30c.

This work demonstrates that optical imaging under good seeing-limited conditions can clarify the nature of candidate, very wide-separation companions to young stars in star-forming regions. Given the large implied physical separations of these objects (hundreds of au), proper motion analyses are poorly suited to identify background stars. However, the optical/infrared colors of young planetary-mass objects significantly differ from most contaminating background sources. Such observations are also efficient. In this case, optical imaging using a 3.5-meter telescope with a 2 minute integration time in g-band or 1 minute in r-band can already rule out a candidate planetary companion. Follow-up spectroscopic observations can then focus on candidates whose optical data do not reveal them to be background objects.

We are indebted to the referee, whose insightful comments and suggestions improved this manuscript significantly.

Based on observations at Kitt Peak National Observatory, National Optical Astronomy Observatory (NOAO Prop. ID: 2017A-0111; PI: Lee), which is operated by the Association of Universities for Research in Astronomy (AURA) under a cooperative agreement with the National Science Foundation.



**Figure 4.** Comparison of CVSO30c broad-band photometry with an K-giant and a M subdwarf. The grJHK photometry are marked in red solid circles, while the z-band upper limit by Schmidt et al. (2016) is marked in red open circle. We show the synthetic spectra of a K3 Giant from the spectral library of Pickles (1998), with an  $A_v=0.6$ , as well as a synthetic spectra of a M subdwarf with  $T_{eff}=3,800K$ ,  $\log g=5.5$ ,  $Z=-2.0$  from BT-Settl (Allard et al. 2012), with an  $A_v=0.26$ . Both provide a good fit to the CVSO30c broad-band photometry, suggesting that it is a background star.

Data presented herein were obtained at the WIYN Observatory from telescope time allocated to NN-EXPLORE through the scientific partnership of the National Aeronautics and Space Administration, the National Science Foundation, and the National Optical Astronomy Observatory.

*Facilities:* WIYN(ODI)

## REFERENCES

- Briceño, C., Hartmann, L., Hernández, J., et al. 2007, *ApJ*, 661, 1119
- Allard, F., Homeier, D., & Freytag, B. 2012, *Philosophical Transactions of the Royal Society of London Series A*, 370, 2765
- Baraffe, I., Homeier, D., Allard, F., & Chabrier, G. 2015, *A&A*, 577, A42
- Bertin, E., & Arnouts, S. 1996, *A&AS*, 117, 393
- Bertin, E., Mellier, Y., Radovich, M., et al. 2002, *Astronomical Data Analysis Software and Systems XI*, 281, 228
- Chambers, K. C., Magnier, E. A., Metcalfe, N., et al. 2016, *arXiv:1612.05560*
- Currie, T., Burrows, A., Itoh, Y., et al. 2011, *ApJ*, 729, 128
- Currie, T., Burrows, A., Madhusudhan, N., et al. 2013, *ApJ*, 776, 15
- Currie, T., Burrows, A., & Daemgen, S. 2014, *ApJ*, 787, 104
- Downes, J. J., Briceño, C., Mateu, C., et al. 2014, *MNRAS*, 444, 1793
- Gopu, A., Hayashi, S., Young, M. D., et al. 2014, *Proc. SPIE*, 9152, 91520E
- Kraus, A. L., & Hillenbrand, L. A. 2007, *AJ*, 134, 2340
- Marois, C., Macintosh, B., & Barman, T. 2007, *ApJL*, 654, L151
- Morzinski, K. M., Males, J. R., Skemer, A. J., et al. 2015, *ApJ*, 815, 108

- Neuhäuser, R., Errmann, R., Berndt, A., et al. 2011, *Astronomische Nachrichten*, 332, 547
- Onitsuka, M., Fukui, A., Narita, N., et al. 2017, *PASJ*, 69, L2
- Peng, C. Y., Ho, L. C., Impey, C. D., & Rix, H.-W. 2002, *AJ*, 124, 266
- Peng, C. Y., Ho, L. C., Impey, C. D., & Rix, H.-W. 2010, *AJ*, 139, 2097
- Pickles, A. J. 1998, *PASP*, 110, 863
- Schmidt, T. O. B., Neuhäuser, R., Briceño, C., et al. 2016, *A&A*, 593, A75
- Suárez, G., José Downes, J., Román-Zúñiga, C., et al. 2017, *AJ*, 154, 14
- van Eyken, J. C., Ciardi, D. R., Rebull, L. M., et al. 2011, *AJ*, 142, 60
- van Eyken, J. C., Ciardi, D. R., von Braun, K., et al. 2012, *ApJ*, 755, 42
- Yu, L., Winn, J. N., Gillon, M., et al. 2015, *ApJ*, 812, 48