

The Heisenberg Defense: Proactively Defending SGX Enclaves against Page-Table-Based Side-Channel Attacks

Raoul Strackx
imec-DistriNet, KU Leuven
Leuven, Belgium
raoul.strackx@cs.kuleuven.be

Frank Piessens
imec-DistriNet, KU Leuven
Leuven, Belgium
frank.piessens@cs.kuleuven.be

ABSTRACT

Protected-module architectures (PMAs) have been proposed to provide strong isolation guarantees, even on top of a compromised system. Unfortunately, Intel SGX – the only publicly available high-end PMA – has been shown to only provide limited isolation. An attacker controlling the untrusted page tables, can learn enclave secrets by observing its page access patterns.

Fortifying existing protected-module architectures in a real-world setting against side-channel attacks is an extremely difficult task as system software (hypervisor, operating system, ...) needs to remain in full control over the underlying hardware. Most state-of-the-art solutions propose a reactive defense that monitors for signs of an attack. Such approaches unfortunately cannot detect the most novel attacks, suffer from false-positives, and place an extraordinary heavy burden on enclave-developers when an attack is detected.

We present Heisenberg, a *proactive* defense that provides complete protection against page table based side channels. We guarantee that any attack will either be prevented or detected automatically before *any* sensitive information leaks. Consequently, Heisenberg can always securely resume enclave execution – even when the attacker is still present in the system.

We present two implementations. Heisenberg-HW relies on very limited hardware features to defend against page-table-based attacks. We use the x86/SGX platform as an example, but the same approach can be applied when protected-module architectures are ported to different platforms as well.

Heisenberg-SW avoids these hardware modifications and can readily be applied. Unfortunately, it’s reliance on Intel Transactional Synchronization Extensions (TSX) may lead to significant performance overhead under real-life conditions.

1 INTRODUCTION

Hardware security solutions such as smart cards and one-time password (OTP) generators are generally considered more secure than their software-based implementations. Being physically separate devices with only a very limited physical interface without a network connection, they are virtually immune to malware. Unfortunately, they also have significant disadvantages: they are much more expensive than software, are difficult to replace in case of loss or theft, and most devices are tight to only one specific service leading to a proliferation of devices a user needs to carry along.

Protected-module architectures (PMAs) [4, 7, 8, 13, 15, 18, 20, 21, 34, 38, 39, 43, 45, 52, 53, 55] have been proposed to bridge this gap. Such architectures enable small, mutually distrusting, “protected modules” to be isolated from large – potentially compromised – applications, operating systems and even more privileged layers.

Such modules can only be called through specific entry points. Any other access attempt to these memory regions is prevented. Services provided by legacy operating systems and hypervisors are still used, but an attacker at this level should not be able to affect the security of protected modules.

Early designs of PMAs leveraged their small trusted computing base (TCB) to provide strong protection of security-sensitive “Pieces of Application Logic” (PALs) [39, 40], or enable a software version of existing hardware-based security solutions [10, 29, 35, 44]. Security of these modules is paramount. Hence, these modules tend to have a small codebase to make formal verification a reasonable option.

With the arrival of Intel SGX – an Intel-implemented PMA – a second research track emerged that aims to protect users from malicious cloud providers [5]. By relying on SGX’ guarantee that protected “enclaves” never reside in plaintext outside the CPU package, even an attacker with physical access cannot directly extract sensitive data. TCB reduction and formally verifiable security is less importance than ease of use. Prototypes have been developed that protect complete applications [5, 57] or containers [3].

Protected-module architectures rely on a delicate balance of responsibility between system software (e.g. kernel, hypervisor, ...) and the modules that execute on the device. On one hand the PMA needs to ensure that modules execute in complete isolation and can provide strong security guarantees. But on the other, it is paramount that privileged system software remains in full control over the platform. A malicious or buggy protected module, for example, must not be able to make the system non-responsive by entering an infinite loop. Hence Intel SGX [1, 29, 41] ensures that its protected “enclaves” can be interrupted at any moment in time.

A similar but much harder problem to solve arises in the memory allocation mechanism of SGX enclaves. To prevent that badly behaving enclaves negatively affect the overall system, system software should remain in control over SGX reserved memory allocation. SGX fulfills this requirement by enabling privileged software to swap enclave pages in and out of memory. Confidentiality, integrity and freshness of these pages is guaranteed directly by hardware.

Unfortunately, this enables powerful side-channel attacks [12, 62]. An executing enclave that attempts to access a page that is no longer in memory, will cause a page fault. It is up to the kernel to swap the required page back in, and resume the enclave. In order to do so, the address of the memory page needs to be provided. By carefully swapping specific pages out of enclave memory, sensitive information about the inner state of the enclave can be learned.

Existing security measures are split in two lines of research. One line focuses on the detection of an ongoing attack. Shih et al. [50] present in their NDSS’17 paper a solution to intercept page faults. Chen et al. [14] detect unexpected enclave exits through a trusted

timing thread. While stopping the attacks described by Xu et al., enclave accesses are disclosed in other ways as well (e.g., accessed and dirty bits set in the untrusted page) tables [12, 17, 18, 59].

Another line of research relies on heavy code transformations. Shinde et al. [51] proposes to add dummy instructions and a scratch pad to ensure that all execution paths lead to identical memory access patterns. Programmer support is required to reduce overhead and non-balanced execution paths are not supported. Similarly, advice by Intel [33] to align code and data to a single page, or by the cryptographic community to avoid sensitive data-dependent memory-accesses are very hard to enforce in practice. Even in widely-used, hardened cryptographic libraries, such side-channels are present. [51]

We propose Heisenberg, a proactive defense providing *complete protection* against page-table based side channels for enclaved security-sensitive pieces of application logic. By preloading enclave page addresses in the TLB upon enclave (re-)entry, an attacker is no longer able to observe enclave page accesses. During an attack either the adversary can no longer detect which pages were accessed, or enclaves exit automatically and immediately.¹ As no information about an enclave’s memory accesses ever flows to an attacker, enclaves can always be restarted securely, even when an attacker may subsequently continue her attack. This avoids the significant shortcomings of state-of-the-art reactive approaches (see Section 2.3).

We make the following contributions:

- We propose a proactive defense mechanism for protected modules that require *complete* protection against page-table-based side-channel attacks.
- Our Heisenberg-HW prototype enables a framework to defend against many side-channel attacks (e.g., cache attacks). It relies only on small hardware modifications that are limited to the implementation of the protected-module architecture and has a very limited performance overhead.
- For readily available platforms, we present Heisenberg-SW, a prototype relying on Intel’s Transactional Synchronization Extensions (TSX).
- We investigate the use of Intel TSX as a defense mechanism to hook SGX enclave resumes and show that the transaction abort rate can increase up to two orders of magnitude when the system comes under heavy load, even when transactions are running on a reserved physical core and interrupts are offloaded to a different core. This impacts *all* defense mechanisms [50] – including Heisenberg-SW – that take this approach. Our proposed hardware modifications avoid such limitations.

The remainder of the paper is structured as follows. Section 2 describes how page-table based attacks operate and state which security and operational guarantees solutions need to provide if they are ever to be applied outside the lab. Our Heisenberg defense and its two variations are presented in Section 3. Sections 4 and 5 discuss and evaluate our two implementations. We discuss the impact of enclave size on page-table-based side channels in general and our defense in detail in Section 6. Finally we discuss related

¹Given the similarity to quantum physics where the location and momentum of particles cannot be determined at the same time, we call this the Heisenberg defense.

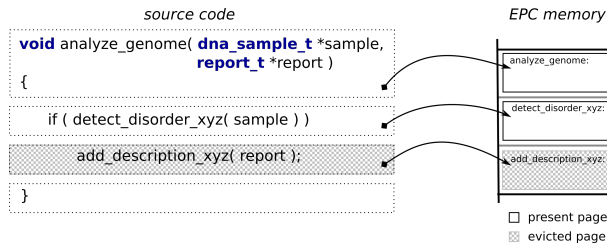


Figure 1: Basic example of a page-table based side channel attack. The occurrence (or absence) of a page fault after an attacker evicted the `add_description_xyz` function reveals the result of the DNA analysis.

work and conclude in Sections 7 and 8. We refer readers with limited knowledge of Intel SGX to appendix A.

2 PROBLEM STATEMENT

SGX leaves system software in full control over virtual address space translations and allocation of SGX reserved memory. Unfortunately, Xu et al. [62] showed that this enables powerful side channels against enclaves. In Section 2.1 we discuss their attack in a very basic form and elaborate on closely related attacks using alternative information leaks. Next, we more precisely define the attack model we need to defend against. Finally in Sections 2.3 and 2.4 we discuss Heisenberg’s security properties and how any practical solution to the page-table-based side channel problem needs to ensure that system software is able to manage the platform effectively.

2.1 Page-Table-Based Side-Channels

Basic Attack. Consider as an example the code shown in Figure 1 that detects and reports the presence of specific mutations in a patient’s genome. To ensure the confidentiality of patients’ medical records, the analysis is placed in an enclave.

In the most basic form of the attack, the page containing the `add_description_xyz` function is evicted from EPC memory. When during enclave execution a page fault is raised, the function was called and the attacker learns that the patient suffers from the specific disorder. Note that also the absence of a page fault leaks information about the patient’s health.

This very basic example assumes that the `add_description_xyz` function is located on an otherwise unused page. Such requirements can be eliminated [62] when key locations of the enclave’s call graph are evicted.

Closely-related Attack Vectors. At Usenix’17 [12] and CCS’17 [59] even more subtle attacks were demonstrated:

- An enclave page in EPC memory but marked non-present in the page tables will also lead to a page fault. [60, 62]
- Writing to an enclave page marked non-writable in the page table leads to a page fault, even when EPCM metadata indicates write privileges. Revoking execution rights from code pages leads to similar events.
- Accessed and dirty bits are still recorded in the page tables for EPC memory [12, 17, 59].

- Page table entries are also placed in the data cache when they are accessed. Hence, an attacker monitoring the cache can detect when the page table is walked and which enclave page is accessed. [12, 25, 59]

Especially these last two attacks are hard to defend against as they can be executed concurrently from another logical core *without* causing an enclave exit. This significantly reduces the effectiveness of state-of-the-art defenses [14, 50].

2.2 Attack Model

To provide strong protection against the various ways enclave-page accesses are revealed, we assume a strong attack model where an attacker can (1) observe *all* page table walks in enclave mode *without* interrupting the enclave’s execution [12, 59] and (2) interrupt an enclave precisely at instruction-level granularity [12, 27].

Although other side channels exist that threaten the confidentiality of enclave execution [36], we consider those to be out of scope. In particular, we do not consider cache-attacks [9, 24, 42, 47] against EPC memory. This is an orthogonal problem. Any protection against an attacker probing an enclave’s cache, still needs to consider the possibility that enclave pages may be evicted from EPC memory and its page tables manipulated or observed.

2.3 Security Guarantees

Most state-of-the-art solutions that protect SGX enclaves against page-table-based side channels are reactive security measures. They try to detect when the enclave is under attack based on unusual numbers of discontinued code execution [50] or time taken to execute security sensitive code [14]. Such approaches are suboptimal as (1) novel attacks do not cause enclave exits and cannot be observed from the enclave itself [12], (2) the absence of page faults may also leak sensitive information to an attacker (see Section 2.1) and (3) enclaves when not under attack may also experience page faults (e.g., a benign OS paged out an enclave page) and interrupts (e.g., an external interrupt needs to be handled). Hence it is challenging for enclave developers to specify a threshold of enclave exits that balances the likelihood that attacks are being stopped with a low number of false-positives (see Appendix B). (4) Reactive defenses require special security policies [14, 50] to ensure that after the detection of an attack, enclaves can be restarted securely. Attackers must not be able to launch attacks against different instances of the same enclave and aggregate the information learned from each individual attack. This is important especially in server settings where services should always be up and running. Moreover, while cryptographic keys can often be re-negotiated [14], it remains unclear how security policies can prevent attacks against the sensitive data itself that an enclave processes (e.g., the genome data in Section 2.1).

Heisenberg in contrast takes a completely different approach that avoids these shortcomings. Instead of detecting an ongoing attack, we proactively take security measures to ensure that any attack against the enclave will either be detected *before* any confidential data is processed, or fail to observe enclave page accesses. An enclave protected with Heisenberg will thus never leak even a single bit of information about its internal state to an attacker through its page accesses. Hence, there is no need to differentiate benign from malicious interrupts; enclaves may *always* be resumed.

2.4 Operational Guarantees for System Software and Enclaves

Any solution to the page-table-based side channel problem, needs to ensure that all operational properties of system software and enclaves can still be guaranteed.

First, it is paramount that system software remains in full control over *all* system resources, including EPC memory. The operating system and virtual machine monitor (VMM) must be able to efficiently and fairly multiplex EPC memory. This implies that (1) enclave pages must *always* be able to be evicted from EPC memory, (2) the hardware should aid the EPC multiplexer to pick good EPC page candidates to be evicted [18], for example through the accessed/dirty bit mechanism in its page tables and (3) enclaves should not be able to hold a lock on EPC memory [51] nor the CPU (i.e., interrupts should not be disabled [58]). This is especially challenging in a cloud setting as EPC resource allocation by the VMM should also be transparent to the virtual machine’s OS managing the same resource. Complex negotiation mechanisms between enclave and system software are an intractable solution.

Second, when the system is *not* under attack, correctly-written enclaves should never end up in a state where they cannot advance.

3 THE HEISENBERG DEFENSE

Earlier designs of protected-module architectures have been implemented through a more privileged software layer such as a hypervisor [38, 55] or system management mode (SMM) [4]. Whenever a context switch is performed between the untrusted context and the protected module, this privileged layer enforces the memory access control mechanism. This is also a prime location to implement defenses against various types of side channels. Hypervisor-based architectures for example could virtualize EPC memory and completely hide page faults from the untrusted virtual machine, foiling Xu et al.’s attack [62].

Intel SGX provides very similar features. Unfortunately as they are implemented almost completely in microcode [17], their flexibility is limited. Virtualizing EPC memory through microcode, for example, is infeasible as this implies accessing disk space.

We propose a generic approach to bridge this gap between HW/SW-based approaches. Instead of a more privileged layer implementing defenses against side-channels, we enable SGX enclaves to implement defensive measures upon enclave entry/re-entry. This has the advantage that enclaves can use detailed information about their own implementation to reduce overhead.

To implement this approach, two requirements need to be met: **Requirement 1: Hookable security code:** An SGX enclave should always be able to execute defensive code inside the enclave before confidential data is processed. Upon enclave entry this is trivial as enclaves always enter at a fixed set of locations. Enclave reentries on the other hand pose technical challenges as SGX does not natively support intercepting their execution.

Requirement 2: Unobservable enclaved execution: After the defensive code finished execution, the enclave’s behavior must not be observable by an attacker. This cloaking must be done proactively as operational guarantees prevents us from (temporarily) disabling or postponing interrupt handling.

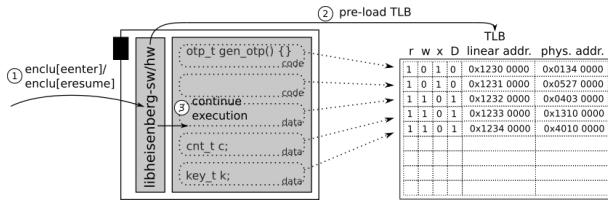


Figure 2: An attacker is prevented from observing memory access patterns by intercepting all enclave (re-)entries and pre-loading the TLB before sensitive data is processed.

In Section 3.1 we present our basic defense strategy. Heisenberg-HW (Section 3.2) provides complete protection at the cost of only very limited hardware modifications. Heisenberg-SW (Section 3.3) on the other hand can be applied on readily available platforms, but the use of Intel TSX makes performance overhead hard to estimate.

3.1 Heisenberg’s Basic Defense Mechanism

Consider an SGX enclave implementing a one-time password generator [29]. Figure 2 displays our approach graphically. When the enclave is entered or resumed, we intercept the control flow. For every enclave page whose accesses may be of interest to an attacker, we load its address translation in the TLB. Only afterwards code to generate the next password is executed. An attacker may monitor the page tables, but she will only observe pre-determined page accesses by our proactive loading scheme. During password generation, address translations are already present in the TLB and no sensitive information leaks. Interrupting the enclave would flush the TLB, but the hooked `libheisenberg-sw/hw` library would again pre-load the TLB before resuming the actual password generator.

To avoid all page table accesses and page faults during OTP generation, we issue dummy instructions. First, we verify that the enclave page is present in EPC memory, marked present in the page tables and has the proper access rights. For read-only enclave pages, it is sufficient to issue simple read instructions to these pages. For writable pages we verify write access by reading and re-writing a single memory location. Executable enclave pages are first searched for a return instruction and subsequently called.

Second, we ensure that during OTP generation, page table entries are no longer accessed to set accessed and dirty bits. As the page table is walked only when access to the page is requested, the accessed bit is set immediately. Accessed bits are not stored explicitly in the TLB; entries themselves indicate that the bit is already set. The value of the dirty bit on the other hand is cached in the TLB and set upon the first time a write is issued. Both accessed and dirty bits are set only once. An attacker clearing the bit from another core without flushing the TLB, will not cause additional page table walks. [32]

Finally we ensure that an attacker cannot evict a TLB entry during the execution of security-sensitive code. This is handled differently depending on whether we rely on hardware modifications. We discuss TLB and EPC memory size-constraints in detail in Section 6.

3.2 Heisenberg-HW: Pro-Active Code with Limited Hardware Modifications

When considering hardware modifications to increase security, two research directions exists. First, one could reconsider the complete platform architecture and design an inherently more secure platform. This is interesting from a research perspective and valuable for new real-world products, but it is unlikely that existing platforms will adopt these changes. Hardware vendors need to remain backwards compatible with previous platform generations and new features will need to be supported almost indefinitely.

We choose the other approach: bringing the desired features to the platform with only very limited, local changes. These changes are much less likely to affect existing software and are much more likely to be added to existing platforms.

3.2.1 Requirement 1: Hooking libheisenberg-HW. Our first requirement is to guarantee that pro-active security code will always be called within the enclave upon every enclave (re-)entry. This is non-trivial as naive implementations may cause enclaves to enter a stuck state, even under benign conditions.

Operational Considerations. At design-time enclave writers need to reserve a fixed stack of SSA frames. When an enclave is interrupted, the top SSA frame is used to store the current state of the processor. `encl[u]e[er]e[sum]e` simply pop the top SSA frame and resume execution. The `encl[u]e[en]t[er]` instruction on the other hand checks that at least one slot is still available on the stack, should the enclave call be interrupted.

A stack of SSA frames is needed when enclaves internally may cause a fault that cannot be handled by system software (e.g., `div-by-zero`). In such situations another entry point can be `encl[u]e[en]t[er]` to resolve the fault. Afterwards the in-enclave fault handler exits the enclave and the subsequent `encl[u]e[er]e[sum]e` resumes execution using the modified enclave context.

The question that now arises is how big the SSA stack should be. When enclave resumes would be handled in software, these functions themselves could be interrupted before the SSA stack is popped, and this ad infinitum. This would quickly consume all available SSA frames, prevent `encl[u]e[en]t[er]` instructions from succeeding and thus leaving the enclave in a stuck state. By providing a hardware mechanism that handles resume-from-interrupt as an atomic `encl[u]e[er]e[sum]e` instruction, SGX guarantees that under benign events correctly-written enclaves will never end up in a state where they cannot advance.

Limited Hardware Modifications. To provide hardware support to hook interrupts without limiting SGX’ operational guarantees, we advocate an approach similar to the way faults are handled. We propose the implementation of a `block-er]e[sum]e` bit in SSA frames. Enclave writers who need to intercept interrupts, can set this bit in the SSA frame on top of the SSA stack; the SSA frame that will be used to store the enclave’s state upon the next interrupt.

When an `encl[u]e[er]e[sum]e` is issued to resume an enclave, the `block-er]e[sum]e` bit of the SSA frame to be resumed from is checked. When the bit is clear (the default), the enclave resumes execution as usual. When this bit is set however, the `encl[u]e[er]e[sum]e`’s fails. Similar to faults, the surrounding application must first call an interrupt handler within the enclave to reset the `encl[u]e[er]e[sum]e` bit.

As the enclave context (i.e., the SSA frame) used to be resume execution from can be modified as well at this point, `encl[u]eresume` instructions can be hooked.

Hooking Pro-Active Code with HW Support. With these hardware changes, it is straightforward to force the execution of a `resume_hook` function before an enclave resumes its normal operation. Listing 1 displays the algorithm. When the `ecall_gen_otp` enclave entry point is called, we signal that future enclave interrupts need to be blocked (line 7). Next, `proactive_security_code` is called which will (eventually) pre-load the required TLB entries. Finally the `gen_otp` function is executed protected from page-table-based side channels and we clear the `block_eresume` bit and exit the enclave.

When an interrupt arrives when the `block-eresume` bit has been set, it can only be resumed again after its `interrupt_handler` was called. Here the enclave’s context (i.e., it’s SSA frame) is temporarily stored in a global variable (line 23). Next, the SSA frame is overwritten with an artificial `hook_context` to redirect execution to the `resume_hook` function and finally the SSA’s `block_eresume` bit is cleared. For clarity we postpone the discuss the meaning of the condition test on line 22.

When a `encl[u]eresume` instruction is now issued, the enclave resumes execution from the `hook_context`. Again we ensure that all interrupts will force the execution of the `interrupt_handler` and execute `proactive_security_code`. Finally we resume the enclave state.

A subtle difficulty arises when we consider interrupts arriving while the `resume_hook` is being executed. Following the same principle we could hook such events but this would (1) require us to store a stack of hook contexts to be resumed from. As the `resume_hook` function could be interrupted indefinitely, an infinite amount of hook contexts would need to be reserved. (2) The `proactive_security_code` is only valuable when executed (completely) before the enclave context is resumed. Resuming this function after it has been interrupted, only leads to performance overheads. Both problems are resolved by ensuring that when `resume_hook`’s execution is interrupted, its state is *not* stored but the complete function is re-started from line 34. We achieve this using a boolean variable `in_hook` to keep track whether we’re currently executing the `resume_hook` function. Unfortunately resetting this variable after the enclave’s context has been restored is infeasible. Alternatively, clearing the variable before restoring the context causes the `enclave_context` to be overwritten when an interrupt arrives between both instructions. We resolve this problem by adding another condition that tests whether the instruction pointer points within the `resume_hook` function. Only when both conditions indicate that we’re outside the `resume_hook` function, will the `enclave_context` be overwritten (line 22).

3.2.2 Requirement 2: Unobservable Enclaved Execution. The introduction of a `block-eresume` bit enables us to preload the TLB after every enclave (re-)entry. Unfortunately, this is not sufficient to defend against page-table-based attacks. When HyperThreading is available and enabled, the TLB is shared between both logical cores. Recent work [59] showed that an attacker may leverage this design choice and evict TLB entries of the enclave while executing on the other logical core.

```

1 ssa_t enclave_context;
2 byte hook_stack[0x1000];
3 bool in_hook;
4
5 sgx_status_t entry_point ecall_gen_otp( otp_t *otp ) {
6     ssa_t *ssa = ssa_stack.top();
7     ssa->block_eresume = 1;
8     if ( proactive_security_code() != SGX_SUCCESS ) // e.g., preload_tlb()
9         return SGX_FAILED;
10    *otp = gen_otp();
11    ssa->block_eresume = 0;
12    return SGX_SUCCESS;
13 }
14
15 sgx_status_t entry_point interrupt_handler( void ) {
16     ssa_t *ssa = ssa_stack.top().prev();
17     ssa_t hook_context;
18
19     if ( ssa->block_eresume != 1 )
20         return SGX_FAILED;
21
22     if ( in_hook == 0 && in_resume_hook( ssa->rip ) == 0 )
23         memcpy( &enclave_context, ssa, sizeof( ssa_t ) );
24
25     in_hook = 1;
26     hook_context.rip = &resume_hook;
27     hook_context.rsp = &hook_stack[0x1000];
28     memcpy( ssa, &hook_context, sizeof( ssa_t ) );
29     ssa->block_eresume = 0;
30     return SGX_SUCCESS;
31 }
32
33 void resume_hook( void ) {
34     ssa_t *ssa = ssa_stack.top();
35
36     ssa->block_eresume = 1;
37
38     if ( proactive_security_code() != SGX_SUCCESS ) // e.g., preload_tlb()
39         simulate_aex();
40
41     in_hook = 0;
42     restore_from_context( &enclave_context );
43 }

```

Listing 1: By adding a `block-eresume` bit in SSA frames, `encl[u]eresume` instructions can be easily intercepted.

Various options to avoid such situations exists: the TLB could be split 50/50 between logical cores, the TLB eviction policy could be changed, etc. Unfortunately, these changes would also affect legacy code relying on this implementation. Therefore, we choose another approach and verify that both logical cores have executed a `rendez_vous` function and are still executing within the enclave.

To implement the approach, we rely only on the following hardware modifications within SGX. First, an SGX enclave is able to register for interrupts of the entire *physical* core. When HyperThreading is enabled, interrupts, faults and traps are only received by one of the logical cores. We update this behavior so that when the other logical core is interrupted, this immediately results in

an asynchronous enclave exit as well. Afterwards the interrupt is handled as usual by the logical core it was sent to.

Second, when the enclave on the other logical core executes an `enclue[eexit]` instruction, the enclave should experience an AEX.

Finally, the enclave is able to determine the id of the physical core it is currently running on. The `rdtscp` instruction already returns the id of the logical core it is executed on, but the instruction is illegal in SGXv1. In SGXv2 it is unclear whether its results can be spoofed by a hypervisor.

Listing 2 displays our protocol. As it needs to rendezvous with the other logical core every time the enclave is (re-)entered, we re-use the hooking feature of the previous section. In fact, Listing 2, line 4 displays the code called at listing 1 lines 8 and 38.

As the first step, the `rendez_vous` protocol registers itself (line 13) to receive an AEX whenever either logical core receives an interrupt, trap or fault. When we also verify that both logical cores execute within the same enclave, both will continue their enclaved execution until one of them exits. When that happens, both will (eventually) re-execute the `rendez_vous` function.

For convenience and according to standard practices in mutual exclusion algorithms, we assume that the variable `i` always refers to the logical core that the code is running on (i.e., 0 or 1). The variable `j` refers to the other logical core ($j = (i + 1) \bmod 2$).

Our rendez-vous protocol works by having both logical cores write the id of their physical core to two shared variables `id[i]` and `id[j]`. When both match they execute within the same enclave and on the same physical core. A `mutex` lock prevents concurrent access by both logical cores. But care needs to be taken. The hooking mechanism of Listing 1 only ensures that the code will be re-executed after an interrupt. The value of shared variables (e.g., `id`) are left unchanged and may be stale. Similarly, once a lock is taken, it may not be released again.

We resolve this locking problem by recording who currently holds the lock; the logical core requesting the lock (i.e., `i`), the other logical (i.e., `j`), or whether the lock is free (i.e., `-1`). To take the lock we use a compare and exchange instruction `bool cmpxchg(&lock, v, w)`. This hardware instruction is readily available in x86 processors. It guarantees that `true` is returned and the value of the lock changed to `w` iff lock has the current value `v`. Otherwise the value of the lock remains unchanged. The instruction is guaranteed to operate atomically. Listing 2 line 17 ensures that a lock is only taken when it is free or the logical core already received it.

Once the lock is taken, we erase the physical id recorded by the other logical core (i.e., `id[j]`) and set our own identifier (i.e., `id[i]`) in lines 21 and 24. As long as the other logical core does not catch up and records its physical id – possibly for the second time – we enter a wait loop (lines 15 and 26). Finally we check whether both logical cores execute on the same physical core (line 27).

The protocol works by always first erasing the physical id of the other logical core in the first iteration of the `for` loop. All other iterations, its own physical id is (re-)written to `id[i]`. This implies that when the conditions on line 26 evaluates to `true`, the logical core `j` must have executed after the `id[j]` was erased. As this is set only within the `rendez_vous` function at line 24, both logical cores are executing within the enclave and at the same time.

```

1 shared int mutex = -1;
2 shared int id[2] = {-1, -1};
3
4 sgx_status_t proactive_security_code( void ) {
5     if ( rendez_vous() != SGX_SUCCESS )
6         return SGX_FAILED;
7     preload_tlb();
8     return SGX_SUCCESS;
9 }
10
11 sgx_status_t rendez_vous( void ) {
12     // register for interrupt/abort of this physical core
13     register_interrupt( read_physical_core_id() );
14
15     for ( int iteration = 0; true; ) { // busy waiting for rendez-vous
16         // take free or already owned lock
17         while( !cmpxchg( &mutex, -1, i ) && !cmpxchg( &mutex, i, i ) ) {}
18
19         switch ( iteration ) {
20             case 0:
21                 id[j] = -1; // always erase the other one's variables
22                 ++iteration;
23             default:
24                 id[i] = read_physical_core_id();
25
26                 if ( id[j] != -1 ) { // wait for other core to catch up
27                     if ( id[i] != id[j] ) {
28                         mutex = -1;
29                         return NOT_ON_SAME_PHYSICAL_CORE;
30                     }
31                     else
32                         return RENDEZVOUS_SUCCESS;
33                 }
34             }
35
36         mutex = -1; // release lock
37     } // end for-loop
38 }

```

Listing 2: Rendez-vous protocol ensuring that both logical cores have entered the same enclave.

3.3 Heisenberg-SW: A Software-Only Approach

While Heisenberg-HW only relies on very limited hardware modifications, they are not yet readily available. We build a software-only version of our approach by relying on Intel TSX.

3.3.1 Requirement 1: Hooking `libheisenberg-SW`. The use of Intel TSX is straightforward. When we issue an `xbegin a` instruction, a new transaction is started. From then on all memory accesses remain within the processor’s cache, hidden from other actors on the platform. Upon a memory conflict, interrupt, etc. the transaction is aborted, intermediate results are discarded from the cache and execution is resumed from memory location `a`. Only when an `xend` instruction is executed, is the current transaction committed.

Consider listing 3 line 11. In this code snippet the `xbegin` instruction is wrapped in a function. When the `rtm_begin` function is called, a new transaction is started and the value `0` is returned. However, when the transaction is aborted in the future, the entire system state is rolled back and execution resumes from line 16.

The application appears to have returned -1 immediately when `rtm_begin` was called.

Hooking `enclu[er]esume`s. Transactions abort when an interrupt or fault occurs. We use this feature to intercept enclave execution flow after the `enclu[er]esume` was issued. We do so by wrapping all confidentiality sensitive code executed by an enclave in a transaction. Listing 3 displays an example of an enclave generating a one-time password. When the enclave is called to generate a new password (listing 3, line 1), a new transaction is started. Next, all security sensitive enclave pages are preloaded in the TLB, as specified in Section 3.1. Afterwards normal enclave execution is resumed and an OTP password is generated.

When an interrupt arrives, the transaction is aborted and the enclave is exited immediately. Only after the interrupt is serviced, is the enclave re-entered and the RTM transaction abort handler called (listing 3, line 16). Eventually this leads to preloading all security sensitive pages again and the re-execution of the entire transaction (listing 3, line 2). Before the enclave returns to unprotected memory, the transaction is committed.

To account that transactions are constrained both in space and time, we commit intermediate results to main memory (line 21). However, executing an `xend` and `xbegin` sequentially is not sufficient. An attacker interrupting the newly started transaction, will automatically flush the TLB. When the enclave eventually resumes its execution, an attacker could again learn the enclave’s page accesses by monitoring its page table walks. We prevent such attacks by forcing the pages to be preloaded again whenever a new transaction is started.

3.3.2 Requirement 2: Unobservable Enclaved Execution. Out of the 189 SGX-capable processors released by Intel, 66 do *not* support HyperThreading [30]. For these processors this requirement is fulfilled automatically. For the others care needs to be taken to prevent an attacker from evicting TLB entries from another core [59].

For processors that do support HyperThreading, preloading TLB entries still significantly raises the bar for an attacker. As the TLBs replacement policy has not yet been reversed engineered, leaking enough information from a running enclave is non-trivial.

Stronger security guarantees can be provided by relying on secure boot. At boot time PCR registers are extended with a measurement of all code and configuration parameters the system booted from. A secure channel can be set up between the enclave and the TPM chips that holds the PCR registers. This enables enclaves to verify that HyperThreading has been disabled. Setting up an authenticated session with the TPM chip and reading PCR values is estimated by related work at 72ms [56]. The performance can be improved significantly by the introduction of a proxy enclave. As HyperThreading cannot be re-enabled after the BIOS disabled it, the proxy enclave could query the TPM chip only once per power cycle. All other enclaves can set up a secure connection with the proxy enclave to request the result of its last PCR reading.

4 IMPLEMENTATION

We implemented a prototype for both proposed defenses. As we cannot modify x86 microcode, the Heisenberg-HW prototype assumes a co-operating runtime that calls the `interrupt_handler`

```

1 sgx_status_t entry_point ecall_gen_otp(otp_t *otp) {
2   while (rtm_begin() == -1 )
3     ; // retry the transaction
4
5   preload_tlb();
6   *otp = gen_otp();
7   asm volatile ( "xend\n" );
8   return SGX_SUCCESS;
9 }
10
11 int rtm_begin( void ) {
12   int ret;
13   asm volatile ( "xbegin 1f"
14                 "mov $0, %0"
15                 "1:"
16                 "mov $-1, %0"
17                 ":r(ret) :: );
18   return ret;
19 }
20
21 void heisenberg_commit( void ) {
22   asm volatile ( "xend\n" );
23   while (rtm_begin() == -1 )
24     ; // retry the transaction
25
26   preload_tlb();
27 }

```

Listing 3: Heisenberg-SW confidentiality sensitive enclave code in RTM transactions and reuses the transaction abort handler to intercept enclave resumes after interrupts.

enclave entrypoint whenever the enclave exits asynchronously. While this cannot provide any security guarantees against a malicious application or OS, it does enable us to run performance benchmarks on existing hardware. We also modified the Intel `sgx_sign` tool to store the enclave’s layout data (e.g., page access rights) in enclave-protected read-only memory. `sgx_edger8r` was modified to hook calls to the enclave. Outward calls to unprotected memory are hooked similarly. Table 1 displays the extend of our code modifications.

The Heisenberg-SW does *not* rely on a co-operating runtime system. At enclave compile-time, we wrap sensitive code in an TSX transaction. There exists a delicate balance on the size of transactions. Large transactions that are aborted (e.g., due to an interrupt) will lead to the loss of a large amount of intermediate results that will need to be re-computed. Smaller transactions reduce the amount of results lost, but require that every enclave page is revisited whenever a new transaction is started. We implemented a simple but effective heuristic that roughly keeps track of how many instructions have been executed within the transaction. When a certain limit is reached, the transaction is committed.

Our LLVM pass implementing the heuristic takes two arguments: `FUNC_SKP` and `INIT_CNTR`. Instrumenting small functions would make for a more accurate estimate, but the induced performance overhead for such functions can be significant. Therefore we ignore functions smaller than `FUNC_SKP` instructions (in LLVM’s IR language). In larger functions runtime code is added to the function’s

	Lang.	Vanilla	Added	Total
Heisenberg-HW				
libheisenberg-hw	C	-	102	102
	asm	-	207	207
Heisenberg-SW				
libheisenberg-sw	C	-	243	243
	asm	-	207	207
LLVM Pass	C++	-	148	148
Shared library/tools modifications				
sign_tool	C++	2,742	102	2,844
urts	cpp	3,979	33	4,012
	asm	146	23	169
edger8r	ML	1,615	38	1,653

Table 1: Code Sizes for libheisenberg-sw/hw and its compilation and runtime support.

prologue. A global counter is used to track the number of LLVM IR instructions that can still be executed within the current transaction. When the function is called, we decrement counter with the size of the current function. When counter drops below zero, the current transaction is committed, and a new one started. The counter variable is reset to INIT_CNTR. A similar approach could be applied to loops as well. Although this would provide better estimates of the transaction size, it would also increase the number of instructions on the enclave’s control flow. We decided not to implement this heuristic.

5 EVALUATION

5.1 Operational Evaluation

It is paramount for any defense for Intel SGX not to limit system software in its abilities to govern access to platform resources. Neither Heisenberg-SW nor Heisenberg-HW limit the untrusted kernel or hypervisor from regaining execution control. At the moment an interrupt is raised, enclaves immediately exit asynchronously.

In addition neither modify the behavior nor meaning of the accessed and dirty bits in the page tables. Hence, system software can still rely on these bits to manage EPC memory, including when any optimization is implemented as proposed in Section 6. Enclaves may require enclave pages to be present in EPC memory before any enclaved computation is performed, but cannot cause deterioration of the operation of other enclaves. System software remains in charge and can opt to reduce CPU time for enclaves requiring too much EPC memory. Commodity systems already take similar defensive measures against applications consuming too much main memory causing the system to start trashing. [19]

Finally Heisenberg-HW ensures that correctly written enclaves do not get in a stuck-state under benign events. Once the enclave is prevented from being resumed, it is up to the enclave writer to ensure that this block can be undone. As by default SSA frames are always resumable, a fixed size for the SSA stack can always be found. Heisenberg-SW does not modify the hardware and thus trivially fulfills this requirement.

5.2 Security Evaluation

Our Heisenberg defense relies on the fact that we can intercept all enclave calls and resumes, and essentially “blind” an attacker before executing security sensitive code. We distinguish between platform and compilation considerations.

Platform Considerations. An attacker targeting an enclave protected with Heisenberg can attempt several types of attacks. Any attack that relies on the interruption of the enclave will fail. After preloading all enclave pages that may be used before security-sensitive data is used in the enclave, no information leaves the TLB. When an interrupt arrives, the enclave is exited, and the TLB flushed automatically as specified by the SGX documentation. [32]

Attacks that rely on incorrect access rights or the inspection of the page tables and/or its caches also fail: Pre-loading enclave pages in the TLB guarantees that access rights have not been reduced and their accessed and dirty bits are set. Until their entries are evicted from the TLB, no accesses to the page tables in memory will be made, avoiding information leaks. Information may leak to an attacker during the TLB preloading phase, but as all pages are accessed in a pre-determined order, no sensitive information leaks.

Finally all attacks during enclave execution are prevented. As no information leaks after the TLB is preloaded, an attacker can only attempt to flush entries. Several options exist. Instructions such as `move-to-cr3` and `invlpg` flush TLB entries directly, but can only be executed on the same logical core as the affected TLB. Issuing such instructions would thus first entail an interrupt to unprotected (kernel) memory and no sensitive information can be learned.

Enclave pages could be evicted from EPC from another core. As SGX already relies on the correctness of TLB entries during enclave execution, such events could also affect the integrity of enclave execution. To prevent such events, SGX hardware already ensures that pages are evicted only after all affected logical cores received an inter-processor-interrupt (IPI), flushing their TLB. [32, §38.5.3]

We also need to ensure that all preloaded page translations fit in the TLB. For the Skylake microarchitecture [31, §2.1.3] 1,536 L2 TLB entries are available on the physical core with an associativity of 12. Unfortunately, to the best of our knowledge, the algorithm behind this TLB entry assignment has not yet been reversed engineered. However, given the locality principle, adjacent pages will most likely be mapped to different TLB cache sets. We discuss the impact of enclave and TLB sizes in detail in Section 6.

Enclave Considerations. Enclaved code also needs to avoid that TLB entries are evicted inadvertently. Defensive measures need to be taken during enclave development. First, we need to ensure that after enclave pages are preloaded, no accesses to unprotected memory are made. An attacker that can force another address translation to be inserted in the TLB, may cause an enclave-page entry to be evicted. Such events can be avoided by preloading TLB entries *after* data is copied from unprotected memory to the enclave.

Second, in case of Heisenberg-SW we also need to consider special instructions (e.g., `enclu[egetkey]`) that cause TSX transactions to abort. At compilation-time we can detect such calls and avoid that they reveal any sensitive information. For example by buffering the enclave’s seal key during the first call to the enclave.

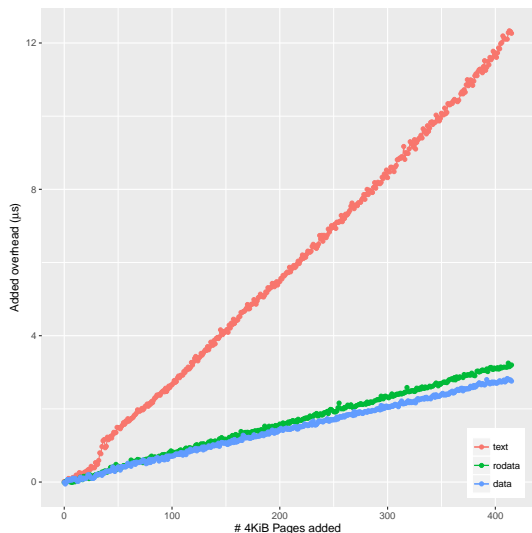


Figure 3: Overhead of increasing enclave sizes per page type.

5.3 Performance Evaluation

We ran our experiments on a standard Dell Desktop equipped with an Intel Skylake i7-6700 processor, 16 GiB RAM (no swap space) and a SATA-connected SSD. During the benchmarks the machine was connected on an ethernet network. We also disabled SpeedStep, P-States, C-states and TurboBoost to get more stable benchmark results.

5.3.1 Microbenchmarks.

Impact of Filling the TLB. To assess the impact of filling the TLB, we created a dummy enclave with an empty enclave function. We called the enclave 1,000 times and recorded the required time. Next, we gradually increased the number of read-only, writable and executable pages. The results are displayed in Figure 3.

As expected adding an executable page is the most costly at $0.030 \mu\text{s}$ per page. More surprising was that adding a read-only page is with $0.008 \mu\text{s}/\text{page}$ more time-consuming than adding a writable page ($0.007 \mu\text{s}/\text{page}$).

Unfortunately, when running the benchmark within a TSX transaction we see that when we added 316 additional data pages (totaling 325 pages), we reached a hard limit. To ensure that we have write access to data pages, we need to read/write to every page. This quickly consumes a large fraction of the transaction’s write set. After adding 316 pages, insufficient space is left to execute the microbenchmark. We discuss the impact of enclave sizes in Section 6.

5.3.2 Macrobenchmarks.

Executing on an Idle System. Benchmarking applications that wrap large code sizes in TSX transactions is challenging. Implementing an application and measuring its median execution time over a large number of runs, does not reliably indicate how the application will perform in a real-life scenario. In Section B we will show that performance is impacted by (1) whether the previous

Benchmark	unprot.	Heisenberg-HW		Heisenberg-SW		
	time	overhead	# int.	overhead	# aborts	# commits
Fibo	714.052ms	-4.57%	173	22.54%	1,544,	2,019,273
SHA512	10.087 μs	1.56%	0	-34.43%	0	5

Table 2: Microbenchmarks for Heisenberg-HW/-SW when executing on an idle system.

transaction succeeded. Once a transaction succeeds, it is much more likely to run to completion again. This favors standard benchmark settings, but in practice an application may only be executed at large time intervals. (2) What the load is on the system in a multicore processor, even when we reserve a core for our application and offload IRQs.

Even though we acknowledge these shortcomings, we implemented two benchmarks and execute them on a reserved (physical) core. Table 2 displays the results. First, we implemented a small enclave that recursively calculates the 40th Fibonacci number and measured its performance over 100 runs. Executing the enclave protected with Heisenberg-SW (INIT_CNTR=1,800, FUNC_SKP=1) requires over 2 million intermediate commits leading to a performance overhead of 22.54%. When protected with Heisenberg-HW, the enclave was interrupted 173 times over a median time of 681.42ms. This resulted in a speedup of 4.57%. We suspect that by preloading TLB-entries, the out-of-order execution engine performs much better as pipeline stalls due to page-table walks are reduced.

While Shinde et al. [51] indicate that their SHA-512 implementation confines input-dependent memory accesses to a single page, this may not always be the case. Linking additional code in the same enclave, may spill memory accesses to adjacent pages. Nor is this sufficient. Van Bulck et al. [12] show that even such enclaves can be attacked successfully. As expected, protecting our SHA-512 implementation ported from Arm Mbed [2] with Heisenberg-HW finishes in only $10.24 \mu\text{s}$. In all 1,000 runs the execution was not interrupted and overhead remains negligible with only 1.56%. When protecting the enclave with Heisenberg-SW, performance improves significantly (34.42%). Again we believe this is caused by the processor’s cache replacement strategy that attempts not to abort TSX transactions due to cache conflicts in the (processor-wide) L3 cache. As transactions need to remain in all cache levels (i.e., the L3 cache is inclusive) until completion and each SHA-512 invocation will reference the same cache lines, it will suffer from very low cache pressure. This is consistent with the results presented in Appendix B §1. The Heisenberg-HW and unprotected enclave versions, do not experience this favorable cache replacement strategy.

Executing under Realistic System Load. We also ported the FreeType library version 2.5.3 to bare SGX hardware. The same version was attacked by Xu [62] and proved too complex for Shinde et al. [51] to defend against using a compiler-based defense. FreeType provides a type setting service. In our benchmark, we type set “Hello World!” under an 25° angle on a canvas of 640 by 480 pixels. Each pixel was recorded as a single character.

With 109,046 lines of C code, this enclave has a considerable size. As we also included the Arial font in the enclave, the overall enclave size is also much larger with 439 pages in total. Unfortunately, this

System load	unprotected	Heisenberg-HW			Heisenberg-SW					
	time (in ms)	time (in ms)	overhead	# re-entries	time (in ms)	overhead	INIT_CNTR	FUNC_SKP	med aborts	# commits
idle	1.247	1.256	0.66%	0	7.357	489.85%	1,100	6	5	2,240
idle	1.247	1.256	0.66%	0	4.978	299.11%	1,100	11	13	2,189
writes	1.249	1.261	0.96%	0	7.967	538.05%	1,100	6	166	2,240
writes	1.249	1.261	0.96%	0	5.826	366.52%	1,100	11	192	2,189
I/O stress	1.259	1.320	4.88%	0	9.180	629.16%	1,100	6	846	2,240
I/O stress	1.259	1.320	4.88%	0	6.238	395.46%	1,100	11	538	2,189
llvm	1.288	1.369	8.38	0	7.366	471.94%	1,100	6	9	2,240
llvm	1.288	1.369	8.38	0	41.826	3,147.39%	1,100	11	10,777	2,189

Table 3: Benchmark results for FreeType under various conditions and settings. Figures in bold shows Heisenberg-SW’s configuration with the smallest overhead under the given system load.

proved to be too large for Heisenberg-SW. We could not write-access all 107 data pages, and resorted to only read-accessing them. The access rights of executable pages were verified correctly.

We tested 80 different Heisenberg-SW configurations on an idle system with INIT_CNTR values ranging between 100 and 2,000 (steps of 100) and FUNC_SKP ranging between 1 and 16 (steps of 5). The best performing configuration of Heisenberg-SW resulted in an overhead of 299.11% (INIT_CNTR=1,100, FUNC_SKP=11) with 2,189 intermediate commits (see Table 3).

As Intel TSX performance depends heavily on system load (see Appendix B), we performed the same benchmark while the other available cores were indefinitely writing to a 2 MiB buffer (“writes”), performing disk accesses with the stress-tool and compiling the llvm-3.9 compiler. Even though we reserved a physical core for our benchmarks and interrupts were offloaded to another core, the number of aborts skyrocketed from 13 (idle) to 10,777 (llvm). We could not reduce overhead by searching for a better configuration for Heisenberg-SW, with one notable execution. During llvm compilation performance overhead could be reduced from 3,147% to 471% by also inlining functions larger than 6 LLVM IR LoCs instead of 11. But as the median number of aborts also dropped from 10,777 to only 9, we expect this is caused by variations in system load.

Heisenberg-HW performs much better when tested under the same system loads; overhead increased only from 0.66% to 8.38% as more than 50% of enclave calls were not interrupted and did not require pre-loading the TLB again. This strengthens our believe that IRQs *can* be offloaded to different cores, but that this has only limited impact for TSX transactions.

6 DISCUSSION: ENCLAVE SIZES

The root cause of Xu’s et al. [62] and related attacks [12, 59] is that EPC memory is limited. In current implementations only 128 MiB RAM memory is reserved for SGX of which only 96 MiB can be allocated to store enclaved code and data. Many SGX use cases remain well below this limit, requiring only a few hundred kilobytes to a few megabytes of EPC memory. This includes software implementations of hardware-based security solutions [29], security sensitive parts of applications [38, 39, 53, 55], and enclaves that provide a security service to untrusted applications [40, 54, 56].

When multiple small enclaves are present in the system 96 MiB of EPC memory may not be sufficient. This is especially challenging in a cloud setting where a hypervisor may virtualize EPC memory, oblivious to virtual machines running on top; a kernel cannot guarantee that all enclave pages are present when an enclave is

entered or resumed. For previously proposed solutions [14, 50] such conditions will trigger a false-positive conclusion that the enclave is under attack. Heisenberg’s reactive approach handles such situations more gracefully. An enclave page that has been paged out by the hypervisor will result in the page fault when the TLB is pre-filled. After the enclave page is loaded back in EPC memory, execution can be resumed safely.

In Skylake processors only 1,536 TLB entries [31] are available. Enclaves larger than 6 MiB exceed this limit and their page address translations cannot completely be preloaded. In such cases we must resort to static analysis. Attackers observing the page table can only learn enclave secrets when secret dependent page accesses occur. But many pages are accessed independent of sensitive information. Such page translations can be omitted during Heisenberg’s TLB pre-loading phase. Gruss et al. [26] take such an approach to defend against cache attacks. Note that TLB pressure would be reduced 512x when support for 2 MiB pages is added to SGX, avoiding any need for static analysis.

Enclaves larger than 96 MiB are challenging. As they are always partially paged out of EPC memory, they always reveal some information. Probabilistic defenses such as ASLR [48] handle such situations gracefully, but only increase the bar for page-table-based attacks slightly [12, 59, 62]. We propose two future research directions. General-purpose solutions for large enclaves could apply mechanisms from oblivious RAM (ORAM) implementations to hide page accesses, not individual memory accesses. Liu et al. [37] propose an interesting technique by applying “scratchpad” memory that cannot be observed by an attacker. Heisenberg could provide scratchpad memory whose page accesses are oblivious to an attacker.

Alternatively, special-purpose solutions can be applied. Fuhry et al. [23] consider the problem of enclaves that search in a huge data set and need to hide access patterns to their search tree. Their solution places the integrity and confidentiality protected search tree in unprotected memory. An attacker observing accesses to this tree will not learn any information. Such solutions still require that page accesses of the enclave itself are oblivious to an attacker.

7 RELATED WORK

Academic researchers have been proposing protected-module architectures for a long time [39, 53]. Surprisingly page-table-based side channels against such architectures have only been described [12, 59, 62] recently. However, some early designs are not vulnerable to such attacks as they set up their own page tables [39], avoid

that page tables can be monitored [55, 61] or simply because the targeted platforms do not provide virtual memory [8, 34, 43].

In Intel SGX page-table-based side channels cannot easily be avoided. As it also tries to defend against potentially malicious cloud providers [5, 11, 46], it cannot rely on a more privileged software layer such as a hypervisor. At the same time, it still wants to enable system software to govern platform resources such as EPC memory. Designs where enclave pages are locked in main memory [22] or where enclaves rely on referencing physical memory directly without a hypervisor controlling guest-physical to host-physical address page tables [18, 21], are not acceptable.

Shih et al. [50] propose in their NDSS’17 paper T-SGX, a reactive defense mechanism that wraps enclave execution in TSX transactions. When the same transaction is aborted more than 5 times, this is seen as an attack and the enclave is destroyed.

Chen et al. [14] use a similar approach but rely on Intel TSX in a separate enclave thread to construct a secure clock. The enclaved program checks the secure clock during its execution. Any significant deviation from the expected execution time, must have originated from an asynchronous enclave exit (AEX). Once detected a security policy can be implemented to determine whether the system is under attack and how it should be addressed.

Both T-SGX as Déjà-Vu suffer from limitations inherent to reactive defenses against page-table based side channels: (1) attacks may use information leaks that can be observed without causing enclave exits [12], (2) the absence of a page fault itself already leaks information that a specific page is not required, (3) even under benign conditions enclaves will be interrupted, (4) once an attack is detected it is challenging to securely resume execution. In contrast, Heisenberg is a proactive defense mechanism that avoids these shortcomings (see Section 2.3).

At the SysTEX’16 workshop Völp et al. [58] proposed to enable SGX enclaves to temporarily disable interrupts in order to execute preparation code within the enclave. But this also requires a delicate balance. A too short time frame would significantly limit the code that can be executed atomically. A too large time frame limits system software to handle interrupts in a timely manner and affects fair scheduling of processes and virtual machines.

Other approaches rely heavily on rewriting software running in enclaves. Shinde et al. [51] implement a compiler pass that forces code to be page-fault oblivious: by adding dummy branches it is ensured that all execution traces access the same pages in the same order. It is assumed that once an enclave accesses a page, system software can only revoke access after a page fault. Interrupts [12] are not considered. The authors also acknowledge that their defense technique cannot be applied when the enclaved application (e.g., the FreeType library) follows a too unbalanced execution tree.

Obfuscated enclave code make it harder to reconstruct or analyze control flow and also raises the bar for page-table based side-channel attacks. Seo et al. [48] propose SGX-Shield, a fine-grained ASLR mechanism [6] that randomizes 32 byte-sized execution units within the enclave in order to defend against low-level attacks against enclave code (e.g., ROP attacks [49]), Schuster et al. [46] apply another approach by loading and executing encrypted payloads. Both approaches only provide limited protection as (1) the decryption and randomization process itself could be attacked [62], (2)

observing changes in page accesses given known enclave input/output may reveal valuable information. For example an attacker targeting the example of Section 2.1, may learn that a specific page is accessed if and only if a specific disorder is detected, by analyzing known DNA samples. Finally (3) publicly available libraries may exert unique page access footprints, potentially revealing which code is executing within the enclave. We investigate in future work.

Finally Intel suggests [33] to “align specific code and data blocks to exist entirely within a single page.” The cryptographic community goes even further and proposes to eliminate branches completely [16]. While such solutions may be feasible for specific software, it is extremely hard for generic code and would lead to unacceptable performance overheads.

Other related work tries to defend against other side channel attacks. Gruss et al. [26] for example showed that TSX could be used to cloak cache accesses by pre-loading data in transactions. But similar to Heisenberg-SW, this approach may lead to significant performance overhead or even non-termination when applied on systems under heavy load. These disadvantages could be eliminated when our proposed hardware modifications are adopted for systems with an exclusive L3 cache (e.g., the Skylake-server architecture).

8 CONCLUSION

We presented Heisenberg, a proactive defense mechanism that provides complete protection to enclaves against page-table based side channels. Heisenberg verifies and preloads enclave page translations before confidentiality-sensitive code is executed. This enables it to (1) protect against even the most novel page-table based attacks and (2) avoids the shortcomings of reactive defenses.

We evaluated two implementations. Heisenberg-SW uses Intel TSX and can be readily applied on platforms lacking HyperThreading support (35% of all SGX-capable processors). Platforms with HyperThreading support can rely on PCR registers to determine whether HyperThreading has been properly disabled in the BIOS.

We showed that Intel TSX can lead to huge performance overhead or even non-termination when applied to hook enclave resumes. This makes any defense mechanism using Intel TSX in such a way a short-term solution. Heisenberg-HW relies on very limited hardware modifications to avoid these shortcomings.

ACKNOWLEDGMENT

This research is partially funded by the Research Fund KU Leuven. Raoul Strackx is supported by a grant of the Research Foundation - Flanders (FWO).

REFERENCES

- [1] Ittai Anati, Shay Gueron, S Johnson, and V Scarlata. Innovative technology for CPU based attestation and sealing. In *Proceedings of the 2nd International Workshop on Hardware and Architectural Support for Security and Privacy*, HASP’13. ACM, 2013.
- [2] ARMmbed. Ssl library mbedtls / polarssl: Download for free or buy a commercial license, 2017.
- [3] Sergei Arnautov, Bohdan Trach, Franz Gregor, Thomas Knauth, Andre Martin, Christian Priebe, Joshua Lind, Divya Muthukumaran, Dan O’Keeffe, Mark L. Stillwell, David Goltzsche, David Eysers, Rüdiger Kapitza, Peter Pietzuch, and Christof Fetzer. Score: Secure linux containers with intel sgx. In *Proceedings of the 12th USENIX Conference on Operating Systems Design and Implementation*, OSDI’16, pages 689–703, Berkeley, CA, USA, 2016. USENIX Association.
- [4] A.M. Azab, P. Ning, and X. Zhang. SICE: a hardware-level strongly isolated computing environment for x86 multi-core platforms. In *Proceedings of the*

- 18th ACM Conference on Computer and communications security, CCS'11, pages 375–388. ACM, 2011.
- [5] Andrew Baumann, Marcus Peinado, and Galen Hunt. Shielding applications from an untrusted cloud with Haven. In *USENIX Symposium on Operating Systems Design and Implementation (OSDI'14)*, 2014.
 - [6] Sandeep Bhatkar, Daniel C DuVarney, and Ron Sekar. Address obfuscation: An efficient approach to combat a broad range of memory error exploits. In *Proceedings of the 12th USENIX security symposium*, volume 12 of *SSYM'03*, pages 105–120, Berkeley, CA, USA, 2003. USENIX Association.
 - [7] Kirk Brannock, Prashant Dewan, Frank McKeen, and Uday Savagaonkar. Providing a Safe Execution Environment. *Intel Technology Journal*, 13(2):36–51, June 2009.
 - [8] Ferdinand Brasser, Brahim El Mahjoub, Ahmad-Reza Sadeghi, Christian Wachsmann, and Patrick Koerberl. Tyan: Tiny trust anchor for tiny devices. In *Proceedings of the 52nd Annual Design Automation Conference, DAC'15*, pages 34:1–34:6, New York, NY, USA, 2015. ACM.
 - [9] Ferdinand Brasser, Urs Müller, Alexandra Dmitrienko, Kari Kostiaainen, Srdjan Capkun, and Ahmad-Reza Sadeghi. Software grand exposure: SGX cache attacks are practical. *CoRR*, abs/1702.07521, 2017.
 - [10] Helena Brekalo, Raoul Strackx, and Frank Piessens. Mitigating password database breaches with intel sgx. In *Proceedings of the 1st Workshop on System Software for Trusted Execution, SysTEX '16*, pages 1:1–1:6, New York, NY, USA, 2016. ACM.
 - [11] Stefan Brenner, Colin Wulf, David Goltzsche, Nico Weichbrodt, Matthias Lorenz, Christof Fetzer, Peter Pietzuch, and Rüdiger Kapitza. Securekeeper: Confidential zookeeper using intel sgx. In *Proceedings of the 17th International Middleware Conference, Middleware '16*, pages 14:1–14:13, New York, NY, USA, 2016. ACM.
 - [12] Jo Van Bulck, Nico Weichbrodt, Rüdiger Kapitza, Frank Piessens, and Raoul Strackx. Telling your secrets without page faults: Stealthy page table-based attacks on enclaved execution. In *26th USENIX Security Symposium (USENIX Security 17)*, 2017.
 - [13] D. Champagne and R.B. Lee. Scalable architectural support for trusted software. In *Proceedings of the 16th International Symposium on High Performance Computer Architecture, HPCA'10*, pages 1–12, Los Alamitos, CA, USA, 2010. IEEE Computer Society.
 - [14] Sanchuan Chen, Xiaokuan Zhang, Michael K. Reiter, and Yinqian Zhang. Detecting privileged side-channel attacks in shielded execution with déjà vu. In *Proceedings of the 2017 ACM on Asia Conference on Computer and Communications Security, ASIA CCS '17*, pages 7–18, New York, NY, USA, April 2017. ACM.
 - [15] Xiaoxin Chen, Tal Garfinkel, E. Christopher Lewis, Pratap Subrahmanyam, Carl A. Waldspurger, Dan Boneh, Jeffrey Dworkin, and Dan R. K. Ports. Overshadow: A virtualization-based approach to retrofitting protection in commodity operating systems. In *Proceedings of the 13th conference on architectural support for programming languages and operating systems, ASPLOS'08*, pages 2–13, New York, NY, USA, 2008. ACM.
 - [16] Bart Coppens, Ingrid Verbauwhede, Koen De Bosschere, and Bjorn De Sutter. Practical mitigations for timing-based side-channel attacks on modern x86 processors. In *2009 IEEE Symposium on Security and Privacy*, pages 45–60. IEEE, 2009.
 - [17] Victor Costan and Srinivas Devadas. Intel SGX explained. Cryptology ePrint Archive, Report 2016/086, 2016.
 - [18] Victor Costan, Ilija Labedev, and Srinivas Devadas. Sanctum: Minimal hardware extensions for strong software isolation. Cryptology ePrint Archive, Report 2015/564, 2015.
 - [19] Peter J. Denning. Thrashing: Its causes and prevention. In *Proceedings of the December 9-11, 1968, Fall Joint Computer Conference, Part I, AFIPS '68 (Fall, part I)*, pages 915–922. ACM, 1968.
 - [20] K. El Defrawy, D.P. Aurélien Francillon, and G. Tsudik. SMART: Secure and minimal architecture for (establishing a dynamic) root of trust. In *Proceedings of the Network & Distributed System Security Symposium, NDSS'12*, February 2012.
 - [21] D. Evtushkin, J. Elwell, M. Ozsoy, D. Ponomarev, N. A. Ghazaleh, and R. Riley. Iso-X: A flexible architecture for hardware-managed isolated execution. In *47th Annual IEEE/ACM International Symposium on Microarchitecture*, pages 190–202, December 2014.
 - [22] Andrew Ferraiuolo, Yao Wang, Rui Xu, Danfeng Zhang, Andrew Myers, and Edward Suh. Full-processor timing channel protection with applications to secure hardware compartments. Computing and information science technical report, Cornell University, November 2015.
 - [23] Benny Fuhr, Raad Bahmani, Ferdinand Brasser, Florian Hahn, Florian Kerschbaum, and Ahmad-Reza Sadeghi. Hardidx: Practical and secure index with SGX. *CoRR*, abs/1703.04583, 2017.
 - [24] Johannes Götzfried, Moritz Eckert, Sebastian Schinzel, and Tilo Müller. Cache attacks on intel sgx. In *Proceedings of the 10th European Workshop on Systems Security, EuroSec'17*, pages 2:1–2:6, New York, NY, USA, 2017. ACM.
 - [25] Ben Gras, Kaveh Razavi, Erik Bosman, Herbert Bos, and Cristiano Guiffrida. ASLR on the Line: Practical Cache Attacks on the MMU. In *NDSS*, February 2017.
 - [26] Daniel Gruss, Julian Lettner, Felix Schuster, Olya Ohrimenko, Istvan Haller, and Manuel Costa. Strong and efficient cache side-channel protection using hardware transactional memory. In *26th USENIX Security Symposium (USENIX Security 17)*, pages 217–233, Vancouver, BC, 2017. USENIX Association.
 - [27] Marcus Hähnel, Weidong Cui, and Marcus Peinado. High-resolution side channels for untrusted operating systems. In *2017 USENIX Annual Technical Conference (USENIX ATC 17)*, pages 299–312, Santa Clara, CA, 2017. USENIX Association.
 - [28] J.A. Halderman, S.D. Schoen, N. Heninger, W. Clarkson, W. Paul, J.A. Calandrino, A.J. Feldman, J. Appelbaum, and E.W. Felten. Lest we remember: Cold boot attacks on encryption keys. In *USENIX Security Symposium, SSYM'08*, pages 45–60, New York, NY, USA, 2008. ACM.
 - [29] Matthew Hoekstra, Reshma Lal, Pradeep Pappachan, Vinay Phegade, and Juan Del Cuvillo. Using innovative instructions to create trustworthy software solutions. In *Proceedings of the 2nd International Workshop on Hardware and Architectural Support for Security and Privacy, HASP'13*, page 11, New York, NY, USA, 2013. ACM.
 - [30] Intel. Intel product specification advanced search. <https://ark.intel.com/Search/>.
 - [31] Intel. *Intel 64 and IA-32 architectures optimization reference manual*, November 2016.
 - [32] Intel. *Intel 64 and IA-32 Architectures Software Developer's Manual – Combined Volumes: 1, 2A, 2B, 2C, 2D, 3A, 3B, 3C and 3D*, December 2016.
 - [33] Intel. *Intel Software Guard Extensions Developer Guide*, January 2017.
 - [34] Patrick Koerberl, Steffen Schulz, Ahmad-Reza Sadeghi, and Vijay Varadharajan. Trustlite: a security architecture for tiny embedded devices. In *Proceedings of the Ninth European Conference on Computer Systems, EuroSys'14*, page 10, New York, NY, USA, 2014. ACM.
 - [35] Klaudia Krawiecka, Andrew Paverd, and N. Asokan. Protecting password databases using trusted hardware. In *Proceedings of the 1st Workshop on System Software for Trusted Execution, SysTEX '16*, pages 9:1–9:6, New York, NY, USA, 2016. ACM.
 - [36] Sangho Lee, Ming-Wei Shih, Prasun Gera, Taesoo Kim, Hyesoon Kim, and Marcus Peinado. Inferring fine-grained control flow inside SGX enclaves with branch shadowing. *CoRR*, abs/1611.06952, 2016.
 - [37] Chang Liu, Austin Harris, Martin Maas, Michael Hicks, Mohit Tiwari, and Elaine Shi. GhostRider: A hardware-software system for memory trace oblivious computation. In *Proceedings of the Twentieth International Conference on Architectural Support for Programming Languages and Operating Systems, ASPLOS '15*, pages 87–101, New York, NY, USA, 2015. ACM.
 - [38] Jonathan M. McCune, Yanlin Li, Ning Qu, Zongwei Zhou, Anupam Datta, Virgil Gligor, and Adrian Perrig. TrustVisor: Efficient TCB reduction and attestation. In *Proceedings of the IEEE Symposium on Security and Privacy, S&P'10*, pages 143–158, Washington, DC, USA, May 2010. IEEE Computer Society.
 - [39] Jonathan M. McCune, Bryan Parno, Adrian Perrig, Michael K. Reiter, and Hiroshi Isozaki. Flicker: An execution infrastructure for TCB minimization. In *Proceedings of the ACM European Conference in Computer Systems, EuroSys'08*, pages 315–328, New York, NY, USA, April 2008. ACM.
 - [40] Jonathan M. McCune, Adrian Perrig, and Michael K. Reiter. Safe passage for passwords and other sensitive data. In *Proceedings of the Symposium on Network and Distributed Systems Security, NDSS'09*. Internet Society, February 2009.
 - [41] Frank McKeen, Ilya Alexandrovich, Alex Berenzon, Carlos V Rozas, Hisham Shafi, Vedvyas Shanbhogue, and Uday R Savagaonkar. Innovative instructions and software model for isolated execution. In *Proceedings of the 2nd International Workshop on Hardware and Architectural Support for Security and Privacy, HASP'13*, page 8, New York, NY, USA, 2013. ACM.
 - [42] Ahmad Moghimi, Gorka Irazoqui, and Thomas Eisenbarth. Cachezoom: How SGX amplifies the power of cache attacks. *CoRR*, abs/1703.06986, 2017.
 - [43] Job Noorman, Pieter Agten, Wilfried Daniels, Raoul Strackx, Anthony Van Herrewege, Christophe Huygens, Bart Preneel, Ingrid Verbauwhede, and Frank Piessens. Sancus: Low-cost trustworthy extensible networked devices with a zero-software trusted computing base. In *22nd USENIX Security Symposium, SSYM'13*. USENIX Association, 2013.
 - [44] Himanshu Raj, Stefan Saroiu, Alec Wolman, Ronald Aigner, Jeremiah Cox, Paul England, Chris Fenner, Kinshuman Kinshumann, Jork Loeser, Dennis Mattoon, Magnus Nystrom, David Robinson, Rob Spiger, Stefan Thom, and David Wooten. ftpm: A software-only implementation of a tpm chip. In *25th USENIX Security Symposium (USENIX Security 16)*, pages 841–856, Austin, TX, August 2016. USENIX Association.
 - [45] Ravi Sahita, Ulhas Warriar, and Prashant Dewan. Protecting Critical Applications on Mobile Platforms. *Intel Technology Journal*, 13(2):16–35, June 2009.
 - [46] Felix Schuster, Manuel Costa, Cedric Fournet, Christos Gkantsidis, Marcus Peinado, Gloria Mainar-Ruiz, and Mark Russinovich. VC3: Trustworthy data analytics in the cloud. Technical Report MSR-TR-2014-39, Microsoft Research, February 2014.
 - [47] Michael Schwarz, Samuel Weiser, Daniel Gruss, Clémentine Maurice, and Stefan Mangard. Malware guard extension: Using sgx to conceal cache attacks. In *14th International Conference on Detection of Intrusions and Malware, and Vulnerability Assessment, DIMVA'17*.
 - [48] Jaebaek Seo, Byoungyoung Lee, Seongmin Kim, and Ming-Wei Shih. SGX-Shield: Enabling address space layout randomization for sgx programs. In *Proceedings of the 2017 Network and Distributed System Security Symposium (NDSS 2017)*, February 2017.

- [49] Hovav Shacham. The geometry of innocent flesh on the bone: return-into-lib without function calls (on the x86). In *Proceedings of the 14th ACM conference on Computer and communications security, CCS '07*, pages 552–561, New York, NY, USA, 2007. ACM.
- [50] Ming-Wei Shih, Sangho Lee, Taesoo Kim, and Marcus Peinado. T-SGX: Eradicating controlled-channel attacks against enclave programs. In *Proceedings of the 2017 Network and Distributed System Security Symposium (NDSS 2017)*, February 2017.
- [51] Shweta Shinde, Zheng Leong Chua, Viswesh Narayanan, and Prateek Saxena. Preventing page faults from telling your secrets. In *Proceedings of the 11th ACM on Asia Conference on Computer and Communications Security, ASIACCS'16*, pages 317–328. ACM, 2016.
- [52] Shweta Shinde, Shruti Tople, Deepak Kathayat, and Prateek Saxena. Podarch: Protecting legacy applications with a purely hardware tcb. Technical report, National University of Singapore, 2015.
- [53] Lenin Singaravelu, Calton Pu, Hermann Härtig, and Christian Helmuth. Reducing TCB complexity for security-sensitive applications: three case studies. In *Proceedings of the 1st ACM SIGOPS/EuroSys European Conference on Computer Systems, EuroSys'06*, pages 161–174, New York, NY, USA, 2006. ACM.
- [54] Raoul Strackx, Bart Jacobs, and Frank Piessens. ICE: A passive, high-speed, state-continuity scheme. In *Annual Computer Security Applications Conference, ACSAC'14*, 2014.
- [55] Raoul Strackx and Frank Piessens. Fides: Selectively hardening software application components against kernel-level or process-level malware. In *Proceedings of the 19th ACM conference on Computer and Communications Security, CCS'12*, pages 2–13, New York, NY, USA, October 2012. ACM.
- [56] Raoul Strackx and Frank Piessens. Ariadne: A minimal approach to state continuity. In *25th USENIX Security Symposium (USENIX Security 16)*, pages 875–892, Austin, TX, August 2016. USENIX Association.
- [57] Chia-Che Tsai and Don Porter. Graphene-sgx library os - a library os for linux multi-process applications, with intel sgx support, 2017. Accessed: 02/14/2017.
- [58] Marcus Völz, Adam Lackorzynski, Jérémie Decouchant, Vincent Rahli, Francisco Rocha, and Paulo Esteves-Verissimo. Avoiding leakage and synchronization attacks through enclave-side preemption control. In *Proceedings of the 1st Workshop on System Software for Trusted Execution, SysTEX '16*, pages 6:1–6:6, New York, NY, USA, 2016. ACM.
- [59] Wenhao Wang, Guoxing Chen, Xiaorui Pan, Yinqian Zhang, Xiaofeng Wang, Vincent Bindschadler, Haixu Tang, and Carl A. Gunter. Leaky cauldron on the dark land: Understanding memory side-channel hazards in sgx. 2017.
- [60] Nico Weichbrodt, Anil Kurmus, Peter Pietzuch, and Rüdiger Kapitza. AsyncShock: Exploiting synchronisation bugs in Intel SGX enclaves. September 2016.
- [61] P. Wilson, A. Frey, T. Mihm, D. Kershaw, and T. Alves. Implementing embedded security on dual-virtual-cpu systems. *IEEE Design & Test of Computers*, 24(6):582–591, November 2007.
- [62] Yuanzhong Xu, Weidong Cui, and Marcus Peinado. Controlled-channel attacks: Deterministic side channels for untrusted operating systems. In *36th IEEE Symposium on Security and Privacy*. IEEE, May 2015.

A BACKGROUND: INTEL SOFTWARE GUARD EXTENSIONS

Some notable design decisions were made for Intel SGX to cooperate seamlessly with legacy operating systems. We introduce important aspects here, but refer the reader to the Intel Manuals [32] and other documentation [1, 29, 41] for more details.

Basic Operation. From a high overview, Intel SGX relies on two key properties: a program-counter-based access control mechanism and key derivation. After modules are created, access rights change according to the currently executing instruction. Software running outside the enclave – at any privilege level – cannot access the enclave’s memory region in any way. Only predefined entry points can be called. As these entry points are located within the enclave, memory regions within the enclave become accessible. To enable enclaves to integrate easily in OS processes, and to pass data to and from the enclave, (untrusted) process memory remains accessible.

This enclave isolation mechanism is only enforced after the enclave has been properly initialized. This opens up a small window of opportunity for an attacker to modify the enclave when it is created. SGX’ key derivation mechanism mitigates such attacks. At creation time, a unique set of keys is derived based on a platform secret and

the initial state of the enclave. Any modification during set-up, will lead to different cryptographic keys. This will prevent an attacker from (1) accessing sensitive data that was stored confidentiality and integrity protected by a previous, genuine enclave and (2) attesting the execution of the modified enclave to a third party.

Untrusted Page Tables. SGX enclaves execute in the same address space as their process. This enables easy development of enclaves as data passed to and from enclaves does not need to be marshaled. By simply passing a pointer to unprotected memory, the enclave itself can directly read and write in- and output.

Even though the correct mapping of virtual enclave pages to physical memory is paramount for security, the address translation units remain untrusted. Instead SGX applies a use-but-verify approach. The untrusted legacy kernel remains in charge of creating the segmentation and page tables, but the SGX hardware checks whether this mapping is correct.

When a logical address is referenced by a process, it is first passed through the segmentation unit. As in x86 64-bit mode the base addresses and limits for segments %CS, %DS, %SS and %ES are enforced to be set to $0x00000000$ and $2^{64} - 1$ respectively, no additional checks are performed.

After the segmentation unit returned a linear address, it is passed through the paging unit. There the linear address is first located in the translation look-aside buffer (TLB). If it is not found there, the page tables (and extended page tables, when present) are walked until a physical address is found eventually. Additional checks now need to be performed. An attacker in control of the untrusted page tables, must not be able to map enclave pages to incorrect physical memory or disable protection bits (e.g., W-xor-X prevention). SGX facilitates this verification by dividing SGX reserved memory into an *enclave page cache* (EPC) and an *enclave page cache map* (EPCM). Each 4 KiB page in EPC memory has a unique entry in the EPCM that keeps track of the validity of the page, its type, a reference to which enclave it belongs to and so on. For regular pages it also keeps track of their linear addresses they are supposed to be mapped on and their access rights. After the page table walk resulted in a physical location in EPC memory, its related EPCM entry is fetched. When the metadata stored there matches with the translation of the page table unit, the linear-to-physical mapping is added to the TLB. To ensure that the translations in the TLB remain up to date, the TLB is flushed automatically upon every enclave entry and exit.

Enclave Page Eviction. Intel SGX does not only protect sensitive enclaved information from attackers who infiltrated at any privilege level (kernel, hypervisor, etc.). It also protects against coldboot attacks [28] and attackers snooping the memory bus. A hardware encryption engine ensures that enclave memory is only available in plaintext when it resides in one of the CPU’s caches. Before it is sent to main memory, it is on the fly confidentiality, integrity and version protected by the encryption engine. By statically allocating EPC/EPCM memory as a contiguous physical memory region of typically 128 MB, the implementation of the encryption engine becomes manageable.

Unfortunately, this construct places a hard limit on the amount of protected memory. The overall demand for SGX memory may be much larger, especially in a cloud setting where multiple clients wish to execute enclaves at the same time in their own virtual

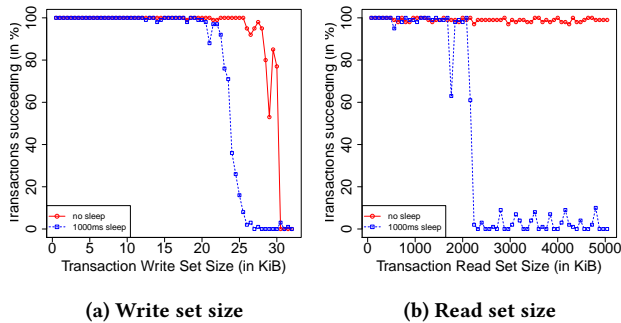


Figure 4: Test results of the size of RTM’s read and write set.

machines. The EPC/EPCM structures also play an important role here. Special instructions are available to system software to swap EPC pages in/out. A similar use-but-verify approach as for address translation is used: system software selects which EPC page needs to be evicted from EPC memory and manages the swap space. SGX hardware ensures that these pages are properly protected before leaving EPC memory and that the necessary checks are performed when they are swapped back in.

Interrupts. To ensure that system software remains in control over the platform, it is also paramount that malicious or badly-behaving enclaves can be interrupted at any moment in time. To prevent that sensitive information may leak through such interrupts, a stack of State Save Area (SSA) frames need to be reserved at enclave creation time. When an interrupt is received, registers are stored in the top frame of the SSA stack. Registers are then cleared and a dummy interrupt frame is pushed on the unprotected interrupt stack of the kernel. When the operating system has serviced the interrupt, a legacy “return-from-interrupt” instruction (`iret`) is issued. This will result in the implicit calling to a resume-from-enclave-interrupt-handler in the untrusted application. It is this untrusted handler that will issue the SGX `enclu[er]esume` instruction. Unlike legacy `iret` instructions, an `enclu[er]esume` will restore the entire processor state from the top SSA frame. It is not possible to register an interrupt handler within the enclave.

B TSX BEHAVIOR UNDER SYSTEM LOAD

Intel TSX has been proposed to avoid the communication overhead originating from taking explicit locks in multithreaded applications. Unfortunately Intel TSX cannot guarantee that transactions will ever be committed. To avoid such situations developers are urged [31] to fall back on explicit synchronization locks when transactions frequently abort. Unfortunately, this is infeasible when applied to hook SGX resumes [50]. We analyze Intel TSX’ limitations.

RTM Transaction Size. Transactions are constrained both in space and time. Transactions are aborted when their read or write set grow too large to be tracked or when an interrupt occurs. To assess their maximum practical size, we wrote small test programs. One version allocates a small buffer and transactionally fills it. When this transaction succeeds, we immediately attempt the same operation again and record the chances of this second transaction succeeding

immediately. Another version implements the same test, but waits 1 second between transactions.

Figure 4a displays the results. When the second transactions are started immediately and the write buffer is smaller than 28 KiB, the success rate of second transaction is higher than 90%. After the 30.5 KiB limit is reached, all transactions fail. When we introduce a cool down period of 1 second between transactions, success rates remain close to 100% for buffers smaller than 23 KiB, but drop sharply afterwards.

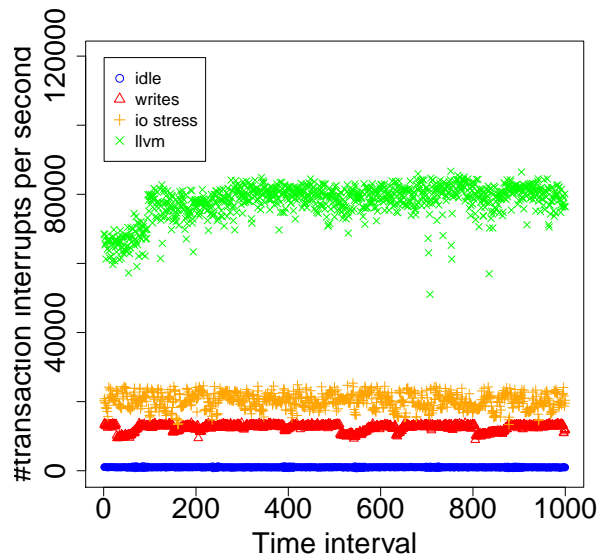
We performed the same test for read instructions. Transactions’ read set is tracked in L1 as well, but cache line evictions “may not always result in an immediate transactional abort since these cache lines may be tracked in an implementation-specific second level structure.” [31, §12.2.4.2] Our results (see Figure 4b) show indeed such behavior with transactions quickly surpassing the L1 cache size. When the buffer grows larger than 2,080 KiB, we again see a big impact of the cool down period.

We suspect that the impact of the cool down period originates from other processes occupying the same cache lines. Processes on other physical cores compete for the (inclusive) L3 cache. Processes running on the other logical core of a HyperThread-enabled processor, compete for the L2 cache as well. We suspect that when our benchmark tries to access a cache line that would cause a cache line to be evicted from another logical or physical core in L3, the entire transaction is aborted.

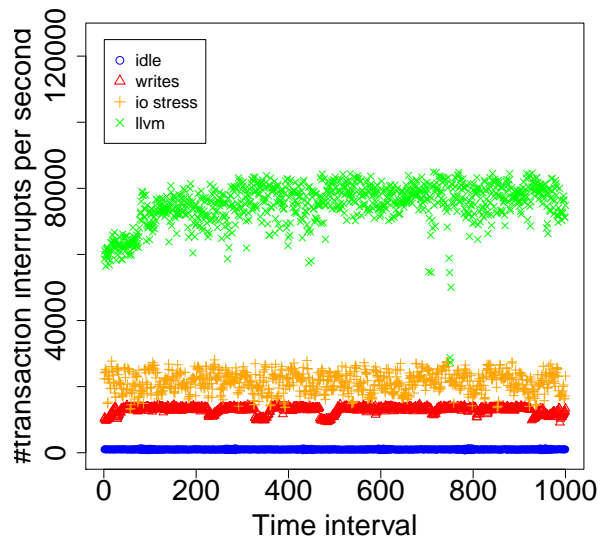
Transaction Aborts due to Interrupts. We wrote a small benchmark to assess the impact of system load on TSX transactions. Our benchmark starts a new transaction and immediately enters a `while(1)`-loop. We execute the benchmark on a reserved (physical) core and offload the IRQ interrupts² to another core. For a 1,000 second period, we track how many aborts are encountered per second and their cause. Unfortunately Intel TSX does only signals a transaction abort when an interrupt arrives. Therefore we assume all aborts without an explicitly reported cause, are due to interrupts. Next, we filter out all non-interrupt related transaction aborts and display the result in Figure 5a. When the system is running idle, 980 transaction abort per second (median). When the system comes under heavy load, this number increases significantly. When we instruct the other remaining logical cores to indefinitely write to a 2 MiB buffer, 12,854 transactions were interrupted per second. Performing disk intensive loads using the stress tool on the remaining available logical cores increases the transaction interrupts per second to 20,282. Finally we tested the system under a more realistic load and build the `llvm 3.9` compiler on the remaining logical cores. This led to a significant increase of 79,067 transaction interrupts per second due to interrupts. When we slightly modify our benchmark to first read a 4 KiB buffer before entering the endless loop, we received almost the exact same results. This strengthens our assumption that the transactions were indeed aborted due to interrupts.

Transaction Aborts due to Cache Conflicts. Using the same results of the previous benchmarks, we also look into the number of aborts solely caused by cache conflicts. Results are displayed in Figures 5c

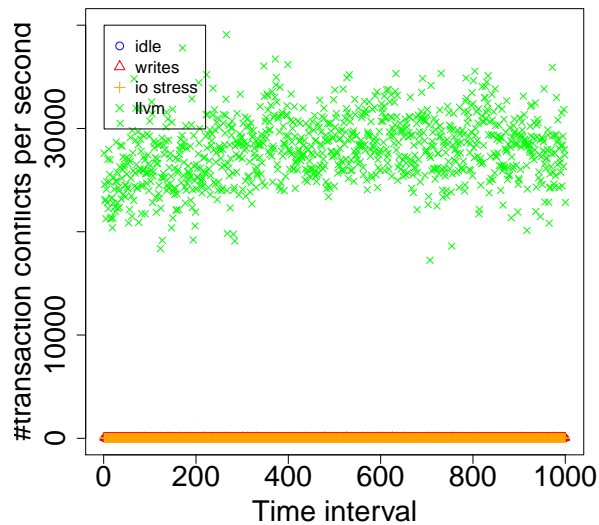
² We validated our setup by executing `watch -n1 -d "cat /proc/interrupts"` and watching interrupts being registered on each core.



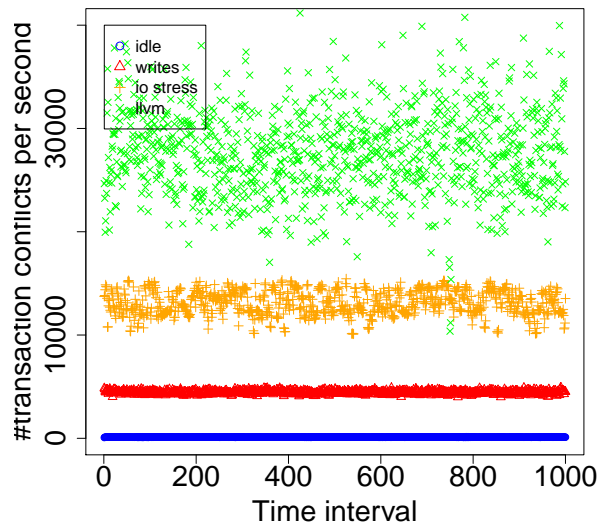
(a) Executing `while(1){}` in a transaction on a reserved core still experiences a large number of interrupts when the system becomes under heavy load.



(b) Reading 4 KiB in a transaction on a reserved core does not impact the number of interrupts when the system becomes under heavy load.



(c) Executing `while(1){}` in a transaction on a reserved core results in many more cache conflicts when the system comes under heavy load than an idle system.



(d) Reading 4 KiB in a transaction significantly increases the chances of memory conflicts when the system comes under heavy load, even when executing on a reserved core.

Figure 5: The number of TSX transaction aborts encountered depends heavily on system load. The graphs display the number of interrupts (Fig. 5a and 5b) and memory conflicts (Fig. 5c and 5d) per second under the given system load. All tests were performed on an otherwise reserved core. IRQs were also handled by other cores.

and 5d. Note the change of scale of the vertical axes. As expected, less than 44 (median) transaction aborts per second were caused by cache conflicts when we run the first benchmark on an idle system, or under I/O stress. When the other cores write to a 2 MiB buffer, the number of aborts due to cache conflicts increase to 67. While this load is memory intensive, only a small part of the cache is used. In addition the benchmark only uses a very small amount of stack memory to call the `rtm_begin` function (listing 3 line 11), which explains the modest amount of cache conflicts. Compiling the LLVM compiler on the other hand uses many more cache lines, which results in many more transaction aborts per second (27,913 aborts/s). As expected, reading a 4 KiB buffer before entering the endless loop, increases the likelihood of memory conflicts.

Conclusion. Our benchmarks show that when the system comes under heavy load, chances of transaction aborts increase significantly, even when executing on an isolated (physical) core and interrupts are offloaded to another core. This has significant impact

on *all* defense mechanism relying on Intel TSX to hook enclave `enclu[er]esume` instructions.

First, it shows that forcing an operating system or hypervisor to guarantee that a certain transaction abort limit is not exceeded, is extremely difficult. The entire system load needs to be taken into account, not just load running on a specific core. This has a detrimental effect on reactive defense mechanisms that attempt to detect ongoing attacks based on an unusual amount of transaction aborts.

Second, as transaction aborts depend heavily on system load, wrapping sensitive operations in a transaction is challenging. Splitting the operation in small transactions will lead to significant performance overhead. But too large operations may never terminate when the system is under heavy load. This makes any solution relying on Intel TSX to hook enclave resumes, only a short-term solution.