

Linear Time Clustering for High Dimensional Mixtures of Gaussian Clouds

Dan Kushnir, Shirin Jalali and Iraj Saniee

Bell Laboratories, Nokia, Murray Hill, NJ 07974

Abstract

Clustering mixtures of Gaussian distributions is a fundamental and challenging problem that is ubiquitous in various high-dimensional data processing tasks. While state-of-the-art work on learning Gaussian mixture models has focused primarily on improving separation bounds and their generalization to arbitrary classes of mixture models, less emphasis has been paid to practical computational efficiency of the proposed solutions. In this paper, we propose a novel and highly efficient clustering algorithm for n points drawn from a mixture of two arbitrary Gaussian distributions in \mathbb{R}^p . The algorithm involves performing random 1-dimensional projections until a direction is found that yields a user-specified clustering error ϵ . For a 1-dimensional separation parameter γ satisfying $\gamma = Q^{-1}(\epsilon)$, the expected number of such projections is shown to be bounded by $o(\ln p)$, when γ satisfies $\gamma \leq c\sqrt{\ln \ln p}$, with c as the separability parameter of the two Gaussians in \mathbb{R}^p . Consequently, the expected overall running time of the algorithm is linear in n and quasi-linear in p at $o(\ln p)O(np)$, and the sample complexity is independent of p . This result stands in contrast to prior works which provide polynomial, with at-best quadratic, running time in p and n . We show that our bound on the expected number of 1-dimensional projections extends to the case of three or more Gaussian components, and we present a generalization of our results to mixture distributions beyond the Gaussian model.

I. INTRODUCTION

Consider the problem of clustering a mixture of two Gaussian distributions in \mathbb{R}^p , based on n random drawings $\mathbf{X}_1, \dots, \mathbf{X}_n$. Each point \mathbf{X}_j , with probability w_1 , is drawn from $\mathcal{N}(\mathbf{m}_1, \Sigma_1)$, and with probability $w_2 = 1 - w_1$ from $\mathcal{N}(\mathbf{m}_2, \Sigma_2)$, where $\mathbf{m}_i \in \mathbb{R}^p$ and $\Sigma_i \in \mathbb{R}^{p \times p}$, for $i = 1, 2$. Given unlabeled observation points $\mathbf{X}_1, \dots, \mathbf{X}_n$ in \mathbb{R}^p , the clustering task aims at labeling each point in \mathbb{R}^p as either 1 or 2. The goal is to minimize the clustering error probability, which is defined as the probability that the label of the Gaussian that has generated a point disagrees with its assigned label, up to a fixed permutation of all labels.

The main focus of early research on learning Gaussian Mixture Models (GMMs) has been on estimating the parameters of the GMM first and then using the estimated parameters as a step towards assigning data points to clusters. In such cases, once the parameters are learned with sufficient accuracy, then as a byproduct, one can

cluster points by assigning to each point the Gaussian cloud with highest posterior probability. Of high popularity in this context are the EM and K-means algorithms [7], [14], whose convergence has weak guarantees. These shortcomings are especially critical at high dimensions, where the number of parameters to be estimated is quadratic in the dimension p . In particular, the estimation of the $p \times p$ component covariance matrices is very challenging, especially in high dimensions both theoretically and algorithmically. When the sample size n is comparable with the ambient dimension p , and not with p^2 , while clustering of the points might be feasible, estimating the covariance matrices becomes almost impossible without any further knowledge about the structure of the Gaussians. To alleviate these difficulties many approaches for learning GMMs employ random projections for embedding the data in a lower dimensional subspace where parameter learning can be performed more efficiently.

In Table I we provide a summary of prior work on GMM parameter learning, clustering and their computational complexity. A clear trend is visible from the table in which most of the research has concentrated on improving the performance with respect to parameter estimation for decreasing component separation and on generalizing the achieved bounds to arbitrary GMMs. On the other hand, the running-time complexity of these methods was addressed only as polynomially bounded for most methods, and further algorithmic analysis shows at least quadratic running time in the dimension or sample size. Thus, the majority of these methods are inapplicable for very high dimensional and big data. An exception of this is the algorithm suggested in [6] for learning a spherical GMM. Most notably, it works in the ambient dimension with a modified 2-round EM algorithm using auxiliary procedures for pruning overlapping and small clusters. However, this method is restricted to well-separated spherical GMMs only, while for a non-spherical GMM EM requires at least a p^2 computation of the covariance matrix.

More recent approaches learn the parameters of a GMM by projecting the data points to a lower dimensional space to estimate the labels of the points, and then learn the parameters of the Gaussians in the high dimensional space using the estimated labels [2]–[4], [11], [12], [15], [18]. The number of projections as well as the learning of the parameters in the projected space have been shown to be possible in polynomial time in the GMM parameters with algorithms at least quadratic in the dimension p and/or number n of samples. However, it is an open question if one can learn clusters accurately enough in linear time in the ambient dimension p or the sample size n , before or after estimating the Gaussian parameters in the ambient or lower dimensional sub-spaces. This question has motivated our work to explore the tradeoff between the accuracy of clustering in collections of 1-dimensional random projections and the running time. Surprisingly enough, we show that when a user-specified clustering error reflects a 1-dimensional separability close to the separation of the Gaussians in \mathbb{R}^p , our proposed algorithm achieves the desired accuracy by using a number of random projections that is sub-logarithmic in p . With a 1-dimensional learner (such as one based on the method of moments (MoM) [16] or expectation maximization (EM) [7]) that runs in $O(n)$ time, we achieve an expected running time that is quasi-linear in p and linear in n , at $o(\ln p)O(np)$. This running time is achieved when the prescribed clustering error e corresponds to a 1-dimensional separability γ such that $\gamma \leq c\sqrt{\ln \ln p}$, where c is defined as

$$c = \frac{\|\mathbf{m}_1 - \mathbf{m}_2\|}{\sqrt{p} \left(\sqrt{\lambda_{\max}(\Sigma_1)} + \sqrt{\lambda_{\max}(\Sigma_2)} \right)}, \quad (1)$$

Author	Method	GMM Class	Complexity	Sample Complexity	Min. means Sep.	Parameters\comments
[4]	Random projection	Shared Spherical Covariance	$O(dn^2 + ndp)$	$k^{O(\log^2(1/\epsilon\delta))}$	\sqrt{p}	d - num. projections, $\epsilon : \{\ \hat{\mu}_i - \mu_i\ _{L_2}\} \leq \epsilon \sigma_{max} \sqrt{p}$
[6]	EM	Spherical GMM	npk	$\Omega(\text{imax}(1; c^{-2}))$	$\Omega(p^{\frac{1}{4}})$	l $\Omega(\frac{1}{w_{min}} \ln \frac{1}{w_{min}}) =$
[17]	Distance based	Arbitrary GMM	$O(p^2 \text{poly}(k) \log^2 \frac{p}{\delta})$ and $O(pn^2)$ for distance computation	$O(p \text{poly}(k) \log \frac{p}{\delta})$	$\Omega(p^{\frac{1}{4}})$	k - num. Gaussians
[18]	Spectral, Distance	Spherical GMM	$\text{poly}(p, k)$, p^3 for SVD and $O(pn^2)$ for distance computation	$\text{poly}(p, k)$	$\Omega(k^{\frac{1}{4}})$	
[12]	Spectral	log-concave	$\text{poly}(p, \frac{1}{\epsilon}, \log \frac{1}{\delta})$, p^3 for SVD	$O(\frac{p}{\epsilon} \log^3 \frac{p}{\delta})$	$\frac{k^{\frac{3}{2}}}{\epsilon^2}$	need to know w_i , $\epsilon = w_{min}$
[8]	Method of moments (MoM)	Axis Aligned GMM	$\text{poly}(\frac{p}{\epsilon})$		> 0	Learns density (not params.), ϵ : L_1 distance of means and w_i 's
[2]	Spectral	Identical spherical GMM	$\frac{k^{\frac{3}{2}}}{(\sigma_{min}^4 \sigma)^4} \left(\frac{p^{3/2} k^{1/2}}{\epsilon} \right)^{C_1 k^2}$	$\text{poly}(\frac{pk^2}{\epsilon}) k^3$ $\log^k \frac{p}{\delta}$	> 0	
[11]	Random projection and MoM	Arbitrary 2-GMM	$\text{poly}(p, \frac{1}{\epsilon}, \frac{1}{\delta}, \frac{1}{w}, \frac{1}{D_{1,2}})$, p^2 projections	same as running time	≥ 0	$D_{1,2} = D(F_1, F_2)$ - statistical distance with ϵ as its accuracy param.
[15]	Random projection and MoM	Arbitrary GMM	same as [11]	same as [11]	≥ 0	
[3]	Deterministic projection MoM	Arbitrary GMM	$\text{poly}(p, \frac{1}{\epsilon}, \frac{1}{\delta}, B)$, algorithm uses $\binom{p}{2k^2}$ projections	$\text{poly}(p, \frac{1}{\epsilon}, \frac{1}{\delta}, B)$	≥ 0	ϵ - L_2 error in params. B - radii of params. identifiability ball
Our Algorithm	Random Projection and MoM	Arbitrary 2-mixture of distributions	expected $o(\ln p)O(np)$ when $\frac{\gamma}{c} \leq \sqrt{\ln \ln p}$	$O(\frac{1}{\epsilon^2} \log \frac{1}{\delta})$	\sqrt{p}	ϵ - error in params., γ - separation in 1-dimension s.t. $Q^{-1}(\epsilon) = \gamma$ for clustering error ϵ , Q - Q-function

TABLE I
RELATED GMM LEARNING METHODS.

and $\lambda_{\max}(\Sigma_i)$ denotes the the maximum eigenvalue of Σ_i , $i = 1, 2$.

Our results are motivated by the observation that a random projection into 1-dimension not only preserves the separability c in expectation (as one may hope for), but with a probability that depends on c and the ambient dimension p , may be even larger than c . Thus, learning parameters in 1-dimension is not only computationally (much) faster but is also easier as the sample concentration grows in 1-dimension. The above can be seen clearly in the following empirical distribution of the 1-dimensional separability values γ obtained by projecting a mixture of two Gaussians with separability c into multiple 1-dimensional random directions and registering their separability values. As seen in Fig. 1, a significant fraction of the probability mass lies in values higher than c . Recovering the random directions in which the separability is higher than c can be done remarkably fast by sequentially scanning each of them with a learning algorithm that runs in 1-dimension in $O(n)$ time.

The two observations above, namely, non-negligible probability of random directions with $\gamma > c$ and $O(n)$ efficiency in 1-dimensional parametric clustering give rise to running time that is linear in n and quasi-linear in p for clustering GMMs via 1-dimensional projections. This complexity is a significant running time improvement over state-of-the-art algorithms that cluster GMMs by learning their parameters. For instance, the number of 1-dimensional projections is at best quadratic in p in [11], [15], or cubic in p for spectral-projections-based methods [1], [2], [12], [18]. In other cases, where higher order random projection subspaces are used, the running time

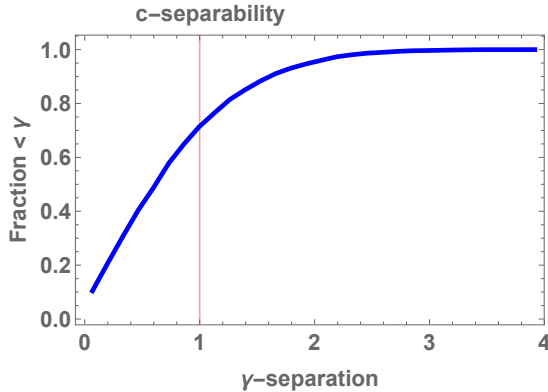


Fig. 1. Cumulative distribution of γ generated from random projections of spherical Gaussians mixtures in \mathbb{R}^{1000} with $c = 1$.

is quadratic in n [4], similarly to the quadratic complexity achieved in distance-based methods [17]. Clearly, the purpose of these methods is to learn the parameters to a high accuracy, even for arbitrary separation. On the other hand, for clustering, we show that one can generate accurate clustering in time linear in n and quasi-linear p , with separation that scales as \sqrt{p} , similar to the minimal separation required in [4]. For example, data sets such as the handwritten digits of USPS [13] in $[-1, 1]^{256}$ are 0.63-separated.

We generalize our results to the case of $k > 2$, providing the dependance of the number of projections to achieve separability γ on the number of components. Moreover, since our result on the number of projections does not rely on the Gaussianity of the data, we use the central limit theorem (with respect to p) to show that our analysis readily extends to mixtures of two arbitrary distributions of finite second moment.

We analyze the sample complexity of our proposed algorithm and its impact on the clustering accuracy (see Appendix A). Our sample complexity is $O(\frac{1}{\epsilon^2} \log \frac{1}{\delta})$, where ϵ is the error in the GMM's parameter estimation, and δ is the confidence. This result relies on solving the 1-dimensional parameter learning problem using MoM following on [9]. Thus, we alleviate the sample complexity dependency on the dimension, where in other GMM learning methods ([2], [3], [11], [12], [15], [17], [18]) the sample complexity depends on p .

We provide our main results in Section III whereas for space-limit reasons most of the main proofs are in the relevant Appendix B. In Section IV we discuss the extension of our results to mixtures of arbitrary distributions. Our algorithm is presented in Section V, and its sample complexity is analyzed in Appendix A. Finally, we provide empirical validation to our algorithm's complexity and accuracy bounds in Appendix A.

II. BACKGROUND

Consider the problem of clustering n points $\mathbf{X}_1, \dots, \mathbf{X}_n$ in \mathbb{R}^p that are generated according to a mixture of two Gaussian distributions as $w_1 \mathcal{N}(\mathbf{m}_1, \Sigma_1) + w_2 \mathcal{N}(\mathbf{m}_2, \Sigma_2)$. A clustering algorithm $\mathcal{C} : \mathbb{R}^p \rightarrow \{1, 2\}$, without having access to the parameters $(\mathbf{m}_1, \mathbf{m}_2, \Sigma_1, \Sigma_2, w_1)$, maps each point in \mathbb{R}^p into label 1 or label 2. For $\mathbf{X} \in \mathbb{R}^p$ generated according to the described distribution, let $T(\mathbf{X})$ denote the random variable that represents the underlying correct label. Let $\epsilon(\alpha, \mathbf{m}_1, \mathbf{m}_2, \Sigma_1, \Sigma_2)$ denote the error of an optimal *Bayesian* classifier of the mixture of two Gaussians,

which has access to the parameters of the Gaussians and their weights. Then $\epsilon(\alpha, \mathbf{m}_1, \mathbf{m}_2, \Sigma_1, \Sigma_2)$ can be bounded via the Q -function as follows:

Theorem 1. *Consider points in \mathbb{R}^p drawn from a mixture of two Gaussian distributions $\alpha\mathcal{N}(\mathbf{m}_1, \Sigma_1) + (1 - \alpha)\mathcal{N}(\mathbf{m}_2, \Sigma_2)$. Assume that the two components of the mixture are c -separable. Then,*

$$\epsilon(\alpha, \mathbf{m}_1, \mathbf{m}_2, \Sigma_1, \Sigma_2) \leq Q\left(\frac{c}{2}\sqrt{p}\right), \quad (2)$$

where

$$Q(x) = \frac{1}{\sqrt{2\pi}} \int_x^\infty e^{-\frac{u^2}{2}} du. \quad (3)$$

III. MAIN RESULTS

In this section we consider data that is generated according to a mixture of two Gaussian distributions $\mathcal{N}(\mathbf{m}_1, \Sigma_1)$ and $\mathcal{N}(\mathbf{m}_2, \Sigma_2)$, which are c -separable, i.e.

$$\frac{\|\mathbf{m}_1 - \mathbf{m}_2\|}{\sqrt{p} \left(\sqrt{\lambda_{\max}(\Sigma_1)} + \sqrt{\lambda_{\max}(\Sigma_2)} \right)} \geq c. \quad (4)$$

We study the probability that a random projection achieves a 1-dimensional separability γ or higher, which can be directly related to a prescribed clustering error e as $e \leq Q(\gamma)$ for two Gaussian distributions. Moreover, we provide conditions for the number of 1-dimensional projections required to achieve separability γ to be sub-logarithmic in p when γ (corresponding to a clustering error in 1-dimension) is similar to c . These results allow the construction of very efficient clustering algorithms that run in $o(\ln p)O(np)$.

We divide the discussion into two cases. The first case is when the two Gaussians are spherical balls. The second case is when Σ_1 and Σ_2 are arbitrary positive semi-definite matrices. We also demonstrate the extension of our theoretical analysis for a mixture of k Gaussians.

A. Mixture of spherical Gaussians

Consider the special case where $\Sigma_i = \sigma_i^2 I_p$, for $i = 1, 2$. We examine the projections of points generated as $w_1\mathcal{N}(\mathbf{m}_1, \Sigma_1) + w_2\mathcal{N}(\mathbf{m}_2, \Sigma_2)$ using a random vector $\mathbf{A} = (A_1, \dots, A_p)$, where A_1, \dots, A_p are i.i.d. as $\mathcal{N}(0, 1)$. Using this projection, we derive a mixture of two Gaussians in \mathbb{R} . Conditioned on $\mathbf{A} = \mathbf{a}$, the two Gaussians $\mathcal{N}(\mathbf{m}_1, \Sigma_1)$ and $\mathcal{N}(\mathbf{m}_2, \Sigma_2)$ in \mathbb{R}^p are mapped to $\mathcal{N}(\langle \mathbf{m}_1, \mathbf{a} \rangle, \sigma_1^2 \|\mathbf{a}\|^2)$, and $\mathcal{N}(\langle \mathbf{m}_2, \mathbf{a} \rangle, \sigma_2^2 \|\mathbf{a}\|^2)$, respectively. Therefore, the two clusters are γ -separable after projection, if $|\langle \mathbf{m}_1, \mathbf{a} \rangle - \langle \mathbf{m}_2, \mathbf{a} \rangle| > \gamma(\sigma_1 + \sigma_2)\|\mathbf{a}\|$, or

$$|\langle \mathbf{m}_1 - \mathbf{m}_2, \mathbf{a} \rangle| > \gamma(\sigma_1 + \sigma_2)\|\mathbf{a}\|. \quad (5)$$

Since \mathbf{A} is not a fixed vector, the question is that given the randomness in the generation of the projection vector \mathbf{A} , what is the probability that condition (5) holds. In other words, given $\mathbf{m}_1, \mathbf{m}_2, \sigma_1$ and σ_2 , we are interested in

$$\mathbb{P}(|\langle \mathbf{m}_1 - \mathbf{m}_2, \mathbf{A} \rangle| > \gamma(\sigma_1 + \sigma_2)\|\mathbf{A}\|),$$

or

$$\mathrm{P} \left(\left| \left\langle \frac{\mathbf{m}_1 - \mathbf{m}_2}{\|\mathbf{m}_1 - \mathbf{m}_2\|}, \frac{\mathbf{A}}{\|\mathbf{A}\|} \right\rangle \right| > \frac{\gamma(\sigma_1 + \sigma_2)}{\|\mathbf{m}_1 - \mathbf{m}_2\|} \right),$$

where $A_1, \dots, A_p \stackrel{\text{i.i.d.}}{\sim} \mathcal{N}(0, 1)$. The following theorem derives a lower bound on this probability.

Theorem 2. Consider $\mathbf{m}_1, \mathbf{m}_2 \in \mathbb{R}^p$ and $\sigma_1, \sigma_2 \in \mathbb{R}^+$. Assume that $\mathbf{A} = (A_1, \dots, A_p)$ are generated i.i.d. according to $\mathcal{N}(0, 1)$. Given $\gamma > 0$, let

$$\alpha \triangleq \frac{\gamma^2(\sigma_1 + \sigma_2)^2 p}{\|\mathbf{m}_1 - \mathbf{m}_2\|^2}.$$

Then, for any $\tau > 0$

$$\mathrm{P} \left(\left| \left\langle \mathbf{m}_1 - \mathbf{m}_2, \frac{\mathbf{A}}{\|\mathbf{A}\|} \right\rangle \right| \geq \gamma(\sigma_1 + \sigma_2) \right) \geq \mathrm{P} \left(A_1^2 > \alpha \frac{(1 - \frac{1}{p})}{(1 - \frac{\alpha}{p})} (1 + \tau) \right) (1 - e^{-\frac{p-1}{2}(\tau - \log(1+\tau))}). \quad (6)$$

As shown by the following lemma, for two spherical c -separable Gaussian distributions in \mathbb{R}^p , the expected value of the squared separability of the randomly projected Gaussian distributions in 1-dimension is equal to c^2 .

Lemma 1. Consider $\mathbf{m}_1, \mathbf{m}_2 \in \mathbb{R}^p$ and $\sigma_1, \sigma_2 \in \mathbb{R}^+$ and let

$$c \triangleq \frac{\|\mathbf{m}_1 - \mathbf{m}_2\|}{(\sigma_1 + \sigma_2)\sqrt{p}}.$$

Then, under a random 1-dimensional projection with $\mathbf{A} = (A_1, \dots, A_p)$, where $A_1, \dots, A_p \stackrel{\text{i.i.d.}}{\sim} \mathcal{N}(0, 1)$,

$$\mathrm{E} \left[\frac{|\langle \mathbf{A}, \mathbf{m}_1 - \mathbf{m}_2 \rangle|^2}{(\sigma_1 + \sigma_2)^2 \|\mathbf{A}\|^2} \right] = c^2.$$

Lemma 1 is later used to approximate the unknown separation c from the empirical expectation $E[\hat{\gamma}]$ in 1-dimensional projections. Having both $\gamma = Q^{-1}(e)$ and an estimate \hat{c} for c , one can compute the probability of attaining γ via Theorem 2. Finally, the following corollary, which is a direct consequence of Theorem 2, characterizes the probability that two Gaussians with $\Sigma_1 = \Sigma_2 = \sigma^2 I_p$ that are c -separable in \mathbb{R}^p remain γ -separable in 1-dimension under a random projection.

Corollary 1. Consider two spherical Gaussian distributions in \mathbb{R}^p , with means $\mathbf{m}_1, \mathbf{m}_2 \in \mathbb{R}^p$ and covariance matrices $\Sigma_1 = \Sigma_2 = \sigma^2 I_p$. Let $c = \|\mathbf{m}_1 - \mathbf{m}_2\|/2\sqrt{p}\sigma^2$. Assume that $\mathbf{A} = (A_1, \dots, A_p)$ are generated i.i.d. according to $\mathcal{N}(0, 1)$. Then, the probability that the 1-dimensional projected Gaussian distributions are γ -separable can be lower bounded as

$$\mathrm{P} \left(\left| \left\langle \mathbf{m}_1 - \mathbf{m}_2, \frac{\mathbf{A}}{\|\mathbf{A}\|} \right\rangle \right| \geq 2\gamma\sigma \right) \geq \mathrm{P} \left(A_1^2 > \frac{(1 - \frac{1}{p})\gamma^2}{(c^2 - \frac{\gamma^2}{p})} (1 + \tau) \right) (1 - e^{-\frac{p-1}{2}(\tau - \log(1+\tau))}), \quad (7)$$

where $\tau > 0$ can be selected freely.

Proof. Note that in Theorem 2, $\alpha = \frac{\gamma^2(2\sigma)^2 p}{\|\mathbf{m}_1 - \mathbf{m}_2\|^2} = \frac{\gamma^2}{c^2}$. □

The probability derived in (6) or (7) can be used to calculate the expected number of projections to be examined until γ is attained.

Corollary 2. Consider two spherical Gaussian distributions in \mathbb{R}^p , that are c -separable. Denote $d(\gamma)$ as the average number of 1-dimensional random projections required to attain γ -separation in 1-dimension. Then as $p \rightarrow \infty$ we obtain $d(\gamma) \leq \frac{1}{2Q(\frac{\gamma}{c})}$.

Proof. We first note that in (7) $\tau > 0$, the term $1 - e^{-\frac{p-1}{2}(\tau - \log(1+\tau))} \rightarrow 1$, as $p \rightarrow \infty$. Next, in the limit we observe

$$\lim_{p \rightarrow \infty} \mathbb{P} \left(A_1^2 > \frac{(1 - \frac{1}{p})\gamma^2}{(c^2 - \frac{\gamma^2}{p})} (1 + \tau) \right) \rightarrow \mathbb{P} \left(A_1^2 > \left(\frac{\gamma^2}{c^2}\right)(1 + \tau) \right). \quad (8)$$

Therefore, for every $\tau > 0$, from (11),

$$\lim_{p \rightarrow \infty} d(\gamma) \leq \frac{1}{\mathbb{P} \left(A_1^2 > \left(\frac{\gamma^2}{c^2}\right)(1 + \tau) \right)}.$$

Since τ is a free parameter, choosing it arbitrary close to zero yields the desired result. That is,

$$\lim_{p \rightarrow \infty} d(\gamma) \leq \frac{1}{2Q(\frac{\gamma}{c})}.$$

□

In the following corollary we establish the conditions on γ and c so that with a number of projections that is sub-logarithmic in p γ can be achieved.

Corollary 3. Consider two spherical Gaussian distributions in \mathbb{R}^p , with means $\mathbf{m}_1, \mathbf{m}_2 \in \mathbb{R}^p$ and covariance matrices $\Sigma_1 = \Sigma_2 = \sigma^2 I_p$. Let $d(\gamma)$ denote the expected number of projections required to achieve γ -separability. If γ is such that $\frac{\gamma}{c} = (\ln \ln p)^{\frac{1-\eta}{2}}$, where $\eta > 0$ is a free parameter, then $d(\gamma) = o(\ln p)$.

Proof. By Corollary 1, choosing p large enough so that $e^{-\frac{p-1}{2}(\tau - \log(1+\tau))} \leq \frac{1}{2}$, it follows that

$$d(\gamma) \leq \frac{2}{\mathbb{P} \left(A_1^2 > \frac{(1 - \frac{1}{p})\gamma^2}{(c^2 - \frac{\gamma^2}{p})} (1 + \tau) \right)} = \frac{1}{Q \left(\sqrt{\frac{(1 - \frac{1}{p})\gamma^2}{(c^2 - \frac{\gamma^2}{p})} (1 + \tau)} \right)}.$$

On the other hand, for all $x > 0$, we have

$$\frac{x}{1 + x^2} \phi(x) < Q(x), \quad (9)$$

where $\phi(x)$ denotes the pdf of a standard normal distribution. Therefore,

$$d(\gamma) \leq \frac{\sqrt{2\pi}(1 + x^2)}{x} e^{-\frac{x^2}{2}},$$

where $x = \sqrt{\frac{(1 - \frac{1}{p})\gamma^2}{(c^2 - \frac{\gamma^2}{p})} (1 + \tau)}$. The desired result follows by noting that for p large enough $\frac{\gamma^2}{p}$ is negligible, and by assumption, $\gamma \leq c(\ln \ln p)^{\frac{1-\eta}{2}}$, where $\eta > 0$. □

In a similar manner Corollary 4 captures the tradeoff between the number of projections and the resulting 1-dimensional separability for $\gamma = (\ln \ln p)^{\frac{1-\eta}{2}}$ with $d = o(\ln p)$ projections. This result provides a substantially higher running-time but for a tradeoff in the accuracy. The proof follows similarly to the proof of Corollary (3).

Corollary 4. Consider two spherical Gaussian distributions in \mathbb{R}^p , with means $\mathbf{m}_1, \mathbf{m}_2 \in \mathbb{R}^p$ and covariance matrices $\Sigma_1 = \Sigma_2 = \sigma^2 I_p$. Let $d(\gamma)$ denote the expected number of projections required to achieve γ -separability. If γ is such that $\frac{\gamma}{c} \leq (\ln p)^{\frac{1-\eta}{2}}$, where $\eta > 0$ is a free parameter, then $d(\gamma) = o(p)$.

To exemplify the tradeoff implications, consider $\frac{\gamma}{c} = \sqrt{\ln \ln p} = 1.49$, $p = 10^4$, and $c = 1$. According to an optimal Bayes classifier this yields 5% clustering error in 1-dimension. To achieve that error $d(\gamma) \leq 9.24$ projections are sufficient to be examined, on average. On the other hand, for $\frac{\gamma}{c} = \sqrt{\ln p} = 3.03$ the clustering error is essentially 0, however, the average number of projections required to achieve this error rate is $d(\gamma) \leq 10^4$.

The conditions provided in corollary 3 address the similarity between γ and c and enable us to construct novel and efficient algorithms employing remarkably small number of projections if γ is close to c up to a log-logarithmic factor in p .

B. The case of k -GMM ($k > 2$)

We extend Theorem 2 to the case of k Gaussians.

Lemma 2. Consider $\mathbf{m}_1, \dots, \mathbf{m}_k \in \mathbb{R}^p$ and $\sigma_1, \dots, \sigma_k \in \mathbb{R}^+$. Assume that $\mathbf{A} = (A_1, \dots, A_p)$ are generated i.i.d. according to $\mathcal{N}(0, 1)$. Given $\gamma_{\min} > 0$, and $i, j \in \{1, \dots, k\}$ let

$$c_{(i,j)} = \frac{\|\mathbf{m}_i - \mathbf{m}_j\|}{\sqrt{p}(\sigma_i + \sigma_j)}.$$

Let $c_{\min} \triangleq \min_{i,j} c_{(i,j)}$. Define event \mathcal{B} as having separability larger than γ_{\min} by all pairs of projected Gaussians. Thats is,

$$\mathcal{B} \triangleq \left\{ \left| \left\langle \mathbf{m}_i - \mathbf{m}_j, \frac{\mathbf{A}}{\|\mathbf{A}\|} \right\rangle \right| \geq \gamma_{\min}(\sigma_i + \sigma_j) : \forall (i, j) \in \{1, \dots, k\}^2, i \neq j \right\}. \quad (10)$$

Then,

$$\mathbb{P}(\mathcal{B}^c) \leq \frac{k^2}{2} \left(1 - 2Q \left(\frac{\gamma_{\min}}{c_{\min}} \sqrt{\frac{1.1}{1 - \frac{\gamma_{\min}^2}{c_{\min}^2 p}}} \right) (1 - e^{-0.002p}) \right). \quad (11)$$

A better understanding of the running time dependency on the number of components k can be derived in the following Corollary and its proof:

Corollary 5. Consider a mixture of k Gaussian distributions in \mathbb{R}^p , where component i , $i = 1, \dots, k$, is distributed as $\mathcal{N}(\mathbf{m}_i, \sigma_i^2 I_p)$. For $i, j \in \{1, \dots, k\}$, $i \neq j$, let $c_{\min} \triangleq \min_{i,j} c_{(i,j)}$, where

$$c_{(i,j)} = \frac{\|\mathbf{m}_i - \mathbf{m}_j\|}{\sqrt{p}(\sigma_i + \sigma_j)}.$$

At each projection step, assume that all Gaussians are projected using an independently drawn vector $\mathbf{A} \in \mathbb{R}^p$, where A_1, \dots, A_p are i.i.d. $\mathcal{N}(0, 1)$. Let $d(\gamma_{\min}, p)$ denote the expected number of projections required to obtain separability γ_{\min} between each pair of projected Gaussians. Then, if

$$\gamma_{\min} \leq (1 - \alpha) \sqrt{\frac{2\pi}{1.1}} \frac{c_{\min}}{k^2},$$

for some $\alpha \in (0, 1)$, then $\limsup_{p \rightarrow \infty} d(\gamma_{\min}, p) \leq \frac{1}{\alpha}$.

Proof. Consider event \mathcal{B} defined in (10), which denotes the desired event where each pair of projected Gaussians satisfy the desired separability. But,

$$d(\gamma_{\min}, p) = \frac{1}{\mathbb{P}(\mathcal{B})}, \quad (12)$$

where $\mathbb{P}(\mathcal{B}^c)$ is upper-bounded by Lemma 2. Taking the limit as p grows to infinity, it follows that

$$\limsup_p d(\gamma_{\min}, p) \leq \frac{1}{1 - \frac{k^2}{2} \left(1 - 2Q\left(\frac{\gamma_{\min} \sqrt{1.1}}{c_{\min}}\right)\right)} \quad (13)$$

On the other hand, for $x > 0$,

$$1 - 2Q(x) = \frac{1}{\sqrt{2\pi}} \int_{-x}^x e^{-\frac{u^2}{2}} du \leq \sqrt{\frac{2}{\pi}} x. \quad (14)$$

Combining (14) and (13), it follows that

$$\limsup_p d(\gamma_{\min}, p) \leq \frac{1}{1 - k^2 \left(\sqrt{\frac{1.1}{2\pi}} \frac{\gamma_{\min}}{c_{\min}}\right)} \leq \frac{1}{1 - k^2 \sqrt{\frac{1.1}{2\pi}} (1 - \alpha) \sqrt{\frac{2\pi}{1.1} \frac{1}{k^2}}} = \frac{1}{\alpha},$$

where the last inequality follows from our assumption about γ_{\min} . \square

C. Mixture of two arbitrary Gaussians

In this section, we generalize the results of the previous section to arbitrary Gaussians with covariance matrices Σ_1 and Σ_2 . But first we note that the notion of separability prescribed by (4) (or any other distance Euclidean-based metric) in the arbitrary mixture setting is a rather conservative one. In particular, since for non-spherical Gaussians the directions of maximal variance corresponding to λ_{\max} of each of the covariances do not necessarily align with each other in many realistic high dimensional cases which renders λ_{\max} as a rather crude spherical estimate. To this end, better separability prevails between the two Gaussians than what is prescribed by (4), which, in turn, provides lower clustering error.

Conditioned on $\mathbf{A} = \mathbf{a}$, projecting points \mathbf{X} drawn from Gaussian distribution $\mathcal{N}(\mathbf{m}_i, \Sigma_i)$ as $\mathbf{X}^T \mathbf{a}$ are distributed as a Gaussian distribution with mean $\mathbb{E}[\langle \mathbf{X}, \mathbf{a} \rangle] = \langle \mathbf{m}_i, \mathbf{a} \rangle$, and variance $\text{var}(\langle \mathbf{X}, \mathbf{a} \rangle) = \mathbf{a}^T \Sigma_i \mathbf{a}$. As argued before, the two projected clusters are separable, if $|\langle \mathbf{m}_1, \mathbf{a} \rangle - \langle \mathbf{m}_2, \mathbf{a} \rangle| > \gamma(\sqrt{\mathbf{a}^T \Sigma_1 \mathbf{a}} + \sqrt{\mathbf{a}^T \Sigma_2 \mathbf{a}})$, or

$$|\langle \mathbf{m}_1 - \mathbf{m}_2, \mathbf{a} \rangle| > \gamma \left(\sqrt{\mathbf{a}^T \Sigma_1 \mathbf{a}} + \sqrt{\mathbf{a}^T \Sigma_2 \mathbf{a}} \right), \quad (15)$$

for some appropriate $\gamma > 0$. Unlike the condition stated in (5), both sides of (15) depend on the direction of \mathbf{a} . Therefore, analyzing the following probability

$$\mathbb{P} \left(|\langle \mathbf{m}_1 - \mathbf{m}_2, \mathbf{A} \rangle| > \gamma \left(\sqrt{\mathbf{A}^T \Sigma_1 \mathbf{A}} + \sqrt{\mathbf{A}^T \Sigma_2 \mathbf{A}} \right) \right), \quad (16)$$

is more complicated. The following theorems 3 and 4 provide lower bounds on this probability for the cases of $\Sigma_1 + \Sigma_2$ having a full rank $r = p$, and for the case of partial rank $r < p$, respectively.

Theorem 3. Consider $\mathbf{m}_1, \mathbf{m}_2 \in \mathbb{R}^p$ and semi-positive definite matrices Σ_1 and Σ_2 . Assume that the entries of $\mathbf{A} = (A_1, \dots, A_p)$ are generated i.i.d. according to $\mathcal{N}(0, 1)$. Let λ_{\max} denote the maximum eigenvalue of $\Sigma_1 + \Sigma_2$. Also, given $\gamma > 0$, let

$$\beta \triangleq \frac{2\gamma^2 \lambda_{\max} p}{\|\mathbf{m}_1 - \mathbf{m}_2\|^2}.$$

Then, for any $\tau > 0$, the probability that the 1-dimensional projected Gaussians using a uniformly random direction are γ -separated, i.e., $\mathbb{P}\left(|\langle \mathbf{m}_1 - \mathbf{m}_2, \mathbf{A} \rangle| \geq \gamma(\sqrt{\mathbf{A}^T \Sigma_1 \mathbf{A}} + \sqrt{\mathbf{A}^T \Sigma_2 \mathbf{A}})\right)$, can be lower-bounded by

$$\mathbb{P}\left(A_1^2 > \beta \frac{(1 - \frac{1}{p})}{(1 - \frac{\beta}{p})} (1 + \tau)\right) (1 - e^{-\frac{p-1}{2}(\tau - \log(1+\tau))}). \quad (17)$$

In the next theorem, we consider the case where the covariance matrices are not full-rank. Theorem 10 below shows how the expected number of required projections can dramatically decrease, if the rank of $\Sigma_1 + \Sigma_2$ is much smaller than p .

Theorem 4. Consider $\mathbf{m}_1, \mathbf{m}_2 \in \mathbb{R}^p$ and semi-positive definite matrices Σ_1 and Σ_2 . Assume that the entries of $\mathbf{A} = (A_1, \dots, A_p)$ are generated i.i.d. according to $\mathcal{N}(0, 1)$. Let r and λ_{\max} denote the rank and the maximum eigenvalue of $\Sigma_1 + \Sigma_2$, respectively. Also, given $\gamma > 0$, $\tau_1 \in (0, 1)$ and $\tau_2 > 0$, let

$$\beta \triangleq \frac{2(1 + \tau_2)\gamma^2 \lambda_{\max} r}{(1 - \tau_1)\|\mathbf{m}_1 - \mathbf{m}_2\|^2}.$$

Then, for any $\tau > 0$, the probability that the 1-dimensional projected Gaussians using a uniformly random direction are γ -separated, i.e., $\mathbb{P}\left(|\langle \mathbf{m}_1 - \mathbf{m}_2, \mathbf{A} \rangle| \geq \gamma(\sqrt{\mathbf{A}^T \Sigma_1 \mathbf{A}} + \sqrt{\mathbf{A}^T \Sigma_2 \mathbf{A}})\right)$, can be lower-bounded by

$$\mathbb{P}\left(A_1^2 > \beta \frac{(1 - \frac{1}{p})}{(1 - \frac{\beta}{p})} (1 + \tau)\right) (1 - e^{-\frac{p-1}{2}(\tau - \log(1+\tau))}) - e^{\frac{p}{2}(\tau_1 + \log(1-\tau_1))} - e^{-\frac{r}{2}(\tau_2 - \log(1+\tau_2))}.$$

Similarly to the spherical case, the number of projections required for attaining a separability γ can be derived in the following Corollaries 6 and 7. The proofs follow closely the proofs of Corollaries 2 and 3.

Corollary 6. Consider two c -separable Gaussian distributions in \mathbb{R}^p with means $\mathbf{m}_1, \mathbf{m}_2 \in \mathbb{R}^p$ and covariance matrices Σ_1 and Σ_2 . Let $\beta \triangleq \frac{2\gamma^2 \lambda_{\max} p}{\|\mathbf{m}_1 - \mathbf{m}_2\|^2}$, where λ_{\max} denotes the maximal eigenvalue of the matrix $\Sigma_1 + \Sigma_2$. Denote $d(\gamma)$ as the average number of 1-dimensional random projections required to attain γ -separation in 1-dimension. Then as $p \rightarrow \infty$ we obtain $d(\gamma) \leq \frac{1}{2Q(\sqrt{\beta})}$.

Corollary 7. Consider two spherical Gaussian distributions in \mathbb{R}^p , with means $\mathbf{m}_1, \mathbf{m}_2 \in \mathbb{R}^p$ and covariance matrices Σ_1, Σ_2 . Let $d(\gamma)$ denote the expected number of projections required to achieve γ -separability. If γ is such that $\sqrt{\beta} = (\ln \ln p)^{\frac{1-\eta}{2}}$, where $\eta > 0$ is a free parameter, then $d(\gamma) = o(\ln p)$.

IV. GENERALIZATION TO ARBITRARY DISTRIBUTIONS

It turns out that the Gaussian distribution plays no role in our analysis of the probability to achieve 1-dimensional separability γ . To see this point, consider data in \mathbb{R}^p that is generated according to a mixture of two (general) distributions, such that under distribution i , $i = 1, 2$, the data has mean \mathbf{m}_i and covariance matrix Σ_i . Further

assume that the two data clouds are c -separable, i.e., (4) holds. Each distribution in \mathbb{R}^p after projection under a random vector \mathbf{A} , where A_1, \dots, A_p are i.i.d. $\mathcal{N}(0, 1)$, maps into a 1-dimensional distribution.

For $\mathbf{A} = \mathbf{a}$, it is straightforward to check that the distribution i will be projected into a distribution that has mean $\langle \mathbf{m}_i, \mathbf{a} \rangle$ and variance $\mathbf{a}^T \Sigma_i \mathbf{a}$. Therefore, the two projected clouds are γ -separable after projection:

$$|\langle \mathbf{m}_1 - \mathbf{m}_2, \mathbf{a} \rangle| > \gamma \left(\sqrt{\mathbf{a}^T \Sigma_1 \mathbf{a}} + \sqrt{\mathbf{a}^T \Sigma_2 \mathbf{a}} \right). \quad (18)$$

The rest of our analysis in Sections III-A and III-C focuses on the probability of these events for the cases of $\Sigma_i = \sigma_i^2 I$, and general Σ_i , respectively. Note that our analysis rely only on the randomness in the generation of the projection vector \mathbf{A} and not on the data itself nor its being Gaussian. Hence, Corollaries 3 and 7 bounding on the number of projections readily generalize to arbitrary distributions in \mathbb{R}^p .

The remaining question is how does γ relate to the clustering error for non-Gaussian projected data. For the Gaussian case, we have shown that the desired separability γ can be computed from the prescribed error e as $\gamma \geq Q^{-1}(e)$ (Eq. 2). One path to tackle the non-Gaussian case is by observing that for many general distributions the central limit theorem for large p reveals that the projected data from a non-Gaussian arbitrary distribution converges to a Gaussian one, which allows us to use the Q -function as suggested above. Such concentration results for random i.i.d Gaussian projections have been studied in [5] for arbitrary distributions with finite second moments, and can be utilized here as well. We provide details in the full version.

V. ALGORITHM

Inspired by Theorems 2, 3, 4, in this section, we propose Algorithm 1 for efficiently clustering a mixture of Gaussian distributions in high-dimensional space \mathbb{R}^p , and its extension for spherical Gaussians mixture. The algorithm receives as input the $n \times p$ data matrix X , a prescribed error - e , and a maximum number of 1-dimensional projections - M . M can be estimated, for example, as $o(\ln p)$ before execution based on corollaries 3, or 7, by assuming that the prescribed error e can be achieved efficiently. The algorithm sequentially performs 1-dimensional projections, where each projection's direction is chosen uniformly at random. After each random projection, the parameters of the projected mixture of Gaussians in 1-dimension and its corresponding clustering error are estimated. This process is iterated until either the desired accuracy e is achieved by the current projection, or the maximum number of projections M is reached.

For the spherical case, one can use Lemma 1 to estimate c on-the-fly via \bar{c} as

$$\hat{c}_i = \sqrt{\frac{1}{i} \sum_{j=1}^i \hat{\gamma}_j^2}, \quad (19)$$

where $\hat{\gamma}_j$ is the estimated 1-dimensional separability from projection \mathbf{A}^j . We can now readily derive the number of projections to achieve $\gamma = Q^{-1}(e)$ via Theorem 2.

To this end, we can distinguish between the two cases in our algorithm execution: the case of an arbitrary mixture (Alg. 1), for which it is unknown if the GMM is comprised of spherical Gaussians, hence M can be bounded by

$o(\ln p)$. Or, the case of known spherical mixture, where Theorem 2 is utilized to estimate the expected number of projections to achieve γ based on Lemma 1 by using equation (19).

We provide numerical experiments using our algorithm in Appendix A, where we validate the bounds provided by Theorems 2, 3, and 4, and the derived Corollaries.

Algorithm 1: ClusterGMM

Data: $X - n \times p$ data matrix, e - error, M - projection budget
Result: \mathcal{C}^* - decision boundary

```

1 Initialization:  $i = 1, \hat{e} = \infty$ 
2 while  $i < M$  do
3   Project to random direction:  $X \mathbf{A}^i$ 
4   Learn 1-dimensional parameters:  $(\hat{m}_1^i, \hat{m}_2^i, \hat{\sigma}_1^i, \hat{\sigma}_2^i, \hat{w}_1^i)$ 
5   Learn a separator  $\mathcal{C}^*$  and compute  $\hat{e}$ 
6   if  $\hat{e} < e$  then
7     return( $\mathcal{C}^*$ )
8   end
9 end
10 print("Error not Achievable")
11 return( $\mathcal{C}^*$ )

```

REFERENCES

- [1] D. Achlioptas and F. McSherry. On spectral learning of mixtures of distributions. In *Proc. Ann. Conf. on Learn. Theory (COLT)*, pages 458–469, Jun. 2005.
- [2] M. Belkin and K. Sinha. Toward learning gaussian mixtures with arbitrary separation. In *Proc. Ann. Conf. on Learn. Theory (COLT)*, pages 407–419, Jun. 2010.
- [3] M. Belkin and K. Sinha. Polynomial learning of distribution families. *SIAM J. Comput.*, 44(4):889–911, 2015.
- [4] S. Dasgupta. Learning mixtures of Gaussians. In *40th Annual Symp. on Found. of Comp. Sci.*, pages 634–644, Oct. 1999.
- [5] S. Dasgupta, D. J. Hsu, and N. Verma. A concentration theorem for projections. In *UAI*, 2006.
- [6] S. Dasgupta and L. J. Schulman. A two-round variant of EM for gaussian mixtures. In *Proc. of the Conf. on Uncert. in Art. Int., UAI'00*, pages 152–159, 2000.
- [7] A. P. Dempster, N. M. Laird, and D. B. Rubin. Maximum likelihood from incomplete data via the EM algorithm. *J. of Roy. Stat. Soc., Ser. B*, 39(1):1–38, 1977.
- [8] J. Feldman, R. A. Servedio, and R. O’Donnell. PAC learning axis-aligned mixtures of gaussians with no separation assumption. In *Proc. Ann. Conf. on Learn. Theory (COLT)*, pages 20–34, Jun. 2006.
- [9] M. Hardt and E. Price. Tight bounds for learning a mixture of two Gaussians. In *ACM Symp. on Theory of Comp.*, pages 753–760. ACM, 2015.
- [10] S. Jalali and A. Maleki. Minimum complexity pursuit. In *Proc. 49th Annual Allerton Conf. on Commun., Control, and Comp.*, pages 1764–1770, Sep. 2011.
- [11] A. T. Kalai, A. Moitra, and G. Valiant. Efficiently learning mixtures of two Gaussians. In *ACM Symp. on Theory of Comp.*, pages 553–562. ACM, 2010.
- [12] R. Kannan, H. Salmasian, and S. Vempala. The spectral method for general mixture models. In *Proc. Ann. Conf. on Learn. Theory (COLT)*, pages 444–457, Jun. 2005.
- [13] M. Lichman. UCI machine learning repository, 2013.
- [14] S. Lloyd. Least squares quantization in pcm. *IEEE Trans. Inf. Theor.*, 28(2):129–137, Sept. 1982.
- [15] A. Moitra and G. Valiant. Settling the polynomial learnability of mixtures of gaussians. In *Proceedings of the 2010 IEEE 51st Annual Symposium on Foundations of Computer Science, FOCS '10*, pages 93–102, Washington, DC, USA, 2010. IEEE Computer Society.

- [16] K. Pearson. Contributions to the mathematical theory of evolution. *Phil. Trans. R. Soc. Lond. A*, 1894.
- [17] A. Sanjeev and R. Kannan. Learning mixtures of arbitrary gaussians. In *Proceedings of the Thirty-third Annual ACM Symposium on Theory of Computing, STOC '01*, pages 247–257, 2001.
- [18] S. Vempala and G. Wang. A spectral algorithm for learning mixture models. *J. Comput. Syst. Sci.*, 68(4):841–860, 2004.

APPENDIX

In this section we study the sample complexity of our algorithm. The study is done at the 1-dimensional setting where the clustering is performed using Algorithm 3.3 of [9] to estimate the parameters of the projected mixture of two Gaussians. Algorithm 3.3 is a variation of the well-known method of moments algorithm proposed by Pearson in [16]. The following result from [9] summarizes the performance of Algorithm 3.3 in estimating the parameters of a mixture of two general Gaussians in 1-dimension.

Theorem 5 (Theorem 3.10 in [9]). *Consider a mixture of two Gaussian distribution $w\mathcal{N}(\mu_1, \sigma_1) + (1-w)\mathcal{N}(\mu_2, \sigma_2)$. Let $\sigma^2 = w(1-w)(\mu_1 - \mu_2)^2 + w\sigma_1^2 + (1-w)\sigma_2^2$ denote the variance of this distribution. Then, given $n = O(\frac{1}{\epsilon^2} \log \frac{1}{\delta})$ samples, Algorithm 3.3, with probability $1 - \delta$, returns estimates of the parameters as $(\hat{\mu}_1, \hat{\mu}_2, \hat{\sigma}_1, \hat{\sigma}_2, \hat{w})$, which under the right permutation of the indices, satisfy the following guarantees, for $i = 1, 2$,*

- *If $n \geq \left(\frac{\sigma^2}{|\mu_1 - \mu_2|^2}\right)^6$, then $|\mu_i - \hat{\mu}_i| \leq \epsilon|\mu_1 - \mu_2|$, $|\sigma_i^2 - \hat{\sigma}_i^2| \leq \epsilon|\mu_1 - \mu_2|^2$, and $|w - \hat{w}| \leq \epsilon$.*
- *If $n \geq \left(\frac{\sigma^2}{|\sigma_1^2 - \sigma_2^2|}\right)^6$, then $|\sigma_i^2 - \hat{\sigma}_i^2| \leq \epsilon|\sigma_1^2 - \sigma_2^2| + |\mu_1 - \mu_2|^2$, and $|w - \hat{w}| \leq \epsilon + \frac{|\mu_1 - \mu_2|^2}{|\sigma_1^2 - \sigma_2^2|}$.*
- *For any $n \geq 1$, the algorithm performs as well as assuming the mixture is a single Gaussian, and $|\mu_i - \hat{\mu}_i| \leq |\mu_1 - \mu_2| + \epsilon\sigma$, and $|\sigma_i^2 - \hat{\sigma}_i^2| \leq |\mu_1 - \mu_2|^2 + |\sigma_1^2 - \sigma_2^2| + \epsilon\sigma^2$.*

The following corollary is a direct result of Theorem 5. It shows that, if the two components of a Gaussian mixture model are separated enough in 1-dimension, given sufficient sample, Algorithm 3.3 of [9] returns accurate estimates of *all* parameters.

Corollary 8. *Let (X_1, \dots, X_n) denote n i.i.d. samples of a mixture of two c -separable Gaussians $w\mathcal{N}(\mu_1, \sigma_1) + (1-w)\mathcal{N}(\mu_2, \sigma_2)$, where $\mu_1 < \mu_2$ and $\sigma_1 = \sigma_2$. Further assume that the separability $c = |\mu_1 - \mu_2|/(\sigma_1 + \sigma_2)$ in 1-dimension is larger than γ_{\min} . Let $(\hat{\mu}_1, \hat{\mu}_2, \hat{\sigma}_1, \hat{\sigma}_2, \hat{w})$ denote the estimates of $(\mu_1, \mu_2, \sigma_1, \sigma_2, w)$ returned by Algorithm 3.3 of [9]. Then, if $n = O(\frac{1}{\epsilon^2} \log \frac{1}{\delta})$ and $n \geq \frac{1}{(2\gamma_{\min})^{12}}$, then $|\mu_i - \hat{\mu}_i| \leq \epsilon|\mu_1 - \mu_2|$, $|\sigma_i^2 - \hat{\sigma}_i^2| \leq \epsilon|\mu_1 - \mu_2|^2$, and $|w - \hat{w}| \leq \epsilon$.*

Note that as γ_{\min} converges to zero, the required number of samples for accurate estimation of the parameters grows to infinity. On the other hand, too small separability γ corresponds to large overlap of the two Gaussians. Hence, as confirmed in the following lemma, unless the weights of the two Gaussians are very non-uniform, i.e. $\min(w, 1-w)$ is far from 0.5, small separability γ , corresponds to poor clustering performance.

Lemma 3. *Consider i.i.d. points generated as $w\mathcal{N}(\mu_1, \sigma) + (1-w)\mathcal{N}(\mu_2, \sigma)$. Without loss of generality, assume that $\mu_1 \leq \mu_2$ and $w < 0.5$. Let $\gamma = (\mu_2 - \mu_1)/(2\sigma)$. Also, let e_{opt} denote the error probability of an optimal*

Bayesian classifier. Then, if $w \leq 0.1$,

$$e_{\text{opt}} \geq wQ\left(-\frac{1}{\gamma} + \gamma\right). \quad (20)$$

For $w \in (0.1, 0.5]$,

$$e_{\text{opt}} \geq wQ(\gamma). \quad (21)$$

Proof. The optimal Bayesian classifier, which has access to the parameters $(\mu_1, \mu_2, \sigma, w)$, divides the real line at

$$t_{\text{opt}} = \frac{\mu_1 + \mu_2}{2} - \frac{\sigma^2}{(\mu_1 - \mu_2)} \ln \frac{w}{1-w}, \quad (22)$$

and achieves a classification error equal to

$$\begin{aligned} e_{\text{opt}} &= wP(\mu_1 + \sigma_1 Z \geq t_{\text{opt}}) + (1-w)P(\mu_2 + \sigma_2 Z \leq t_{\text{opt}}) \\ &= wQ\left(\frac{\mu_2 - \mu_1}{2\sigma} - \frac{\sigma}{(\mu_1 - \mu_2)} \ln \frac{w}{1-w}\right) + (1-w)Q\left(\frac{\mu_2 - \mu_1}{2\sigma} + \frac{\sigma}{(\mu_1 - \mu_2)} \ln \frac{w}{1-w}\right) \\ &= wQ\left(\gamma + \frac{1}{2\gamma} \ln \frac{w}{1-w}\right) + (1-w)Q\left(\gamma - \frac{1}{2\gamma} \ln \frac{w}{1-w}\right), \end{aligned} \quad (23)$$

where $Z \sim \mathcal{N}(0, 1)$. Note that since by assumption $w < 1-w$, $\ln \frac{w}{1-w} \leq 0$. Therefore,

$$Q\left(\gamma - \frac{1}{2\gamma} \ln \frac{w}{1-w}\right) \leq Q\left(\gamma + \frac{1}{2\gamma} \ln \frac{w}{1-w}\right).$$

Keeping the larger Q term, it follows from (23) that

$$e_{\text{opt}} \geq wQ\left(-\frac{1}{2\gamma} \ln \frac{1-w}{w} + \gamma\right). \quad (24)$$

For $w \leq 0.1$, $0.5 \ln \frac{1-w}{w} \geq 0.5 \ln \frac{1-0.1}{0.1} > 1$. Therefore, since $Q(\cdot)$ is a monotonically decreasing function of its argument, (20) follows. The result for $w \in (0.1, 0.5)$ stated in (20) follows by noting that $-\frac{1}{2\gamma} \ln \frac{1-w}{w} + \gamma \leq \gamma$. \square

Therefore, if the ultimate goal is to achieve a reasonable clustering error through multiple random projections, for those directions with too small separability γ , we only need to identify them and discard them. In other words, for such directions, it is not necessary to estimate all the parameters of the projected Gaussians accurately, as they ultimately are not going to be used for clustering. The following lemma provides a mechanism for identifying and discarding all directions that have a separability smaller than some threshold. It states that given $n = O(\frac{1}{\epsilon^2} \log \frac{1}{\delta})$ i.i.d. samples of two Gaussians with separability γ , Algorithm 3.3 of [9] estimates the parameters of the two Gaussians such that the estimated separability is upper-bounded by $\frac{3\gamma + \epsilon}{1 - 2\sqrt{\gamma^2 + \epsilon}}$, with probability larger than $1 - \delta$.

Lemma 4. *Let (X_1, \dots, X_n) denote n i.i.d. samples of a mixture of two γ -separable Gaussians $w\mathcal{N}(\mu_1, \sigma_1) + (1-w)\mathcal{N}(\mu_2, \sigma_2)$, where $\sigma_1 = \sigma_2$, $\gamma = (\mu_2 - \mu_1)/(\sigma_1 + \sigma_2) < 1/2$ and $\mu_1 < \mu_2$. Let $(\hat{\mu}_1, \hat{\mu}_2, \hat{\sigma}_1, \hat{\sigma}_2, \hat{w})$ denote the estimates of $(\mu_1, \mu_2, \sigma, \sigma, w)$ returned by Algorithm 3.3 of [9]. Then, if $n = O(\frac{1}{\epsilon^2} \log \frac{1}{\delta})$, with probability larger than $1 - \delta$,*

$$\frac{|\hat{\mu}_1 - \hat{\mu}_2|}{\hat{\sigma}_1 + \hat{\sigma}_2} \leq \frac{3\gamma + \epsilon}{1 - 2\sqrt{\gamma^2 + \epsilon}}.$$

Proof of Lemma 4. By Theorem 5, for $n = O(\epsilon^2 \log \frac{1}{\delta})$, with probability $1 - \delta$, there exists a permutations of indices, such that $|\mu_i - \hat{\mu}_i| \leq |\mu_1 - \mu_2| + \epsilon\sigma$ and $|\sigma_i^2 - \hat{\sigma}_i^2| \leq |\mu_1 - \mu_2|^2 + |\sigma_1^2 - \sigma_2^2| + \epsilon\sigma^2 = |\mu_1 - \mu_2|^2 + \epsilon\sigma^2$. Therefore, by the triangle inequality,

$$|\hat{\mu}_1 - \hat{\mu}_2| \leq \sum_{i=1}^2 |\mu_i - \hat{\mu}_i| + |\mu_1 - \mu_2| \leq 3|\mu_1 - \mu_2| + \epsilon\sigma.$$

Hence, since $\sigma^2 = w(1-w)(\mu_1 - \mu_2)^2 + \sigma_1^2$,

$$\begin{aligned} \frac{|\hat{\mu}_1 - \hat{\mu}_2|}{\hat{\sigma}_1 + \hat{\sigma}_2} &\leq \frac{3|\mu_1 - \mu_2| + \epsilon\sigma}{2\sigma_1 - 2\sqrt{|\mu_1 - \mu_2|^2 + \epsilon\sigma^2}} \\ &= \frac{3|\mu_1 - \mu_2| + \epsilon\sqrt{w(1-w)(\mu_1 - \mu_2)^2 + \sigma_1^2}}{2\sigma_1 - 2\sqrt{|\mu_1 - \mu_2|^2 + \epsilon w(1-w)(\mu_1 - \mu_2)^2 + \epsilon\sigma_1^2}} \\ &\stackrel{(a)}{\leq} \frac{3\gamma + \epsilon\sqrt{w(1-w)\gamma^2 + 0.25}}{1 - \sqrt{4\gamma^2 + 4\epsilon w(1-w)\gamma^2 + \epsilon}} \\ &\stackrel{(b)}{\leq} \frac{3\gamma + 0.5\epsilon\sqrt{\gamma^2 + 1}}{1 - \sqrt{4\gamma^2 + \epsilon(1 + \gamma^2)}} \\ &\stackrel{(c)}{\leq} \frac{3\gamma + \epsilon}{1 - 2\sqrt{\gamma^2 + \epsilon}}, \end{aligned} \tag{25}$$

where (a) follows by dividing the nominator and denominator by $2\sigma_1$ and (b) holds because $w(1-w) \leq 0.25$. Finally (c) holds, since by assumption $\gamma^2 < 1$. \square

To shed more light on the implications of Lemma 4, consider a mixture of two 1-dimensional Gaussians with equal variance and separability γ smaller than $\frac{1}{8}$. Then, given $n = O(\frac{1}{\epsilon^2} \log \frac{1}{\delta})$ i.i.d. samples, with probability larger than $1 - \delta$, the estimated separability (using parameters derived from Algorithm 3.3 of [9]) is smaller than

$$\frac{\frac{3}{8} + \epsilon}{1 - 2\sqrt{(\frac{1}{8})^2 + \epsilon}} = \frac{1}{2} + o(\epsilon).$$

Therefore, if after performing each random projection, we estimate the parameters of the two Gaussians using Algorithm 3.3 of [9] and then estimate the separability of the two Gaussians as $\frac{|\hat{\mu}_1 - \hat{\mu}_2|}{\hat{\sigma}_1 + \hat{\sigma}_2}$ and discard all those directions that have estimated separability smaller than $\frac{1}{2}$, we would, with high probability, discard all directions with separability smaller than $1/8$. For directions with separability larger than $1/8$, we need to have enough samples to estimate the parameters accurately. The required number of samples for achieving this goal is shown in Corollary 8, which follows directly from Theorem 3.10 of [9]. Note that using this procedure, directions with estimated separabilities smaller than 0.5 include those directions with separabilities in $(\frac{1}{8}, \frac{1}{2})$, for which, with high probability, we have estimated the parameters accurately, and those directions with separabilities smaller than $\frac{1}{8}$, for which we a crude estimate of the parameters.

Finally, for directions for which we accurately estimate the parameters of the projected Gaussians, the following lemma, connects the error in estimating the parameters $(\mu_1, \mu_2, \sigma_1, \sigma_2, w)$ to the error in estimating the clustering error. Since the ultimate goal of our algorithm is to find a direction which yields a desired clustering error, it is important to establish such a connection, which, given the desired clustering error, characterizes some sufficient

accuracy in estimating the parameters.

Lemma 5. Consider (X_1, \dots, X_n) that are generated i.i.d. according to a mixture of two γ -separable Gaussians $w\mathcal{N}(\mu_1, \sigma_1) + (1-w)\mathcal{N}(\mu_2, \sigma_2)$, where $\sigma_1 = \sigma_2$, $w \in [w_{\min}, 0.5]$, $\mu_1 < \mu_2$ and $\gamma \in [\gamma_{\min}, \gamma_{\max}]$. Let $(\hat{\mu}_1, \hat{\mu}_2, \hat{\sigma}_1, \hat{\sigma}_2, \hat{w})$ denote the estimate of the unknown parameters $(\mu_1, \mu_2, \sigma_1, \sigma_2, w)$. Let e_{opt} and \hat{e} denote the minimum achievable classification error and the achieved clustering error based on the estimated parameters, respectively. Then, if $|\mu_i - \hat{\mu}_i| \leq \epsilon|\mu_1 - \mu_2|$, $|\sigma_i^2 - \hat{\sigma}_i^2| \leq \epsilon|\mu_1 - \mu_2|^2$, $|w - \hat{w}| \leq \epsilon$, and

$$(16\gamma_{\max}^2 + 8\gamma_{\max} \ln \frac{1-w_{\min}}{w_{\min}} + 2\gamma_{\max}\epsilon)\epsilon < \frac{1}{2},$$

we have

$$|\hat{e} - e_{\text{opt}}| \leq \left(2\gamma + \frac{1}{w_{\min}\gamma} + \left(\frac{1}{\gamma} + 2\gamma\right) \ln \frac{1-w_{\min}}{w_{\min}} + \frac{8\gamma_{\max}^2}{\gamma} + 2\gamma \left(4\gamma + 2 \ln \frac{1-w_{\min}}{w_{\min}}\right)^2\right)\epsilon + Q\left(\frac{1}{4\gamma\epsilon} + \epsilon_1\right) + \epsilon_2,$$

where $\epsilon_1 = o(1/\epsilon)$ and $\epsilon_2 = o(\epsilon)$.

Our experimental validation focuses on the performance of the algorithm in light of the theoretical bounds on the clustering error and the number of projections required to attain a given error. These empirical studies suggest that the algorithm requires a very small number of projections in order to achieve competitive clustering accuracy for a range of separability values underlying the difficulty of the high dimensional problem. We present our empirical results for the two cases of spherical and non-spherical Gaussians.

A. Experiments with spherical Gaussians

In the spherical Gaussians case, we examine 3 trade-offs:

- 1) accuracy vs. separability, where we validate our algorithms error rate by comparing it against the bounds provided by A Bayes classifier that uses the true parameters,
- 2) number of projections vs. separability, where we show that the bound provided by Theorem 2 is a tight upper bound on the expected value of our algorithms' required number of projections, and
- 3) accuracy vs. number of projections, where we show the fast convergence of our algorithm to the optimal error that can be achieved for a given separability.

Accuracy vs. separability: In this experiment we fix the number of projections to 50, and report the true minimum clustering error achieved after performing these many random projections. We compare this error with the theoretical bound of the Bayes classifier error in the high dimension $Q(\sqrt{pc})$, and for the 1-dimensional Bayes classifier $Q(c)$. The experiment is repeated for a range of separability values, and the result is reported in Fig. 2 for mixture realizations of size 4K data points in \mathbb{R}^3 , \mathbb{R}^{100} and \mathbb{R}^{1000} with equal probabilities, i.e., $w_1 = w_2 = 0.5$. It is observed that the error rates achieved by our algorithm are always better than the error bound in 1-dimension, however, as expected, it does not outperform the optimal Bayes classifier error in the high dimension which has access to the underlying parameters. Also, as expected, the gap between the algorithm's performance and that of an optimal Bayes classifier grows as the dimension p increases.

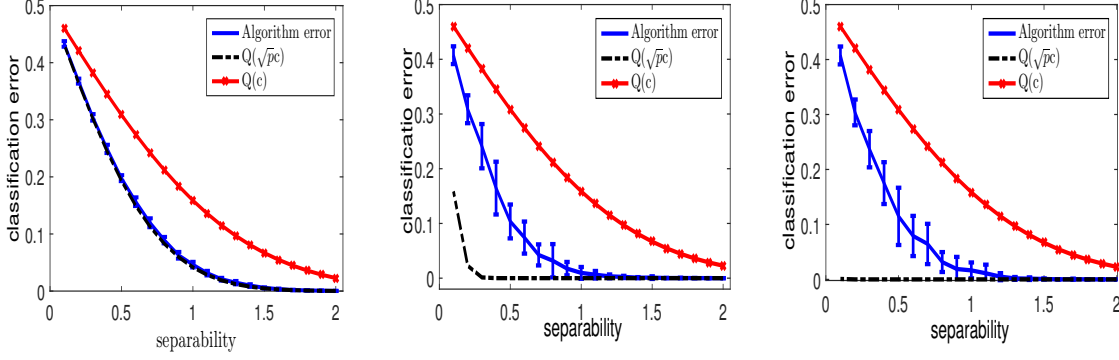


Fig. 2. Error vs. separability shown for realizations of 10K data points generated by an equal probability mixture of two Gaussians in **Left:** \mathbb{R}^3 , **Middle:** \mathbb{R}^{100} , **Right:** \mathbb{R}^{1000} (note that $Q(\sqrt{pc}) \approx 10^{-7}$)

Number of projections vs. separability: In this experiment, 10K points are generated from a mixture of two spherical Gaussian distributions in \mathbb{R}^{100} , with $w_1 = w_2$ and $\sigma_1 = \sigma_2$. The user’s desired error is fixed at $e = 20\%$. For different high-dimensional separabilities c , we measure the number of projections used until both the true error e_i and the estimated error \hat{e}_i of one of the random 1-dimensional projections are less than 20%. Fig. 3-Left plots the number of projections scanned until the prescribed accuracy is attained for various c values. We also plot the lower bound provided by Corollary 1, as the inverse of the probability bound defined there for the given dimension p , separability c , and $\gamma = Q^{-1}(e)$. It can be observed that the mean number of projections to achieve the prescribed error is tightly bounded by the upper bound provided by Corollary 1.

Error vs. number of projections: In this experiment the separability c is fixed at values 0.1, 0.5, 1 and 2. For each values we increase the number of projections scanned and generate a classification based on the best predicted error for each projection and select the minimal error classification. Fig. 3-Right reports the accuracy values for increasing number of projections and for various separability values. A saturation point is observed for each c value at a different location agreeing with the error values reported in Fig. 2-middle for the respective separability values therein. The experiment points to the accurate the number of projections that achieves the minimal possible error for our algorithm. As seen the minimal error is approached closely after just a few projections, suggesting the speed and efficiency in which the algorithm can cluster the data to a prescribed error that reasonably corresponds to the high dimensional separability.

B. Non-spherical Gaussians

Accuracy vs. rank: In the non-spherical case, we consider a mixture of Gaussians in \mathbb{R}^{1000} and generate 10K points. The respective covariance matrices are generated by setting a fraction ζ of the dimension to be populated by points of both Gaussians. Then the same fraction ζ is used to uniformly sample another subspace for each Gaussian to be populated as well. In this experiment, we fix the high-dimensional separability as $c = 0.5$, but change ζ so that the summation of the covariance matrices rank $r = \text{rank}(\Sigma_1 + \Sigma_2)$ is changed accordingly. For each value

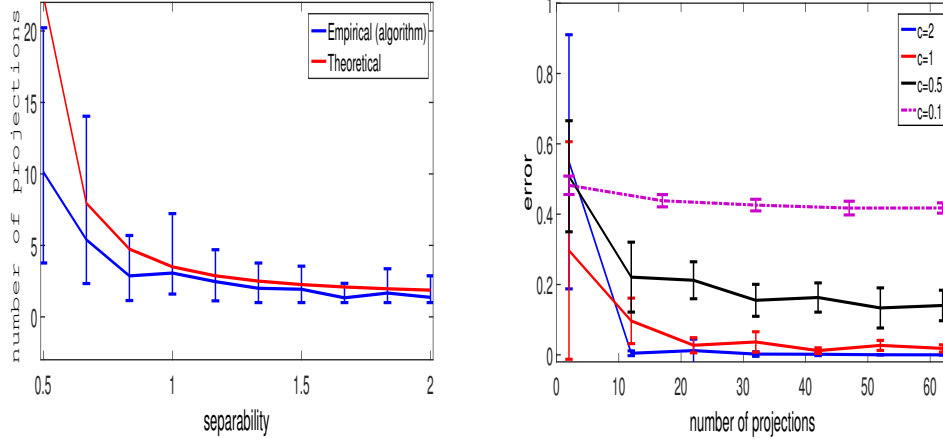


Fig. 3. Left: Projection order vs. separability to reach 20% error. Algorithm performance compared with the theoretical upper-bound from Theorem 2. Right: number of projections vs. accuracy for separability values 0.1, 0.5, 1, and 2. Data contains 10K points realization for a mixture in \mathbb{R}^{100} .

of r , we generate the same number of random projections and record the best error attained in 1-dimension by exploring 50 projections at most.

First, we examine the error as function of the rank of the covariance summation matrix ($\Sigma_1 + \Sigma_2$). Fig. 4-Left demonstrates this error. We note that as the matrix approaches the full rank (with equal variance in the populated dimensions) the error of our algorithm approaches the error 0.1 attained at the case of spherical Gaussians for $c = 0.5$.

Number of projections vs. rank: Next we examine the number of projections needed to achieve a prescribed error as a function of the rank of the summation matrix for mixtures with the same parameters. We validate the bound provided by Theorem 4. In Fig. 4-Right we report results for a 4% error prescribed.

C. Proof of Theorem 1

Proof. Since $\epsilon(\alpha, \mathbf{m}_1, \mathbf{m}_2, \Sigma_1, \Sigma_2)$ corresponds to the error probability of an optimal classifier, the classification error of any (sub-optimal) classifier serves as an upper bound on $\epsilon(\alpha, \mathbf{m}_1, \mathbf{m}_2, \Sigma_1, \Sigma_2)$. In particular, consider the hyperplane classifier that is orthogonal to $\mathbf{m}_1 - \mathbf{m}_2$ and passes through $\frac{\mathbf{m}_1 + \mathbf{m}_2}{2}$. Characterizing the error probability of this specific classifier will yield our desired result. This hyperplane, because it is orthogonal to $\mathbf{m}_1 - \mathbf{m}_2$ can be described as $(\mathbf{m}_1 - \mathbf{m}_2)^T \mathbf{x} = \beta$. Since it passes through $(\mathbf{m}_1 + \mathbf{m}_2)/2$, we have

$$\beta = (\mathbf{m}_1 - \mathbf{m}_2)^T \frac{\mathbf{m}_1 + \mathbf{m}_2}{2},$$

or

$$\beta = \frac{\|\mathbf{m}_1\|^2 - \|\mathbf{m}_2\|^2}{2}.$$

This hyperplane labels every point $\mathbf{x} \in \mathbb{R}^p$ as follows:

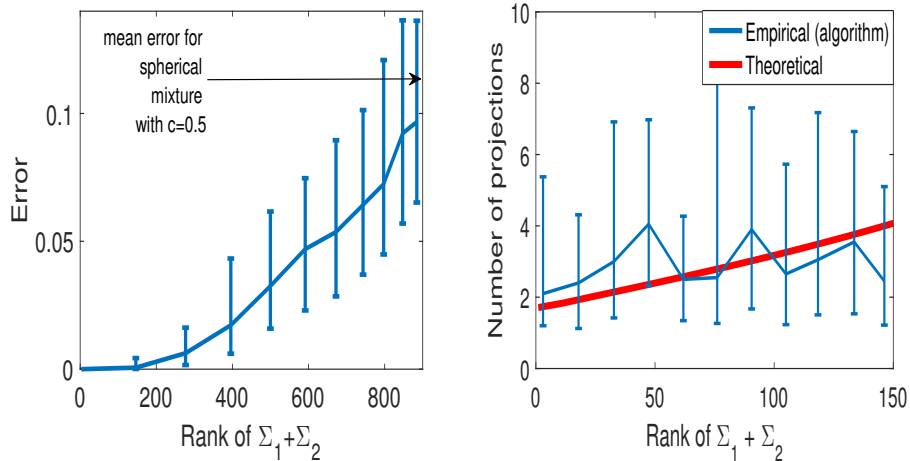


Fig. 4. Analysis of non-spherical mixtures with unequal covariances as a function of the rank of $(\Sigma_1 + \Sigma_2)$. The data contains realization of mixtures of 10K points in \mathbb{R}^{1000} , for $c = 0.5$. **Left:** Algorithm's error vs. rank. **Right:** number of projections vs. rank compared with the theoretical bound provided by Theorem 4.

1) If

$$(\mathbf{m}_1 - \mathbf{m}_2)^T \mathbf{x} \geq \frac{\|\mathbf{m}_1\|^2 - \|\mathbf{m}_2\|^2}{2},$$

label \mathbf{x} as 1.

2) If

$$(\mathbf{m}_1 - \mathbf{m}_2)^T \mathbf{x} < \frac{\|\mathbf{m}_1\|^2 - \|\mathbf{m}_2\|^2}{2},$$

label \mathbf{x} as 2.

Let $\epsilon_h(\alpha, \mathbf{m}_1, \mathbf{m}_2, \Sigma_1, \Sigma_2)$ denote the classification error of the described classifier. Clearly,

$$\epsilon(\alpha, \mathbf{m}_1, \mathbf{m}_2, \Sigma_1, \Sigma_2) \leq \epsilon_h(\alpha, \mathbf{m}_1, \mathbf{m}_2, \Sigma_1, \Sigma_2). \quad (26)$$

To upper bound $\epsilon_h(\alpha, \mathbf{m}_1, \mathbf{m}_2, \Sigma_1, \Sigma_2)$, note that under $(\mathbf{m}_1 - \mathbf{m}_2)^T \mathbf{X} - \beta$, the first component of the original mixture of Gaussians in \mathbb{R}^p is mapped into a Gaussian distribution in \mathbb{R} with mean

$$(\mathbf{m}_1 - \mathbf{m}_2)^T \mathbf{m}_1 - \frac{\|\mathbf{m}_1\|^2 - \|\mathbf{m}_2\|^2}{2} = \frac{\|\mathbf{m}_1 - \mathbf{m}_2\|^2}{2},$$

and variance

$$(\mathbf{m}_1 - \mathbf{m}_2)^T \Sigma_1 (\mathbf{m}_1 - \mathbf{m}_2).$$

Similarly, the second Gaussian is mapped to

$$\mathcal{N}\left(-\frac{\|\mathbf{m}_1 - \mathbf{m}_2\|^2}{2}, (\mathbf{m}_1 - \mathbf{m}_2)^T \Sigma_2 (\mathbf{m}_1 - \mathbf{m}_2)\right).$$

Clearly the weights $(\alpha, 1 - \alpha)$ of the two Gaussian are preserved under this mapping. Therefore, in summary, the

classification error $\epsilon_h(\alpha, \mathbf{m}_1, \mathbf{m}_2, \Sigma_1, \Sigma_2)$ can be written as

$$\alpha Q\left(\frac{\|\mathbf{m}_1 - \mathbf{m}_2\|^2}{2\sqrt{(\mathbf{m}_1 - \mathbf{m}_2)^T \Sigma_1 (\mathbf{m}_1 - \mathbf{m}_2)}}\right) + (1 - \alpha)Q\left(\frac{\|\mathbf{m}_1 - \mathbf{m}_2\|^2}{2\sqrt{(\mathbf{m}_1 - \mathbf{m}_2)^T \Sigma_2 (\mathbf{m}_1 - \mathbf{m}_2)}}\right). \quad (27)$$

Note that, for $i = 1, 2$,

$$(\mathbf{m}_1 - \mathbf{m}_2)^T \Sigma_i (\mathbf{m}_1 - \mathbf{m}_2) \leq \lambda_{\max}(\Sigma_i) \|\mathbf{m}_1 - \mathbf{m}_2\|^2,$$

or

$$\frac{\|\mathbf{m}_1 - \mathbf{m}_2\|^2}{2\sqrt{(\mathbf{m}_1 - \mathbf{m}_2)^T \Sigma_i (\mathbf{m}_1 - \mathbf{m}_2)}} \geq \frac{\|\mathbf{m}_1 - \mathbf{m}_2\|}{2\sqrt{\lambda_{\max}(\Sigma_i)}} \geq \frac{\|\mathbf{m}_1 - \mathbf{m}_2\|}{2\sqrt{\lambda_{\max}(\Sigma_1)} + 2\sqrt{\lambda_{\max}(\Sigma_2)}}. \quad (28)$$

On the other hand, since by assumption the two components were c -separable in \mathbb{R}^p ,

$$\frac{\|\mathbf{m}_1 - \mathbf{m}_2\|}{\sqrt{\lambda_{\max}(\Sigma_1)} + \sqrt{\lambda_{\max}(\Sigma_2)}} \geq c\sqrt{p}. \quad (29)$$

Therefore, since $Q(x)$ is a decreasing function of x , combining (27), (28) and (29) shows that

$$\epsilon_h(\alpha, \mathbf{m}_1, \mathbf{m}_2, \Sigma_1, \Sigma_2) \leq \alpha Q\left(\frac{c}{2}\sqrt{p}\right) + (1 - \alpha)Q\left(\frac{c}{2}\sqrt{p}\right) = Q\left(\frac{c}{2}\sqrt{p}\right).$$

Finally, combining this upper bound with (26) yields the desired result. \square

D. Proof of Theorem 2

Proof. Since the unitary vector $\mathbf{A}/\|\mathbf{A}\|$ is uniformly distributed over the unit sphere, we have

$$\begin{aligned} \mathbb{P}\left(\left|\left\langle \frac{\mathbf{m}_1 - \mathbf{m}_2}{\|\mathbf{m}_1 - \mathbf{m}_2\|}, \frac{\mathbf{A}}{\|\mathbf{A}\|} \right\rangle\right| > \frac{\gamma(\sigma_1 + \sigma_2)}{\|\mathbf{m}_1 - \mathbf{m}_2\|}\right) &= \mathbb{P}\left(\left|\left\langle (1, 0, \dots, 0)^T, \frac{\mathbf{A}}{\|\mathbf{A}\|} \right\rangle\right| > \frac{\gamma(\sigma_1 + \sigma_2)}{\|\mathbf{m}_1 - \mathbf{m}_2\|}\right) \\ &= \mathbb{P}\left(\frac{|A_1|}{\|\mathbf{A}\|} > \frac{\gamma(\sigma_1 + \sigma_2)}{\|\mathbf{m}_1 - \mathbf{m}_2\|}\right). \end{aligned} \quad (30)$$

Therefore, we are interested in deriving a lower bound on

$$\mathbb{P}\left(\frac{|A_1|}{\|\mathbf{A}\|} > \frac{\gamma(\sigma_1 + \sigma_2)}{\|\mathbf{m}_1 - \mathbf{m}_2\|}\right). \quad (31)$$

Note that, due to symmetry, we have

$$\mathbb{E}\left[\frac{A_1^2}{\|\mathbf{A}\|^2}\right] = \mathbb{E}\left[\frac{A_2^2}{\|\mathbf{A}\|^2}\right] = \dots = \mathbb{E}\left[\frac{A_p^2}{\|\mathbf{A}\|^2}\right], \quad (32)$$

Moreover,

$$\sum_{i=1}^p \mathbb{E}\left[\frac{A_i^2}{\|\mathbf{A}\|^2}\right] = \mathbb{E}\left[\frac{\sum_{i=1}^p A_i^2}{\|\mathbf{A}\|^2}\right] = 1. \quad (33)$$

Therefore, combining (32) and (33), we have

$$\mathbb{E}\left[\frac{A_1^2}{\|\mathbf{A}\|^2}\right] = \frac{1}{p}.$$

So, intuitively, this suggests that, if

$$\frac{\gamma(\sigma_1 + \sigma_2)}{\|\mathbf{m}_1 - \mathbf{m}_2\|}$$

is much smaller than $\frac{1}{p}$, the probability mentioned in (31), which as we discussed earlier is an indicator of separability, is not small.

On the other hand, replacing $\gamma^2(\sigma_1 + \sigma_2)^2/\|\mathbf{m}_1 - \mathbf{m}_2\|^2$ by α/n in (31), we have

$$\begin{aligned} \mathrm{P}\left(\frac{A_1^2}{\|\mathbf{A}\|^2} > \frac{\gamma^2(\sigma_1 + \sigma_2)^2}{\|\mathbf{m}_1 - \mathbf{m}_2\|^2}\right) &= \mathrm{P}\left(A_1^2 > \frac{\alpha}{p} \sum_{i=1}^p A_i^2\right) \\ &= \mathrm{P}\left(\left(1 - \frac{\alpha}{p}\right)A_1^2 > \frac{\alpha}{p} \sum_{i=2}^p A_i^2\right). \end{aligned} \quad (34)$$

But since $A_1, \dots, A_p \stackrel{\text{i.i.d.}}{\sim} \mathcal{N}(0, 1)$, $\sum_{i=2}^p A_i^2$ has a chi-square distribution of order n . Then, for any $\tau > 0$, by Lemma 2 in [10],

$$\mathrm{P}\left(\frac{1}{p-1} \sum_{i=2}^p A_i^2 \geq 1 + \tau\right) \leq e^{-\frac{p-1}{2}(\tau - \log(1+\tau))}. \quad (35)$$

Given $\tau > 0$, define event \mathcal{E} as

$$\mathcal{E} \triangleq \left\{ \frac{1}{p-1} \sum_{i=2}^p A_i^2 \leq 1 + \tau \right\}.$$

By the law of total probability,

$$\begin{aligned} \mathrm{P}\left(\left(1 - \frac{\alpha}{p}\right)A_1^2 > \frac{\alpha}{p} \sum_{i=2}^p A_i^2\right) &= \mathrm{P}\left(\left(1 - \frac{\alpha}{p}\right)A_1^2 > \frac{\alpha}{p} \sum_{i=2}^p A_i^2, \mathcal{E}\right) + \mathrm{P}\left(\left(1 - \frac{\alpha}{p}\right)A_1^2 > \frac{\alpha}{p} \sum_{i=2}^p A_i^2, \mathcal{E}^c\right) \\ &\geq \mathrm{P}\left(\left(1 - \frac{\alpha}{p}\right)A_1^2 > \frac{\alpha}{p} \sum_{i=2}^p A_i^2, \mathcal{E}\right) \\ &\geq \mathrm{P}\left(\left(1 - \frac{\alpha}{p}\right)A_1^2 > \frac{\alpha(n-1)}{p}(1+\tau) > \frac{\alpha}{p} \sum_{i=2}^p A_i^2\right) \\ &\geq \mathrm{P}\left(\left(1 - \frac{\alpha}{p}\right)A_1^2 > \frac{\alpha(n-1)}{p}(1+\tau), 1+\tau > \frac{1}{p-1} \sum_{i=2}^p A_i^2\right) \\ &= \mathrm{P}\left(\left(1 - \frac{\alpha}{p}\right)A_1^2 > \alpha\left(1 - \frac{1}{p}\right)(1+\tau)\right) \mathrm{P}\left(\frac{1}{p-1} \sum_{i=2}^p A_i^2 < 1+\tau\right), \end{aligned}$$

where the last line follows from the independence of A_1 and (A_2, \dots, A_p) . \square

E. Proof of Lemma 1

Proof. Let $\mathbf{A} = (A_1, \dots, A_p)$ be generated *i.i.d.* according to $\mathcal{N}(0, 1)$. Then the separability of the two projected Gaussians under \mathbf{A} is equal to

$$\gamma = \frac{|\langle \mathbf{A}, \mathbf{m}_1 \rangle - \langle \mathbf{A}, \mathbf{m}_2 \rangle|}{(\sigma_1 + \sigma_2)\|\mathbf{A}\|}.$$

Therefore,

$$\begin{aligned}\gamma^2 &= \frac{|\langle \mathbf{A}, \mathbf{m}_1 - \mathbf{m}_2 \rangle|^2}{(\sigma_1 + \sigma_2)^2 \|\mathbf{A}\|^2} \\ &= \frac{\|\mathbf{m}_1 - \mathbf{m}_2\|^2}{(\sigma_1 + \sigma_2)^2} \left| \left\langle \frac{\mathbf{A}}{\|\mathbf{A}\|}, \frac{\mathbf{m}_1 - \mathbf{m}_2}{\|\mathbf{m}_1 - \mathbf{m}_2\|} \right\rangle \right|^2.\end{aligned}$$

Since $\frac{\mathbf{A}}{\|\mathbf{A}\|}$ is uniformly distributed under the unit sphere in \mathbb{R}^p , in evaluating $E\gamma^2$, without loss of generality we can assume that $\frac{\mathbf{m}_1 - \mathbf{m}_2}{\|\mathbf{m}_1 - \mathbf{m}_2\|} = (1, 0, \dots, 0)^T$. Therefore,

$$\begin{aligned}E[\gamma^2] &= \frac{\|\mathbf{m}_1 - \mathbf{m}_2\|^2}{(\sigma_1 + \sigma_2)^2} E \left[\left| \left\langle \frac{\mathbf{A}}{\|\mathbf{A}\|}, \frac{\mathbf{m}_1 - \mathbf{m}_2}{\|\mathbf{m}_1 - \mathbf{m}_2\|} \right\rangle \right|^2 \right] \\ &= \frac{\|\mathbf{m}_1 - \mathbf{m}_2\|^2}{(\sigma_1 + \sigma_2)^2} E \left[\frac{A_1^2}{\|\mathbf{A}\|^2} \right].\end{aligned}$$

But, as we showed in the proof of Theorem 2,

$$E \left[\frac{A_1^2}{\|\mathbf{A}\|^2} \right] = \frac{1}{p}.$$

Therefore, in summary,

$$E[\gamma^2] = \frac{\|\mathbf{m}_1 - \mathbf{m}_2\|^2}{(\sigma_1 + \sigma_2)^2 p} = c^2.$$

□

F. Proof of Theorem 3

Proof. Note that since $\mathbf{A}^T \Sigma_1 \mathbf{A} \geq 0$ and $\mathbf{A}^T \Sigma_2 \mathbf{A} \geq 0$, we always have

$$\sqrt{\mathbf{A}^T \Sigma_1 \mathbf{A}} + \sqrt{\mathbf{A}^T \Sigma_2 \mathbf{A}} \leq \sqrt{2\mathbf{A}^T (\Sigma_1 + \Sigma_2) \mathbf{A}}.$$

Therefore,

$$\begin{aligned}\mathbb{P} \left(|\langle \mathbf{m}_1 - \mathbf{m}_2, \mathbf{A} \rangle| > \gamma (\sqrt{\mathbf{A}^T \Sigma_1 \mathbf{A}} + \sqrt{\mathbf{A}^T \Sigma_2 \mathbf{A}}) \right) \\ \geq \mathbb{P} \left(|\langle \mathbf{m}_1 - \mathbf{m}_2, \mathbf{A} \rangle| > \gamma \sqrt{2\mathbf{A}^T (\Sigma_1 + \Sigma_2) \mathbf{A}} \right) \\ \geq \mathbb{P} \left(|\langle \mathbf{m}_1 - \mathbf{m}_2, \mathbf{A} \rangle| > \gamma \sqrt{2\lambda_{\max}} \|\mathbf{A}\| \right),\end{aligned}\tag{36}$$

where the last line follows because, for every \mathbf{A} , $\mathbf{A}^T (\Sigma_1 + \Sigma_2) \mathbf{A} \leq \lambda_{\max} \|\mathbf{A}\|^2$. Therefore, comparing (36) with (30) reveals that the desired result follows similar to Theorem 2, by replacing $\sigma_1 + \sigma_2$ with $\sqrt{2\lambda_{\max}}$. □

G. Proof of Lemma 2

Proof. Define

$$\phi_{(i,j)} \triangleq 2Q \left(\frac{\gamma_{\min}}{c_{(i,j)}} \sqrt{\frac{1 - \frac{1}{p}}{1 - \frac{\gamma_{\min}^2}{c_{(i,j)}^2 p}} (1 + \tau)} \right) (1 - e^{-\frac{p-1}{2}(\tau - \log(1+\tau))}).$$

By the union bound,

$$\begin{aligned}
\mathbb{P}(\mathcal{B}^c) &\leq \sum_{i=1}^k \sum_{j=i+1}^k \mathbb{P} \left(\left\{ \left| \left\langle \mathbf{m}_i - \mathbf{m}_j, \frac{\mathbf{A}}{\|\mathbf{A}\|} \right\rangle \right| \leq \gamma_{\min}(\sigma_i + \sigma_j) \right\} \right) \\
&\stackrel{(a)}{\leq} \sum_{i=1}^k \sum_{j=i+1}^k (1 - \phi_{(i,j)}) \\
&\leq \frac{k^2}{2} \left(1 - \max_{(i,j)} \phi_{(i,j)} \right), \tag{37}
\end{aligned}$$

where (a) follows from Theorem 2 and the fact that for $i, j \in \{1, \dots, k\}$

$$\frac{\gamma_{\min}^2(\sigma_i + \sigma_j)^2 p}{\|\mathbf{m}_i - \mathbf{m}_j\|^2} = \frac{\gamma_{\min}^2}{c_{(i,j)}^2}.$$

For $\tau = 0.1$, $(\tau - \log(1 + \tau))/2 \geq 0.002$. Therefore, setting $\tau = 0.1$ in (2) and noting that Q function is a monotonically decreasing function of its argument, it follows that

$$\begin{aligned}
\phi_{(i,j)} &\geq 2Q \left(\frac{\gamma_{\min}}{c_{(i,j)}} \sqrt{\frac{1.1(1 - \frac{1}{p})}{(1 - \frac{\gamma_{\min}^2}{c_{(i,j)}^2 p})}} \right) (1 - e^{-0.002p}) \\
&\geq 2Q \left(\frac{\gamma_{\min}}{c_{\min}} \sqrt{\frac{1.1}{1 - \frac{\gamma_{\min}^2}{c_{\min}^2 p}}} \right) (1 - e^{-0.002p}), \tag{38}
\end{aligned}$$

where the last inequality holds because

$$\frac{(1 - \frac{1}{p})}{(1 - \frac{\gamma_{\min}^2}{c_{(i,j)}^2 p})} \leq \frac{1}{1 - \frac{\gamma_{\min}^2}{c_{\min}^2 p}}.$$

Therefore, taking the maximum of the both sides of (38), it follows that

$$\max_{i,j} \phi_{(i,j)} \geq 2Q \left(\frac{\gamma_{\min}}{c_{\min}} \sqrt{\frac{1.1}{1 - \frac{\gamma_{\min}^2}{c_{\min}^2 p}}} \right) (1 - e^{-0.002p}).$$

□

H. Proof of Theorem 4

Proof. Note that since $\mathbf{A}^T \Sigma_1 \mathbf{A} \geq 0$ and $\mathbf{A}^T \Sigma_2 \mathbf{A} \geq 0$, we always have

$$\sqrt{\mathbf{A}^T \Sigma_1 \mathbf{A}} + \sqrt{\mathbf{A}^T \Sigma_2 \mathbf{A}} \leq \sqrt{2\mathbf{A}^T (\Sigma_1 + \Sigma_2) \mathbf{A}}.$$

Therefore,

$$\begin{aligned}
&\mathbb{P} \left(|\langle \mathbf{m}_1 - \mathbf{m}_2, \mathbf{A} \rangle| > \gamma (\sqrt{\mathbf{A}^T \Sigma_1 \mathbf{A}} + \sqrt{\mathbf{A}^T \Sigma_2 \mathbf{A}}) \right) \\
&\geq \mathbb{P} \left(|\langle \mathbf{m}_1 - \mathbf{m}_2, \mathbf{A} \rangle| > \gamma \sqrt{2\mathbf{A}^T (\Sigma_1 + \Sigma_2) \mathbf{A}} \right) \tag{39}
\end{aligned}$$

Since $\Sigma_1 + \Sigma_2$ is always a semi-positive definite matrix, it can be decomposed as

$$\Sigma_1 + \Sigma_2 = P^T D P,$$

where $P \in \mathbb{R}^{p \times p}$ is an orthogonal matrix ($P^T P = I_p$), and $D \in \mathbb{R}^{p \times p}$ is a diagonal matrix whose diagonal entries are non-negative. Let

$$D = \text{diag}(l_1, \dots, l_p),$$

where $l_i \geq 0$, for all i . Using this decomposition, $\mathbf{A}^T(\Sigma_1 + \Sigma_2)\mathbf{A}$ can be written as

$$\mathbf{A}^T(\Sigma_1 + \Sigma_2)\mathbf{A} = (P\mathbf{A})^T D P\mathbf{A}.$$

Let $\mathbf{B} \triangleq P\mathbf{A}$. Since P is an orthogonal matrix, \mathbf{B} is still distributed as \mathbf{A} , i.e., B_1, \dots, B_p are i.i.d. $\mathcal{N}(0, 1)$. By this change of variable, the probability mentioned in (16) can be written as

$$\begin{aligned} & \mathbb{P}\left(|\langle \mathbf{m}_1 - \mathbf{m}_2, \mathbf{A} \rangle| \geq \gamma(\sqrt{\mathbf{A}^T \Sigma_1 \mathbf{A}} + \sqrt{\mathbf{A}^T \Sigma_2 \mathbf{A}})\right) \\ & \geq \mathbb{P}\left(|\langle \mathbf{m}_1 - \mathbf{m}_2, P^{-1}\mathbf{B} \rangle| > \gamma\sqrt{2\mathbf{B}^T D \mathbf{B}}\right) \\ & = \mathbb{P}\left(|\langle P(\mathbf{m}_1 - \mathbf{m}_2), \mathbf{B} \rangle| > \sqrt{2\gamma^2} \|D^{\frac{1}{2}}\mathbf{B}\|\right). \end{aligned} \quad (40)$$

Note that since by assumption $\text{rank}(\Sigma_1 + \Sigma_2) = r$, $\Sigma_1 + \Sigma_2$ has only r non-zero eigenvalues. Define $\mathbf{C} \in \mathbb{R}^p$ such that, for $i = 1, \dots, p$,

$$C_i = B_i \mathbb{1}_{\lambda_i \neq 0}.$$

That is, for every $\lambda_i \neq 0$, C_i is equal to B_i . For every $\lambda_i = 0$, $C_i = 0$. Using this definition, $D^{\frac{1}{2}}\mathbf{B} = D^{\frac{1}{2}}\mathbf{C}$. Note that

$$\|D^{\frac{1}{2}}\mathbf{C}\| \leq \sqrt{\lambda_{\max}} \|\mathbf{C}\|. \quad (41)$$

Combining (40) and (41), it follows that

$$\begin{aligned} & \mathbb{P}\left(|\langle \mathbf{m}_1 - \mathbf{m}_2, \mathbf{A} \rangle| \geq \gamma(\sqrt{\mathbf{A}^T \Sigma_1 \mathbf{A}} + \sqrt{\mathbf{A}^T \Sigma_2 \mathbf{A}})\right) \geq \mathbb{P}\left(|\langle P(\mathbf{m}_1 - \mathbf{m}_2), \mathbf{B} \rangle| > \sqrt{2\gamma^2 \lambda_{\max}} \|\mathbf{C}\|\right) \\ & = \mathbb{P}\left(|\langle P(\mathbf{m}_1 - \mathbf{m}_2), \frac{\mathbf{B}}{\|\mathbf{B}\|} \rangle| > \sqrt{2\gamma^2 \lambda_{\max}} \frac{\|\mathbf{C}\|}{\|\mathbf{B}\|}\right). \end{aligned} \quad (42)$$

Given $\tau_1 > 0$ and $\tau_2 > 0$, define events \mathcal{E}_1 and \mathcal{E}_2 as

$$\mathcal{E}_1 \triangleq \{\|\mathbf{B}\|^2 \geq p(1 - \tau_1)\},$$

and

$$\mathcal{E}_2 \triangleq \{\|\mathbf{C}\|^2 \leq r(1 + \tau_2)\},$$

respectively. Note that, conditioned on $\mathcal{E}_1 \cap \mathcal{E}_2$,

$$\frac{\|\mathbf{C}\|}{\|\mathbf{B}\|} \leq \sqrt{\frac{r(1+\tau_2)}{p(1-\tau_1)}}.$$

Therefore,

$$\begin{aligned} \mathbb{P}\left(\left|\langle P(\mathbf{m}_1 - \mathbf{m}_2), \frac{\mathbf{B}}{\|\mathbf{B}\|} \rangle\right| \leq \sqrt{2\gamma^2 \lambda_{\max}} \frac{\|\mathbf{C}\|}{\|\mathbf{B}\|}\right) &= \mathbb{P}\left(\left|\langle P(\mathbf{m}_1 - \mathbf{m}_2), \frac{\mathbf{B}}{\|\mathbf{B}\|} \rangle\right| \leq \sqrt{2\gamma^2 \lambda_{\max}} \frac{\|\mathbf{C}\|}{\|\mathbf{B}\|}, \mathcal{E}_1 \cap \mathcal{E}_2\right) \\ &\quad + \mathbb{P}\left(\left|\langle P(\mathbf{m}_1 - \mathbf{m}_2), \frac{\mathbf{B}}{\|\mathbf{B}\|} \rangle\right| \leq \sqrt{2\gamma^2 \lambda_{\max}} \frac{\|\mathbf{C}\|}{\|\mathbf{B}\|}, (\mathcal{E}_1 \cap \mathcal{E}_2)^c\right) \\ &\leq \mathbb{P}\left(\left|\langle P(\mathbf{m}_1 - \mathbf{m}_2), \frac{\mathbf{B}}{\|\mathbf{B}\|} \rangle\right| \leq \sqrt{\frac{2\gamma^2 \lambda_{\max}(1+\tau_2)r}{(1-\tau_1)p}}\right) \\ &\quad + \mathbb{P}(\mathcal{E}_1^c) + \mathbb{P}(\mathcal{E}_2^c). \end{aligned} \quad (43)$$

But, from Lemma 2 in [10],

$$\mathbb{P}(\mathcal{E}_1^c) \leq e^{\frac{p}{2}(\tau_1 + \log(1-\tau_1))}, \quad (44)$$

and

$$\mathbb{P}(\mathcal{E}_2^c) \leq e^{-\frac{r}{2}(\tau_2 - \log(1+\tau_2))}.$$

Also, note that since P is an orthogonal matrix, $\|P(\mathbf{m}_1 - \mathbf{m}_2)\| = \|\mathbf{m}_1 - \mathbf{m}_2\|$. Therefore, the desired result follows by comparing $\mathbb{P}\left(\left|\langle P(\mathbf{m}_1 - \mathbf{m}_2), \frac{\mathbf{B}}{\|\mathbf{B}\|} \rangle\right| \leq \sqrt{\frac{2\gamma^2 \lambda_{\max}(1+\tau_2)r}{(1-\tau_1)p}}\right)$ with (30) and using the result of Theorem 2. \square

I. Proof of Corollary 6

Proof. We note that in (17) for any $\tau > 0$, $\lim_{p \rightarrow \infty} (1 - e^{-\frac{p-1}{2}(\tau - \log(1+\tau))}) = 1$. Since

$$c \triangleq \frac{\|\mathbf{m}_1 - \mathbf{m}_2\|}{\sqrt{p} \left(\sqrt{\lambda_{\max}(\Sigma_1)} + \sqrt{\lambda_{\max}(\Sigma_2)} \right)},$$

β can be expressed as

$$\beta = \frac{2\gamma^2 \lambda_{max}}{c^2 (\sqrt{\lambda_{\max}(\Sigma_1)} + \sqrt{\lambda_{\max}(\Sigma_2)})}.$$

Next, since $\lambda_{\max}(\Sigma_1 + \Sigma_2) \leq \lambda_{\max}(\Sigma_1) + \lambda_{\max}(\Sigma_2)$ we observe that $\beta \leq \frac{2\gamma^2}{c^2}$, for all p . Therefore

$$\lim_{p \rightarrow \infty} \frac{1 - \frac{1}{p}}{1 - \frac{\beta}{p}} = 1$$

We obtain that for any $\tau > 0$

$$\lim_{p \rightarrow \infty} \mathbb{P}\left(A_1^2 > \beta \frac{(1 - \frac{1}{p})}{(1 - \frac{\beta}{p})} (1 + \tau)\right) (1 - e^{-\frac{p-1}{2}(\tau - \log(1+\tau))}) = \mathbb{P}\left(A_1^2 > \beta(1 + \tau)\right). \quad (45)$$

Since τ is a free parameter, we have

$$\lim_{p \rightarrow \infty} d(\gamma) \leq \frac{1}{\mathbf{P}\left(A_1^2 > \beta\right)} = \frac{1}{2Q(\sqrt{\beta})} \quad (46)$$

□

J. Proof of Lemma 5

Proof. As shown in the proof of Lemma 3, the optimal Bayesian classifier breaks the real line at $t_{\text{opt}} = \frac{\mu_1 + \mu_2}{2} - \frac{\sigma^2}{(\mu_1 - \mu_2)} \ln \frac{w}{1-w}$, and achieves a classification error equal to

$$\begin{aligned} e_{\text{opt}} &= wQ\left(\frac{t_{\text{opt}} - \mu_1}{\sigma_1}\right) + (1-w)Q\left(\frac{\mu_2 - t_{\text{opt}}}{\sigma_2}\right) \\ &= wQ\left(\gamma + \frac{1}{2\gamma} \ln \frac{w}{1-w}\right) + (1-w)Q\left(\gamma - \frac{1}{2\gamma} \ln \frac{w}{1-w}\right). \end{aligned}$$

On the other hand, without having access to the exact parameters, a clustering algorithm that operates based on the estimated values $(\hat{\mu}_1, \hat{\mu}_2, \hat{\sigma}_1, \hat{\sigma}_2, \hat{w})$ finds \hat{t}_1 and \hat{t}_2 , which are the solutions of $\frac{\hat{w}}{\sqrt{2\pi\hat{\sigma}_1^2}} e^{-\frac{(t-\hat{\mu}_1)^2}{2\hat{\sigma}_1^2}} = \frac{1-\hat{w}}{\sqrt{2\pi\hat{\sigma}_2^2}} e^{-\frac{(t-\hat{\mu}_2)^2}{2\hat{\sigma}_2^2}}$, and puts the decision boundary points at these two points. For $i = 1, 2$, let

$$\tilde{t}_i \triangleq \hat{t}_i - \hat{\mu}_1.$$

and

$$(s_i, \hat{s}_i) \triangleq \left(\frac{1}{\hat{\sigma}_i^2}, \frac{1}{\hat{\sigma}_i^2}\right).$$

Note that $\sigma_1 = \sigma_2$ by assumptions. Therefore $s_1 = s_2$. Let

$$s \triangleq s_1 = s_2,$$

and

$$\hat{\delta}_\mu \triangleq \hat{\mu}_2 - \hat{\mu}_1.$$

Using the mentioned change of variable, $(\tilde{t}_1, \tilde{t}_2)$ are the solutions of the following second order equation

$$(\hat{s}_1 - \hat{s}_2)x^2 + 2\hat{\delta}_\mu \hat{s}_2 x - \hat{\delta}_\mu^2 \hat{s}_2 + 2 \ln \frac{\hat{s}_2}{\hat{s}_1} - 2 \ln \frac{\hat{w}}{1-\hat{w}} = 0, \quad (47)$$

Assume that \tilde{t}_1 denotes the point that approximates $t_{\text{opt}} - \mu_1$. A clustering algorithm that decides based on these estimated boundary points estimates its achieved error as \hat{e}_{opt} , where, if $\hat{\sigma}_1 \leq \hat{\sigma}_2$,

$$\hat{e}_{\text{opt}} = \hat{w} \left(Q\left(\frac{\tilde{t}_1}{\hat{\sigma}_1}\right) + Q\left(-\frac{\tilde{t}_2}{\hat{\sigma}_1}\right) \right) + (1-\hat{w}) \left(Q\left(\frac{\hat{\delta}_\mu - \tilde{t}_1}{\hat{\sigma}_2}\right) - Q\left(\frac{\hat{\delta}_\mu - \tilde{t}_2}{\hat{\sigma}_2}\right) \right),$$

and if $\hat{\sigma}_1 > \hat{\sigma}_2$,

$$\hat{e}_{\text{opt}} = \hat{w} \left(Q\left(\frac{\tilde{t}_1}{\hat{\sigma}_1}\right) - Q\left(\frac{\tilde{t}_2}{\hat{\sigma}_1}\right) \right) + (1-\hat{w}) \left(Q\left(\frac{\hat{\delta}_\mu - \tilde{t}_1}{\hat{\sigma}_2}\right) + Q\left(\frac{\tilde{t}_2 - \hat{\delta}_\mu}{\hat{\sigma}_2}\right) \right).$$

Since for all x and x' , $|Q(x) - Q(x')| \leq |x - x'|$, if $\hat{\sigma}_1 \leq \hat{\sigma}_2$,

$$|e_{\text{opt}} - \hat{e}_{\text{opt}}| \leq |w - \hat{w}| + \left| \frac{\tilde{t}_1}{\hat{\sigma}_1} - \frac{t_{\text{opt}} - \mu_1}{\sigma_1} \right| + \left| \frac{\hat{\delta}_\mu - \tilde{t}_1}{\hat{\sigma}_2} - \frac{\mu_2 - t_{\text{opt}}}{\sigma_2} \right| + Q\left(-\frac{\tilde{t}_2}{\hat{\sigma}_1}\right),$$

and if $\hat{\sigma}_1 > \hat{\sigma}_2$,

$$|e_{\text{opt}} - \hat{e}_{\text{opt}}| \leq |w - \hat{w}| + \left| \frac{\tilde{t}_1}{\hat{\sigma}_1} - \frac{t_{\text{opt}} - \mu_1}{\sigma_1} \right| + \left| \frac{\hat{\delta}_\mu - \tilde{t}_1}{\hat{\sigma}_2} - \frac{\mu_2 - t_{\text{opt}}}{\sigma_2} \right| + Q\left(\frac{\tilde{t}_2 - \hat{\delta}_\mu}{\hat{\sigma}_2}\right).$$

Note that, by the triangle inequality,

$$\left| \frac{\tilde{t}_1}{\hat{\sigma}_1} - \frac{t_{\text{opt}} - \mu_1}{\sigma_1} \right| \leq \frac{|\tilde{t}_1 - t_{\text{opt}} + \mu_1|}{\hat{\sigma}_1} + |t_{\text{opt}} - \mu_1| \left| \frac{1}{\hat{\sigma}_1} - \frac{1}{\sigma_1} \right|. \quad (48)$$

Similarly,

$$\left| \frac{\hat{\delta}_\mu - \tilde{t}_1}{\hat{\sigma}_2} - \frac{\mu_2 - t_{\text{opt}}}{\sigma_2} \right| \leq \frac{|\hat{\delta}_\mu - \tilde{t}_1 - \mu_2 + t_{\text{opt}}|}{\hat{\sigma}_2} + |t_{\text{opt}} - \mu_2| \left| \frac{1}{\hat{\sigma}_2} - \frac{1}{\sigma_2} \right|. \quad (49)$$

But, by assumption, $|\sigma_i^2 - \hat{\sigma}_i^2| \leq \epsilon \delta_\mu^2$. Therefore, $\hat{\sigma}_i \leq \sigma_i \sqrt{1 + \epsilon \delta_\mu^2 / \sigma_i^2} = \sigma_i \sqrt{1 + 4\gamma^2 \epsilon} \leq \sigma_i (1 + 2\gamma^2 \epsilon)$. Similarly, $\hat{\sigma}_i \geq \sigma_i \sqrt{1 - 4\gamma^2 \epsilon} \geq \sigma_i (1 - 4\gamma^2 \epsilon)$. Hence, $|\sigma_i - \hat{\sigma}_i| \leq 4c^2 \epsilon$ and

$$\left| \frac{1}{\hat{\sigma}_i} - \frac{1}{\sigma_i} \right| \leq \frac{4\gamma^2 \epsilon}{(1 - 4\gamma^2 \epsilon) \sigma_i}.$$

Also, note that since $t_{\text{opt}} = \frac{\mu_1 + \mu_2}{2} - \frac{\sigma_1^2}{(\mu_1 - \mu_2)} \ln \frac{w}{1-w}$, for $i = 1, 2$,

$$\frac{|t_{\text{opt}} - \mu_i|}{\sigma_1} \leq \gamma + \frac{1}{2\gamma} \ln \frac{1 - w_{\min}}{w_{\min}}.$$

In summary, if $\hat{\sigma}_1 \leq \hat{\sigma}_2$,

$$|e_{\text{opt}} - \hat{e}_{\text{opt}}| \leq \left(1 + 4\gamma^3 + 2\gamma \ln \frac{1 - w_{\min}}{w_{\min}}\right) \epsilon + \frac{1}{\sigma_1} |\tilde{t}_1 - t_{\text{opt}} + \mu_1| + Q\left(-\frac{\tilde{t}_2}{\hat{\sigma}_1}\right) + o(\epsilon), \quad (50)$$

and if $\hat{\sigma}_1 > \hat{\sigma}_2$,

$$|e_{\text{opt}} - \hat{e}_{\text{opt}}| \leq \left(1 + 4\gamma^3 + 2\gamma \ln \frac{1 - w_{\min}}{w_{\min}}\right) \epsilon + \frac{1}{\sigma_1} |\tilde{t}_1 - t_{\text{opt}} + \mu_1| + Q\left(\frac{\tilde{t}_2 - \hat{\delta}_\mu}{\hat{\sigma}_2}\right) + o(\epsilon). \quad (51)$$

In the rest of the proof, we mainly focus on bounding $|\tilde{t}_1 - t_{\text{opt}} + \mu_1|$. Since \tilde{t}_1 and \tilde{t}_2 are the solutions of (47), they can be computed as

$$\tilde{t}_1, \tilde{t}_2 = \frac{-\hat{\delta}_\mu \hat{s}_2 \pm \sqrt{\Delta}}{(\hat{s}_1 - \hat{s}_2)},$$

where

$$\Delta = (\hat{\delta}_\mu \hat{s}_2)^2 - (\hat{s}_1 - \hat{s}_2) \left(-\hat{\delta}_\mu^2 \hat{s}_2 + 2 \ln \frac{\hat{s}_2}{\hat{s}_1} - 2 \ln \frac{\hat{w}}{1 - \hat{w}} \right).$$

Define v as

$$v \triangleq \hat{\mu}_2 - \hat{\mu}_1 - (\mu_2 - \mu_1). \quad (52)$$

Note that since by assumption $|\hat{\mu}_i - \mu_i| \leq \epsilon \delta_\mu$, where

$$\delta_\mu \triangleq |\mu_2 - \mu_1|,$$

we have

$$|v| \leq 2\delta_\mu \epsilon,$$

Define τ_1 and τ_2 as

$$\tau_i \triangleq \hat{s}_i - s.$$

Note that

$$|\tau_i| \leq \frac{\delta_\mu^2 \epsilon}{\hat{\sigma}_i^2 \sigma_i^2} \leq \frac{\delta_\mu^2 \epsilon}{\sigma_i^2 (\sigma_i^2 - \epsilon \delta_\mu^2)} = \frac{4\gamma^2 s \epsilon}{1 - 4\epsilon \gamma^2} \leq \frac{4\gamma^2 s \epsilon}{1 - 4\epsilon \gamma_{\max}^2} \leq 8\gamma^2 s \epsilon, \quad (53)$$

where the last inequality holds as long as $4\gamma_{\max}^2 \epsilon \leq \frac{1}{2}$.

Define ε as

$$\varepsilon \triangleq \frac{\hat{s}_2 - \hat{s}_1}{(\hat{\delta}_\mu \hat{s}_2)^2} \left(-\hat{\delta}_\mu^2 \hat{s}_2 + 2 \ln \frac{\hat{s}_2}{\hat{s}_1} - 2 \ln \frac{\hat{w}}{1 - \hat{w}} \right). \quad (54)$$

Then, using this definition, it follows from (47) that

$$\tilde{t}_1 = \frac{\hat{\delta}_\mu \hat{s}_2}{\hat{s}_2 - \hat{s}_1} (1 - \sqrt{1 + \varepsilon}), \quad (55)$$

and

$$\tilde{t}_2 = \frac{\hat{\delta}_\mu \hat{s}_2}{\hat{s}_2 - \hat{s}_1} (1 + \sqrt{1 + \varepsilon}). \quad (56)$$

Define function f as $f(x) = \sqrt{1 + x}$. Then, using the Taylor expansion of function f around zero,

$$f(\varepsilon) = 1 + \frac{1}{2}\varepsilon + \frac{f''(r)}{2}\varepsilon^2, \quad (57)$$

where $|r| \leq |\varepsilon|$. Note that

$$\begin{aligned} \frac{\hat{\delta}_\mu \hat{s}_2}{\hat{s}_2 - \hat{s}_1} \varepsilon &= \frac{1}{\hat{\delta}_\mu \hat{s}_2} \left(-\hat{\delta}_\mu^2 \hat{s}_2 + 2 \ln \frac{\hat{s}_2}{\hat{s}_1} - 2 \ln \frac{\hat{w}}{1 - \hat{w}} \right) \\ &= -\hat{\delta}_\mu + \frac{2}{\hat{\delta}_\mu \hat{s}_2} \left(\ln \frac{\hat{s}_2}{\hat{s}_1} - \ln \frac{\hat{w}}{1 - \hat{w}} \right). \end{aligned} \quad (58)$$

Therefore, we have

$$\tilde{t}_1 = \frac{\hat{\delta}_\mu}{2} + \frac{1}{\hat{\delta}_\mu \hat{s}_2} \left(\ln \frac{\hat{w}}{1 - \hat{w}} - \ln \frac{\hat{s}_2}{\hat{s}_1} \right) - \frac{f''(r)}{2} \left(\frac{\hat{\delta}_\mu \hat{s}_2}{\hat{s}_2 - \hat{s}_1} \right) \varepsilon^2. \quad (59)$$

and

$$\tilde{t}_2 = \frac{2\hat{\delta}_\mu \hat{s}_2}{\hat{s}_2 - \hat{s}_1} - \tilde{t}_1. \quad (60)$$

As a reminder $t_{\text{opt}} = \frac{\mu_1 + \mu_2}{2} - \frac{1}{(\mu_1 - \mu_2)s} \ln \frac{w}{1-w}$. Therefore, from (59), we have

$$\begin{aligned} |\tilde{t}_1 - t_{\text{opt}} + \mu_1| &= \left| \frac{\hat{\delta}_\mu}{2} + \frac{1}{\hat{\delta}_\mu \hat{s}_2} \left(\ln \frac{\hat{w}}{1-\hat{w}} - \ln \frac{\hat{s}_2}{\hat{s}_1} \right) - \frac{f''(r)}{2} \left(\frac{\hat{\delta}_\mu \hat{s}_2}{\hat{s}_2 - \hat{s}_1} \right) \epsilon^2 - t_{\text{opt}} + \mu_1 \right| \\ &\leq \delta_\mu \epsilon + \left| \frac{1}{\hat{\delta}_\mu \hat{s}_2} \ln \frac{\hat{w}}{1-\hat{w}} - \frac{1}{s(\mu_2 - \mu_1)} \ln \frac{w}{1-w} \right| + \left| \frac{1}{\hat{\delta}_\mu \hat{s}_2} \ln \frac{\hat{s}_2}{\hat{s}_1} \right| + \left| \frac{f''(r)}{2} \left(\frac{\hat{\delta}_\mu \hat{s}_2}{\hat{s}_2 - \hat{s}_1} \right) \epsilon^2 \right|. \end{aligned} \quad (61)$$

We next bound the error terms in (61). Note that, by the triangle inequality,

$$\begin{aligned} \left| \frac{1}{\hat{\delta}_\mu \hat{s}_2} \ln \frac{\hat{w}}{1-\hat{w}} - \frac{1}{s(\mu_2 - \mu_1)} \ln \frac{w}{1-w} \right| &= \left| \frac{1}{\hat{\delta}_\mu \hat{s}_2} \left(\ln \frac{\hat{w}}{1-\hat{w}} - \ln \frac{w}{1-w} + \ln \frac{w}{1-w} \right) - \frac{1}{s(\mu_2 - \mu_1)} \ln \frac{w}{1-w} \right| \\ &\leq \frac{1}{|\hat{\delta}_\mu| \hat{s}_2} \left| \ln \frac{\hat{w}}{1-\hat{w}} - \ln \frac{w}{1-w} \right| + \left| \ln \frac{w}{1-w} \right| \left| \frac{1}{\hat{\delta}_\mu \hat{s}_2} - \frac{1}{s(\mu_2 - \mu_1)} \right| \end{aligned} \quad (62)$$

Since $|\mu_i - \hat{\mu}_i| \leq \epsilon \delta_\mu$, $|\hat{\delta}_\mu| = |\hat{\mu}_1 - \hat{\mu}_2| \geq \delta_\mu(1 - 2\epsilon)$. Therefore, we have

$$\frac{1}{|\hat{\delta}_\mu|} \leq \frac{1}{\delta_\mu(1 - 2\epsilon)}. \quad (63)$$

Let $g(w) = \ln \frac{w}{1-w}$. Then, $g'(w) = \frac{1}{w} + \frac{1}{1-w}$. Therefore, since by assumption, $|w - \hat{w}| \leq \epsilon$, we have

$$\left| \ln \frac{\hat{w}}{1-\hat{w}} - \ln \frac{w}{1-w} \right| \leq \left(\frac{1}{w_{\min}} + \frac{1}{1-w_{\min}} \right) \epsilon \leq \frac{2\epsilon}{w_{\min}}. \quad (64)$$

Note that since $w \in (w_{\min}, 0.5)$, and since $\frac{w}{1-w}$ is an increasing function of w in this interval, we have

$$\left| \ln \frac{w}{1-w} \right| \leq \ln \frac{1-w_{\min}}{w_{\min}}. \quad (65)$$

Note that

$$\ln \frac{\hat{s}_2}{\hat{s}_1} = \ln \frac{s + \tau_1}{s + \tau_2} = \ln \frac{1 + \tau_1/s}{1 + \tau_2/s}.$$

Hence,

$$\left| \ln \frac{\hat{s}_2}{\hat{s}_1} \right| \leq \ln \frac{1 + |\frac{\tau_1}{s}|}{1 - |\frac{\tau_2}{s}|} \leq \ln \frac{1 + \frac{4\epsilon\gamma^2}{1-4\epsilon\gamma_{\max}^2}}{1 - \frac{4\epsilon\gamma^2}{1-4\epsilon\gamma_{\max}^2}} = \ln \frac{1}{1 - 8\epsilon\gamma_{\max}^2} \leq \frac{8\gamma_{\max}^2\epsilon}{1 - 8\epsilon\gamma_{\max}^2} \leq 16\gamma_{\max}^2\epsilon, \quad (66)$$

where the last line holds if $8\gamma_{\max}^2\epsilon < \frac{1}{2}$. Combining (62), (63), (64), (65) and (66) with (61), it follows that

$$\begin{aligned}
|\tilde{t}_1 - t_{\text{opt}} + \mu_1| &\leq \delta_\mu \epsilon + \frac{2\epsilon}{(1-2\epsilon)(1-8\gamma^2 s\epsilon)w_{\min}\delta_\mu s} + \frac{1}{\hat{s}_2} \ln \frac{1-w_{\min}}{w_{\min}} \left| \frac{1}{\hat{\delta}_\mu} - \frac{1}{(\mu_2 - \mu_1)} \right| \\
&\quad + \frac{1}{\delta_\mu} \ln \frac{1-w_{\min}}{w_{\min}} \left| \frac{1}{\hat{s}_2} - \frac{1}{s} \right| + \frac{16\gamma_{\max}^2\epsilon}{(1-2\epsilon)(1-8\gamma^2 s\epsilon)\delta_\mu s} + \left| \frac{f''(r)}{2} \left(\frac{\hat{\delta}_\mu \hat{s}_2}{\hat{s}_2 - \hat{s}_1} \right) \epsilon^2 \right| \\
&\leq \delta_\mu \epsilon + \frac{2\epsilon}{(1-2\epsilon)(1-8\gamma^2 s\epsilon)w_{\min}\delta_\mu s} + \left(\frac{2\epsilon}{(1-2\epsilon)(1-8\gamma^2\epsilon)\delta_\mu s} + \epsilon\delta_\mu \right) \ln \frac{1-w_{\min}}{w_{\min}} \\
&\quad + \frac{16\gamma_{\max}^2\epsilon}{(1-2\epsilon)(1-8\gamma^2 s\epsilon)\delta_\mu s} + \left| \frac{f''(r)}{2} \left(\frac{\hat{\delta}_\mu \hat{s}_2}{\hat{s}_2 - \hat{s}_1} \right) \epsilon^2 \right| \\
&= \left(\delta_\mu + \frac{2}{w_{\min}\delta_\mu s} + \left(\frac{2}{\delta_\mu s} + \delta_\mu \right) \ln \frac{1-w_{\min}}{w_{\min}} + \frac{16\gamma_{\max}^2}{\delta_\mu s} \right) \epsilon + \frac{f''(r)}{2} \left| \frac{\hat{\delta}_\mu \hat{s}_2}{\hat{s}_2 - \hat{s}_1} \right| \epsilon^2 + o(\epsilon). \tag{67}
\end{aligned}$$

Finally, we need to bound ϵ , defined in (54). By the triangle inequality and (63), it follows that

$$\begin{aligned}
|\epsilon| &\leq \frac{|\hat{s}_2 - \hat{s}_1|}{\delta_\mu^2 (1-2\epsilon)^2 (\hat{s}_2)^2} \left(\delta_\mu^2 (1+2\epsilon)^2 \hat{s}_2 + 2 \left| \ln \frac{\hat{s}_2}{\hat{s}_1} \right| + 2 \left| \ln \frac{\hat{w}}{1-\hat{w}} \right| \right) \\
&= \frac{|\hat{s}_2 - \hat{s}_1|}{\delta_\mu^2 (1-2\epsilon)^2 (\hat{s}_2)^2} \left(\delta_\mu^2 (1+2\epsilon)^2 \hat{s}_2 + 2 \left| \ln \frac{\hat{s}_2}{\hat{s}_1} \right| + 2 \left| \ln \frac{\hat{w}}{1-\hat{w}} - \ln \frac{w}{1-w} + \ln \frac{w}{1-w} \right| \right) \\
&\stackrel{(a)}{\leq} \frac{|\hat{s}_2 - \hat{s}_1|}{\delta_\mu^2 (1-2\epsilon)^2 (1-8\gamma^2\epsilon)^2 s^2} \left(\delta_\mu^2 (1+2\epsilon)^2 (1+8\gamma^2\epsilon)s + 32\gamma_{\max}^2\epsilon + \frac{4\epsilon}{w_{\min}} + 2 \ln \frac{1-w_{\min}}{w_{\min}} \right) \\
&\stackrel{(b)}{=} \frac{|\hat{s}_2 - \hat{s}_1|}{s} \left(1 + \frac{1}{2\gamma} \ln \frac{1-w_{\min}}{w_{\min}} + O(\epsilon) \right), \tag{68}
\end{aligned}$$

where (a) follows from (53), (64), (65) and (66), and (b) holds because $\delta_\mu^2 s = 4\gamma$. Also, note that, from (53),

$$|\epsilon| \leq 8\gamma \left(2\gamma + \ln \frac{1-w_{\min}}{w_{\min}} + O(\epsilon) \right) \epsilon. \tag{69}$$

Therefore, if $(16\gamma_{\max}^2 + 8\gamma_{\max} \ln \frac{1-w_{\min}}{w_{\min}} + 2\gamma_{\max}\epsilon)\epsilon < \frac{1}{2}$,

$$|\epsilon| \leq \frac{1}{2},$$

and $|f''(r)| = \frac{1}{4}(1+r)^{-\frac{3}{2}} \leq \frac{1}{\sqrt{2}} < 1$. Combining (68) with (67), it follows that

$$\begin{aligned}
|\tilde{t}_1 - t_{\text{opt}} + \mu_1| &\leq \left(\delta_\mu + \frac{2}{w_{\min}\delta_\mu s} + \left(\frac{2}{\delta_\mu s} + \delta_\mu \right) \ln \frac{1-w_{\min}}{w_{\min}} + \frac{16\gamma_{\max}^2}{\delta_\mu s} \right) \epsilon \\
&\quad + |f''(r)| |\hat{\delta}_\mu \hat{s}_2| |\hat{s}_2 - \hat{s}_1| \left(1 + \frac{1}{2\gamma} \ln \frac{1-w_{\min}}{w_{\min}} + O(\epsilon) \right)^2 + o(\epsilon) \\
&\leq \left(\delta_\mu + \frac{2}{w_{\min}\delta_\mu s} + \left(\frac{2}{\delta_\mu s} + \delta_\mu \right) \ln \frac{1-w_{\min}}{w_{\min}} + \frac{16\gamma_{\max}^2}{\delta_\mu s} \right) \epsilon \\
&\quad + |f''(r)| |\delta_\mu s| (1+\epsilon)(16\gamma^2\epsilon) \left(1 + \frac{1}{2\gamma} \ln \frac{1-w_{\min}}{w_{\min}} + O(\epsilon) \right)^2 + o(\epsilon) \\
&\leq \left(\delta_\mu + \frac{2}{w_{\min}\delta_\mu s} + \left(\frac{2}{\delta_\mu s} + \delta_\mu \right) \ln \frac{1-w_{\min}}{w_{\min}} + \frac{16\gamma_{\max}^2}{\delta_\mu s} \right. \\
&\quad \left. + |f''(r)| |\delta_\mu s| \left(4\gamma + 2 \ln \frac{1-w_{\min}}{w_{\min}} \right)^2 \right) \epsilon + o(\epsilon). \tag{70}
\end{aligned}$$

Dividing both sides of (70) by σ_1 , and noting that $\delta_\mu/(2\sigma_1) = \gamma$ and $|f''(r)| \leq 1$, we derive

$$\begin{aligned} \frac{|\tilde{t}_1 - t_{\text{opt}} + \mu_1|}{\sigma_1} &\leq \left(2\gamma + \frac{1}{w_{\min}\gamma} + \left(\frac{1}{\gamma} + 2\gamma \right) \ln \frac{1 - w_{\min}}{w_{\min}} + \frac{8\gamma_{\max}^2}{\gamma} \right. \\ &\quad \left. + 2\gamma \left(4\gamma + 2 \ln \frac{1 - w_{\min}}{w_{\min}} \right)^2 \right) \epsilon + o(\epsilon). \end{aligned} \quad (71)$$

Finally, as a reminder, from (60), $\tilde{t}_2 = \frac{2\hat{\delta}_\mu \hat{s}_2}{\hat{s}_2 - \hat{s}_1} - \tilde{t}_1$. From (53), $|\hat{s}_2 - \hat{s}_1| \leq 16\gamma^2 s\epsilon$. Hence, if $\hat{\sigma}_1 \leq \hat{\sigma}_2$,

$$-\frac{\tilde{t}_2}{\hat{\sigma}_1} = \frac{1}{\hat{\sigma}_1} \left(\frac{2\hat{\delta}_\mu \hat{s}_2}{\hat{s}_1 - \hat{s}_2} + \tilde{t}_1 \right) \geq \frac{1}{4\gamma\epsilon} + o\left(\frac{1}{\epsilon}\right).$$

Similarly, if $\hat{\sigma}_2 \leq \hat{\sigma}_1$,

$$\frac{\tilde{t}_2 - \hat{\delta}_\mu}{\hat{\sigma}_2} = \frac{1}{\hat{\sigma}_2} \left(\frac{2\hat{\delta}_\mu \hat{s}_2}{\hat{s}_2 - \hat{s}_1} - \tilde{t}_1 - \hat{\delta}_\mu \right) \geq \frac{1}{4\gamma\epsilon} + o\left(\frac{1}{\epsilon}\right).$$

Combining (71) and the above equations with (50) and (51) yields the desired result. \square