

Assessing the Performance of Leja and Clenshaw-Curtis Collocation for Computational Electromagnetics with Random Input Data

Dimitrios Loukrezis^{1,2}, Ulrich Römer³, and Herbert De Gersem^{1,2}

¹Institut für Theorie Elektromagnetischer Felder, Technische Universität Darmstadt,
Schlossgartenstraße 8, 64289 Darmstadt, Germany

²Centre for Computational Engineering, Technische Universität Darmstadt,
Dolivostraße 15, 64293 Darmstadt, Germany

³Institut für Dynamik und Schwingungen, Technische Universität Braunschweig,
Schleinitzstraße 20, 38106 Braunschweig, Germany

Abstract

We consider the problem of quantifying uncertainty regarding the output of an electromagnetic field problem in the presence of a large number of uncertain input parameters. In order to reduce the growth in complexity with the number of dimensions, we employ a dimension-adaptive stochastic collocation method based on nested univariate nodes. We examine the accuracy and performance of collocation schemes based on Clenshaw-Curtis and Leja rules, for the cases of uniform and bounded, non-uniform random inputs, respectively. Based on numerical experiments with an academic electromagnetic field model, we compare the two rules in both the univariate and multivariate case and for both quadrature and interpolation purposes. Results for a real-world electromagnetic field application featuring high-dimensional input uncertainty are also presented.

keywords— dimension adaptivity, Clenshaw-Curtis, computational electromagnetics, Leja, sparse grids, stochastic collocation, uncertainty quantification.

1 Introduction

More often than ever before, the design phase of electric and electronic devices, e.g. waveguides or accelerator magnets, incorporates parameter studies in order to predict the device's behavior under uncertainty. This uncertainty, e.g. with respect to the device's geometry or material properties, often stems from tolerances during the manufacturing process. As part of those uncertainty quantification (UQ) studies, one typically investigates a specific output of the device, called the quantity of interest (QoI), and tries to estimate statistical moments or sensitivities, with the goal of reducing the risk of malfunction, misfire or other type of failure.

Most commonly, UQ studies rely on sampling methods. Monte Carlo (MC) sampling [9] converges irrespective of the number of random variables (RVs) or the regularity of the given problem, albeit with a slow convergence rate of $\mathcal{O}(M^{-0.5})$ in the mean-square-error sense, where M denotes the number of samples, equivalently, costs. Improved cost-error ratios can be achieved with multilevel

MC [17] methods. Spectral UQ approaches [16, 46] converge much faster, exponentially in the best case, for a small to moderate number of random inputs and smooth input-to-output map. Typical methods of this type are stochastic Galerkin [2, 16, 28], stochastic collocation [1, 3, 7, 47], or point collocation [6, 30, 31] methods.

The stochastic Galerkin method is often labeled as “intrusive”, due to the fact that dedicated solvers have to be developed in order to tackle the stochastic problem at hand. The additional programming effort is usually regarded as a major disadvantage, especially in the case of complex computational models whose software and underlying solvers are difficult to be accessed, modified or otherwise manipulated. Therefore, and despite the fact that stochastic Galerkin methods have nice properties for error analysis and estimation, collocation methods are generally preferred, as they allow for a non-intrusive, black-box use of the original computational models. It must be noted that the separation of methods into intrusive and non-intrusive is an ongoing topic of discussion, see e.g. [18]. In the context of the present paper we shall retain the usual distinction. Comparisons between stochastic and point collocation methods, see e.g. [13], indicate that the former tends to provide superior accuracies and convergence rates for smooth QoIs. However, since these approaches differ significantly, a fair comparison between the two is still an open research topic, as also indicated in [30].

A common bottleneck of all aforementioned methods is the so-called “curse of dimensionality” [4], i.e. convergence rates deteriorate and computational costs increase with the number of considered input parameters, by definition, exponentially. As a possible remedy, state-of-the-art methods employ sparse, adaptively constructed polynomial approximations, see e.g. [10, 32, 35, 39] for adaptive stochastic collocation methods, [6, 29] for adaptive point collocation methods, and [12] for an adaptive stochastic Galerkin method. While generally not free of the curse of dimensionality, adaptive methods exploit possible anisotropies among the input parameters regarding their impact upon the QoI. Assuming that such anisotropies exist, adaptivity may enable studies with a comparably large number of input parameters. More recently, tensor decompositions (see [19] and the references therein) have been used to exploit possible low-rank structures of parametric problems in order to tackle the curse of dimensionality. In several cases, again relying on high regularity, superior asymptotic convergence rates have been obtained compared to sparse grid methods [45]. However, comparisons between these methods remains an active field of research, as break-evens have not yet been fully determined.

Here we will only consider stochastic collocation methods, in which case, dimension-adaptive algorithms [15, 24] constitute the current state-of-the-art. In the search for an acceptable compromise between computational work and approximation accuracy, such approaches are receiving increasing attention in uncertainty quantification. Dimension-adaptive methods are based on nested univariate collocation points, e.g. Clenshaw-Curtis and Genz-Keister nodes are typical choices for uniform and normal input distributions, respectively. The extension of dimension-adaptive schemes to cases where the input distributions do not fall into the two aforementioned categories is desirable and an active field of interest, as well as one of the main considerations of the present paper.

In this work we consider univariate and medium to high-dimensional multivariate UQ, in the context of electromagnetic field (EMF) problems with random inputs. The probability distributions of the inputs are assumed to be bounded, but not necessarily uniform, e.g. beta distributions are considered in this work. The stochastic collocation method is used for the UQ studies. When multiple inputs are considered, we employ a dimension-adaptive algorithm based on nested univariate collocation points. We investigate the performance of the method for different choices of nested collocation points, in particular provided from either Clenshaw-Curtis [11] or Leja rules [25]. In the case of non-uniform input distributions, we use weighted Leja rules based on [32], while the Clenshaw-Curtis rules are modified as in [42]. For the case of uniform inputs only and in a purely mathematical

context, comparisons between the two rules can be found in [10, 32, 33]. We are unaware of such comparisons for the case of bounded, non-uniform inputs, such as the ones considered here. The available literature also lacks works considering concrete engineering applications, such as the EMF problems presented in this work.

The rest of the paper is organized as follows. In Section 2 we offer a general description of the UQ problem at hand. In Section 3 we describe the UQ method of choice, namely the stochastic collocation method. The univariate collocation is presented in Section 3.1, while multivariate collocation schemes are presented in Sections 3.2 and 3.3 for the cases of tensor grids and sparse grids, respectively. The latter are further separated into isotropic and adaptive-anisotropic sparse grids, respectively discussed in Sections 3.3.1 and 3.3.2. Post-processing and collocation-based quadrature schemes are presented in Section 3.4. The two choices of collocation points considered in this work are presented in Section 3.5. A number of numerical experiments are given in Section 4. An analytical, academic EMF model is considered in Section 4.1. Results for a real-world application are available in Section 4.2.

2 Problem Setting

Let (Θ, Σ, P) be a probability space, $\theta \in \Theta$ a random event and $\mathbf{Y} = (Y_1, Y_2, \dots, Y_N)$ a vector of N independent RVs defined on (Θ, Σ, P) . We denote with $\mathbf{y} = \mathbf{Y}(\theta)$ a random realization of the input RVs and with ρ their joint probability density function (PDF), such that $\mathbf{Y} : \Theta \rightarrow \Xi \subset \mathbb{R}^N$ and $\rho : \Xi \rightarrow \mathbb{R}_+$, where $\mathbb{R}_+ = \{y \in \mathbb{R} : y > 0\}$. In the context of the present work, Ξ is an N -dimensional hyper-rectangle $\Xi = \Xi_1 \times \Xi_2 \times \dots \times \Xi_N$. A univariate PDF $\rho_n(y_n)$ corresponds to each Y_n , $n = 1, 2, \dots, N$. Due to the statistical independence of the RVs, the joint PDF is given by

$$\rho(\mathbf{y}) = \prod_{n=1}^N \rho_n(y_n). \quad (1)$$

We now assume a partial differential equation (PDE) given in the general form

$$\mathcal{D}(u, \mathbf{y}) = 0, \quad (2)$$

where $u = u(\mathbf{y})$ is the solution of (2) and $\mathbf{y} \in \mathbb{R}^N$ is a parameter vector. We consider the PDE to be well posed for all $\mathbf{y} \in \Xi \subset \mathbb{R}^N$. Specifics regarding the PDEs of the mathematical models of the here considered EMF problems are discussed in detail in Sections 4.1 and 4.2. We assume a model output which is given as a functional $q(u(\mathbf{y}))$, commonly called the QoI. For simplicity, we denote the parameter-dependent QoI with $q(\mathbf{y})$, and assume that $q(\mathbf{y}) \in \mathbb{R}$, however, complex and vector-valued QoIs may also be considered. Preferably, the dependence of the QoI on the input RVs, as given by q , is smooth, ideally analytic.

In the case where $\mathbf{y} = \mathbf{Y}(\theta)$, i.e. the parameter vector constitutes a realization of a random vector, the QoI is also a RV given by $q(\mathbf{Y})$. In other words, the input uncertainty propagates through the (deterministic) model and renders the QoI uncertain as well. The task at hand is to quantify the uncertainty of the now random QoI, e.g. by computing statistical moments, sensitivities with respect to the random inputs, event probabilities, etc. A typical UQ task, such as the aforementioned ones, can be written in the general form

$$\mathbb{E}[\phi(q)] = \int_{\Xi} \phi(q(\mathbf{y})) \rho(\mathbf{y}) d\mathbf{y}, \quad (3)$$

where ϕ denotes a functional corresponding to the sought statistical measure. For example, $\phi(q) = q$ in the case of the expected value $\mathbb{E}[q]$, or $\phi(q) = (q - \mathbb{E}[q])^2$ in the case of the variance $\mathbb{V}[q]$.

Assuming that ϕ is a continuous smooth function, the multivariate integral in (3) can be computed efficiently with appropriate quadrature schemes, such that

$$\mathbb{E}[\phi(q(\mathbf{y}))] \approx \sum_{k=1}^K w^{(k)} \phi\left(q\left(\mathbf{y}^{(k)}\right)\right), \quad (4)$$

where $\mathbf{y}^{(k)}$ and $w^{(k)}$ denote the k -th quadrature node and weight, respectively. Alternatively, surrogate-based sampling methods can be employed, where the original model q is substituted by an inexpensive surrogate model $\tilde{q} \approx q$, assuming sufficient approximation accuracy. For example, the surrogate model may be an interpolation-based polynomial approximation

$$q(\mathbf{y}) \approx \tilde{q}(\mathbf{y}) = \sum_{k=1}^K q\left(\mathbf{y}^{(k)}\right) \Psi_k(\mathbf{y}), \quad (5)$$

where $\mathbf{y}^{(k)}$ are interpolation nodes and Ψ_k appropriate multivariate polynomials. Both aforementioned approaches, i.e. quadrature and interpolation-based, can be efficiently implemented in the context of the stochastic collocation method, presented in Section 3.

3 Stochastic Collocation

In the stochastic collocation method, a polynomial approximation similar to (5) is constructed by interpolating specific values of the QoI. Those values are provided by evaluating the QoI on a set of realizations of the input RVs, called collocation points. We denote the set of collocation points with Z and its cardinality with $\#Z$. Since each evaluation requires a call to the original model, the computational cost of the method depends predominantly on $\#Z$. The choice of collocation points depends on the PDF ρ which characterizes the input RVs. Quadrature rules for the approximation of (3) can be derived from the collocation, as will be shown in Section 3.4.

3.1 Univariate collocation

Univariate interpolation rules are used as building blocks for stochastic collocation in multiple dimensions, respectively, multiple random parameters. Therefore, let us first consider the case of a single parameter, Y .

We introduce the non-negative integer $\ell \in \mathbb{N}_0$, called the interpolation level. The corresponding univariate grid of collocation points is denoted with Z_ℓ . The number of univariate collocation points $\#Z_\ell$ is associated with the level ℓ through a monotonically increasing “level-to-nodes” function $m : \mathbb{N}_0 \rightarrow \mathbb{N}$, such that $\#Z_\ell = m(\ell)$, with $m(0) = 1$. The choice of collocation points depends on the univariate PDF $\rho(y)$.

The interpolation is based on Lagrange polynomials, defined by the univariate collocation points $Z_\ell = \left\{y_\ell^{(i)}\right\}_{i=1}^{m(\ell)}$ as

$$l_\ell^{(i)}(y) = \prod_{\substack{k=1 \\ k \neq i}}^{m(\ell)} \frac{y - y_\ell^{(k)}}{y_\ell^{(i)} - y_\ell^{(k)}}, \quad (6)$$

$$l_0(y) = 1.$$

Denoting the univariate interpolation operator with \mathcal{I}_ℓ , the interpolation reads

$$\mathcal{I}_\ell [q] (y) = \sum_{i=1}^{m(\ell)} q \left(y_\ell^{(i)} \right) l_\ell^{(i)} (y). \quad (7)$$

In the special case where the univariate grids are nested, i.e. $Z_{\ell-1} \subset Z_\ell$, the interpolation (7) can be constructed in a hierarchical way, such that the QoI must be evaluated only for the new collocation points $y_\ell^{(i)} \in Z_\ell \setminus Z_{\ell-1}$. The hierarchical counterpart of (7) reads

$$\begin{aligned} \mathcal{I}_\ell [q] (y) &= \mathcal{I}_{\ell-1} [q] (y) + \sum_{i: y_\ell^{(i)} \in Z_\ell \setminus Z_{\ell-1}} \left(q \left(y_\ell^{(i)} \right) - \mathcal{I}_{\ell-1} [q] \left(y_\ell^{(i)} \right) \right) l_\ell^{(i)} (y) \\ &= \mathcal{I}_{\ell-1} [q] (y) + \sum_{i: y_\ell^{(i)} \in Z_\ell \setminus Z_{\ell-1}} s_\ell^{(i)} l_\ell^{(i)} (y), \end{aligned} \quad (8)$$

where \mathcal{I}_{-1} is the null operator and the quantities

$$s_\ell^{(i)} = q \left(y_\ell^{(i)} \right) - \mathcal{I}_{\ell-1} [q] \left(y_\ell^{(i)} \right) \quad (9)$$

are called hierarchical surpluses. We further introduce the difference operator

$$\Delta_\ell = \mathcal{I}_\ell - \mathcal{I}_{\ell-1}, \quad (10)$$

such that the interpolation operator in (8) is given by

$$\mathcal{I}_\ell = \sum_{k=0}^{\ell} \Delta_k. \quad (11)$$

Nested univariate collocation rules are the key ingredients of adaptively constructed sparse grids, discussed in Section 3.3.2.

3.2 Tensor-product collocation

In its simplest form, multivariate collocation consists of tensor-product combinations of univariate interpolation rules. We introduce the multi-index $\boldsymbol{\ell} = (\ell_1, \ell_2, \dots, \ell_N) \in \mathbb{N}_0^N$, which contains the interpolation level for each RV. Generally, the indices $\ell_1, \ell_2, \dots, \ell_N$ can have different values from one another. The special case where $\ell_n = \ell$, $\forall n = 1, 2, \dots, N$, is called isotropic tensor-product collocation.

The multivariate collocation points are given as the tensor grid

$$Z_{\boldsymbol{\ell}} = Z_{1, \ell_1} \times Z_{2, \ell_2} \times \dots \times Z_{N, \ell_N} = \left\{ y_{1, \ell_1}^{(i_1)} \right\}_{i_1=1}^{m_1(\ell_1)} \times \left\{ y_{2, \ell_2}^{(i_2)} \right\}_{i_2=1}^{m_2(\ell_2)} \times \dots \times \left\{ y_{N, \ell_N}^{(i_N)} \right\}_{i_N=1}^{m_N(\ell_N)}, \quad (12)$$

with cardinality $\#Z_{\boldsymbol{\ell}} = \#Z_{1, \ell_1} \#Z_{2, \ell_2} \dots \#Z_{N, \ell_N}$. Using the the multi-index $\mathbf{i} = (i_1, i_2, \dots, i_N)$, every multivariate collocation point $\mathbf{y}_{\boldsymbol{\ell}}^{(\mathbf{i})} \in Z_{\boldsymbol{\ell}}$ is given as $\mathbf{y}_{\boldsymbol{\ell}}^{(\mathbf{i})} = \left(y_{1, \ell_1}^{(i_1)}, y_{2, \ell_2}^{(i_2)}, \dots, y_{N, \ell_N}^{(i_N)} \right)$. The corresponding multivariate Lagrange polynomials, $L_{\boldsymbol{\ell}}^{(\mathbf{i})}$ are defined as

$$L_{\boldsymbol{\ell}}^{(\mathbf{i})} (\mathbf{y}) = \prod_{n=1}^N l_{n, \ell_n}^{(i_n)} (y_n). \quad (13)$$

Denoting the multivariate Lagrange operator corresponding to the multi-index ℓ with \mathcal{I}_ℓ , the tensor-product interpolation formula reads

$$\begin{aligned}\mathcal{I}_\ell[q](\mathbf{y}) &= (\mathcal{I}_{1,\ell_1} \otimes \mathcal{I}_{2,\ell_2} \otimes \cdots \otimes \mathcal{I}_{N,\ell_N})[q](\mathbf{y}) \\ &= \sum_{i_1=1}^{m_1(\ell_1)} \sum_{i_2=1}^{m_2(\ell_2)} \cdots \sum_{i_N=1}^{m_N(\ell_N)} q\left(y_{1,\ell_1}^{(i_1)}, y_{2,\ell_2}^{(i_2)}, \dots, y_{N,\ell_N}^{(i_N)}\right) \prod_{n=1}^N l_{n,\ell_n}^{(i_n)}(y_n) \\ &= \sum_{\mathbf{i}: \mathbf{y}_\ell^{(\mathbf{i})} \in Z_\ell} q\left(\mathbf{y}_\ell^{(\mathbf{i})}\right) L_\ell^{(\mathbf{i})}(\mathbf{y}).\end{aligned}\tag{14}$$

While simple in its conception and construction, tensor-product stochastic collocation becomes intractable even for a moderate number of RVs. The curse of dimensionality is particularly evident in the case of isotropic tensor grids, where $\#Z_\ell = m(\ell)^N$, i.e. the required computational work increases exponentially with respect to N . Therefore, the use of tensor-product stochastic collocation is restricted to low-dimensional settings.

3.3 Sparse Grids Collocation

In high-dimensional settings, collocation on sparse grids is typically employed as a way to mitigate the computational cost of the full tensor-product collocation. Sparse grids were first introduced by Smolyak in [40] for quadrature purposes and have been used in the context of the stochastic collocation method in a large number of works, see e.g. [1, 3, 10, 21, 32, 34, 35, 39]. Depending on the sparse grid's construction process, the collocation scheme will be called either isotropic, or adaptive-anisotropic.

In both cases, the collocation scheme is given as a linear combination of tensor-product interpolations, such that

$$\mathcal{I}_\Lambda[q](\mathbf{y}) = \sum_{\ell \in \Lambda} \Delta_\ell[q](\mathbf{y}),\tag{15}$$

where Λ is the set of all multi-indices ℓ participating in the sum of (15), fulfilling a sparsity constraint. The multivariate difference operator Δ_ℓ is given as

$$\Delta_\ell = \Delta_{1,\ell_1} \otimes \Delta_{2,\ell_2} \otimes \cdots \otimes \Delta_{N,\ell_N}.\tag{16}$$

We enforce upon the set Λ a monotonicity constraint, such that

$$\forall \ell \in \Lambda \Rightarrow \ell - \mathbf{e}_n \in \Lambda, \forall n = 1, 2, \dots, N, \text{ with } \ell_n > 0,\tag{17}$$

where $\mathbf{e}_n = (\delta_{mn})_{1 \leq m \leq N}$ is the n -th unit vector and δ_{mn} denotes the Kronecker delta. Monotone sets, also known as downward-closed or lower sets, ensure that the telescopic property of the sum in (15) is preserved [15]. The corresponding grid of collocation nodes is given by

$$Z_\Lambda = \bigcup_{\ell \in \Lambda} Z_\ell.\tag{18}$$

We note that formula (15) is in general not interpolatory, except for the case of nested univariate collocation points [3].

3.3.1 Isotropic Sparse Grids

In the case of isotropic sparse grids [1, 3, 7, 34], we define the approximation level $L \in \mathbb{N}_0$ and enforce the restriction

$$|\ell| = \sum_{n=1}^N \ell_n \leq L, \quad (19)$$

such that $\Lambda = \{\ell : |\ell| = \sum_{n=1}^N \ell_n \leq L\}$. The term “isotropic” refers to the univariate interpolation rules, all of which have a maximum interpolation level equal to L . As can easily be observed, isotropic sets are monotone. The growth complexity of isotropic sparse grids is $\mathcal{O}\left(m(L)(\log m(L))^{N-1}\right)$ [7].

While this complexity is much milder than the $\mathcal{O}\left(m(L)^N\right)$ of the full tensor-product collocation, isotropic collocation is obviously not free of the curse of dimensionality. However, isotropic sparse grids can delay the curse of dimensionality up to a moderate number of RVs.

3.3.2 Adaptive anisotropic sparse grids

It is often the case that certain parameters or parameter combinations and interactions have a more significant impact on the QoI than others. This parameter anisotropy can be exploited to reduce the stochastic collocation’s computational costs by using anisotropic sparse grids [35].

Moreover, the anisotropic approximation can be constructed adaptively. For that purpose, we will employ a greedy, dimension-adaptive algorithm, first presented in [15] for quadrature purposes, and later used in [24] for interpolation purposes. In a UQ context and for the case of uniformly distributed input RVs, similar approaches have been employed in [10, 21, 32, 39]. The algorithm employed in this work is presented in Algorithm 1. An overview of the approach follows.

Let us assume that an approximation $\mathcal{I}_\Lambda[q]$ is readily available, where Λ is a monotone multi-index set. If not, we may initialize the dimension-adaptive Algorithm 1 with $\Lambda = \{(0, 0, \dots, 0)\}$. All possible refinements of the multi-indices comprising Λ form the refinement set

$$\mathcal{R}(\Lambda) = \{\ell + \mathbf{e}_n, \forall \ell \in \Lambda, \forall n = 1, 2, \dots, N\}. \quad (20)$$

The admissible multi-indices, i.e. those that ensure the monotonicity property (17) if added to Λ , form the admissible set

$$\mathcal{A}(\Lambda) = \{\ell \in \mathcal{R}(\Lambda) : \ell \notin \Lambda \text{ and } \Lambda \cup \ell \text{ is monotone}\}. \quad (21)$$

Each admissible multi-index $\ell \in \mathcal{A}(\Lambda)$ defines a set of collocation points $\mathbf{y}_\ell^{(i)} \in Z_\ell \setminus Z_\Lambda$ which may be added to the available sparse grid Z_Λ . The corresponding hierarchical surpluses are given by

$$s_\ell^{(i)} = q\left(\mathbf{y}_\ell^{(i)}\right) - \mathcal{I}_\Lambda[q]\left(\mathbf{y}_\ell^{(i)}\right), \quad \mathbf{y}_\ell^{(i)} \in Z_\ell \setminus Z_\Lambda, \quad \ell \in \mathcal{A}(\Lambda). \quad (22)$$

As proposed in [15], we use those hierarchical surpluses to compute the error indicators

$$\eta_\ell = \frac{1}{\#(Z_\ell \setminus Z_\Lambda)} \sum_{\mathbf{y}_\ell^{(i)} \in Z_\ell \setminus Z_\Lambda} \left|s_\ell^{(i)}\right|, \quad \ell \in \mathcal{A}(\Lambda). \quad (23)$$

Other suggestions on error indicators can be found in [21, 32, 39]. Finally, the multi-index set Λ is extended with the admissible multi-index ℓ^* corresponding to the maximum contribution, equivalently, the maximum η_ℓ .

Data: QoI q , number of RVs N , monotone multi-index set Λ , tolerance ϵ , budget B

Result: sparse approximation $\mathcal{I}_\Lambda[q]$

repeat

compute $\mathcal{A}(\Lambda)$ as in (21)
 compute $\eta_\ell, \forall \ell \in \mathcal{A}(\Lambda)$, as in (23)
 find $\ell^* = \arg \max_{\ell \in \mathcal{A}(\Lambda)} \eta_\ell$
 compute $\mathcal{I}_{\Lambda^*}[q]$ for $\Lambda^* = \Lambda \cup \ell^*$, as in (24)
 set $\Lambda = \Lambda^*$

until $\text{termination}[\mathcal{A}(\Lambda), \epsilon, B]$;

set $\Lambda = \Lambda \cup \mathcal{A}(\Lambda)$

Algorithm 1: Dimension-adaptive collocation

The approximation $\mathcal{I}_{\Lambda^*}[q]$ can be constructed in a hierarchical way by adding the contributions of the new collocation points $\mathbf{y}_{\ell^*}^{(i)} \in Z_{\ell^*} \setminus Z_\Lambda$ to $\mathcal{I}_\Lambda[q]$, such that

$$\begin{aligned} \mathcal{I}_{\Lambda^*}[q](\mathbf{y}) &= \mathcal{I}_\Lambda[q](\mathbf{y}) + \sum_{\mathbf{i}: \mathbf{y}_{\ell^*}^{(i)} \in Z_{\ell^*} \setminus Z_\Lambda} \left(q(\mathbf{y}_{\ell^*}^{(i)}) - \mathcal{I}_\Lambda[q](\mathbf{y}_{\ell^*}^{(i)}) \right) L_{\ell^*}^{(i)}(\mathbf{y}) \\ &= \mathcal{I}_\Lambda[q](\mathbf{y}) + \sum_{\mathbf{i}: \mathbf{y}_{\ell^*}^{(i)} \in Z_{\ell^*} \setminus Z_\Lambda} s_{\ell^*}^{(i)} L_{\ell^*}^{(i)}(\mathbf{y}). \end{aligned} \quad (24)$$

The algorithm terminates either when a pre-defined simulation budget B , i.e. number of model evaluations, is reached, or when the total contribution of set $\mathcal{A}(\Lambda)$ is below a specified tolerance ϵ , similarly to [15, 21, 32, 24, 39]. The termination conditions can be formally formulated as

$$\#Z_\Lambda + \#\mathcal{A}(\Lambda) \geq B, \quad (25a)$$

$$\sum_{\ell \in \mathcal{A}(\Lambda)} \eta_\ell \leq \epsilon. \quad (25b)$$

Since the hierarchical surpluses and collocation points for the admissible multi-indices have already been computed, the final approximation after the algorithm's termination is constructed with all multi-indices in the set $\Lambda \cup \mathcal{A}(\Lambda)$.

3.4 Post-Processing and Quadrature

The approximation given by the stochastic collocation method can be used as an inexpensive surrogate model for sampling-based estimations of statistical measures, as proposed in Section 2. For example, assuming that a collocation based approximation $\mathcal{I}[q]$ is available, a statistical measure $\mathbb{E}[\phi(q)]$, as given in (3), can be estimated in a MC fashion as

$$\mathbb{E}[\phi(q)] \approx M^{-1} \sum_{m=1}^M \phi\left(\mathcal{I}[q](\mathbf{y}^{(m)})\right), \quad (26)$$

where M denotes the number of sampling points, respectively, model evaluations. While the slow convergence of the MC method remains, the computationally inexpensive polynomial surrogate model, $\mathcal{I}[q]$, allows us to draw large number of sample points M , thus significantly reducing the costs compared to sampling the original model.

As a typical case where such a surrogate-based sampling approach would be useful, we consider a variance-based sensitivity analysis, commonly known as the Sobol method [41], based on the sampling-based algorithm suggested in [38]. Given M randomly generated input realizations, the algorithm requires $(2N + 2)M$ model evaluations to compute the sensitivity metrics, i.e. the Sobol indices. For sufficient accuracy regarding the sensitivity metrics, M is usually in the range of hundreds to thousands. Further considering a large number of input RVs, N , as well as a computationally expensive model, the overall cost of the analysis can become very high. However, the task becomes feasible, if a sufficiently accurate surrogate model is used instead.

Sampling approaches are not necessary for the estimation of specific statistical measures, such as statistical moments, which can be directly derived out of the approximation terms. Considering first a univariate approximation of level ℓ as in (8), thus employing $m(\ell)$ collocation points, we apply the expectation operator such that the expected (mean) value of the QoI can be estimated as

$$\begin{aligned}\mathbb{E}[q] &= \int_{\Xi} q(y) \rho(y) dy \approx \int_{\Xi} \mathcal{I}[q](y) \rho(y) dy = \int_{\Xi} \left(\sum_{i=1}^{m(\ell)} s_{\ell}^{(i)} l_{\ell}^{(i)}(y) \right) \rho(y) dy \\ &= \sum_{i=1}^{m(\ell)} s_{\ell}^{(i)} \int_{\Xi} l_{\ell}^{(i)}(y) \rho(y) dy = \sum_{i=1}^{m(\ell)} s_{\ell}^{(i)} \mathbb{E}[l_{\ell}^{(i)}].\end{aligned}\quad (27)$$

Similar schemes can be used for the estimation of higher order moments, using approximations for the quantities q^p , where p denotes the moment order [39]. We observe that (27) is similar to a univariate quadrature rule, where the function's evaluations on the quadrature nodes are incorporated in the coefficients $s_{\ell}^{(i)}$ and the quadrature weights coincide with $\mathbb{E}[l_{\ell}^{(i)}]$. Thus, considering a continuous functional $\phi(q) : \Xi \rightarrow \mathbb{R}$, we introduce a univariate quadrature rule, such that

$$\mathbb{E}[\phi(q)] \approx \mathcal{Q}_{\ell}[\phi(q)] = \sum_{i=1}^{m(\ell)} w_{\ell}^{(i)} \phi\left(q\left(y_{\ell}^{(i)}\right)\right), \quad (28)$$

where the quadrature weights $w_{\ell}^{(i)}$ are given by

$$w_{\ell}^{(i)} = \int_{\Xi} l_{\ell}^{(i)}(y) \rho(y) dy. \quad (29)$$

Moving to the multivariate case, tensor-product quadrature rules can be constructed similarly to (14), such that

$$\begin{aligned}\mathcal{Q}_{\ell}[\phi(q)] &= (\mathcal{Q}_{1,\ell_1} \otimes \mathcal{Q}_{2,\ell_2} \otimes \cdots \otimes \mathcal{Q}_{N,\ell_N})[\phi(q)] \\ &= \sum_{i_1=1}^{m_1(\ell_1)} \sum_{i_2=1}^{m_2(\ell_2)} \cdots \sum_{i_N=1}^{m_N(\ell_N)} \phi\left(q\left(y_{1,\ell_1}^{(i_1)}, y_{2,\ell_2}^{(i_2)}, \dots, y_{N,\ell_N}^{(i_N)}\right)\right) \prod_{n=1}^N w_{n,\ell_n}^{(i_n)} \\ &= \sum_{\mathbf{i}: \mathbf{y}_{\ell}^{(\mathbf{i})} \in Z_{\ell}} \phi\left(q\left(\mathbf{y}_{\ell}^{(\mathbf{i})}\right)\right) w_{\ell}^{(\mathbf{i})},\end{aligned}\quad (30)$$

where the multivariate weights $w_{\ell}^{(\mathbf{i})}$ are given as products of the univariate ones, i.e.

$$w_{\ell}^{(\mathbf{i})} = \prod_{n=1}^N w_{n,\ell_n}^{(i_n)}. \quad (31)$$

Then, assuming a readily available multivariate approximation based on a multi-index set with cardinality $\#\Lambda = K$, given as

$$q(\mathbf{y}) \approx \sum_{\boldsymbol{\ell} \in \Lambda} \Delta_{\boldsymbol{\ell}}[q](\mathbf{y}) = \sum_{k=1}^K s_k L_k(\mathbf{y}), \quad (32)$$

as well as an 1-1 relation between the global index k and all combinations of the multi-indices $\boldsymbol{\ell}, \mathbf{i}$, corresponding to the collocation points $\mathbf{y}_{\boldsymbol{\ell}}^{(\mathbf{i})} \in Z_{\Lambda}$, the expected value of the QoI can be estimated as

$$\mathbb{E}[q] \approx \int_{\Xi} \left(\sum_{k=1}^K s_k L_k(\mathbf{y}) \right) \rho(\mathbf{y}) d\mathbf{y} = \sum_{k=1}^K s_k \int_{\Xi} L_k(\mathbf{y}) \rho(\mathbf{y}) d\mathbf{y} = \sum_{k=1}^K s_k \mathbb{E}[L_k], \quad (33)$$

where the multivariate Lagrange polynomials L_k are given as products of univariate ones, as in (13). Taking also into consideration (29) and (31), it holds that

$$\mathbb{E}[L_k] = \mathbb{E}[L_{\boldsymbol{\ell}}^{(\mathbf{i})}] = \prod_{n=1}^N \mathbb{E}[l_{n, \ell_n}^{(i_n)}] = \prod_{n=1}^N w_{n, \ell_n}^{(i_n)} = w_{\boldsymbol{\ell}}^{(\mathbf{i})}. \quad (34)$$

Therefore, (33) is similar to a K -term multivariate quadrature rule, where the function's evaluations on the quadrature nodes are incorporated in the coefficients s_k and the quadrature weights are given as products of univariate weights.

3.5 Collocation Point Choices

As already pointed out, sparse grids, especially adaptive ones, are based on nested univariate collocation grids. Therefore, nestedness is a key requirement for the employed collocation points. Moreover, the Lebesgue constant associated with the collocation points must remain bounded such that the interpolation yields accurate results [10]. Finally, the selected points must form accurate quadrature rules, to be used for the computation of statistical measures. In this work we focus on two families of collocation points which satisfy all three requirements, namely the Clenshaw-Curtis and Leja nodes, described in the following.

3.5.1 Clenshaw-Curtis collocation

The first option is to use as univariate collocation points the nodes of the Clenshaw-Curtis quadrature rule. The rule has been proposed in [11] for the integral approximation

$$\int_{-1}^1 q(y) dy \approx \sum_{i=1}^n w^{(i)} q(y^{(i)}), \quad (35)$$

where $y^{(i)}$ are the quadrature nodes and $w^{(i)}$ the quadrature weights. The standard Clenshaw-Curtis nodes are extrema of Chebyshev polynomials $T_k(y)$ in the interval $[-1, 1]$, plus the boundary points of the interval [44]. The weights are typically computed by sums of trigonometric functions [42]. Nested Clenshaw-Curtis nodes are obtained with the level-to-nodes function $m(\ell) = 2^{\ell} + 1$, with $m(0) = 1$, such that $Z_{\ell-1} \subset Z_{\ell}$, with $\#(Z_{\ell} \setminus Z_{\ell-1}) = 2^{\ell}$.

For integrations over general bounded domains $[a, b]$, the quadrature nodes and weights can be easily derived by simply scaling the nodes and weights in $[-1, 1]$. It is therefore straightforward

to extend the quadrature to integrals $\int_a^b q(y)\rho(y)dy$ with a constant weight function $\rho(y)$, e.g. a uniform PDF $\rho(y) = 1/(b-a)$ with support in $[a, b]$.

In the case of a non-uniform PDF $\rho(y)$, or, generally, a non-constant weight function, the quadrature weights must be recomputed. As already said, the nodes correspond to extrema of Chebyshev polynomials, and are therefore independent of the weight function. A numerically efficient construction of non-uniform Clenshaw-Curtis weights has been given in [42]. The proposed approach is based on the discrete sine/cosine transform and is adopted in this work. To be precise, the i -th Clenshaw-Curtis weight is given by

$$w^{(i)} = \frac{1}{2(i-1)} \left(2 \sum_{k=0}^{i-1} (-1)^k \gamma_k + \gamma_0 + (-1)^i \gamma_{i+1} \right), \quad (36)$$

where $\gamma_k = \int_{-1}^1 T_k(y)\rho(y) dy$ represent moments of the Chebyshev polynomial T_k , to be precomputed.

3.5.2 Leja collocation

The second option is to base the collocation on Leja sequences. The classic, unweighted Leja sequence is defined as a sequence of points $(y^{(i)})_{i \geq 0}$, where $y^{(i)} \in [-1, 1]$, $\forall i \geq 0$, such that

$$y^{(i)} = \operatorname{argmax}_{y \in [-1, 1]} \prod_{k=0}^{i-1} |y - y^{(k)}|, \quad (37)$$

where the initial point $y^{(0)}$ can be chosen arbitrarily in $[-1, 1]$ [25]. Given a weight function $\rho(y)$ with support in a bounded interval $[a, b]$, weighted Leja sequences [32] can be constructed as

$$y^{(i)} = \operatorname{argmax}_{y \in [a, b]} \sqrt{\rho(y)} \prod_{k=0}^{i-1} |y - y^{(k)}|. \quad (38)$$

Although we do not consider unbounded domains in this work, we note that results concerning the Leja sequences in unbounded domains can be found in [22, 32]. Leja nodes are nested by definition, therefore, any level-to-nodes function satisfies the nestedness constraint. In the context of this work we opt for $m(\ell) = \ell + 1$, such that $\#(Z_\ell \setminus Z_{\ell-1}) = 1$. Moreover, the weighted Leja nodes are tailored to the given weight function $\rho(y)$. Finally, by integrating an interpolant constructed with a given Leja sequence, Leja-based quadrature rules can be constructed [32]. In the case of weighted Leja sequences, the corresponding quadrature weights are also tailored to the given weight function.

4 Numerical Experiments

The aim of the following experiments is to assess the performance of Leja and Clenshaw-Curtis nodes in terms of interpolation and quadrature, in the context of the stochastic collocation method, and for both uniform and bounded, non-uniform input densities. In interpolation studies, the accuracy of the surrogate models is measured with a cross-validation error metric. Using a validation set with M random realizations of the input parameters, the cross-validation error ϵ_{cv} is computed as

$$\epsilon_{cv} = \max_{m=1,2,\dots,M} \left| \tilde{q}(\mathbf{y}^{(m)}) - q(\mathbf{y}^{(m)}) \right|, \quad (39)$$

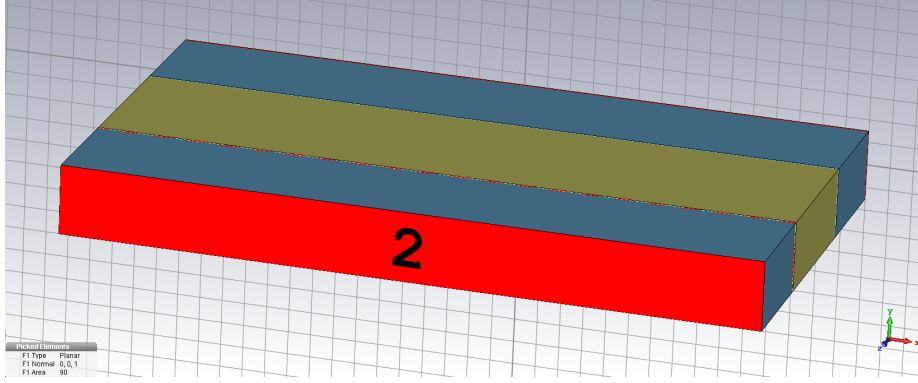


Figure 1: 3D waveguide model with dielectric filling. The yellow area denotes the dielectric filling and the blue area the vacuum. The red planes denote the waveguide ports.

where \tilde{q} and q denote the surrogate and the original model, respectively. In quadrature studies, the collocation-based estimates regarding the statistical moments of the considered QoIs and the corresponding reference values are used to compute absolute or relative errors

$$\epsilon_{\text{abs}} = |\mathbb{E}[\phi(q)]_{\text{ref}} - \mathbb{E}[\phi(q)]|, \quad \epsilon_{\text{rel}} = \left| \frac{\mathbb{E}[\phi(q)]_{\text{ref}} - \mathbb{E}[\phi(q)]}{\mathbb{E}[\phi(q)]_{\text{ref}}} \right|. \quad (40)$$

The interest in using quadrature methods based on Leja points is their straightforward construction for non-uniform densities, as presented in Section 3.5.2. Although Clenshaw Curtis rules for arbitrary weights have been proposed recently [42], their use in the UQ context is scarce. Hence, there is a strong interest in numerically comparing their performances. Similarly, in the context of surrogate modeling, a comparison of approximation accuracies between surrogate models based on different node families is needed.

The univariate quadrature nodes and weights are computed with the Python package Chaospy [14]. For non-uniform inputs, the Clenshaw-Curtis quadrature weights are adapted via the procedure suggested in [42], using a self-developed implementation. Univariate interpolations are based on the barycentric implementation [5] provided by SciPy. In the multivariate case, we employ dimension-adaptive schemes, based on Algorithm 1. The dimension-adaptive Clenshaw-Curtis collocation employs the Sparse Grids MATLAB Kit [43]. The software does not support non-uniform bounded distributions, and is therefore complemented by self-developed implementations when non-uniform inputs are considered. An in-house, Python-based software [26] is used for the dimension-adaptive Leja collocation.

4.1 Dielectric Slab Waveguide

We consider an academic example from the field of high-frequency electromagnetics. In particular, we consider a three-dimensional, rectangular, dielectric slab waveguide, as the one illustrated in Figure 1. The waveguide is filled with vacuum (blue area) and has a dielectric material with permittivity $\epsilon = \epsilon_0 \epsilon_r$ and permeability $\mu = \mu_0 \mu_r$ in its middle (yellow area). For both material properties, the subscript “0” refers to the property in vacuum and the subscript “r” to the relative value in the dielectric material.

The waveguide’s geometry is defined by its width w along the x -axis, its height h along the y -axis and the vacuum offset d and dielectric filling length l along the z -axis. The red planes denote the

waveguide's input and output ports, respectively port 1 and 2. With the exception of the ports, the walls of the waveguide are considered to be perfect electrical conductors (PEC). Using the Cartesian coordinate system, the waveguide's computational domain is defined as

$$\Omega = [0, w] \times [0, h] \times [0, 2d + l], \quad (41a)$$

$$\Gamma_{\text{PEC}} = \{(x, y, z) \in \partial\Omega : z \neq 0 \wedge z \neq 2d + l\}, \quad (41b)$$

$$\Gamma_{\text{in}} = \{(x, y, z) \in \partial\Omega : z = 0\}, \quad (41c)$$

$$\Gamma_{\text{out}} = \{(x, y, z) \in \partial\Omega : z = 2d + l\}, \quad (41d)$$

such that $\partial\Omega = \Gamma_{\text{PEC}} \cup \Gamma_{\text{in}} \cup \Gamma_{\text{out}}$. Such structures provide us with simple models, typically used to study wave confinement mechanisms.

We assume that the structure is excited at port 1 by an incoming plane wave \mathbf{U}^{inc} with a given angular frequency $\omega = 2\pi f$, where f is the frequency. We further assume that the incoming field coincides with the fundamental transverse electric mode TE_{10} and that higher order modes are quickly attenuated in the structure. In that case, Maxwell's source problem for the electric field \mathbf{E} reads

$$\text{curl}(\mu^{-1} \text{curl} \mathbf{E}) - \omega^2 \varepsilon \mathbf{E} = 0, \quad \text{in } \Omega, \quad (42a)$$

$$\mathbf{E} \times \mathbf{n} = 0, \quad \text{on } \Gamma_{\text{PEC}}, \quad (42b)$$

$$\mathbf{n} \times \text{curl} \mathbf{E} + \gamma \mathbf{n} \times (\mathbf{n} \times \mathbf{E}) = \mathbf{U}^{\text{inc}}, \quad \text{on } \Gamma_{\text{in}}, \quad (42c)$$

$$\mathbf{n} \times \text{curl} \mathbf{E} + \gamma \mathbf{n} \times (\mathbf{n} \times \mathbf{E}) = 0, \quad \text{on } \Gamma_{\text{out}}, \quad (42d)$$

where \mathbf{n} is the outwards-pointing normal vector, $\gamma = jk^{\text{inc}}$, and k^{inc} refers to the wavenumber of \mathbf{U}^{inc} . See [23] for details.

Typical QoIs for waveguide devices are the so-called scattering parameters, S-parameters for short. The S-parameters quantify the reflection and transmission of the incoming field at the ports of the waveguide. For example, the S_{11} parameter, also referred to as the reflection coefficient, quantifies the reflection at port 1 and is given by

$$S_{11} = C^{\text{inc}} \int_{\Gamma_{\text{in}}} \mathbf{E} \cdot \mathbf{e}_{10} \, dx, \quad (43)$$

where C^{inc} is a normalization constant and $\mathbf{e}_{10} = \mathbf{e}_y \sin \frac{\pi x}{w}$ [23], with $\mathbf{e}_y = (0, 1, 0)$ being the unit vector in the Cartesian y -direction.

In the most general case, we may consider uncertainties with respect to geometry, material or source parameters. Then, the parametric counterpart of (42) reads

$$\text{curl}(\mu(\mathbf{y})^{-1} \text{curl} \mathbf{E}) - \omega^2 \varepsilon(\mathbf{y}) \mathbf{E} = 0, \quad \text{in } \Omega(\mathbf{y}), \quad (44a)$$

$$\mathbf{E} \times \mathbf{n} = 0, \quad \text{on } \Gamma_{\text{PEC}}(\mathbf{y}), \quad (44b)$$

$$\mathbf{n} \times \text{curl} \mathbf{E} + \gamma \mathbf{n} \times (\mathbf{n} \times \mathbf{E}) = \mathbf{U}^{\text{inc}}(\mathbf{y}), \quad \text{on } \Gamma_{\text{in}}(\mathbf{y}), \quad (44c)$$

$$\mathbf{n} \times \text{curl} \mathbf{E} + \gamma \mathbf{n} \times (\mathbf{n} \times \mathbf{E}) = 0, \quad \text{on } \Gamma_{\text{out}}(\mathbf{y}). \quad (44d)$$

The solution of (44) is also parameter-dependent, i.e. $\mathbf{E} = \mathbf{E}(\mathbf{y})$. Accordingly, the parametric S_{11} parameter is given by

$$S_{11}(\mathbf{y}) = C^{\text{inc}} \int_{\Gamma_{\text{in}}(\mathbf{y})} \mathbf{E}(\mathbf{y}) \cdot \mathbf{e}_{10} \, dx. \quad (45)$$

A common approach in the context of UQ with random geometries is to pull back the parametric equations to a fixed reference domain. This approach ensures the tensor-product structure of the solution space. However, since in this example we do not approximate the solution itself, but only a scalar QoI, this transformation is not required.

In this particular example, the mathematical model is given by (42), where the frequency f is now fixed at 6 GHz. The parametric model is given by (44), with $\mathbf{y} = (w, h, l, d, \varepsilon_r, \mu_r)$. The parameter values for the nominal configuration of the waveguide are presented in Table 1. The QoI is chosen to be the magnitude of the waveguide’s reflection coefficient at port 1, i.e. $q(\mathbf{y}) = |S_{11}|(\mathbf{y})$. For this simple model, a semi-analytical solution for S_{11} exists and is used so that we may avoid the consideration of discretization errors.

In the following, we will assume that the waveguide parameters are RVs following either uniform or beta distributions. In the uniform case, the distributions’ lower and upper bounds for each parameter are given in Table 1. We denote those bounds with a_n and b_n , such that $Y_n \sim \mathcal{U}(a_n, b_n)$. In the beta case, i.e. for $Y_n \sim \mathcal{B}(\alpha_n, \beta_n, a_n, b_n)$, the bounds, a_n and b_n , coincide with the uniform ones. The values of the shape parameters are $\alpha = 3$ and $\beta = 6$, resulting in a non-symmetric, positively skewed, i.e. right-tailed, distribution. The shape parameters are the same for all RVs, i.e. $\alpha_n = \alpha = 3$ and $\beta_n = \beta = 6$, for all $n = 1, 2, \dots, 6$.

4.1.1 Univariate quadrature results

As a first test, we consider a single RV, in particular, the waveguide’s width w . It is worth mentioning that results similar to the ones presented in the following have been obtained for the remaining waveguide parameters. We compare quadrature errors in the expected value, variance and skewness, based on reference values computed with a Gauss rule with 30 points. The Clenshaw-Curtis rule is applied for quadrature levels $\ell = 1, \dots, 4$, with $m(\ell) = 2^\ell + 1$ nodes per level. The Leja rule employs quadrature levels $\ell = 2, \dots, 16$, where $m(\ell) = i + 1$.

Figure 2 depicts the absolute errors in the moments, for the case of a uniformly distributed parameter. The Clenshaw-Curtis quadrature is consistently better for all three moments. In the case of the expected value, the Clenshaw-Curtis rule has only a minor advantage over the Leja rule. In the cases of the variance and the skewness, Leja quadrature remains competitive for accuracies up to 10^{-8} and 10^{-5} , respectively. For higher accuracies, the Clenshaw-Curtis rule is significantly better. However, the obvious benefit of using the Leja rule is that, due to its more granular level-to-nodes function, it is able to offer increasing accuracies for numbers of nodes where the Clenshaw-Curtis is not nested, e.g. in between 10 and 16 quadrature nodes.

The results for the considered beta distribution are depicted in Figure 3. For the given choice of $\alpha = 3, \beta = 6$, and for all three moments, the weighted Leja quadrature is found to be slightly superior to the weighted Clenshaw Curtis rule, for the cases of 3, 5, and 9 nodes. The Clenshaw-

Table 1: Nominal parameter values and maximum deviations for the dielectric slab waveguide.

Parameter	Symbol	Nominal Value	Lower Bound	Upper Bound	Units
width	w	30	27	33	mm
height	h	3	2.7	3.3	mm
filling length	l	7	6.3	7.7	mm
vacuum offset	d	5	4.5	5.5	mm
relative permittivity	ε_r	2.0	1.8	2.2	–
relative permeability	μ_r	2.4	2.16	2.64	–

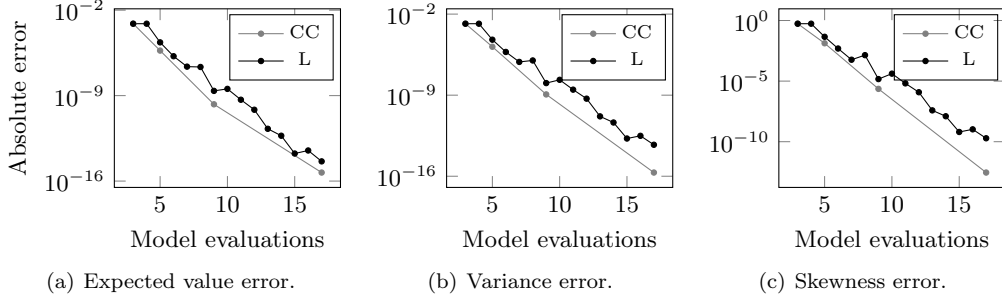


Figure 2: Absolute moment errors for the dielectric slab waveguide with a single, uniformly distributed random input.

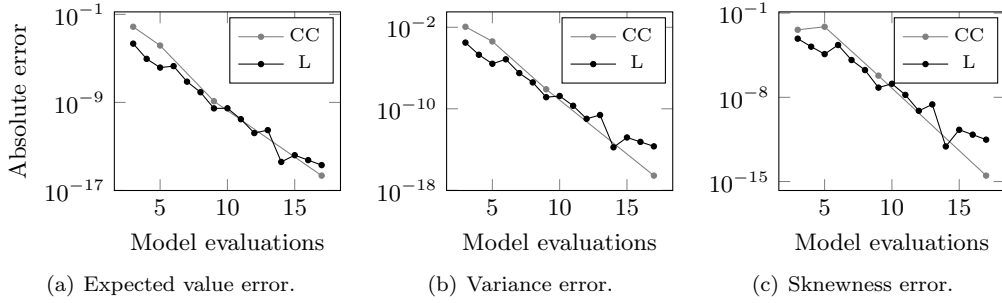


Figure 3: Absolute moment errors for the dielectric slab waveguide with a single, beta-distributed random input. The beta distribution's shape parameters are $\alpha = 3$ and $\beta = 6$.

Curtis rule again prevails when 17 nodes are considered. However, compared to the uniform case, the Leja rule remains competitive until much higher accuracies. As before, the main advantage of the Leja rule is its nestedness property for an arbitrary number of nodes.

4.1.2 Univariate interpolation results

Similarly to Section 4.1.1, we investigate the performance of Leja and Clenshaw-Curtis, now in the interpolation context, i.e. with respect to approximation accuracy. We consider again uniform and beta distributions, the latter being positively skewed for $\alpha = 3$ and $\beta = 6$, for the waveguide's width w . For comparison purposes, we also include results for a symmetric beta distribution without tails, given by $\alpha = \beta = 2$. As already mentioned in Section 3.5.1, the Clenshaw-Curtis nodes do not depend on the PDFs of the input parameters and remain unchanged in a given interval $[a, b]$. On the contrary, weighted Leja nodes change according to the input PDFs, due to their definition in (38).

We compute cross-validation errors from a random sample with 10^5 parameter realizations, drawn from the uniform PDF. The uniform distribution, in combination with the size of the cross-validation sample, guarantees the occurrence of near-boundary realizations. We expect that the beta-based Leja collocation will fail to produce accurate approximations at the tails of the distribution, and thus result in inferior approximation accuracies.

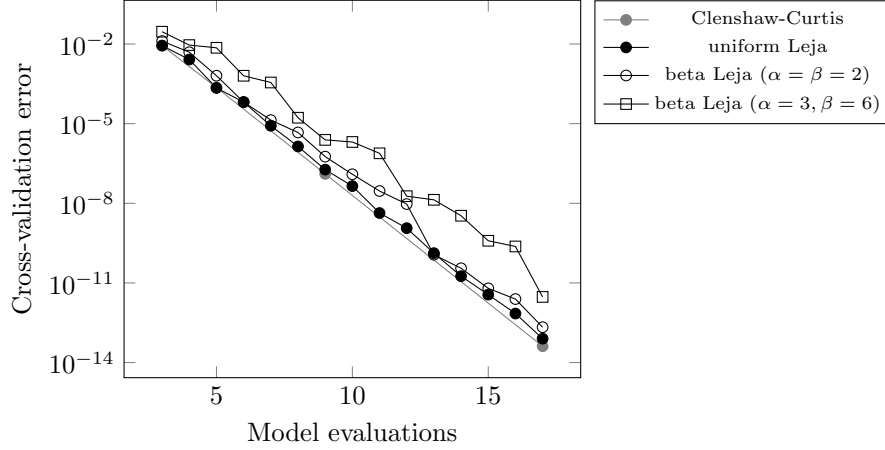


Figure 4: Cross-validation errors for the dielectric slab waveguide with a single random input. Clenshaw-Curtis, uniform-based Leja, and beta-based Leja rules are used.

As shown in Figure 4, the Clenshaw-Curtis nodes and the uniform-based Leja nodes have an equivalent performance and are almost indistinguishable for the cases of 3, 5, 9, and 17 nodes, where the Clenshaw-Curtis rule produces nested nodes. As in the quadrature case, the granularity of the Leja rule results in increasingly more accurate approximations for numbers of nodes for which the Clenshaw-Curtis rule is not nested. For $\alpha = \beta = 2$, the beta-based Leja rule is only slightly inferior to the uniform-based one, i.e. less than one order of magnitude in most cases. This result is expected because, for the given shape parameters, almost no tails exist in the distribution. On the contrary, such tails do exist in the skewed beta distribution, where the Leja rule is generally outperformed by more than 2 orders of magnitude compared to the uniform Leja and Clenshaw-Curtis rules. It is worth mentioning that, in the symmetric case, the approximation's accuracy decreases for increasing values of α and β , which result in increasingly longer distribution tails.

4.1.3 Multivariate quadrature results

We now consider the multivariate case, which consists of all 6 waveguide parameters, such that $\mathbf{Y} = (w, h, l, d, \varepsilon_r, \mu_r)$. We apply the dimension-adaptive stochastic collocation method with Clenshaw-Curtis and Leja nodes, and for uniform and beta input distributions. The reference moment values are obtained by letting the dimension-adaptive algorithms run until the machine's accuracy has been reached. Both the Clenshaw-Curtis and the Leja-based algorithms produce the same reference values, as expected.

First, we assume that all parameters follow uniform distributions. The results regarding the expected value and the variance of the QoI are presented in Figure 5. As can be observed, the Clenshaw-Curtis-based adaptive scheme outperforms the Leja-based one for both moments. The Leja rule can be seen as relatively competitive, however, the advantage of Clenshaw-Curtis is obvious, especially with respect to the variance. This result coincides with similar observations from [32], where Leja nodes are found to be inferior to Clenshaw-Curtis nodes in sparse quadrature schemes.

Next, we consider the input RVs to follow beta distributions with shape parameters $\alpha = 3$, $\beta = 6$, and bounded by the values given in Table 1. The relative error results are presented in Figure 6. In this case, the Leja rule is significantly superior to the Clenshaw-Curtis rule for both moments. Hence, in this case, Leja quadrature rules offer significantly more accurate results compared to

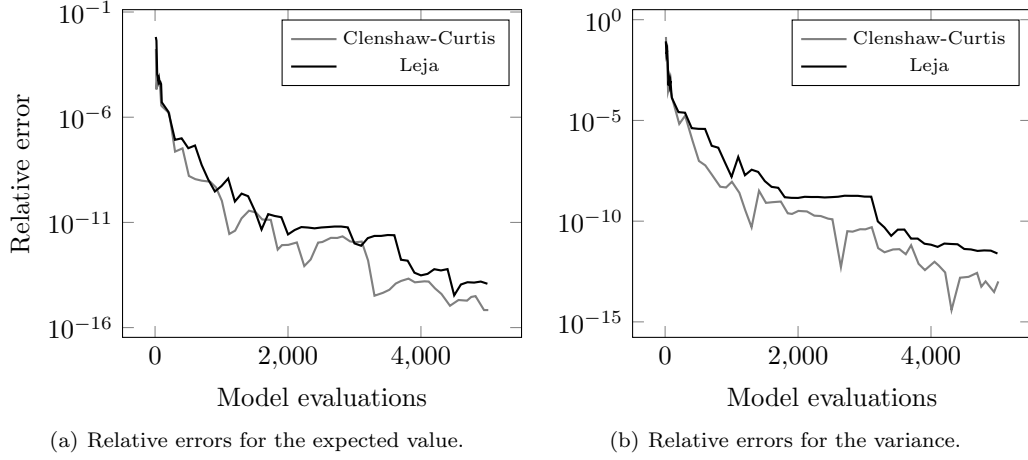


Figure 5: Moment relative errors for the dielectric slab waveguide with 6 uniform random inputs.

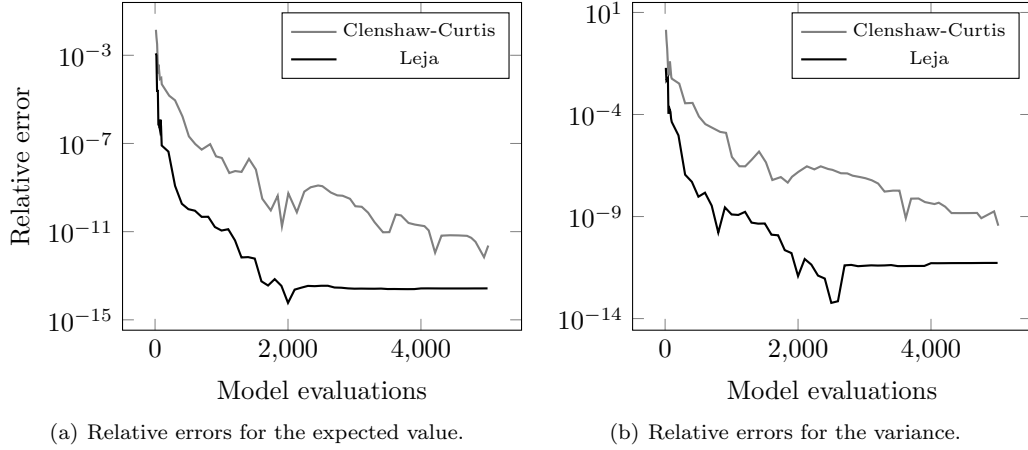


Figure 6: Moment relative errors for the dielectric slab waveguide with 6 beta-distributed random inputs. The shape parameters of all beta distributions are $\alpha = 3$, $\beta = 6$.

Clenshaw-Curtis rules.

4.1.4 Multivariate interpolation results

Again, we compare the Clenshaw-Curtis and Leja rules in terms of interpolation accuracy, now considering all 6 waveguide parameters. Three families of Leja nodes are used, i.e. with respect to uniform, symmetric beta ($\alpha = \beta = 2$), and non-symmetric beta ($\alpha = 3, \beta = 6$) distributions. As in the univariate case, we compute cross-validation errors using a cross-validation sample of size $M = 10^5$, drawn from the uniform joint PDF. The corresponding results are presented in Figure 7.

Similarly to the univariate case, the Clenshaw-Curtis, uniform-based Leja, and symmetric beta-based Leja have comparable performances, with the uniform-based Leja having a slight advantage

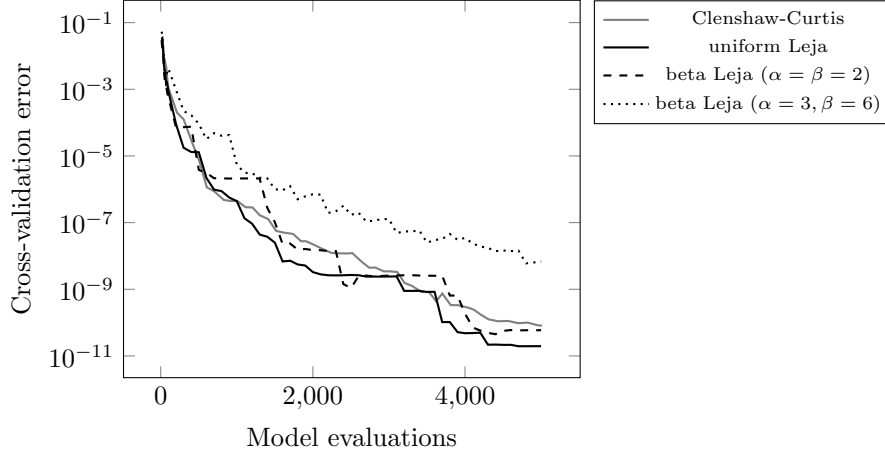


Figure 7: Cross-validation errors for the dielectric slab waveguide with 6 random inputs. Clenshaw-Curtis, uniform-based Leja, and beta-based Leja rules are used.

over the other two rules. The non-symmetric beta-based Leja rule performs noticeably worse. As in the uniform case, this inferior performance can be attributed to the failure of the corresponding Leja rule to accurately approximate the tails of the joint PDF. This approximation problem must be taken into account, when surrogate-based sampling approaches are considered. For example, even if the input distributions are non-uniform, it may be computationally more efficient to construct a surrogate for a uniform density and then sample it with realizations drawn from the true input PDF.

4.2 Stern-Gerlach Magnet

We consider a real-world application, in particular a Rabi-type Stern-Gerlach magnet (see Figure 8(a)), similar to the one described in [27] and further studied in [36, 37]. This magnet is currently in use at KU Leuven. Stern-Gerlach magnets are typically employed for the magnetic separation of atom beams or clusters. A key design requirement is a homogeneous magnetic field with a strong gradient. Due to design and manufacturing imperfections, the pole region might suffer from geometrical uncertainties, which in their turn affect the field homogeneity and gradient.

The aim of this study is to apply the adaptive stochastic collocation method in order to quantify the impact of geometrical uncertainties onto the average magnetic field gradient in the magnet's beam area, which is the considered QoI. A further goal is to derive sufficiently accurate surrogate models, which can reliably replace the original model for computationally demanding UQ tasks, such as sensitivity analyses.

All computations are performed using a linearized two-dimensional model of the magnet's cross-section, as in [36]. The magnet's pole region, denoted with Ω_p , is the only domain which is spatially resolved. Domain Ω_p is decomposed into distinct patches $\Omega_p^{(i)}$, $i = 1, \dots, 3$, with numbering from left to right, such that $\Omega_p = \Omega_p^{(1)} \cup \Omega_p^{(2)} \cup \Omega_p^{(3)}$. Region $\Omega_p^{(2)}$ refers to the air gap inside the magnet's pole region, while regions $\Omega_p^{(1)}$ and $\Omega_p^{(3)}$ to the regions on the left and right of the air gap, respectively, as in Figure 8(b). The contributions of the remaining yoke part and the coils are taken into account by a field-circuit coupling and a magnetic equivalent circuit [36]. More precisely, in a first step, the magnetic vector potential and the magnetic flux through the iron yoke are computed for the entire

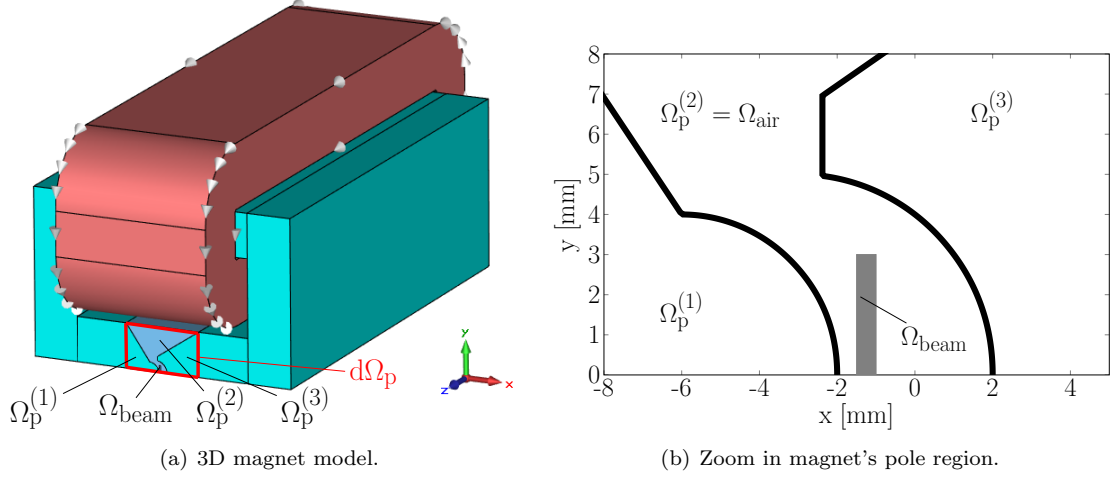


Figure 8: Left: 3D model of one-half of a Rabi-type Stern-Gerlach magnet. Right: Zoom in the magnet's pole region. Modified pictures from [36].

geometry. The values are denoted as A_z^0 and Φ^0 , respectively. Then, the coupling is realized by imposing

$$A_z = A_\Phi = \Phi/\Phi^0 A_z^0, \quad \text{on } \partial\Omega_p, \quad (46)$$

where Φ is recomputed for a different geometry using magnetic circuit theory. Let I and N_c represent the coil current and the number of turns in the winding, respectively. Then this relation can be abstractly written as $F(A_z, \Phi) = N_c I$, where F refers to the magnetomotive force. For details, the reader is referred to [36]. In summary, the field-circuit coupled problem reads

$$\operatorname{div}(\nu \operatorname{grad} A_z) = 0, \quad \text{in } \Omega_p, \quad (47a)$$

$$A_z - A_\Phi = 0, \quad \text{on } \partial\Omega_p, \quad (47b)$$

$$F(A_z, \Phi) = N_c I, \quad (47c)$$

where ν refers to the magnetic reluctivity. The magnetic flux density \vec{B} is obtained as $\vec{B} = (\partial_y A_z, -\partial_x A_z, 0)$. The magnet's beam area is denoted with Ω_{beam} and lies inside the air gap of the pole region, denoted with $\Omega_{\text{air}} = \Omega_p^{(2)}$ (see Figure 8(b)). Denoting with $\tau(x, y) = \frac{\partial |\vec{B}|}{\partial x}$ the magnetic field gradient in the x -direction, the average field gradient in the beam area is given by

$$\tau_{\text{avg}} = \frac{1}{|\Omega_{\text{beam}}|} \int_{\Omega_{\text{beam}}} \tau(x, y) \, d\Omega. \quad (48)$$

We note that τ_{avg} is here the QoI.

Isogeometric analysis (IGA) is employed for the spatial discretization [20]. In IGA, both the solution variable A_z and the geometry are described in terms of non-uniform rational B-splines (NURBS). A generic NURBS curve reads

$$\vec{R}(\xi) = \sum_{i=1}^N \vec{P}_i N_i^p(\xi), \quad \xi \in [0, 1], \quad (49)$$

where \vec{P}_i and N_i^p refer to a control point and a NURBS basis function of degree p , respectively. NURBS basis functions are defined as

$$N_i^p(\xi) = \frac{w_i B_i^p(\xi)}{\sum_{j=1}^N w_j B_j^p(\xi)}, \quad (50)$$

with weights w_i and B-spline basis functions B_i^p , respectively.

The solid, black curves in Figure 8(b) correspond to the original NURBS curves defining the three patches $\Omega_p^{(i)}$, $i = 1, 2, 3$, i.e. to the nominal geometry of the magnet's pole region. We introduce random geometry deformations in the pole area by regarding the control points and weights of the NURBS curves as uncertain. More precisely, we introduce a total of 14 RVs, where 10 RVs correspond to the x and y coordinates of 5 control points, while 4 RVs correspond to 4 weights. The nominal parameter values, y_n^{nom} , referring to the nominal pole geometry, are reported in Table 2. Due to lack of information regarding geometrical variations in the pole region, besides the accuracy limits of the manufacturing process, we only consider uniform distributions. The limits of the uniform distributions are chosen such that the validity of the magnet pole's geometry is not violated. The realizations of all uncertain parameters are given by $y_n = y_n^{\text{nom}} + Y_n(\theta)$, where $Y_n \sim \mathcal{U}(-1, 1)$ for the coordinates and $Y_n \sim \mathcal{U}(0, 1)$ for the weights. With this modeling approach, all coordinate parameters are allowed a maximum deviation of 1 mm, while the random weights introduce curve variations.

Then, we obtain a random reluctivity as

$$\nu(\mathbf{y}) = \nu_{\text{iron}} \mathbb{1}_{\Omega_p^{(1)}(\mathbf{y})} + \nu_{\text{air}} \mathbb{1}_{\Omega_p^{(2)}(\mathbf{y})} + \nu_{\text{iron}} \mathbb{1}_{\Omega_p^{(3)}(\mathbf{y})}, \quad (51)$$

with $\mathbb{1}_{\Omega_p^{(i)}}$ denoting the characteristic function of patch i and ν_{iron} and ν_{air} denoting the reluctivity of iron and air, respectively. Accordingly, the parametric field-circuit coupled problem reads

$$\text{div}(\nu(\mathbf{y}) \text{grad} A_z) = 0, \quad \text{in } \Omega_p, \quad (52a)$$

$$A_z - A_\Phi = 0, \quad \text{on } \partial\Omega_p, \quad (52b)$$

$$F(A_z, \Phi) = N_c I, \quad (52c)$$

Table 2: Nominal parameter values for the Stern-Gerlach magnet.

Parameter	Nominal Value	Units
x_1	-2.38	mm
y_1	6.96	mm
x_2	-2.38	mm
y_2	4.96	mm
x_3	17.0	mm
y_3	20.0	mm
x_4	-17.0	mm
y_4	20.0	mm
x_5	-6.0	mm
y_5	4.0	mm
w_1	0.85	—
w_2	0.85	—
w_3	0.87	—
w_4	0.87	—

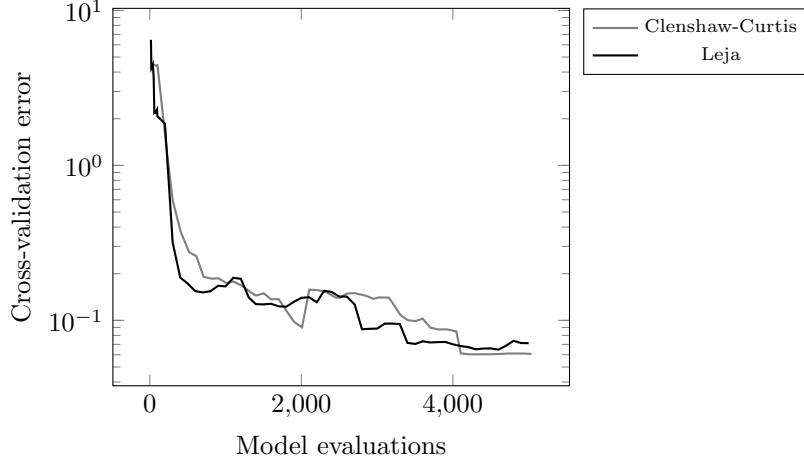


Figure 9: Cross-validation errors for the Stern-Gerlach magnet with 14 uniform random inputs.

$\rho_{\mathbf{Y}}$ -almost everywhere in Γ . Assuming that problem (52) is well-posed, the QoI τ_{avg} is itself a random variable.

4.2.1 Surrogate model accuracy

We employ the dimension-adaptive Algorithm 1, based on both Clenshaw-Curtis and Leja nodes, in order to approximate the 14-dimensional parametric Stern-Gerlach magnet model. The approximation accuracy is measured with the cross-validation error metric (39), based on a random sample of size $M = 10^4$. The results are presented in Figure 9. As can be observed, both rules have an equivalent performance and reach the desired accuracy of 10^{-1} for approximately the same number of model evaluations.

4.2.2 Moment computations

We employ the randomly generated cross-validation sample used in Section 4.2.1 to compute the expected value and the variance of τ_{avg} via MC sampling. The corresponding results, along with the root-mean-square-deviation (RMSD) and the normalized RMSD (NRMSD), are

$$\begin{aligned}\mathbb{E}[\tau_{\text{avg}}] &= -238.1529 \text{ T/m}, \\ \mathbb{V}[\tau_{\text{avg}}] &= 21.7974 \text{ T}^2/\text{m}^2, \\ \text{RMSD}[\tau_{\text{avg}}] &\approx 0.05 \text{ T/m}, \\ \text{NRMSD}[\tau_{\text{avg}}] &\approx 2 \cdot 10^{-4}.\end{aligned}$$

The MC-based results given above are used as reference values in the computations of relative errors with both dimension-adaptive approaches, i.e. Clenshaw-Curtis and Leja-based. The relative errors with respect to the expected value and the variance of the QoI are presented in Figure 10.

Regarding the expected value, both approaches converge to a relative error almost identical to the NRMSD, as shown in Figure 10(a). After only 300 model evaluations, both dimension-adaptive approaches reach the same accuracy provided by the sampling-based approach with 10^4 random samples. Both approaches converge to the same relative errors also in the case of the variance, as

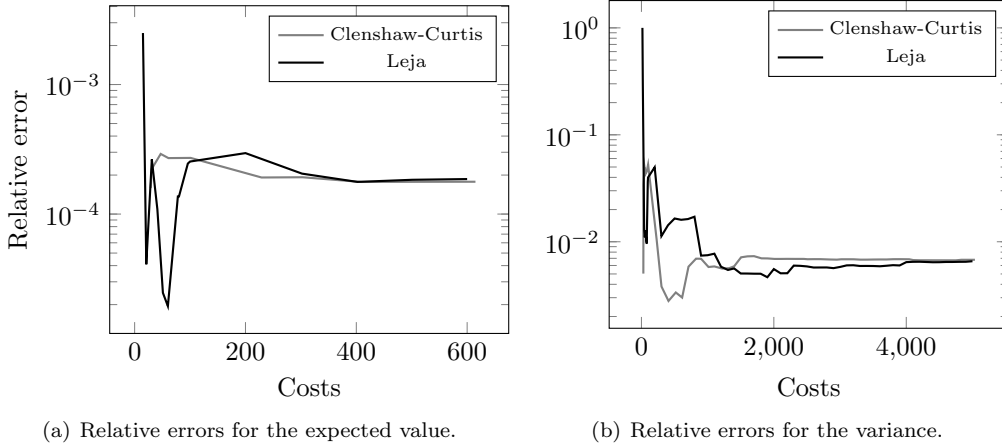


Figure 10: Moment relative errors for the Stern-Gerlach magnet with 14 uniform random inputs.

shown in Figure 10(b). In that case, absolute convergence is observed after less than 2000 model evaluations for the Clenshaw-Curtis-based collocation and after approximately 4000 evaluations for the Leja-based collocation. However, the stagnation in the relative error can already be observed for both methods after approximately 1000 model evaluations. Again, both methods can be regarded as equivalent, since no significant differences are observed.

4.2.3 Surrogate-based sensitivity analysis

As a final numerical experiment, we use the surrogate models to replace the original model in a Sobol sensitivity analysis [41]. We employ the sampling-based algorithm suggested in [38] and discussed in Section 3.4. We opt for an input sample of size $M = 10^4$, thus requiring $3 \cdot 10^5$ model evaluations. On a standard desktop and assuming no use of parallel computing resources, this number of evaluations can be executed in 2-3 minutes, using a surrogate model with 5000 terms. Using the original model would result in approximately 3.5 days of computation, on the same machine. We only present results corresponding to a Leja-based surrogate, however, almost identical results have been obtained with the Clenshaw-Curtis rule.

The results of the sensitivity analysis are presented in Figure 11. In the presented results, we omit all parameters with contributions below 1%, i.e. with Sobol indices smaller than 0.01. Moreover, we only present first-order Sobol indices. The sum of all first-order Sobol indices is equal to 0.997, therefore, sensitivities of higher order may be safely omitted. As can be observed, only 6 out of the initially considered 14 parameters seem to have a significant influence on the QoI. In the light of this result, the input dimensionality of the parametrized model can be significantly reduced. The results also indicate that shape variations, given by the random weights w_i , $i = 1, \dots, 4$, play a much more important role than coordinate shifts, which should be considered in a further attempt to improve the magnet model. We also note that the presented sensitivity analysis results agree with the ones derived with an adaptive generalized polynomial chaos approach. Therefore, we have strong indications that the surrogate model has reliably substituted the original model in this study.

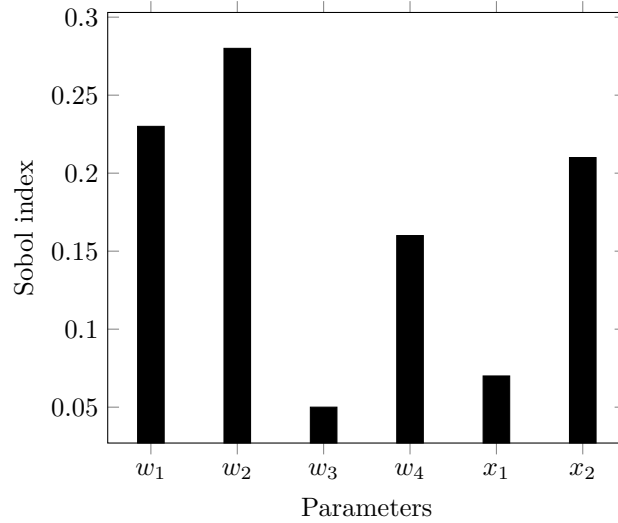


Figure 11: Surrogate-based sensitivity analysis results for the Stern-Gerlach magnet with 14 uniform random inputs. The parameters with Sobol indices smaller than 0.01 have been omitted.

5 Summary and Conclusions

In this work we have employed the stochastic collocation method for UQ in EMF problems with bounded random inputs. Both uniform and non-uniform random inputs have been considered. In the latter case, we have employed beta distributions as a typical example. A dimension-adaptive algorithm based on nested univariate collocation points has been employed in all multivariate cases. Two families of nested collocation points, provided by the Clenshaw-Curtis and Leja rules, have been examined in terms of interpolation and quadrature accuracy.

In the case of uniform random inputs, both rules are found to perform comparably well in terms of interpolation accuracy. For the case of an analytical model with a very smooth QoI, a slight advantage can be observed for the Leja rule, however, the difference is not significant. For the same model, the Clenshaw-Curtis rule is found to be advantageous in terms of quadrature accuracy, as measured in statistical moment computations. No obvious advantages can be observed for either choice of collocation points in the numerical studies concerning the real-world EMF application, where both rules can be regarded as comparable.

Based on our experiments with a right-skewed beta distribution, Leja rules based on bounded, non-uniform random inputs offer inferior approximations compared to the Clenshaw-Curtis and the uniform-based Leja rules. Therefore, surrogate models based on uniform input distributions should probably be preferred, if approximation is the main task. However, in terms of quadrature accuracy, the non-uniform Leja rule outperforms significantly the Clenshaw-Curtis rule. The advantages of the Leja rule become particularly prominent in the multivariate case. Considering the multivariate academic model, the dimension-adaptive quadrature, based on either univariate quadrature rule, is able to reach machine accuracies, however, the convergence is many times faster when the Leja rule is employed.

Based on the results of the numerical experiments presented in this paper, we may conclude that Leja rules present a reliable choice of nested collocation points, producing accurate results both in the context of interpolation and quadrature. In the latter case, and when bounded, non-uniform

inputs are considered, Leja points present not only the easiest way of constructing nested quadrature schemes, but are also able to provide more accurate results. The versatility of Leja points allows the rule to be employed for arbitrary input PDFs, however, its performance against competitive rules in a wider variety of cases should be further examined. An extension of this work should consider cases where dedicated nested collocation points exist, e.g. truncated normal [8] or other distributions.

Acknowledgments

All authors would like to thank our colleague, Andreas Pels, for providing the Stern-Gerlach magnet model. We would also like to thank the two anonymous reviewers for their comments and suggestions. The first and third author would like to acknowledge the support of the Graduate School of Computational Engineering, Technische Universität Darmstadt.

References

- [1] I. BABUSKA, F. NOBILE, AND R. TEMPONE, *A Stochastic Collocation Method for Elliptic Partial Differential Equations with Random Input Data*, SIAM Review, (2010), pp. 317–355.
- [2] I. BABUSKA, R. TEMPONE, AND G. E. ZOURARIS, *Galerkin Finite Element Approximations of Stochastic Elliptic Partial Differential Equations*, SIAM Journal on Numerical Analysis, 42 (2004), pp. 800–825.
- [3] V. BARTHELMANN, E. NOVAK, AND K. RITTER, *High Dimensional Polynomial Interpolation on Sparse Grids*, Advances in Computational Mathematics, 12 (2000), pp. 273–288.
- [4] D. BELLMAN, *Dynamic Programming*, Princeton University Press, 1957.
- [5] J. BERRUT AND L. TREFETHEN, *Barycentric Lagrange Interpolation*, SIAM Review, 46 (2004), pp. 501–517.
- [6] G. BLATMAN AND B. SUDRET, *Adaptive Sparse Polynomial Chaos Expansion Based on Least Angle Regression*, Journal of Computational Physics, 230 (2011), pp. 2345–2367.
- [7] H.-J. BUNGARTZ AND M. GRIEBEL, *Sparse Grids*, Acta Numerica, 13 (2004), pp. 147–269.
- [8] J. BURKARDT, *The Truncated Normal Distribution*, 2014. Department of Scientific Computing, Florida State University.
- [9] R. E. CAFLISCH, *Monte Carlo and Quasi-Monte Carlo Methods*, Acta Numerica, 7 (1998), p. 1–49.
- [10] A. CHKIFA, A. COHEN, AND C. SCHWAB, *High-Dimensional Adaptive Sparse Polynomial Interpolation and Applications to Parametric PDEs*, Foundations of Computational Mathematics, 14 (2014), pp. 601–633.
- [11] C. W. CLENSHAW AND A. R. CURTIS, *A Method for Numerical Integration on an Automatic Computer*, Numerische Mathematik, 2 (1960), pp. 197–205.
- [12] M. EIGEL, C. J. GITTELSON, C. SCHWAB, AND E. ZANDER, *Adaptive Stochastic Galerkin FEM*, Computer Methods in Applied Mechanics and Engineering, 270 (2014), pp. 247 – 269.

- [13] M. S. ELDRED, *Comparison of Non-Intrusive Polynomial Chaos and Stochastic Collocation Methods for Uncertainty Quantification*, In: AIAA, (2009).
- [14] J. FEINBERG AND H. P. LANGTANGEN, *Chaospy: An Open Source Tool for Designing Methods of Uncertainty Quantification*, Journal of Computational Science, 11 (2015), pp. 46–57.
- [15] T. GERSTNER AND M. GRIEBEL, *Dimension-Adaptive Tensor-Product Quadrature*, Computing, 71 (2003), pp. 65–87.
- [16] R. G. GHANEM AND P. D. SPANOS, *Stochastic Finite Elements: A Spectral Approach*, Springer-Verlag New York, Inc., New York, NY, USA, 1991.
- [17] M. B. GILES, *Multilevel Monte Carlo Methods*, Acta Numerica, 24 (2015), p. 259–328.
- [18] L. GIRALDI, A. LITVINENKO, D. LIU, H. G. MATTHIES, AND A. NOUY, *To Be or Not to Be Intrusive? The Solution of Parametric and Stochastic Equations - the "Plain Vanilla" Galerkin Case*, SIAM Journal on Scientific Computing, 36 (2014).
- [19] W. HACKBUSCH, *Numerical Tensor Calculus*, Acta Numerica, 23 (2014), p. 651–742.
- [20] T. J. HUGHES, J. A. COTTRELL, AND Y. BAZILEVS, *Isogeometric Analysis: CAD, Finite Elements, NURBS, Exact Geometry and Mesh Refinement*, Computer Methods in Applied Mechanics and Engineering, 194 (2005), pp. 4135–4195.
- [21] J. D. JAKEMAN AND T. WILDEY, *Enhancing Adaptive Sparse Grid Approximations and Improving Refinement Strategies Using Adjoint-Based A Posteriori Error Estimates*, Journal of Computational Physics, 280 (2015), pp. 54–71.
- [22] P. JANTSCH, C. G. WEBSTER, AND G. ZHANG, *On the Lebesgue Constant of Weighted Leja Points for Lagrange Interpolation on Unbounded Domains*, IMA Journal of Numerical Analysis, (2018), p. dry002.
- [23] J.-M. JIN, *The Finite Element Method in Electromagnetics*, John Wiley & Sons, 2015.
- [24] A. KLIMKE AND B. I. WOHLMUTH, *Algorithm 847: Spinterp: Piecewise Multilinear Hierarchical Sparse Grid Interpolation in MATLAB*, ACM Transactions on Mathematical Software, 31 (2005), pp. 561–579.
- [25] F. LEJA, *Sur certaines suites liées aux ensembles plans et leur application à la représentation conforme*, Annales Polonici Mathematici, 4 (1957), pp. 8–13.
- [26] D. LOUKREZIS, *Dimension Adaptive Leja Interpolation (DALI)*. URL: <https://github.com/dlouk/DALI>. Accessed: 15.09.2018.
- [27] B. MASSCHAELE, T. ROGGEN, H. DE GERSEM, E. JANSSENS, AND T. T. NGUYEN, *Design of a Strong Gradient Magnet for the Deflection of Nanoclusters*, IEEE Transactions on Applied Superconductivity, 22 (2012).
- [28] H. G. MATTHIES AND A. KEESE, *Galerkin Methods for Linear and Nonlinear Elliptic Stochastic Partial Differential Equations*, Informatik-Berichte der Technischen Universität Braunschweig, 2003-08.

- [29] G. MIGLIORATI, *Adaptive Polynomial Approximation by Means of Random Discrete Least Squares*, in ENUMATH, A. Abdulle, S. Deparis, D. Kressner, F. Nobile, and M. Picasso, eds., vol. 103 of Lecture Notes in Computational Science and Engineering, Springer, 2013, pp. 547–554.
- [30] G. MIGLIORATI, F. NOBILE, E. VON SCHWERIN, AND R. TEMPONE, *Approximation of Quantities of Interest in Stochastic PDEs by the Random Discrete L_2 Projection on Polynomial Spaces*, SIAM Journal on Scientific Computing, 35 (2013).
- [31] ———, *Analysis of Discrete L_2 Projection on Polynomial Spaces with Random Evaluations*, Foundations of Computational Mathematics, 14 (2014), pp. 419–456.
- [32] A. NARAYAN AND J. D. JAKEMAN, *Adaptive Leja Sparse Grid Constructions for Stochastic Collocation and High-Dimensional Approximation*, SIAM Journal on Scientific Computing, 36 (2014).
- [33] F. NOBILE, L. TAMELLINI, AND R. TEMPONE, *Comparison of clenshaw–curtis and leja quasi-optimal sparse grids for the approximation of random pdes*, in Spectral and High Order Methods for Partial Differential Equations ICOSAHOM 2014: Selected papers from the ICOSAHOM conference, June 23–27, 2014, Salt Lake City, Utah, USA, R. M. Kirby, M. Berzins, and J. S. Hesthaven, eds., Springer International Publishing, Cham, 2015, pp. 475–482.
- [34] F. NOBILE, R. TEMPONE, AND C. G. WEBSTER, *A Sparse Grid Stochastic Collocation Method for Partial Differential Equations with Random Input Data*, SIAM Journal on Numerical Analysis, 46 (2008), pp. 2309–2345.
- [35] ———, *An Anisotropic Sparse Grid Stochastic Collocation Method for Partial Differential Equations with Random Input Data*, SIAM Journal on Numerical Analysis, 46 (2008), pp. 2411–2442.
- [36] A. PELS, Z. BONTINCK, J. CORNO, H. DE GERSEM, AND S. SCHÖPS, *Optimization of a Stern-Gerlach Magnet by Magnetic Field-Circuit Coupling and Isogeometric Analysis*, IEEE Transactions on Magnetics, 51 (2015).
- [37] U. RÖMER, S. SCHÖPS, AND H. DE GERSEM, *A Defect Corrected Finite Element Approach for the Accurate Evaluation of Magnetic Fields on Unstructured Grids*, Journal of Computational Physics, 335 (2017), pp. 688–699.
- [38] A. SALTELLI, *Making Best Use of Model Evaluations to Compute Sensitivity Indices*, Computer Physics Communications, 145 (2002), pp. 280–297.
- [39] B. SCHIECHE, *Unsteady Adaptive Stochastic Collocation on Sparse Grids*, PhD Thesis, TU Darmstadt, 2012.
- [40] S. A. SMOLYAK, *Quadrature and Interpolation Formulas for Tensor Products of Certain Classes of Functions*, Doklady Akademii Nauk SSSR, 4 (1963), pp. 240–243.
- [41] I. M. SOBOL, *Global Sensitivity Indices for Nonlinear Mathematical Models and their Monte Carlo Estimates*, Mathematics and Computers in Simulation, 55 (2001), pp. 271–280.
- [42] A. SOMMARIVA, *Fast Construction of Fejér and Clenshaw–Curtis Rules for General Weight Functions*, Computers & Mathematics with Applications, 65 (2013), pp. 682–693.

- [43] L. TAMELLINI AND F. NOBILE, *Sparse Grids MATLAB Kit*. URL: <http://csqi.epfl.ch>. Accessed: 15.09.2018.
- [44] L. N. TREFETHEN, *Is Gauss Quadrature Better than Clenshaw–Curtis?*, SIAM Review, 50 (2008), pp. 67–87.
- [45] A. USCHMAJEV, *Zur Theorie der Niedrigrangapproximation in Tensorprodukten von Hilberträumen*, PhD Thesis, TU Berlin, 2013.
- [46] D. XIU, *Numerical Methods for Stochastic Computations: A Spectral Method Approach*, Princeton University Press, Princeton, NJ, USA, 2010.
- [47] D. XIU AND J. S. HESTHAVEN, *High-Order Collocation Methods for Differential Equations with Random Inputs*, SIAM Journal on Scientific Computing, 27 (2005), pp. 1118–1139.