

Enumerating the states of the twist knot

Franck Ramaharo

Département de Mathématiques et Informatique

Université d'Antananarivo

101 Antananarivo, Madagascar

franck.ramaharo@gmail.com

April 1, 2022

2010 Mathematics Subject Classifications: 57M25; 94B25.

Abstract

We enumerate the state diagrams of the twist knot shadow which consist of the disjoint union of two trivial knots. The result coincides with the maximal number of regions into which the plane is divided by a given number of circles. We then establish a bijection between the state enumeration and this particular partition of the plane by means of binary words.

Keywords: twist knot, knot shadow, state diagram, planar arrangement of circles.

1 Introduction

Knot theory defines a mathematical knot as a closed curve in three-dimensional space that does not intersect itself. We usually describe knots by drawing the so-called *knot diagram*, a generic projection of the knot to the plane or the sphere with finitely many double points called *crossings*. It is indicated at each such point which strand crosses over and which one crosses under usually by erasing part of the lower strand. Additionally, we might also continuously deform a knot diagram such that we obtain another representation which is *planar isotopic* to the former diagram, and the crossings remaining unaltered, i.e., no introduction of new crossings and no removal of the existing ones [1, p. 12]. The *shadow diagram*, or shortly the *shadow* of the knot is the regular projection onto the plane that omits the crossing information [5]. If we let \mathcal{S} denote a shadow, then we call a component of $\mathbb{R}^2 \setminus \mathcal{S}$ a *region* of \mathcal{S} . We say that two regions are adjacent if the contours of the two regions have at least an arc in common, and we say that two regions are opposite if their contour have exactly a double point in common. A *checkerboard coloring* [7] of a shadow is a coloring of every region of \mathcal{S} to be black or white so that black regions are only adjacent to white regions, and conversely, white regions are only adjacent to black ones. Once colored, we label each region: the unbounded one is labeled as a A and so are the

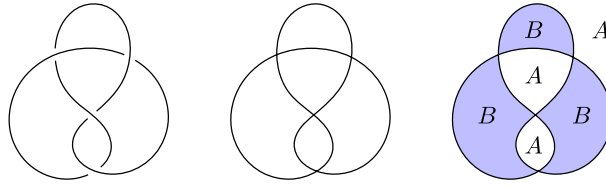


Figure 1: The diagram of the *figure-eight knot* and its shadow diagram as well as the corresponding labels and *checkerboard coloring*.

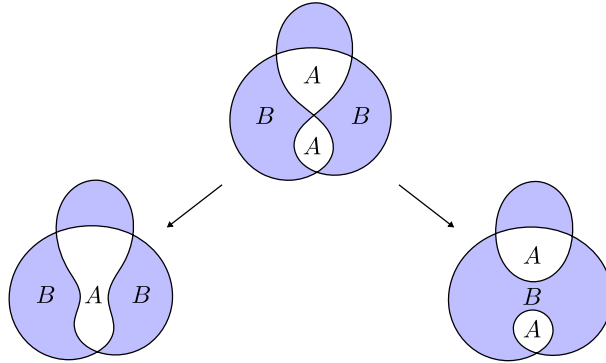


Figure 2: The *A-split* and the *B-split*.

regions of the same color. The adjacent regions to an *A-region* are then labeled as *B* (see [Figure 1](#)).

A common operation to perform on a shadows crossing is to *split* it in one way or the other: we remove the crossing and glue the arcs so that either of the two opposite regions are merged into one [10, p. 27]. The *A-split* joins the *A-regions* while the *B-split* joins the *B-regions* as illustrated in [Figure 2](#).

Thus, any n -crossing knot diagram can be decomposed into 2^n final descendants without crossing, which are called *states* of the diagram [13, p. 71]. A *state* is a collection of separated component called *trivial knot*. We also call such knot *unknot* whose diagram is a simple closed loop. We shall refer to k -*state* a state which consists of k components.

Example 1. We repeat the operation we performed to the previous figure-eight knot, and we obtain a complete family of state diagrams of trivial knots (see [Figure 3](#)).

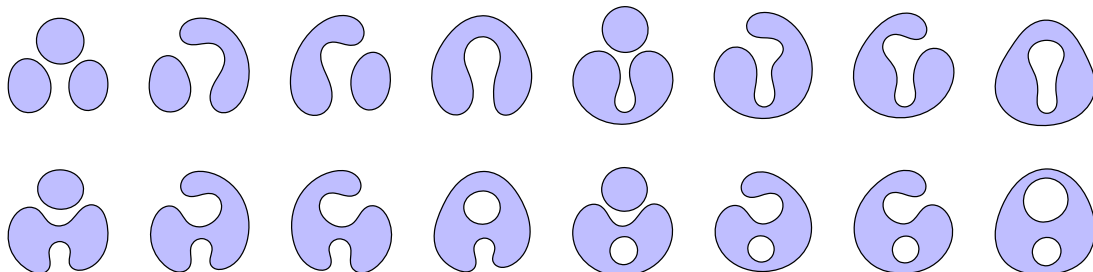


Figure 3: The state diagrams of the figure-eight knot.

Throughout this paper, we only consider shadow diagrams, and for the sake of simplicity, we abusively refer to the shadow diagram by either of the terms knot, knot diagram, or diagram.

Definition 2. Let S denote a state of a n -crossing diagram D , and let $|S|$ denote the number of components of the state S . Also, let $d_{n,k}$ enumerates the k -state diagrams. We define the generating polynomial by the formula

$$D(x) := \sum_S x^{|S|} = \sum_{k \geq 0} d_{n,k} x^k,$$

where the summation is taken over all states for D .

Hence, the generating polynomial of the figure-eight diagram is given by

$$D(x) = 3x^3 + 8x^2 + 5x.$$

Associating a knot operation with a polynomial is one of the most usual ways of classifying and enumerating knots. The so-called *knot polynomials* [8, 11] are invariant polynomials which help to decide whether two different looking pictures in fact represent the same knot. In this paper, we follow the combinatoric approach of Kauffman by using a simplified version of the bracket polynomial [11]. We express our polynomial only by means of the number components of the states without including any further topological information. This makes sense since we only focus on the shadow diagrams.

The rest of this paper is organized as follows. In [section 2](#), we establish the generating polynomial of the twist knot of n crossings as well as some related knots. We pay a particular attention to the cardinality of the class of the 2-states as it turns out to be the maximal number of regions into which the plane is divided by $n + 1$ circles in general arrangement. In [section 3](#), we establish an arrangement of circles that meets the previously mentioned criterion. The regions of the corresponding partition of the plane are next encoded with binary words in [section 4](#). We also this encoding scheme to the states of the twist knot in [section 5](#). Finally we establish a bijection between the partition of the plane and the class of the 2-states in [section 6](#).

2 Twist knot

First of all, let us focus on the following three family of knots.

Definition 3. Let n be a natural number. A *twist loop* is a knot obtained by repeatedly twisting a closed loop. We call a twist loop of n half-twists a *n -twist loop*, and we refer to such knot as T_n . For instance, the 0-twist loop and the 6-twist loop are illustrated in [Figure 4](#).



Figure 4: The 0-twist loop (unknot) and the 6-twist loop.

We introduce the second simplest family of knot by applying a slight surgery to the twist loop.

Definition 4. We construct a *foil knot* or shortly a *foil* [14] of n half-twists by removing a little arc from the right-end and the left-end of the n -wist loop, then connecting the ends in pairs by arcs that do not cross each other as in Figure 5. We call a knot of such kind a n -foil and we refer to it as F_n .

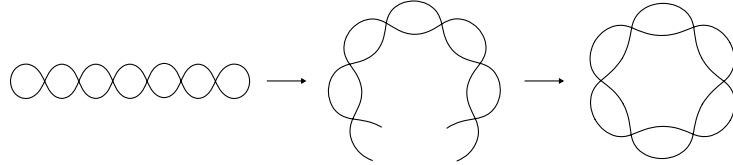


Figure 5: Constructing a 6-foil knot from a 6-twist loop

In the same idea, we define the twist knot as follows.

Definition 5. We let τ_n denote a *twist knot* [9] of n half-twists which is a knot obtained by linking the ends of a n -twist loop together. Therefore, we may consider the twist knot as two-parts knot: the *twist part* and the *link part*. The former consists of n half-twists and the latter consists of two crossings (see Figure 6).

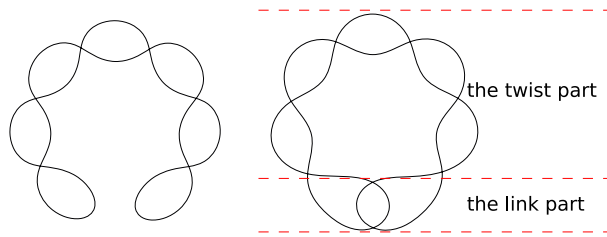


Figure 6: The two parts of the twist knot: the twist part and the link part.

Remark 6. Following the construction of the foil knot and the twist knot, we have the corresponding representation of the 0-foil F_0 and the 0-twist knot τ_0 in Figure 7. Notice that the representation of the 0-twist knot always has 2 crossings in the link part.

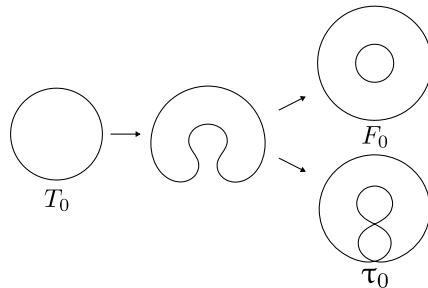


Figure 7: Construction of the 0-foil and the 0-twist knot from the 0-twist loop.

We have the following immediate result.

Corollary 7. *The generating polynomials of the 0-twist loop and the 0-foil knot are respectively given by*

$$T_0(x) = x$$

and

$$F_0(x) = x^2.$$

In order to compute the generating polynomial $\tau_n(x)$ of the n -twist knot, let us first focus on how the split operation affects the link part. The results are four intermediate state diagrams as illustrated in [Figure 8](#).

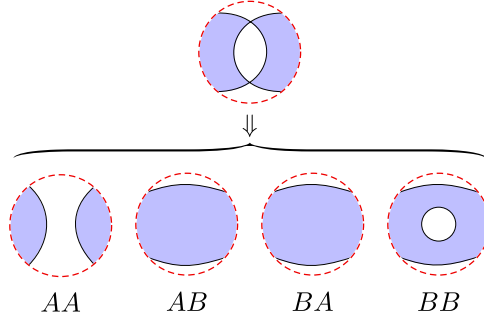


Figure 8: The states of the link part.

The words AA , AB , BA and BB represent the splits sequence we have applied to the link part. As an immediate application, we give the generating polynomial of the 0-twist knot.

Corollary 8. *The generating polynomial of the 0-twist knot is*

$$\tau_0(x) = x^3 + 2x^2 + x.$$

Proof. The states of the 0-twist knot are illustrated in [Figure 9](#). The associated generating polynomial is then given by $\tau_0(x) = x + x^2 + x^2 + x^3$.

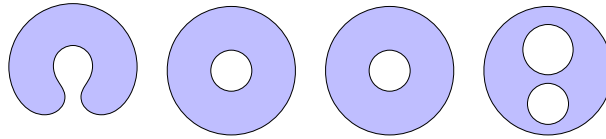


Figure 9: The states of the 0-twist knot

□

Proposition 9. *The generating polynomial of the n -twist knot is given by*

$$\tau_n(x) = T_n(x) + (x + 2)F_n(x), \quad n \geq 1, \tag{1}$$

where $T_n(x)$ and $F_n(x)$ respectively denote the generating polynomial of the n -twist loop and the n -foil knot.

Proof. Given a n -twist knot, we split the link part and we obtain four diagrams: a n -twist loop, two n -foil knots and the disjoint union of the unknot and a n -foil knot (Figure 10).

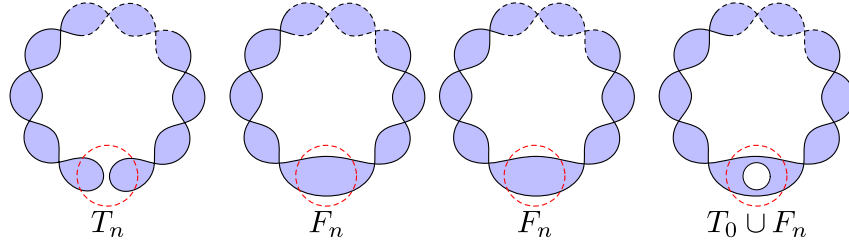


Figure 10: The four intermediate states of the the twist knot.

Hence we write

$$\tau_n(x) = T_n(x) + 2F_n(x) + xF_n(x).$$

□

We can solve the expression of $\tau_n(x)$ for the closed form following $T_n(x)$ and $F_n(x)$.

Proposition 10. *The generating polynomial of the n -twist loop is given by*

$$T_n(x) = x(x + 1)^n, \quad n \geq 0. \quad (2)$$

Proof. When $n = 0$, we recover $T_0(x) = x$. Let $n \geq 1$, we split the leftmost crossing so that the resulting diagram is either a disjoint union of the unknot and a $(n - 1)$ -twist loop, or uniquely a $(n - 1)$ -twist loop (see Figure 11).

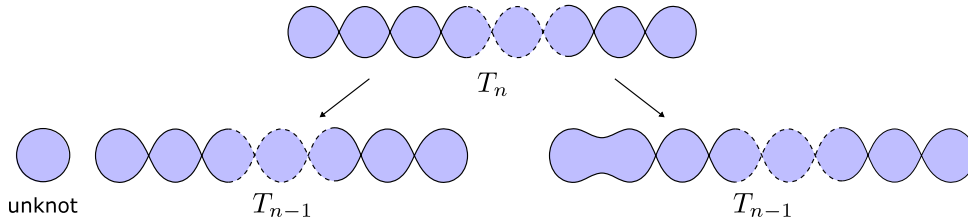


Figure 11: The states of one crossing of the n -twist loop.

The corresponding generating polynomial is therefore

$$T_n(x) = xT_n(x) + T_{n-1}(x). \quad (3)$$

Taking into consideration the expression $T_0(x) = x$, we obtain

$$T_n(x) = x(x + 1)^n.$$

□

Writing $T_n(x) := \sum_{k \geq 0} t_{n,k} x^k$ and identifying the coefficients of the generating polynomial, formulas (2) and (3) allow us to define the following recurrence:

$$\begin{cases} t_{n,0} = 0, t_{n,1} = t_{n,n+1} = 1, & n \geq 0; \\ t_{n,k} = t_{n-1,k} + t_{n-1,k-1}, & 1 < k \leq n+1; \end{cases} \quad (4)$$

which gives Table 1 for $0 \leq n \leq 6$ and $0 \leq k \leq 7$.

$n \setminus k$	0	1	2	3	4	5	6	7
0	0	1						
1	0	1	1					
2	0	1	2	1				
3	0	1	3	3	1			
4	0	1	4	6	4	1		
5	0	1	5	10	10	5	1	
6	0	1	6	15	20	15	6	1

Table 1: Values of $t_{n,k}$ for $0 \leq n \leq 6$ and $0 \leq k \leq 7$.

We notice that the values in Table 1 represent a horizontal-shifted binomial coefficients table with $t_{n,k} = \binom{n}{k-1}$, $1 \leq k \leq n+1$. Besides, we should mention that the constraint $t_{n,0} = 0$, $n \geq 0$, actually holds for any knot since a state is at least composed by one component.

Proposition 11. *The n -foil knot has the following generating polynomial:*

$$F_n(x) = (x+1)^n + x^2 - 1, \quad n \geq 0. \quad (5)$$

Proof. When $n = 0$, we verify $F_0(x) = x^2$. Let $n \geq 1$, we split a crossing of the n -foil as illustrated in Figure 12, and we obtain either a $(n-1)$ -twist loop or a $(n-1)$ -foil knot.

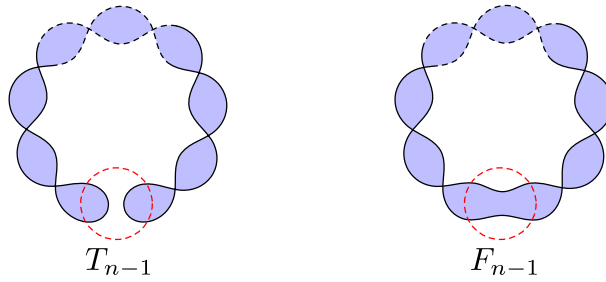


Figure 12: The states of one crossing of the n -foil.

We then write

$$F_n(x) = T_{n-1}(x) + F_{n-1}(x). \quad (6)$$

Since $T_n(x) = x(x+1)^n$ and $F_0(x) = x^2$, we get

$$\begin{aligned} F_n(x) &= \sum_{k=0}^{n-1} T_k(x) + F_0(x) \\ &= (x+1)^n - 1 + x^2. \end{aligned}$$

□

As previously, if we write $F_n(x) := \sum_{k \geq 0} f_{n,k} x^k$, then we obtain the following relation by combining (5) and (6):

$$\begin{cases} f_{0,1} = 0, & f_{0,2} = f_{1,2} = 1; \\ f_{n,0} = 0, & n \geq 0; \\ f_{n,k} = f_{n-1,k} + t_{n-1,k}, & 0 < k \leq n. \end{cases} \quad (7)$$

The values of $f_{n,k}$ are then arranged in Table 2 for $0 \leq n \leq k \leq 12$.

$n \setminus k$	0	1	2	3	4	5	6	7	8	9	10	11	12
0	0	0	1										
1	0	1	1										
2	0	2	2										
3	0	3	4	1									
4	0	4	7	4	1								
5	0	5	11	10	5	1							
6	0	6	16	20	15	6	1						
7	0	7	22	35	35	21	7	1					
8	0	8	29	56	70	56	28	8	1				
9	0	9	37	84	126	126	84	36	9	1			
10	0	10	46	120	210	252	210	120	45	10	1		
11	0	11	56	165	330	462	462	330	165	55	11	1	
12	0	12	67	220	495	792	924	792	465	220	66	12	1

Table 2: Values of $f_{n,k}$ for $0 \leq n \leq k \leq 12$.

We browse the columns in Table 2 and identify the corresponding OEIS [16] entries.

- We recognize the common constraint $f_{n,0} = 0, n \geq 0$.
- We have $f_{n,1} = \text{A001477}(n) = n, n \geq 0$. It represents the number of 1-states that is obtained by applying an A -split at a chosen crossing, and applying a B -split at the remaining $n - 1$ crossings. We justify the value $f_{0,1} = 0$ since the 0-foil already consists of two components.

- In the third column we have $f_{n,0} = 1$ and $f_{n,2} = \text{A000124}(n) = \binom{n}{2} + 1$, $n \geq 1$. Here, $(f_{n,2})_{n \geq 1}$ is the *lazy caterer's sequence* [6, p. 5] which describes the maximum number of pieces of a disk that can be made with a given number of straight cuts.
- Finally, when $k \geq 3$, the remaining columns represent the usual binomial coefficients, i.e., $f_{n,k} = \binom{n}{k}$, $n \geq k$.

We can now give the closed form of the generating polynomial of the twist knot.

Corollary 12. *The n -twist knot has the following generating polynomial*

$$\tau_n(x) = 2(1+x)^{n+1} + x^3 + 2x^2 - x - 2, \quad n \geq 0. \quad (8)$$

By formulas (1) and (8), we deduce the recurrence that defines the coefficients of the polynomial $\tau_n(x) = \sum_{k \geq 0} \tau_{n,k} x^k$, namely

$$\begin{cases} \tau_{n,0} = 0, \quad \tau_{0,3} = \tau_{1,3} = 1, & n \geq 0; \\ \tau_{n,k} = f_{n,k-1} + 2f_{n,k} + t_{n,k}, & 0 < k \leq n+1. \end{cases} \quad (9)$$

Next, let us arrange the coefficients in (9) in Table 3 for $0 \leq n \leq k \leq 12$, and identify the corresponding columns.

$n \setminus k$	0	1	2	3	4	5	6	7	8	9	10	11	12
0	0	1	2	1									
1	0	3	4	1									
2	0	5	8	3									
3	0	7	14	9	2								
4	0	9	22	21	10	2							
5	0	11	32	41	30	12	2						
6	0	13	44	71	70	42	14	2					
7	0	15	58	113	140	112	56	16	2				
8	0	17	74	169	252	252	168	72	18	2			
9	0	19	92	241	420	504	420	240	90	20	2		
10	0	21	112	331	660	924	924	660	330	110	22	2	
11	0	23	134	441	990	1584	1848	1584	990	440	132	24	2

Table 3: Array value of the coefficients of $\tau_n(x)$, $0 \leq n \leq k \leq 11$.

- Again, $\tau_{n,0} = 0$, $n \geq 0$, which is the common constraint.
- We have $\tau_{n,1} = \text{A005408}(n) = 2n + 1$, $n \geq 0$.
- For $n \geq 0$, we find $\tau_{n,2} = \text{A014206}(n) = n^2 + n + 2$, which is the maximal number of regions into which the plane is divided by $n + 1$ circles in general arrangement. We give further details in the next section.

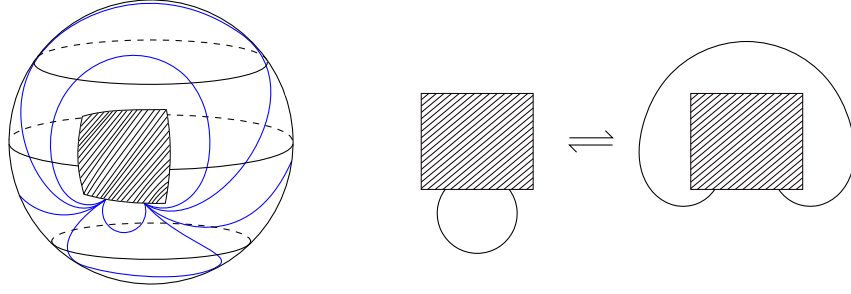


Figure 13: Denton–Doyle type 0 move on the sphere.

- When $k = 3$, the corresponding column is defined by the initial value $\tau_{0,3} = 1$ and the n -th term $\tau_{n,3} = \text{A064999}(n) = \frac{1}{3}(n^3 - n + 3)$, $n \geq 1$.
- Finally, when $k \geq 4$, we have $\tau_{n,k} = 2 \binom{n+1}{k}$, $n \geq k-1$. This is the usual binomial coefficients, horizontally shifted and doubled.

Remark 13. From [Table 1](#) and [Table 2](#), we read

$$T_1(x) = F_1(x) = x^2 + x, \quad (10)$$

and from [Table 1](#) and [Table 3](#),

$$T_2(x) = \tau_0(x) = x^3 + 2x^2 + x \quad (11)$$

Also, checking [Table 2](#) and [Table 3](#), we have

$$F_3(x) = \tau_1(x) = x^3 + 4x^2 + 3x. \quad (12)$$

We can explain these equalities by introducing the following definition.

Definition 14 (Denton and Doyle [5]). Let us draw the shadow diagram on a sphere. When we have a loop on the outside edge of the diagram, we can redraw this loop around the other side of the diagram by pulling the entire loop around the far side of the sphere without affecting the constraints on any of the already existing crossings (see [Figure 13](#)). We call the move a *type 0 move on the sphere*, denoted $0S^2$.

Since this particular move does not remove nor create a crossing, the number of region remains intact. Knots which are planar isotopic or related by a sequence of $0S^2$ moves then have the same state diagrams (modulo some rearrangements), and thus, the same generating polynomial. The equalities (10), (11) and (12) result from this property (see [Figure 14](#)).

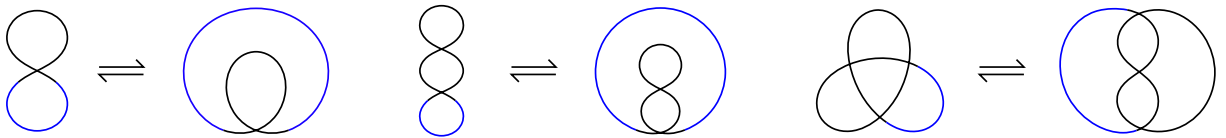


Figure 14: Knots $T_1 \equiv F_1$, $T_2 \equiv \tau_0$ and $T_3 \equiv \tau_1$ under $0S^2$ move.

3 A particular arrangement of circles

Let \mathcal{U} denote an oriented unit circle of center O in the Euclidean space. We shall refer to this circle as *reference circle*. Throughout this paper, we let \mathfrak{C} denote a finite family of circles with radius $r > 1$ and centered at the border of \mathcal{U} . We additionally impose that circles in \mathfrak{C} are congruent and non-concentric. We let \mathcal{C}_n , $n > 0$, denote a circle in \mathfrak{C} , of center C_n , and we refer to the interior of that circle as \mathcal{D}_n , i.e., the closed disk bounded by that circle.

Let $n > 0$, we say that n circles are in general arrangement when

- they intersect pairwise, that is, if no two of them are tangent and none of them lies entirely within or outside of another one;
- no three of them share a common point.

Circles in general arrangement divide the plane into a maximum number of regions that is given by

$$P(n) = n^2 - n + 2. \quad (13)$$

For $n = 1, 2, 3, \dots$ formula (13) gives 2, 4, 8, 14, 22, 32, 44, 58, \dots (sequence [A0142016](#)).

The aim of the present section is to show that the circles in \mathfrak{C} are in general arrangement. We begin with the following classic result.

Theorem 15 ([4, p. 96]). *The perpendicular bisector of a chord passes through the center of the circle.*

Proof. An elegant proof is to consider the chord of the circle to be the side of an arbitrary inscribed triangle whose three perpendicular bisectors must intersect in one point, the center of the circle. \square

Proposition 16. *Given three circles in \mathfrak{C} , exactly one of the intersection points of the two circles lies at the interior of the third circle.*

Proof. Let \mathcal{C}_1 and \mathcal{C}_2 denote the two circles, and let I and I' be their intersection points. The circles are the mirror-image symmetry of each other and whose line of symmetry is (II') . At this stage, the points I, O, I' are, in this order, collinear since the line (II') is also the perpendicular bisector of the chord $[C_1C_2]$ (see [Figure 15](#)). The same scheme applies when we add a third circle \mathcal{C}_3 . Let (Δ) denote the line of symmetry of the circles \mathcal{C}_1 and \mathcal{C}_3 . The line (Δ) passes through O so that the points I and I' are in either side of (Δ) . Now, owing to the property of the reflection with respect to the line (Δ) , only one of I or I' is contained in \mathcal{C}_3 . \square

Proposition 17. *Given three circles in \mathfrak{C} , an intersection point lies at the interior of the circle centered at the same region that is bounded by the secant which joins the centers of the other two circles.*

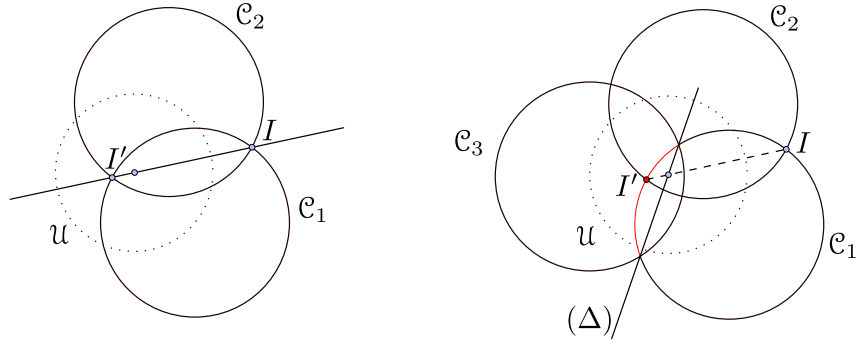


Figure 15: The circle \mathcal{C}_3 contains one of the intersection points of the circles \mathcal{C}_1 and \mathcal{C}_2 .

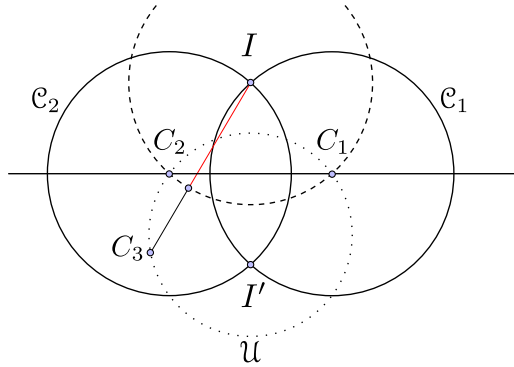


Figure 16: Circle centered at C_3 only contains the nearest intersection point of the circle \mathcal{C}_1 and \mathcal{C}_2 .

Proof. Without loss of generality, we assume that we have the arrangement of circles as illustrated in Figure 16. Let the secant (C_1C_2) which joins the center of the circles \mathcal{C}_1 and \mathcal{C}_2 divides the reference circle into two oriented arcs, and let I, I' be the corresponding intersections. This secant also divides the plane into two regions such that each of them contains one intersection point of these two circles. Let the third circle \mathcal{C}_3 be centered at $\widehat{C_2C_1}$. We clearly see that $C_3I > r$. Since an intersection point has to lie in the interior of \mathcal{C}_3 , then the only candidate must be I' which is located at the same region as $\widehat{C_2C_1}$. \square

Notice that the result remains valid when the centers of the two circles are antipodal.

Theorem 18. *No three circles in \mathfrak{C} share a common point.*

Proof. If three circles in \mathfrak{C} share a common point, then their centers are respectively equidistant to this same point. Necessarily we have $r = 1$, which is a contradiction. \square

Definition 19. Let $\mathfrak{C}_n := \{\mathcal{C}_1, \mathcal{C}_2, \mathcal{C}_3, \dots, \mathcal{C}_n\}$, $n > 1$, with the circles being arranged in counter-clockwise ascending order with respect to their index. A *lune* [2] is the region – the crescent-shaped slice – delimited by $\mathcal{D}_i \setminus \mathcal{D}_{i-1}$, i.e., the region inside one but outside the other. There are n lunes in this arrangement, namely $\mathcal{D}_i \setminus \mathcal{D}_{i-1}$ for $i = 2, \dots, n$ and

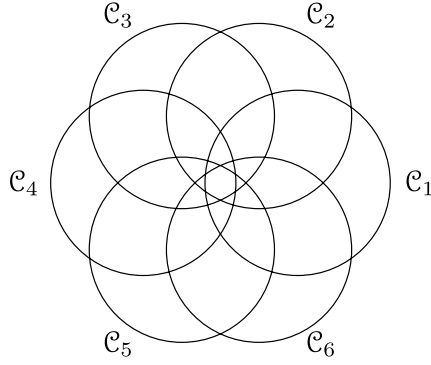


Figure 17: A rosette of 6 circles

$\mathcal{D}_1 \setminus \mathcal{D}_n$. The condition we impose on the arrangement of circles is to ensure no circles are centered along the arc $\overline{C_i C_{i-1}}$.

Proposition 20. *No arc of circles meet inside a lune.*

Proof. Let k and ℓ be two nonnegative integers such that $k < \ell$, and assume in the contrary that there exist a lune $\mathcal{D}_i \setminus \mathcal{D}_{i-1}$ that contains one of the intersection points of \mathcal{C}_k and \mathcal{C}_ℓ . Then the opposite intersection lies inside the circle \mathcal{C}_{i-1} by [Proposition 16](#). Now, $\mathcal{C}_k \in \mathcal{D}_i \setminus \mathcal{D}_{i-1}$ means that $\mathcal{C}_k \in \mathcal{D}_i$, i.e., by [Proposition 17](#), the circle \mathcal{C}_i is either centered at the arc $\overline{C_k C_\ell}$ or $\overline{C_\ell C_k}$. In any of these cases, one of the circle \mathcal{C}_k or \mathcal{C}_ℓ is located along the arc $\overline{C_i C_{i-1}}$, which is not conform to the definition of a lune. \square

Corollary 21. *Let $n \geq 2$. Then each lune are divided into $n - 1$ region.*

Proof. The border of a lune contains the two intersection points of its two circles. Therefore, there are $n - 2$ circles that must contain one of these intersection points, and leaving at the same time $n - 2$ non-crossing arcs through the lune. Consequently, the lune is divided into $n - 1$ regions. \square

Corollary 22. *Let $n \geq 1$. The circles in \mathfrak{C}_n divide the plane into $n^2 - n + 2$ regions.*

Proof. There are n lunes on the plane, each of which consists of $n - 1$ regions. Then, the total regions is $n(n - 1)$ plus the outer region – the plane itself – and the central “hole”, i.e., the intersection of the interiors of all the circles in \mathfrak{C}_n . Therefore, there are in sum $n(n - 1) + 2$ regions. \square

We conclude that the circles in \mathfrak{C}_n are in general arrangement. If the centers describe a regular polygon, then we call the motif defined by \mathfrak{C}_n a *circular rosette*. Rosin [\[15\]](#) defines the circular rosette as a geometrical figure formed by taking copies of a circle and rotating them about a point – the rosette’s center. For example, we draw a circular rosette made up from 6 circles in [Figure 17](#). The number of regions defined by these 6 circles is then $P(6) = 32$.

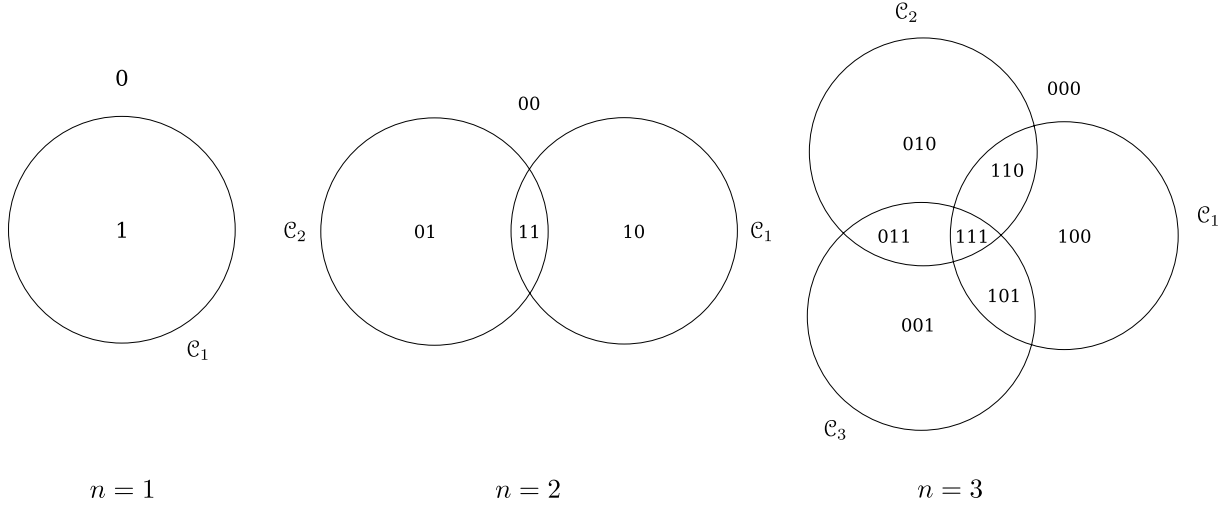


Figure 18: The encodings of the partition of the plane defined by n circles, $n = 1, 2, 3$.

4 Encoding the partition of the plane

We consider the binary alphabet $\{0, 1\}$, and we let \mathcal{P}_n define the set of words of length n defined over the alphabet $\{0, 1\}$ such that a word $\pi \in \mathcal{P}_n$ encodes a region of the plane described by the rosette of n circles. The usual operation of words is the *concatenation*, that is, writing words as a compound. If we write a word as $\pi = \sigma_1\sigma_2 \cdots \sigma_n$, then the bit $\sigma_i = 1$ (resp. $\sigma_i = 0$) indicates that the concerned region lies inside (resp. outside) the i -th circle. Moreover, we associate the plane without circles with the empty word ε . For $n = 1, 2, 3$ we encode the regions of the plane as in [Figure 18](#).

Proposition 23. *Let \mathcal{L}_i denote the set of words associated with the regions of the lune $\mathcal{D}_i \setminus \mathcal{D}_{i-1}$. Then a word $\pi_{i,j}$ in the set \mathcal{L}_i is of the form*

$$\pi_{i,j} = \sigma_1\sigma_2 \cdots \sigma_{i-1}\sigma_i \cdots \sigma_n, \quad 0 \leq j \leq n-2$$

where

$$\begin{cases} \sigma_i = \sigma_{i+1} = \cdots = \sigma_{i+j} = 1, & \text{if } i+j \leq n, \\ \sigma_i = \sigma_{i+1} = \cdots = \sigma_n = \sigma_1 = \sigma_2 = \cdots = \sigma_{i+j-n} = 1, & \text{if } n < i+j \leq n+i-2, \\ \sigma_\ell = 0, & \text{elsewhere.} \end{cases}$$

Proof. Since there are $n-2$ arcs which pass through a lune, they are arranged with respect to the order of their center and divide the lune into $n-1$ regions (see [Figure 19](#)). A region belongs to the interior of the circle \mathcal{C}_j for each $j = i, i+1, \dots, n-1, n, 1, 2, \dots, i-2$. \square

Lemma 24. *Given the family \mathfrak{C}_n , by adding a new circle \mathcal{C}_{n+1} centered along the arc $\widehat{C_n C_1}$, we add a new lune $\mathcal{D}_1 \setminus \mathcal{D}_{n+1}$, and create a new region inside each already existing lune.*

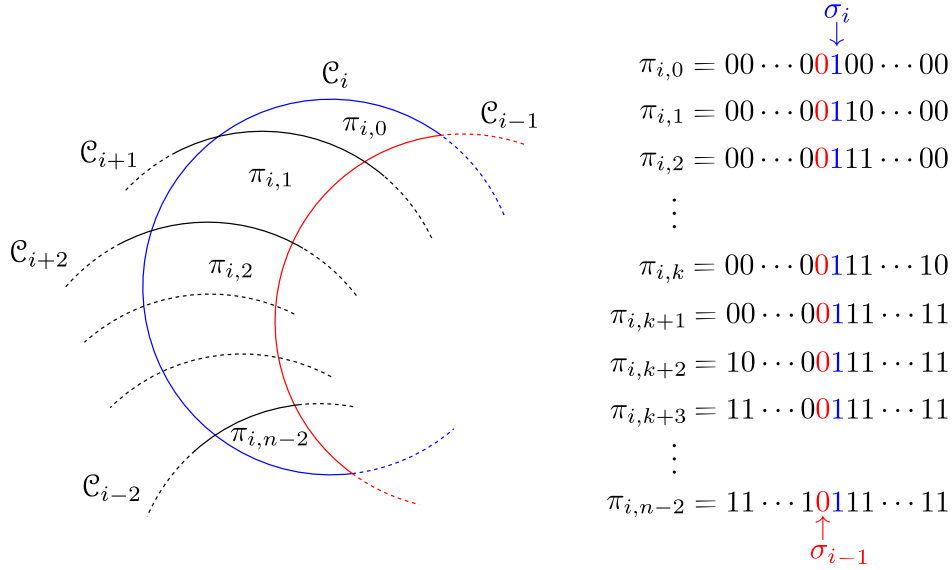


Figure 19: The encodings of the regions of the lune $\mathcal{D}_i \setminus \mathcal{D}_{i-1}$.

Proof. The new circle is centered at the arc $\widehat{C_n C_1}$, therefore, the new lune $\mathcal{C}_1 \setminus \mathcal{C}_{n+1}$ is created (see Figure 20). Since an arc of this circle does not intersect any other arc inside a lune, and since the interior of this circle has to contain an intersection point of each pair of the other circles, necessarily a new region is created inside each existing lune. \square

This lemma is the key ingredient in the following encoding formula.

Theorem 25. Let \mathcal{P}_n be the set of words encoding the regions of the rosette of n circles. The set \mathcal{P}_{n+1} can be constructed with the help of the encodings of the previous region as well as those of the new regions that is obtained from the insertion of the new circle \mathcal{C}_{n+1} . The set \mathcal{P}_{n+1} is constructed according as follows for $\pi = \sigma_1 \sigma_2 \cdots \sigma_n \in \mathcal{P}_n$.

1. If $\sigma_1 = 0$ then $\pi' = \pi 0 \in \mathcal{P}_{n+1}$.

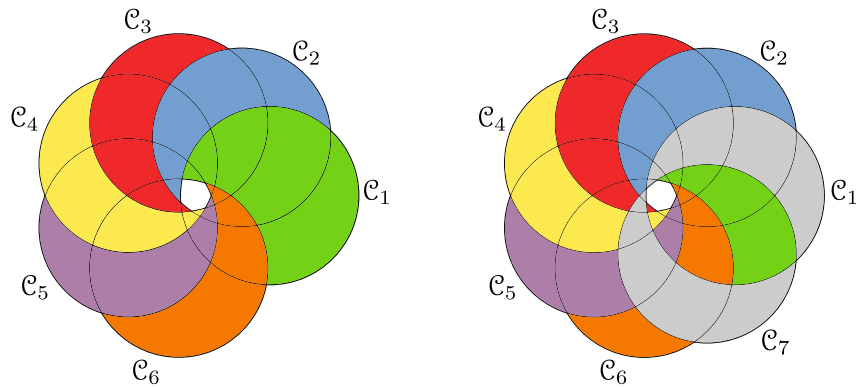


Figure 20: The insertion of a new circle creates a new lune and introduce one new region inside each of the previous lunes.

2. If $\sigma_1 = 1$ then $\pi' = \pi 1 \in \mathcal{P}_{n+1}$.

3. The additional regions are encoded by

$$\left\{ \begin{array}{l} 0111 \dots 111 \\ 0011 \dots 111 \\ 0001 \dots 111 \\ \vdots \\ 0000 \dots 011 \\ 0000 \dots 001 \end{array} \right. \quad \text{and} \quad \left\{ \begin{array}{l} 1000 \dots 000 \\ 1100 \dots 000 \\ 1110 \dots 000 \\ \vdots \\ 1111 \dots 100 \\ 1111 \dots 110 \end{array} \right.$$

Proof. First, note that the rules applies for the inner region $1 \dots 111$ and the outer region $0 \dots 000$. Now, adding a new circle introduced the new lune $\mathcal{D}_1 \setminus \mathcal{D}_{n+1}$ which is crossed by $n - 1$ arcs. The corresponding regions are therefore encoded by

$$\left\{ \begin{array}{l} 1000 \dots 000 \\ 1100 \dots 000 \\ 1110 \dots 000 \\ \vdots \\ 1111 \dots 100 \\ 1111 \dots 110 \end{array} \right.$$

The $(n + 1)$ -th circle also crosses all the previous lunes. Since $C_{n+1} \in \widehat{C_n C_1}$ and by [Lemma 24](#), some of the regions of these lunes lie inside the disk \mathcal{D}_{n+1} , and some are outside. Moreover, by the same [Lemma](#), one additional region appears inside each lune. So excluding the lune $\mathcal{D}_1 \setminus \mathcal{D}_{n+1}$, the encodings of regions of the current lunes are obtained by the following formula for each $i = 2, 3, \dots, n + 1$:

σ_1	σ_2	σ_3	\dots	σ_{i-2}	σ_{i-1}	σ_i	σ_{i+1}	σ_{i+2}	\dots	σ_{n-1}	σ_n	σ_{n+1}
0	0	0	\dots	0	0	1	0	0	\dots	0	0	0
0	0	0	\dots	0	0	1	1	0	\dots	0	0	0
0	0	0	\dots	0	0	1	1	1	\dots	0	0	0
\vdots	\vdots	\vdots	\vdots	\vdots	\vdots	\vdots	\vdots	\vdots	\ddots	\vdots	\vdots	\vdots
0	0	0	\dots	0	0	1	1	1	\dots	1	0	0
0	0	0	\dots	0	0	1	1	1	\dots	1	1	0
0	0	0	\dots	0	0	1	1	1	\dots	1	1	1
1	0	0	\dots	0	0	1	1	1	\dots	1	1	1
1	1	0	\dots	0	0	1	1	1	\dots	1	1	1
1	1	1	\dots	0	0	1	1	1	\dots	1	1	1
\vdots	\vdots	\vdots	\ddots	\vdots	\vdots	\vdots	\vdots	\vdots	\vdots	\vdots	\vdots	\vdots
1	1	1	\dots	1	0	1	1	1	\dots	1	1	1

Thus, letting $i = 2 \dots n + 1$, we identify the new regions inside each lune $\mathcal{D}_i \setminus \mathcal{D}_{i-1}$, namely

$$\left\{ \begin{array}{l} 0111 \dots 1111 \\ 0011 \dots 1111 \\ 0001 \dots 1111 \\ \vdots \\ 0000 \dots 0011 \\ 0000 \dots 0001. \end{array} \right.$$

We point out that in the previous calculation we do not consider the lune $\mathcal{D}_{n+1} \setminus \mathcal{D}_n$ as “new”, but rather as an “extension” of the previously lune $\mathcal{D}_1 \setminus \mathcal{D}_n$ as formulated by [Lemma 24](#). \square

In order to handle a more explicit encoding formula, we should introduce the following notation.

Notation 26. Define the n^{th} concatenation of a word w as

$$w^n = \underbrace{ww \dots w}_n,$$

with $w^1 = w$ and $w^0 = \varepsilon$.

We shall make extensive use of these operations throughout the rest of this paper. The next corollary now directly follows from [Theorem 25](#).

Corollary 27. *The partition of the plane divided by n circles is encoded as*

$$\mathcal{P}_1 = \{0, 1\}, \mathcal{P}_2 = \{00, 01, 10, 11\}, \mathcal{P}_n := \{0^n, 1^n\} \cup \mathcal{P}_n^{01} \cup \mathcal{P}_n^{10} \cup \mathcal{P}_n^{00} \cup \mathcal{P}_n^{11}, \quad n \geq 3 \quad (14)$$

where

$$\begin{aligned} \mathcal{P}_n^{00} &= \{0^k 1^{n-k} \mid 1 \leq k \leq n-1\}; \\ \mathcal{P}_n^{11} &= \{1^k 0^{n-k} \mid 1 \leq k \leq n-1\}; \\ \mathcal{P}_n^{01} &= \{0^k 1^{n-p-k} 0^p \mid 1 \leq p \leq n-2 \text{ and } 1 \leq k \leq n-p-1\}; \\ \mathcal{P}_n^{10} &= \{1^k 0^{n-p-k} 1^p \mid 1 \leq p \leq n-2 \text{ and } 1 \leq k \leq n-p-1\}. \end{aligned}$$

Proof. For $n = 1, 2$, we have the corresponding encodings as illustrated in [Figure 18](#), namely $\mathcal{P}_1 = \{0, 1\}$ and $\mathcal{P}_2 = \{00, 01, 10, 11\}$. For $n = 3$, we obtain $\mathcal{P}_3^{00} = \{011, 001\}$, $\mathcal{P}_3^{11} = \{110, 100\}$, $\mathcal{P}_3^{01} = \{010\}$, $\mathcal{P}_3^{10} = \{101\}$ and the inner plus the outer region $\{000, 111\}$. These results also match the encodings in [Figure 18](#).

Assume that the formula (14) holds when $n = \ell > 3$ and let us show that it still holds when $n = \ell + 1$. By [Theorem 25](#) and the induction hypothesis, we have

$$\mathcal{P}_{\ell+1} = \left(\mathcal{P}_\ell^{01} \cup \mathcal{P}_\ell^{00} \cup \{0^\ell\} \right) 0 \cup \left(\mathcal{P}_\ell^{10} \cup \mathcal{P}_\ell^{11} \cup \{1^\ell\} \right) 1 \cup \mathcal{P}_{\ell+1}^{00} \cup \mathcal{P}_{\ell+1}^{11},$$

where

$$\begin{aligned}\mathcal{P}_\ell^{0^1 0} &= \{0^k 1^{\ell-p-k} 0^{p+1} \mid 1 \leq p \leq \ell-2 \text{ and } 1 \leq k \leq \ell-p-1\} \\ &= \{0^k 1^{\ell-\widehat{p}+1-k} 0^{\widehat{p}} \mid 2 \leq \widehat{p} \leq \ell-1 \text{ and } 1 \leq k \leq \ell-\widehat{p}\}\end{aligned}$$

and

$$\mathcal{P}_\ell^{0^0 0} = \{0^k 1^{\ell-k} 0 \mid 1 \leq k \leq \ell-1\}.$$

We deduce that

$$\begin{aligned}\mathcal{P}_\ell^{0^0 0} \cup \mathcal{P}_\ell^{0^1 0} &= \{0^k 1^{\ell-\widehat{p}+1-k} 0^{\widehat{p}} \mid 1 \leq \widehat{p} \leq \ell-1 \text{ and } 1 \leq k \leq \ell-\widehat{p}\} \\ &= \mathcal{P}_{\ell+1}^{0^1}.\end{aligned}$$

Correspondingly, we have

$$\begin{aligned}\mathcal{P}_\ell^{1^1 1} \cup \mathcal{P}_\ell^{1^0 1} &= \{1^k 0^{\ell-\widehat{p}+1-k} 1^{\widehat{p}} \mid 1 \leq \widehat{p} \leq \ell-1 \text{ and } 1 \leq k \leq \ell-\widehat{p}\} \\ &= \mathcal{P}_{\ell+1}^{1^0}.\end{aligned}$$

Since $\{0^\ell\} 0 = \{0^{\ell+1}\}$ and $\{1^\ell\} 1 = \{1^{\ell+1}\}$, we finally have

$$\mathcal{P}_{\ell+1} = \mathcal{P}_{\ell+1}^{0^1} \cup \mathcal{P}_{\ell+1}^{1^0} \cup \mathcal{P}_{\ell+1}^{0^0} \cup \mathcal{P}_{\ell+1}^{1^1} \cup \{0^{\ell+1}, 1^{\ell+1}\}.$$

□

Corollary 28. For $n \geq 1$, we recursively define \mathcal{P}_{n+1} as follows.

$$\mathcal{P}_{n+1} = \{0^{n+1}, 1^{n+1}\} \cup \left(\bigcup_{p=0}^{n-1} \mathcal{P}_{n-p+1}^{0^0} 0^p \right) \cup \left(\bigcup_{p=0}^{n-1} \mathcal{P}_{n-p+1}^{1^1} 1^p \right). \quad (15)$$

Proof. When $n = 1$, we have

$$\begin{aligned}\mathcal{P}_2 &= \{0^2, 1^2\} \cup \left(\bigcup_{p=0}^0 \mathcal{P}_{1-p+1}^{0^0} 0^p \right) \cup \left(\bigcup_{p=0}^{1-1} \mathcal{P}_{n-p+1}^{1^1} 1^p \right) \\ &= \{00, 11, 01, 10\}.\end{aligned}$$

Now let $n \geq 2$. By [Corollary 27](#), we may combine the pairs $\mathcal{P}_{n+1}^{0^0}$, $\mathcal{P}_{n+1}^{0^1}$ and $\mathcal{P}_{n+1}^{1^0}$, $\mathcal{P}_{n+1}^{1^1}$ as

$$\begin{aligned}\mathcal{P}_{n+1}^{0^0} \cup \mathcal{P}_{n+1}^{0^1} &= \{0^k 1^{n-p-k+1} 0^p \mid 0 \leq p \leq n-1 \text{ and } 1 \leq k \leq n-p\} \\ &= \bigcup_{p=0}^{n-1} \mathcal{P}_{n-p+1}^{0^0} 0^p\end{aligned}$$

and

$$\begin{aligned}\mathcal{P}_{n+1}^{1^0} \cup \mathcal{P}_{n+1}^{1^1} &= \{1^k 0^{n-p-k+1} 1^p \mid 0 \leq p \leq n-1 \text{ and } 1 \leq k \leq n-p\} \\ &= \bigcup_{p=0}^{n-1} \mathcal{P}_{n-p+1}^{1^1} 1^p.\end{aligned}$$

We conclude by writing

$$\mathcal{P}_{n+1} = \{0^{n+1}, 1^{n+1}\} \cup (\mathcal{P}_{n+1}^{00} \cup \mathcal{P}_{n+1}^{01}) \cup (\mathcal{P}_{n+1}^{10} \cup \mathcal{P}_{n+1}^{11}).$$

□

Remark 29 (Lang [12]). A sequence $a = a_0, a_1, \dots, a_{n-1}$ with $a_i \in \{0, 1\}$, $i = 0, \dots, n-1$ is called a 0-1-sequence. A 0-1-sequence is called *bitonic* [3], if it contains at most two changes between 0 and 1, i.e., if there exist subsequence lengths $k, m \in \{1, \dots, n\}$ such that

$$\begin{aligned} a_0, \dots, a_{k-1} = 0, \quad a_k, \dots, a_{m-1} = 1, \quad a_m, \dots, a_{n-1} = 0 \text{ or} \\ a_0, \dots, a_{k-1} = 1, \quad a_k, \dots, a_{m-1} = 0, \quad a_m, \dots, a_{n-1} = 1. \end{aligned}$$

It follows that the set \mathcal{P}_{n+1} as defined in formulas (14) and (15) is exactly the set of binary bitonic sequences of length $n+1$. The cardinal of such set is known in the OEIS as [A014206](#)(n) = $n^2 + n + 2$. Indeed, since $\{0^\ell, 1^n\} \cap \mathcal{P}_\ell^{01} \cap \mathcal{P}_\ell^{10} \cap \mathcal{P}_\ell^{00} \cap \mathcal{P}_\ell^{11} = \emptyset$ for any nonnegative number ℓ , then from formula (15) we verify that

$$\begin{aligned} \#\mathcal{P}_{n+1} &= \#\{0^{n+1}, 1^{n+1}\} + \sum_{p=0}^{n-1} \#\mathcal{P}_{n-p+1}^{00} 0^p + \sum_{p=0}^{n-1} \#\mathcal{P}_{n-p+1}^{11} 1^p \\ &= 2 + 2 \sum_{p=0}^{n-1} (n-p) \\ &= n^2 + n + 2, \quad n \geq 1. \end{aligned}$$

This formula is actually still valid for $n = 0$ since $\#\mathcal{P}_1 = 2$. The value $\#\mathcal{P}_{n+1}$ describes the maximal number of regions into which the plane is divided by $n+1$ circles in general arrangement. But recall on the other hand that it is also the number of 2-states that is obtained by splitting the crossings of the n -twist knot. The following section is motivated with this enumeration.

5 Encoding the states of the twist knot

In the present section, we associate as well a state of a n -crossing knot with a length n binary word. If we initially fix the order of splits, then the word $\omega_n = \sigma_1 \sigma_2 \cdots \sigma_n$ relates the split we have applied at each crossing. The bit $\sigma_i = 0$ corresponds to an A -split at the i -th crossing, while $\sigma_i = 1$ corresponds to a B -split. As an illustration, we consider the states of the trefoil τ_1 (3 crossings) in [Figure 21](#).

We impose from here that the first two splits are always those of the link part for the twist knot. The order of these splits does not matter since the results are 00, 01, 10 and 11. Besides, we always proceed by splitting the leftmost crossing for the twist loop, and for the foil knot, the split would start with an arbitrary crossing and followed with the first-nearest clockwise one.

Let \mathbb{T}_n denote the set of encodings of the n -twist knot. Thus, \mathbb{T}_n actually consists of a set of words of length $n+2$. It would cause no confusion if we take into account that

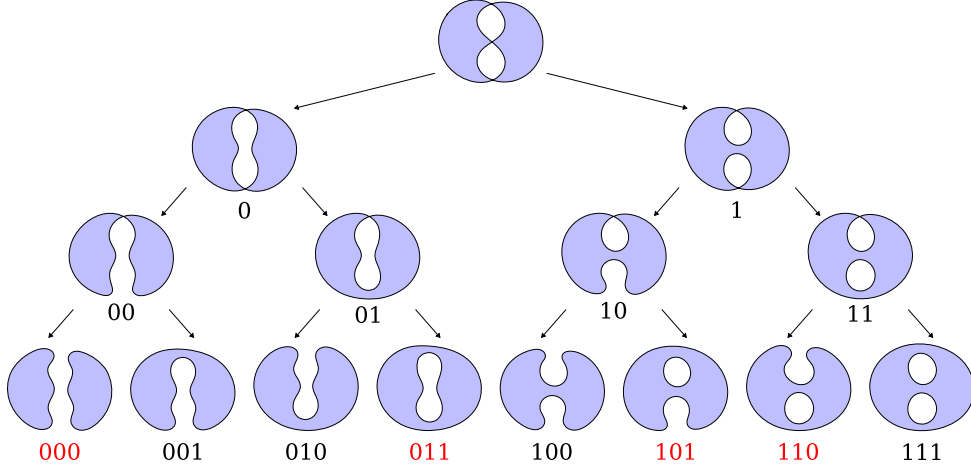


Figure 21: The states of the trefoil knot and the associated encodings.

the n -twist knot is, recall it, associated with the number of its half-twists (here n). For instance, the corresponding set associated with the trefoil τ_1 in Figure 21 is given by

$$\mathbb{T}_1 = \{000, 001, 010, 011, 100, 101, 110, 111\}.$$

Let on the other hand \mathbb{F}_n and \mathbb{T}_n respectively denote the set of encodings of the n -foil and the n -twist loop. The split of the link part suggests the following formula

$$\mathbb{T}_n := 00\mathbb{T}_n \cup 01\mathbb{F}_n \cup 10\mathbb{F}_n \cup 11\mathbb{F}_n, \quad n \geq 0$$

with obviously

$$01\mathbb{F}_n \cap 10\mathbb{F}_n \cap 00\mathbb{T}_n \cap 11\mathbb{T}_n = \emptyset.$$

Referring back to Figure 8, it is immediate to notice that for $n = 0$, we have

$$\mathbb{T}_0 := \{00, 01, 10, 11\},$$

so that $\mathbb{T}_0 = \mathbb{F}_0 = \{\varepsilon\}$.

Remark 30. If we let $\mathbb{T}_{n,k}$, $\mathbb{F}_{n,k}$ and $\mathbb{T}_{n,k}$ respectively denote the subset of \mathbb{T}_n , \mathbb{F}_n and \mathbb{T}_n which represent the encodings of a k -state, then we have

$$\mathbb{T}_{n,k} := 00\mathbb{T}_{n,k} \cup 01\mathbb{F}_{n,k} \cup 10\mathbb{F}_{n,k} \cup 11\mathbb{F}_{n,k-1}, \quad n \geq 0. \quad (16)$$

The last factor in the right side is expressed with the 1-state because it coincides with the states of the disjoint union of a resulting unknot – now counted as one component – and the n -foil. Moreover

$$\bigcap_{i>0} \mathbb{T}_{n,i} = \bigcap_{j>0} \mathbb{F}_{n,j} = \bigcap_{k>0} \mathbb{T}_{n,k} = \emptyset, \quad (17)$$

since the states are obtained from a full binary tree. The index i , j and k in (17) are respectively supposed to follow the range defined in (4), (7) and (9). Consequently,

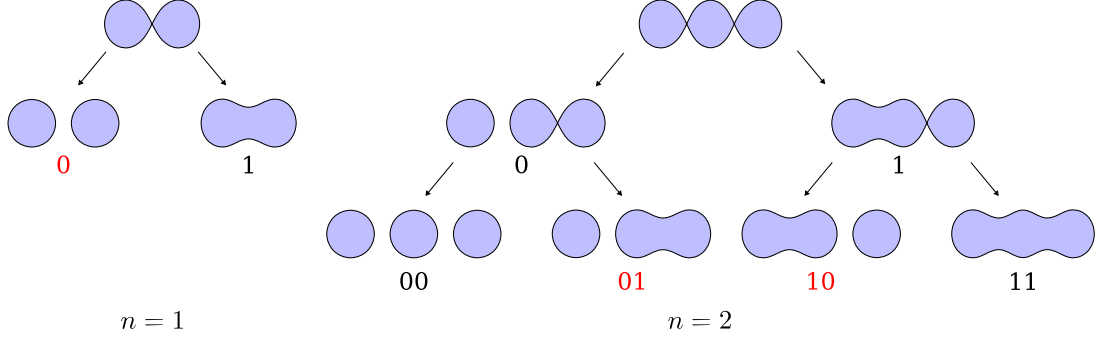


Figure 22: The states of the n -twist loop, $n = 1, 2$.

depending on the context, we refer to the empty word when we denote a state of a specified number of components. For instance, we write $F_{0,1} = \emptyset$ whereas $F_{0,2} = \{\varepsilon\}$ because the knot F_0 consists of two components.

Since we are particularly interested in the class of the 2-state, then by [Figure 9](#) and formula [\(16\)](#) we write

$$\mathsf{T}_{0,2} := \{01, 10\}, \quad \mathsf{T}_{n,2} := 00\mathsf{T}_{n,2} \cup 01\mathsf{F}_{n,2} \cup 10\mathsf{F}_{n,2} \cup 11\mathsf{F}_{n,1}, \quad n \geq 1$$

Here we have necessarily $\mathsf{T}_{0,2} = \mathsf{F}_{0,1} = \emptyset$ as mentioned in [Remark 30](#).

Lemma 31. *For $n \geq 1$, we have*

$$\mathsf{F}_{n,1} = \mathsf{T}_{n,2}.$$

Proof. First of all, notice that they have the same cardinality. Referring back to formulas [\(4\)](#) and [\(7\)](#), we have $\#\mathsf{F}_{n,1} = \#\mathsf{T}_{n,2} = \binom{n}{1}$. For both knots, we have to choose one crossing at which we perform an A -split. We then have perform a B -split at the remaining crossings. So the encodings must be the same. \square

Henceforth, let us adopt the following notation: $\mathsf{T}_{n,2} = \mathfrak{T}_n$, $\mathsf{T}_{n,2} = \mathcal{T}_n$ and $\mathsf{F}_{n,2} = \mathcal{F}_n$. Taking into consideration [Lemma 31](#), we now write

$$\mathfrak{T}_0 := \{01, 10\}, \quad \mathfrak{T}_n := 01\mathcal{F}_n \cup 10\mathcal{F}_n \cup 00\mathcal{T}_n \cup 11\mathcal{T}_n, \quad n \geq 1. \quad (18)$$

Proposition 32. *The set of 2-states of the n -twist loop is*

$$\mathcal{T}_0 := \emptyset, \quad \mathcal{T}_1 := \{0\}, \quad \mathcal{T}_n := \{1^k 0 1^{n-k-1} \mid 0 \leq k \leq n-1\}, \quad n \geq 2. \quad (19)$$

Proof. When $n = 1$, there is only one possibility to obtain a 2-state for the knot \mathcal{T}_1 , namely an A -split. Thus $\mathcal{T}_1 := \{0\}$. When $n = 2$, we have $\mathcal{T}_2 := \{01, 10\}$ (see [Figure 22](#)).

Assume that formula [\(19\)](#) holds when $n = \ell > 2$ and let us show that it still holds when $n = \ell + 1$. When we split the leftmost crossing of the $(\ell + 1)$ -twist loop, we obtain either a disjoint union of the unknot and a ℓ -twist loop, or simply a ℓ -twist loop (see [Figure 11](#)).

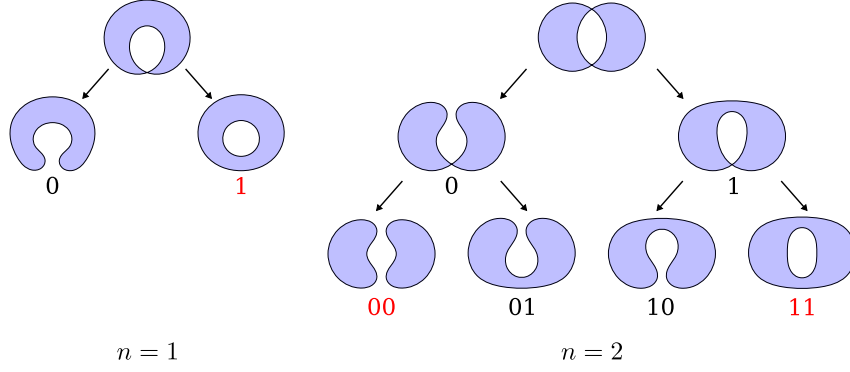


Figure 23: The states of the n -foil, $n = 1, 2$.

The first case corresponds to an A -split, and in order to end up to two components, we must apply a B -split a each of the crossings of the ℓ -twist loop part. Therefore we have

$$\mathcal{T}_{\ell+1} = 0 \{1^\ell\} \cup 1\mathcal{T}_\ell.$$

From the induction hypothesis we write

$$\begin{aligned} \mathcal{T}_{\ell+1} &= \{01^\ell\} \cup \{11^k 01^{\ell-k-1} \mid 0 \leq k \leq \ell - 1\} \\ &= \{01^\ell\} \cup \{1^{\hat{k}} 01^{\ell-\hat{k}} \mid 1 \leq \hat{k} \leq \ell\} \\ &= \{1^{\hat{k}} 01^{\ell-\hat{k}} \mid 0 \leq \hat{k} \leq \ell\}. \end{aligned}$$

□

Proposition 33. *The encodings of 2-states associated with the n -foil is recursively given by*

$$\mathcal{F}_0 = \{\varepsilon\}, \mathcal{F}_1 = \{1\}, \mathcal{F}_n = 0\mathcal{T}_{n-1} \cup 1\mathcal{F}_{n-1}, \quad n \geq 2. \quad (20)$$

Moreover, for $n \geq 2$, we define the set \mathcal{F}_n by

$$\mathcal{F}_n := \{1^p 01^k 01^{n-p-k-2} \mid 0 \leq p \leq n-2 \text{ and } 0 \leq k \leq n-p-2\} \cup \{1^n\}. \quad (21)$$

Proof. When $n = 1$, an A -split produces one 1-state whereas a B -split produces one 2-state. Accordingly, we have $\mathcal{F}_1 = \{1\}$ (see [Figure 23](#)).

When $n \geq 2$, recall that the generating polynomial of the n -foil is given by

$$F_n(x) = T_{n-1}(x) + F_{n-1}(x).$$

The first term in the right side is associated with an A -split and the second term with a B -split. Expressing such polynomial in terms of the class of the 2-state, we have

$$\mathcal{F}_n = 0\mathcal{T}_{n-1} \cup 1\mathcal{F}_{n-1}.$$

Let us now use induction to prove that formula (21) holds. When $n = 2$, the boundaries $0 \leq p \leq 2 - 2$ and $0 \leq k \leq 2 - p - 2$ imply

$$\mathcal{F}_2 = \{00, 11\}.$$

By Figure 23, we have $\mathcal{F}_3 = \{00, 01, 10, 11\}$ where the subset $\{00, 11\}$ corresponds to two consecutive A -splits and two consecutive B -splits.

Let $\ell \in \mathbb{N}$ be given, and assume that the formula (21) holds for $n = \ell$. From the recurrence (20), we write

$$\mathcal{F}_{\ell+1} = 1\mathcal{F}_\ell \cup 0\mathcal{T}_\ell.$$

By the induction hypothesis, we have

$$0\mathcal{T}_\ell := \{01^k 01^{\ell-k-1} \mid 0 \leq k \leq \ell - 1\} \quad (22)$$

and

$$\begin{aligned} 1\mathcal{F}_\ell &:= \{1^{p+1} 01^k 01^{\ell-p-k-2} \mid 0 \leq p \leq \ell - 2 \text{ and } 0 \leq k \leq \ell - p - 2\} \cup \{11^\ell\} \\ &= \{1^{\hat{p}} 01^k 01^{\ell-\hat{p}-k-1} \mid 1 \leq \hat{p} \leq \ell - 1 \text{ and } 0 \leq k \leq \ell - \hat{p} - 1\} \cup \{1^{\ell+1}\}. \end{aligned} \quad (23)$$

Combining (22) and (23) we get

$$\mathcal{F}_{\ell+1} = \{1^{\hat{p}} 01^k 01^{\ell-\hat{p}-k-1} \mid 0 \leq \hat{p} \leq \ell - 1 \text{ and } 0 \leq k \leq \ell - \hat{p} - 1\} \cup \{1^{\ell+1}\}.$$

□

Lemma 34. *When $n \geq 1$, we have*

$$\mathfrak{T}_{n+1} = (011\mathcal{F}_n \cup 101\mathcal{F}_n \cup 010\mathcal{T}_n \cup 100\mathcal{T}_n) \cup 00\mathcal{T}_{n+1} \cup 11\mathcal{T}_{n+1}.$$

Proof. Taking into consideration formula (20), we have

$$\begin{aligned} \mathfrak{T}_{n+1} &= 01\mathcal{F}_{n+1} \cup 10\mathcal{F}_{n+1} \cup 00\mathcal{T}_{n+1} \cup 11\mathcal{T}_{n+1} \\ &= 01(0\mathcal{T}_n \cup 1\mathcal{F}_n) \cup 10(0\mathcal{T}_n \cup 1\mathcal{F}_n) \cup 00\mathcal{T}_{n+1} \cup 11\mathcal{T}_{n+1} \\ &= (011\mathcal{F}_n \cup 101\mathcal{F}_n \cup 010\mathcal{T}_n \cup 100\mathcal{T}_n) \cup 00\mathcal{T}_{n+1} \cup 11\mathcal{T}_{n+1}. \end{aligned}$$

□

Corollary 35. *Let $\omega \in \mathfrak{T}_n$ such that ω is a compound of a prefix $\alpha \in \{00, 01, 10, 11\}$ and a factor β from either \mathcal{F}_n or \mathcal{T}_n . Let \mathbf{p} be a transformation defined as follows.*

$$\mathbf{p}(01) = 011, \quad \mathbf{p}(10) = 101, \quad \mathbf{p}(00) = 010 \text{ and } \mathbf{p}(11) = 100.$$

We also define a map ψ which operates on the suffix of a word in \mathfrak{T}_n ,

$$\begin{aligned} \psi : \mathfrak{T}_n &\longrightarrow \{0, 1\}^{n+1} := \{\sigma_1 \sigma_2 \cdots \sigma_n \sigma_{n+1} \mid \sigma_i \in \{0, 1\}\} \\ \omega = \alpha\beta &\longmapsto \psi(\omega) = \mathbf{p}(\alpha)\beta, \text{ with } \alpha \in \{00, 01, 10, 11\}. \end{aligned}$$

Then we have

$$\mathfrak{T}_{n+1} = \psi(\mathfrak{T}_n) \cup (00\mathcal{T}_{n+1} \cup 11\mathcal{T}_{n+1}). \quad (24)$$

Proof. Notice that the map ψ is injective. Indeed, for ω and ω' in \mathfrak{T}_n the equality $\psi(\omega) = \psi(\omega')$ is word equality, i.e., both side are considered equal only if they are made up of the same number of letter and the same letters at identical positions. It follows that $\omega = \omega'$. Now consider the restriction of the set \mathfrak{T}_{n+1} to $011\mathcal{F}_n \cup 101\mathcal{F}_n \cup 010\mathcal{T}_n \cup 100\mathcal{T}_n$. It is clear that the map λ defined as follows is a bijection.

$$\begin{aligned} \lambda : 01\mathcal{F}_n \times 10\mathcal{F}_n \times 00\mathcal{T}_n \times 11\mathcal{T}_n &\longrightarrow 011\mathcal{F}_n \times 101\mathcal{F}_n \times 010\mathcal{T}_n \times 100\mathcal{T}_n \\ (01\beta_1, 10\beta_2, 00\beta_3, 11\beta_4) &\longmapsto (011\beta_1, 101\beta_2, 010\beta_3, 100\beta_4). \end{aligned}$$

Since $01\mathcal{F}_n \cap 10\mathcal{F}_n \cap 00\mathcal{T}_n \cap 11\mathcal{T}_n = \emptyset$, it follows immediately that

$$\psi(\mathfrak{T}_n) = 011\mathcal{F}_n \cup 101\mathcal{F}_n \cup 010\mathcal{T}_n \cup 100\mathcal{T}_n,$$

and we conclude by [Lemma 34](#). □

Example 36. Consider the set $\mathfrak{T}_1 = \{\mathbf{000}, \mathbf{011}, \mathbf{101}, \mathbf{110}\}$. We have

$$\psi(\mathfrak{T}_1) = \{\mathbf{0100}, \mathbf{0111}, \mathbf{1011}, \mathbf{1000}\}$$

and

$$\mathcal{T}_2 = \{01, 10\}.$$

Then applying formula (24), we have

$$\mathfrak{T}_2 = \{0100, 0111, 1011, 1000, 0001, 0010, 1101, 1110\}.$$

Proposition 37. When $n \geq 1$, the set \mathfrak{T}_n is obtained by the formula

$$\mathfrak{T}_n = \psi^n(\{01, 10\}) \cup \left(\bigcup_{p=0}^{n-1} \psi^p(00)\mathcal{T}_{n-p} \right) \cup \left(\bigcup_{p=0}^{n-1} \psi^p(11)\mathcal{T}_{n-p} \right), \quad (25)$$

where $\psi^n = \psi \circ \psi \circ \dots \circ \psi$ and $\psi^0 = Id$.

Proof. Let us use induction to prove that formula (25) holds for any $n \geq 1$.

When $n = 1$, we have

$$\begin{aligned} \mathfrak{T}_1 &= \psi^1(\{01, 10\}) \cup \left(\bigcup_{p=0}^0 \psi^p(00)\mathcal{T}_{1-p} \right) \cup \left(\bigcup_{p=0}^0 \psi^p(11)\mathcal{T}_{1-p} \right) \\ &= \{011, 101, 000, 110\}. \end{aligned}$$

Assume that the identity holds until $n = \ell > 1$ and let us show that it still holds when $n = \ell + 1$. Formula (24) allows us to write $\mathfrak{T}_{\ell+1}$ as follows.

$$\begin{aligned} \mathfrak{T}_{\ell+1} &= \psi(\mathfrak{T}_\ell) \cup 00\mathcal{T}_{\ell+1} \cup 11\mathcal{T}_{\ell+1} \\ &= \psi(\mathfrak{T}_\ell) \cup \psi^0(00)\mathcal{T}_{\ell+1} \cup \psi^0(11)\mathcal{T}_{\ell+1}, \end{aligned}$$

where \mathfrak{T}_ℓ is given by the induction hypothesis, i.e.,

$$\begin{aligned}\psi(\mathfrak{T}_\ell) &= \psi \left(\psi^\ell(\{01, 10\}) \cup \left(\bigcup_{p=0}^{\ell-1} \psi^p(00)\mathcal{T}_{\ell-p} \right) \cup \left(\bigcup_{p=0}^{\ell-1} \psi^p(11)\mathcal{T}_{\ell-p} \right) \right) \\ &= \psi^{\ell+1}(\{01, 10\}) \cup \left(\bigcup_{p=0}^{\ell-1} \psi^{p+1}(00)\mathcal{T}_{\ell-p} \right) \cup \left(\bigcup_{p=0}^{\ell-1} \psi^{p+1}(11)\mathcal{T}_{\ell-p} \right).\end{aligned}$$

Thus

$$\begin{aligned}\mathfrak{T}_{\ell+1} &= \psi^{\ell+1}(\{01, 10\}) \cup \left(\bigcup_{p=0}^{\ell-1} \psi^{p+1}(00)\mathcal{T}_{\ell-p} \right) \cup \psi^0(00)\mathcal{T}_{\ell+1} \cup \left(\bigcup_{p=0}^{\ell} \psi^{p+1}(11)\mathcal{T}_{\ell-p} \right) \\ &\quad \cup \psi^0(11)\mathcal{T}_{\ell+1} \\ &= \psi^{\ell+1}(\{01, 10\}) \cup \left(\bigcup_{p=0}^{\ell} \psi^p(00)\mathcal{T}_{\ell-p+1} \right) \cup \left(\bigcup_{p=0}^{\ell} \psi^p(11)\mathcal{T}_{\ell-p+1} \right).\end{aligned}$$

□

We might also take advantage of the definition of the map ψ as follows.

Alternative proof of Proposition 37. For $p \in \mathbb{N}^*$, the map ψ have the following properties:

$$\psi^p(01) = 011^p, \quad \psi^p(10) = 101^p, \quad \psi^p(00) = 011^{p-1}0 \quad \text{and} \quad \psi^p(11) = 101^{p-1}0. \quad (26)$$

Now recall the recurrence which link \mathcal{F}_n with \mathcal{T}_{n-1}

$$\mathcal{F}_0 = \{\varepsilon\}, \quad \mathcal{F}_1 = \{1\}, \quad \mathcal{F}_n = 0\mathcal{T}_{n-1} \cup 1\mathcal{F}_{n-1}, \quad n \geq 2.$$

We can unfold this recurrence and rewrite \mathcal{F}_n as belows

$$\mathcal{F}_n = \{1^n\} \cup \left(\bigcup_{p=0}^{n-2} 1^p 0 \mathcal{T}_{n-p-1} \right), \quad n \geq 2.$$

Now, back to the decomposition of \mathfrak{T}_n , we have

$$\begin{aligned}\mathfrak{T}_n &= 01\mathcal{F}_n \cup 10\mathcal{F}_n \cup 00\mathcal{T}_n \cup 11\mathcal{T}_n \\ &= 01 \left(\{1^n\} \cup \left(\bigcup_{p=0}^{n-2} 1^p 0 \mathcal{T}_{n-p-1} \right) \right) \cup 10 \left(\{1^n\} \cup \left(\bigcup_{p=0}^{n-2} 1^p 0 \mathcal{T}_{n-p-1} \right) \right) \cup 00\mathcal{T}_n \cup 11\mathcal{T}_n \\ &= \{011^n, 101^n\} \cup \left(\bigcup_{p=0}^{n-2} 011^p 0 \mathcal{T}_{n-p-1} \right) \cup 00\mathcal{T}_n \cup \left(\bigcup_{p=0}^{n-2} 101^p 0 \mathcal{T}_{n-p-1} \right) \cup 11\mathcal{T}_n.\end{aligned}$$

We conclude by (26). □

As similar as the previous section, we have a recurrence formula, namely (25), which allows us to verify that

$$\begin{aligned} \#\mathfrak{T}_n &= \#\Psi^n(\{01, 10\}) + \sum_{p=0}^{n-1} \#\Psi^p(00)\mathfrak{T}_{n-p} + \sum_{p=0}^{n-1} \#\Psi^p(11)\mathfrak{T}_{n-p} \\ &= 2 + 2 \sum_{p=0}^{n-1} (n-p) \\ &= \text{A014206}(n). \end{aligned}$$

We confirm that the set \mathcal{P}_{n+1} and \mathfrak{T}_n have the same cardinality. The following section is then devoted to finding a bijection between these sets.

6 The bijection

Recall that

$$\mathfrak{T}_0 := \{01, 10\}, \quad \mathfrak{T}_n := 01\mathcal{F}_n \cup 10\mathcal{F}_n \cup 00\mathfrak{T}_n \cup 11\mathfrak{T}_n, \quad n \geq 1$$

and

$$\mathcal{P}_1 = \{0, 1\}, \quad \mathcal{P}_2 = \{00, 01, 10, 11\}, \quad \mathcal{P}_n := \{0^n, 1^n\} \cup \mathcal{P}_n^{01} \cup \mathcal{P}_n^{10} \cup \mathcal{P}_n^{00} \cup \mathcal{P}_n^{11}, \quad n \geq 3.$$

- When $n = 0$, we define an obvious one-to-one map φ defined by

$$\varphi : \mathcal{P}_1 = \{0, 1\} \longrightarrow \mathfrak{T}_0 = \{01, 10\}$$

such that $\varphi(0) = 01$ and $\varphi(1) = 10$.

- When $n = 1$, we also define an obvious one-to-one map φ defined by

$$\varphi : \mathcal{P}_2 = \{00, 01, 10, 11\} \longrightarrow \mathfrak{T}_1 = \{000, 011, 101, 110\}$$

such that $\varphi(00) = 000$, $\varphi(01) = 011$, $\varphi(10) = 101$ and $\varphi(11) = 110$.

In order to give an intuitive construction for the bijection φ between \mathcal{P}_{n+1} and \mathfrak{T}_n , we also recall the following formulas:

$$\mathcal{P}_{n+1} = \{0^{n+1}, 1^{n+1}\} \cup \left(\bigcup_{p=0}^{n-1} \mathcal{P}_{n-p+1}^{00} 0^p \right) \cup \left(\bigcup_{p=0}^{n-1} \mathcal{P}_{n-p+1}^{11} 1^p \right), \quad n \geq 2,$$

and

$$\mathfrak{T}_n = \{011^n, 101^n\} \cup \left(\bigcup_{p=0}^{n-1} \Psi^p(00)\mathfrak{T}_{n-p} \right) \cup \left(\bigcup_{p=0}^{n-1} \Psi^p(11)\mathfrak{T}_{n-p} \right), \quad n \geq 2.$$

Since the set \mathcal{P}_{n+1} and \mathfrak{T}_n have the same cardinality, then it actually suffices to construct an injective map. Let ℓ, r be nonnegative integers, and let us introduce the following notations:

- $\pi_{\ell,r} = 0^r 1^{\ell-r} \in \mathcal{P}_\ell^{00}$ and $\bar{\pi}_{\ell,r} = 1^r 0^{\ell-r} \in \mathcal{P}_\ell^{11}$ where $1 \leq r \leq \ell - 1$;
- $\omega_{\ell,r} = 1^r 0 1^{\ell-r-1} \in \mathcal{T}_\ell$ where $0 \leq r \leq \ell - 1$.

Lemma 38. *Let the map ϕ and $\bar{\phi}$ be defined as*

$$\begin{aligned} \phi : \{ \pi_{\ell+1,k} = 0^k 1^{\ell+1-k} \mid 1 \leq k \leq \ell \} &\longrightarrow \{ \omega_{\ell,k} = 1^k 0 1^{\ell-k-1} \mid 0 \leq k \leq \ell - 1 \} \\ \pi_{\ell+1,r} &\longmapsto \omega_{\ell,r-1} \end{aligned}$$

and

$$\begin{aligned} \bar{\phi} : \{ \bar{\pi}_{\ell+1,k} = 1^k 0^{\ell+1-k} \mid 1 \leq k \leq \ell \} &\longrightarrow \{ \omega_{\ell,k} = 1^k 0 1^{\ell-k-1} \mid 0 \leq k \leq \ell - 1 \} \\ \bar{\pi}_{\ell+1,r} &\longmapsto \omega_{\ell,r-1}. \end{aligned}$$

Then ϕ_p and $\bar{\phi}_p$ are bijective maps.

Proof. We have $1 \leq r \leq \ell$, and it suffices to browse the index r from the domain of each map to the corresponding target set. \square

The map ϕ can be interpreted as follows. A word in \mathcal{P}_n^{00} is a compound of one block of 0's and one block of 1's. In the block of 1's, replace the 0's by 1's except the rightmost bit, and in the block of 1's, rightmost bit. For instance

$$\begin{aligned} \phi(\underline{0}11111111) &= \underline{0}11111111; \\ \phi(\underline{00000}11111) &= \underline{11110}1111; \\ \phi(\underline{00000000}1) &= \underline{111111110}. \end{aligned}$$

On the other hand, we interpret the map $\bar{\phi}$ as follows. A word in \mathcal{P}_n^{11} is a compound of one block of 1's and one block of 0's. In the block of 1's, remove the leftmost bit, and in the block of 0's, replace the 0's by 1's except the leftmost bit. For instance

$$\begin{aligned} \bar{\phi}(\underline{1}00000000) &= \underline{0}11111111; \\ \bar{\phi}(\underline{11111}00000) &= \underline{11110}1111; \\ \bar{\phi}(\underline{11111111}0) &= \underline{111111110}. \end{aligned}$$

Now, a word in \mathcal{T}_n is a compound of one block of 1's, one block of 0 and another block of 1's. Only one of the block of 1's might eventually be empty. Therefore, the inverse maps ϕ^{-1} and $\bar{\phi}^{-1}$ are respectively described as follows.

- (i) Replace the leftmost block of 1's into a block of 0's of the same length, then append 1 at the end of the rightmost block of 1's. The map ϕ^{-1} is defined as

$$\begin{aligned} \phi^{-1} : \{ \omega_{\ell,k} = 1^k 0 1^{\ell-k-1} \mid 0 \leq k \leq \ell - 1 \} &\longrightarrow \{ \pi_{\ell+1,k} = 0^k 1^{\ell+1-k} \mid 1 \leq k \leq \ell \} \\ \omega_{\ell,r} &\longmapsto \pi_{\ell+1,r+1}. \end{aligned}$$

(ii) Replace the rightmost block of 1's into a block of 0's of the same length, then append 1 at the beginning of the leftmost block of 1's. The map $\overline{\Phi}^{-1}$ is in turn defined as

$$\begin{aligned} \overline{\Phi}^{-1} : \{ \omega_{\ell,k} = 1^k 01^{\ell-k-1} \mid 0 \leq k \leq \ell - 1 \} &\longrightarrow \{ \overline{\pi}_{\ell+1,k} = 1^k 0^{\ell+1-k} \mid 1 \leq k \leq \ell \} \\ \omega_r &\longmapsto \overline{\pi}_{\ell+1,r+1}. \end{aligned}$$

Corollary 39. *Let p be a nonnegative integer with $p \in \{1, 2, \dots, \ell - 2\}$, and let the map Φ_p and $\overline{\Phi}_p$ be defined as*

$$\begin{aligned} \Phi_p : \{ \pi_{\ell-p+1,k} \mid 1 \leq k \leq \ell - p \} 0^p &\longrightarrow \Psi^p(00) \{ \omega_{\ell-p,k} \mid 0 \leq k \leq \ell - p - 1 \} \\ \pi_{\ell-p+1,r} 0^p &\longmapsto \Psi^p(00) \omega_{\ell-p,r-1} \end{aligned}$$

and

$$\begin{aligned} \overline{\Phi}_p : \{ \overline{\pi}_{\ell-p+1,k} \mid 1 \leq k \leq \ell - p \} 1^p &\longrightarrow \Psi^p(11) \{ \omega_{\ell-p,k} \mid 0 \leq k \leq \ell - p - 1 \} \\ \overline{\pi}_{\ell-p+1,r} 1^p &\longmapsto \Psi^p(11) \omega_{\ell-p,r-1}. \end{aligned}$$

Then Φ_p and $\overline{\Phi}_p$ are bijective maps.

We complete the bijection by imposing $\varphi(0^{n+1}) = 011^n$ and $\varphi(1^{n+1}) = 101^n$. In practice, it is more convenient to decompose the map φ into the following restrictions. First of all, the ‘‘new regions’’ mapping:

$$\begin{aligned} \varphi_{00} : \mathcal{P}_{n+1}^{00} &\longrightarrow 00\mathcal{T}_n & \text{and} & & \varphi_{11} : \mathcal{P}_{n+1}^{11} &\longrightarrow 11\mathcal{T}_n \\ \pi &\longmapsto 00\Phi(\pi) & & & \pi &\longmapsto 11\overline{\Phi}(\pi). \end{aligned}$$

Then, let $\pi \in \mathcal{P}_{n+1}^{01}$ (resp. $\pi \in \mathcal{P}_{n+1}^{10}$), and let p be the largest nonnegative integer, with $p < n - 1$, such that we can write π as the compound $\pi = \pi_1 0^p$ (resp. $\pi = \pi_1 1^p$). The associated maps are

$$\begin{aligned} \varphi_{01} : \widehat{\mathcal{P}}_{n+1}^{01} := \mathcal{P}_{n+1}^{01} \cup \{0^{n+1}\} &\longrightarrow 01\mathcal{F}_n \\ \pi &\longmapsto \begin{cases} 011^n, & \text{if } \pi = 0^{n+1}; \\ 011^{p-1} 0\Phi(\pi_1), & \text{if } \pi = \pi_1 0^p \end{cases} \end{aligned}$$

and

$$\begin{aligned} \varphi_{10} : \widehat{\mathcal{P}}_{n+1}^{10} := \mathcal{P}_{n+1}^{10} \cup \{1^{n+1}\} &\longrightarrow 10\mathcal{F}_n \\ \pi &\longmapsto \begin{cases} 101^n, & \text{if } \pi = 1^{n+1}; \\ 101^{p-1} 0\overline{\Phi}(\pi_1), & \text{if } \pi = \pi_1 1^p. \end{cases} \end{aligned}$$

The inverse image φ^{-1} can be constructed as belows.

- If $\omega = 00\omega_1 \in 00\mathcal{T}_n$ then $\varphi_{00}^{-1}(\omega) = \Phi^{-1}(\omega_1)$;

- if $\omega = 11\omega_1 \in 11\mathcal{T}_n$ then $\varphi_{00}^{-1}(\omega) = \overline{\Phi}^{-1}(\omega_1)$;
- if $\omega = \omega_0\omega_1 \in 01\mathcal{F}_n$ where $\omega_1 \in \mathcal{T}_\ell$ for some nonnegative integer ℓ , then

$$\varphi_{01}^{-1}(\omega) = \Phi^{-1}(\omega_1)0^{n-\ell};$$

- if $\omega = \omega_0\omega_1 \in 10\mathcal{F}_n$ where $\omega_1 \in \mathcal{T}_\ell$ for some nonnegative integer ℓ , then

$$\varphi_{10}^{-1}(\omega) = \overline{\Phi}^{-1}(\omega_1)1^{n-\ell}.$$

Note that the key ingredient of the bijection is to identify a prefix for the one, and then transform it into a suffix for the other. Same scheme for the inverse. The following examples aims at illustrating these formulas.

1. Let $0001111111 \in \mathcal{P}_{10}$. Then

$$\begin{aligned} \varphi_{00}(0001111111) &= 00\phi(000\underline{111111}1) \\ &= 00\underline{110}111111 \in 00\mathcal{T}_9. \end{aligned}$$

2. Let $1110111111 \in \mathfrak{T}_8$. Since $1110111111 \in 11\mathcal{T}_8$, we have

$$\begin{aligned} \varphi_{11}^{-1}(1110111111) &= \overline{\Phi}^{-1}(10\underline{111111}1) \\ &= \underline{1}1000000 \in \mathcal{P}_9^{11}. \end{aligned}$$

3. Let $1111000\underline{11111} \in \mathcal{P}_{12}$. We identify the suffix $\underline{11111}$, whose associated prefix is $\underline{1011110}$, and the factor 1111000 which is a word in \mathcal{P}_7^{11} . Therefore we have $\overline{\Phi}(\underline{1}1110\underline{000}) = 1110\underline{11}$. Finally we obtain the word $\underline{1011110}1110\underline{11} \in 10\mathcal{F}_{11}$.

4. Let $\underline{011111110}111011111 \in \mathfrak{T}_{16}$. The prefix and the corresponding suffix are respectively $\underline{011111110}$ and $\underline{0000000}$, i.e, the remaining factor has to be mapped to \mathcal{P}_{10}^{01} . Now, since the factor 111011111 is a word in \mathcal{T}_9 , the associated transformation is $\phi(\underline{111011111}) = \underline{0000}11111$. So, the final encoding is $\underline{0000}11111\underline{1000000} \in \mathcal{P}_{17}$.

Finally, we perform the bijection entrywise in [Table 4](#) for $n = 0, 1, 2, 3, 4, 5$. For instance, we read $\varphi_{00}(0011) = 0010$, $\varphi_{11}(11100) = 111101$, $\varphi_{01}(011110) = 0100111$ and $\varphi_{10}(101) = 1000$.

When $n > 0$, then the entries in

- $01\mathcal{F}_n$ and $10\mathcal{F}_n$ are obtained by respectively applying ψ to the entries of the previous top cell, i.e,

$$01\mathcal{F}_n := \psi(01\mathcal{F}_{n-1} \cup 00\mathcal{T}_{n-1}) \text{ and } 10\mathcal{F}_n := \psi(10\mathcal{F}_{n-1} \cup 11\mathcal{T}_{n-1});$$

- $\widehat{\mathcal{P}}_{n+1}^{01}$ and $\widehat{\mathcal{P}}_{n+1}^{10}$ are obtained by respectively appending 0 and 1 at the right-end of the entries of the previous top cell, i.e.,

$$\widehat{\mathcal{P}}_n^{01} := \left(\widehat{\mathcal{P}}_{n-1}^{01} \cup \mathcal{P}_{n-1}^{00} \right) 0 \text{ and } \widehat{\mathcal{P}}_n^{10} := \left(\widehat{\mathcal{P}}_{n-1}^{10} \cup \mathcal{P}_{n-1}^{11} \right) 1.$$

For example, consider the case $n = 5$.

n	$\widehat{\mathcal{P}}_{n+1}^{01}$	\mathcal{P}_{n+1}^{00}	$01\mathcal{F}_n$	$00\mathcal{T}_n$	$\widehat{\mathcal{P}}_{n+1}^{10}$	\mathcal{P}_{n+1}^{11}	$10\mathcal{F}_n$	$11\mathcal{T}_n$
0	0		01		1		10	
1	00	01	011	000	11	10	101	110
2	000	011	0111	0001	111	100	1011	1101
	010	001	0100	0010	101	110	1000	1110
3	0000	0111	01111	00011	1111	1000	10111	11011
	0100	0011	01100	00101	1011	1100	10100	11101
	0110	0001	01001	00110	1001	1110	10001	11110
	0010		01010		1101		10010	
4	00000	01111	011111	000111	11111	10000	101111	110111
	01000	00111	011100	001011	10111	11000	101100	111011
	01100	00011	011001	001101	10011	11100	101001	111101
	00100	00001	011010	001110	11011	11110	101010	111110
	01110		010011		10001		100011	
	00110		010101		11001		100101	
	00010		010110		11101		100110	
5	000000	011111	0111111	0001111	111111	100000	1011111	1101111
	010000	001111	0111100	0010111	101111	110000	1011100	1110111
	011000	000111	0111001	0011011	100111	111000	1011001	1111011
	001000	000011	0111010	0011101	110111	111100	1011010	1111101
	011100	000001	0110011	0011110	100011	111110	1010011	1111110
	001100		0110101		110011		1010101	
	000100		0110110		111011		1010110	
	011110		0100111		100001		1000111	
	001110		0101011		110001		1001011	
	000110		0101101		111001		1001101	
000010		0101110		111101		1001110		

Table 4: The sets \mathcal{F}_n and \mathcal{P}_{n+1} , $n = 0, 1, 2, 3, 4, 5$.

References

- [1] C. Adams. *The Knot Book*. W. H. Freeman and Company, 1994.

- [2] N. Alon, H. Last, R. Pinchasi and M. Sharir. On the complexity of arrangements of circles in the plane. *Discrete Comput. Geom.*, 26(4):465–492, 2001.
- [3] K. E. Batchner. Sorting networks and their applications. In *Proc. AFIPS Spring Joint Comput. Conf.*, volume 32, 1968, pages 307–314. ACM, 1968.
- [4] R. Cluzel and J.-P. Robert. *La Géométrie et ses Applications*. Delagrave, 1971.
- [5] D. Denton and P. Doyle. Shadow movies not arising from knots. [arXiv:1106.3545](https://arxiv.org/abs/1106.3545), 2011.
- [6] R. L. Graham, D. E. Knuth and O. Patashnik. *Concrete Mathematics: A Foundation for Computer Science*. Addison-Wesley, 1994.
- [7] F. Harary and Louis H. Kauffman. Knots and graphs I—Arc graphs and colorings. *Advances in Applied Mathematics*, 22(3):312–337, 1999.
- [8] S. Jablan and L. Radovic. Knot polynomials: myths and reality. [arXiv:1107.1877](https://arxiv.org/abs/1107.1877), 2011.
- [9] I. Johnson and A. K. Henrich. *An Interactive Introduction to Knot Theory*. Dover Publications, Inc, 2017.
- [10] Louis H. Kauffman. *Knots and Physics*. World Scientific Publishers, 1991.
- [11] Louis H. Kauffman. State models and the Jones polynomial. *Topology*, 26(3):395–107, 1987.
- [12] H. W. Lang. Bitonic sort. <http://www.iti.fh-flensburg.de/lang/algorithmen/sortieren/bi> 2016 [Accessed 10 Dec. 2017].
- [13] V. Manturov. *Knot Theory*. CRC Press, 2004.
- [14] F. Ramaharo and F. Rakotondrajao. A state enumeration of the foil knot. [arXiv:1712.04026](https://arxiv.org/abs/1712.04026), 2017.
- [15] P. Rosin. Rosettes and other arrangements of circles. *Nexus Network Journal*, 3(2):113–126, 2001.
- [16] N. J. A. Sloane. The On-Line Encyclopedia of Integer Sequences. Published electronically at <http://oeis.org>, 2017.