

Query-Based Abstractive Summarization Using Neural Networks

Johan Hasselqvist Niklas Helmertz Mikael Kågebäck*
johan@hasselqv.ist niklas@helmertz.se kageback@chalmers.se

*Department of Computer Science and Engineering, Chalmers University of Technology

Abstract

In this paper, we present a model for generating summaries of text documents with respect to a query. This is known as *query-based summarization*. We adapt an existing dataset of news article summaries for the task and train a pointer-generator model using this dataset. The generated summaries are evaluated by measuring similarity to reference summaries. Our results show that a neural network summarization model, similar to existing neural network models for abstractive summarization, can be constructed to make use of queries to produce targeted summaries.

1 Introduction

Creating short summaries of documents with respect to a query has applications in for example search engines, where it may help inform users of the most relevant results. However, constructing such a summary automatically is a difficult problem yet to be fully solved. In this paper, a neural network model for this task is presented. More specifically, the model is designed for brief, commonly single-sentence, summaries. A situation where this may be useful is when a user has performed a search in a search engine and a set of documents have been returned. Concise summaries could then be displayed along with the search results, giving a quick overview of how the document is related to the search query. What is commonly done in search engines today is that text surrounding an occurrence of a search query in the document is displayed as a summary. This is an example of *extractive* summarization, which produces a summary that only contains parts of the original document. A significant difference in the model we present is that it generates an *abstractive* summary. This type of summary al-

lows for rephrasing and using words not necessarily present in the original document, comparable to a human-written summary. This has the potential of summarizing documents in a more concise way than what is possible with an extractive summary, i.e. making it easier for a reader to understand the relationship between a document and a query.

Automatic text summarization has been a research topic for many years. In general, the goal is to concisely represent the most important information in documents. Much previous work in summarization has been using extractive methods (Nenkova and McKeown, 2012; Mogren et al., 2015). Commonly, individual sentences are extracted and composed together to form a summary. This gives sentences that are as grammatically correct as the source document. They are however inherently limited, and cannot reproduce human-written summaries in general. Abstractive summarization in particular is closely related to *natural language generation*, and it would be desirable to reach human-level performance in writing summaries. It may however require human-level understanding of the context of documents to produce results comparable to human-written ones. An important progress in using neural network models for generating text is *sequence-to-sequence*, used by Sutskever et al. (2014) for machine translation. It is a way of mapping a varying-length input text to a varying-length output text, and it is applicable to machine translation as well as summarization. In recent years, progress has been made on using neural network models for text summarization and similar problems. Some examples are sequence-to-sequence models for non-query-based abstractive summarization by Rush et al. (2015) and Nallapati et al. (2016). Neural network models have additionally been used for generating image captions (Karpathy and Fei-Fei, 2015), which is a form of sum-

mary, and for *question answering* problems, such as by [Hermann et al. \(2015\)](#) and [Tan et al. \(2015\)](#). Inspired by this progress, we designed a model for query-based summarization using neural networks.

The main contributions of this work includes: (1) A model for query-based abstractive summarization, presented in Section 3. (2) A dataset for query-based abstractive summarization, created by adapting an existing dataset originally used for question answering, described further in Section 4. (3) A quantitative evaluation of the performance of the proposed model compared with an extractive baseline and an uninformed abstractive model, presented in Section 6. (4) A qualitative analysis of the generated summaries.

1.1 Related Work

An early work evaluating several methods for extractive query-based summarization is presented by [Goldstein et al. \(1999\)](#). Besides "full queries", they use "short queries", which on average are 3.9 words. These are similar in length to the types of queries used in the experiments of this thesis work. Besides the work by [Otterbacher et al. \(2009\)](#), recent work in query-based summarization has been done by [Wang et al. \(2013\)](#), using *parse trees* and *sentence compression*. It is described as not "pure extractive summarization". During the later stages of this thesis work, [Nema et al. \(2017\)](#) propose a neural network model for query-based abstractive summarization, which has some similarities to the model we present. However, the dataset they use is smaller in both average document length and number of documents. Additionally, the types of queries used are different, in that they use complete questions as opposed to our single-entity queries.

The task of *question answering* is to produce an answer to a question posed in natural language. The task is very general and many other problems can be expressed as a question-answering problem. Summarizing with respect to a query may for instance be expressed as "What is a summary of the document with respect to the query X?", for the query X. If the answer to a question is a single complete sentence, then it is especially close to the types of query-based summaries considered in this thesis. [Otterbacher et al. \(2009\)](#) present a model, *Biased LexRank*, which they use for a form of question answering as well as extractive

query-based summarization. The answers they generate are full sentences, which makes it similar to our task of query-based summarization. [Hermann et al. \(2015\)](#) present neural network models for question answering. For training these, they create a large dataset from CNN/Daily Mail news articles. We adapt this dataset for query-based summarization, as detailed in Chapter 4. [Kumar et al. \(2016\)](#) introduce *Dynamic Memory Networks*, which they show reached state-of-the-art performance in a variety of NLP tasks. We draw inspiration from their use of a question module when we incorporate query information in our model.

General abstractive summarization differs from query-based summarization in that a document is summarized without respect to a query. [Nallapati et al. \(2016\)](#) build upon a machine translation model by [Bahdanau et al. \(2015\)](#) and generate general abstractive summaries on multiple datasets, including the CNN/Daily Mail dataset by [Hermann et al. \(2015\)](#). Additions they make for their model include a *pointer-generator mechanism* ([Gülçehre et al., 2016](#)) that allows the model to copy words from the source document. [See et al. \(2017\)](#) propose a similar model, using a similar pointer-generator mechanism, that outperforms [Nallapati et al. \(2016\)](#) on a slightly different version of the CNN/Daily Mail dataset (making the result not "strictly comparable"). They also incorporate what they call *coverage* for avoiding repetitions in the output.

2 Background

In the following sections, various terms and concepts used throughout the paper are explained.

2.1 Named Entity Recognition

Information extraction is a class of tasks that involve extracting structured information from documents. An example of such a task is *named entity recognition*, which is the classification of parts of text into different categories, such as *persons* or *locations*, or no category. An example from the sentence "The mathematician Jeff Paris visited the city of Paris." is that "Jeff Paris" should be annotated as a person, and the last "Paris" as a location.

2.2 Gated Recurrent Units

The *gated recurrent unit* (GRU) is a type of *recurrent neural network* (RNN) that is designed to

alleviate the *vanishing/exploding gradient problem* (Hochreiter, 1991; Bengio et al., 1994) which hinders the original RNN from capturing long term dependencies. GRU is similar to the popular *long short-term memory* (LSTM) model but is simpler and less computationally intensive, while still achieving comparable results on many tasks (Chung et al., 2014; Kumar et al., 2016). The entire GRU architecture can be described by the formulas

$$\begin{aligned} r_t &= \sigma(W^r[x_t, h_{t-1}] + b^r) \\ z_t &= \sigma(W^z[x_t, h_{t-1}] + b^z) \\ h'_t &= \tanh(W^h[x_t, r_t \odot h_{t-1}] + b^h) \\ h_t &= z_t \odot h_{t-1} + (1 - z_t) \odot h'_t, \end{aligned}$$

The vectors x_t is the input at time step t , and h_t is the output, while r_t and z_t are scaling vectors, intended to regulate what information is let through. These can be described as *gates*. They have elements in $[0, 1]$. The vector h'_t is rather intended to carry data. Its elements are in $[-1, 1]$, generated from a network with a tanh activation function. We denote an entire GRU update step as

$$h_t = \text{GRU}(h_{t-1}, x_t).$$

2.3 Word Embeddings

Given a vocabulary V , we can encode each word uniquely using a *one-hot* encoding. This gives a vector of length $|V|$ where every word in the vocabulary is mapped uniquely to some dimension, which a value of 1, while the other dimensions are 0. This vector can be transformed to an embedding for the word by multiplying it by an embedding matrix W_{emb} of dimensionality $d_{\text{emb}} \times |V|$, where d_{emb} is the word embedding dimensionality, commonly a hyperparameter in neural network models. The intention is that the embeddings capture some characteristics of words, giving useful vector representations. For instance, two related words such as football and soccer may be expected to be close to each other in the vector space. Two methods for generating word embeddings are word2vec (Mikolov et al., 2013) and GloVe (Pennington et al., 2014).

2.4 Attention

For many problems, it has been found to be beneficial to use more of the RNN states than the final fixed-size hidden state. *Attention* is a mechanism

for allowing the model to access more information in the decoding process, by letting it identify relevant parts of the input and use the encoder hidden state at these locations. This technique has been used successfully for machine translation (Bahdanau et al., 2015) and image captioning (Xu et al., 2015).

3 Model

We propose a sequence-to-sequence model with attention and a pointer mechanism, making it a *pointer-generator* model. The input for the problem is a document and a query. These are sequences of words passed to a document encoder and a query encoder respectively. The encoders' outputs are then passed to the attentive decoder, which generates a summary. Both encoders, as well as the decoder, use RNNs with GRUs. Each occurrence of GRU, with a subscript, in the formulas in the following sections has separate weights and biases. The entire model is depicted in Figure 1. The different components and variables in the figure will be explained in detail throughout the section.

3.1 Document Encoder

The document encoder processes an input document, generating a state for each input word. To get a representation of the context around a word, we use a bidirectional RNN (Schuster and Paliwal, 1997) encoder, so both the context before and after contribute to the representation. This is used by Bahdanau et al. (2015) amongst others, achieving good results on a similar task related to text comprehension.

The combined RNN hidden state at time step i , h_i , and the intermediate states, \vec{h}_i and \overleftarrow{h}_i , from the forward reader and backward reader respectively, are computed as

$$\begin{aligned} \vec{h}_i &= \text{GRU}_{\text{doc}}^{\rightarrow}(\vec{h}_{i-1}, E(w_i)) \\ \overleftarrow{h}_i &= \text{GRU}_{\text{doc}}^{\leftarrow}(\overleftarrow{h}_{i-1}, E(\overleftarrow{w}_i)) \\ h_i &= [\vec{h}_i, \overleftarrow{h}_i], \end{aligned}$$

where $w_i \in V$, for the vocabulary V , is word i in the input document; \overleftarrow{w}_i is word i in the reversed input; and $E(w_i)$ is the word embedding of w_i . The initial states \vec{h}_0 and \overleftarrow{h}_0 are zero vectors. Due to the concatenation, the combined state h_i has twice the dimensionality of the state of each unidirectional encoder. The document encoder state

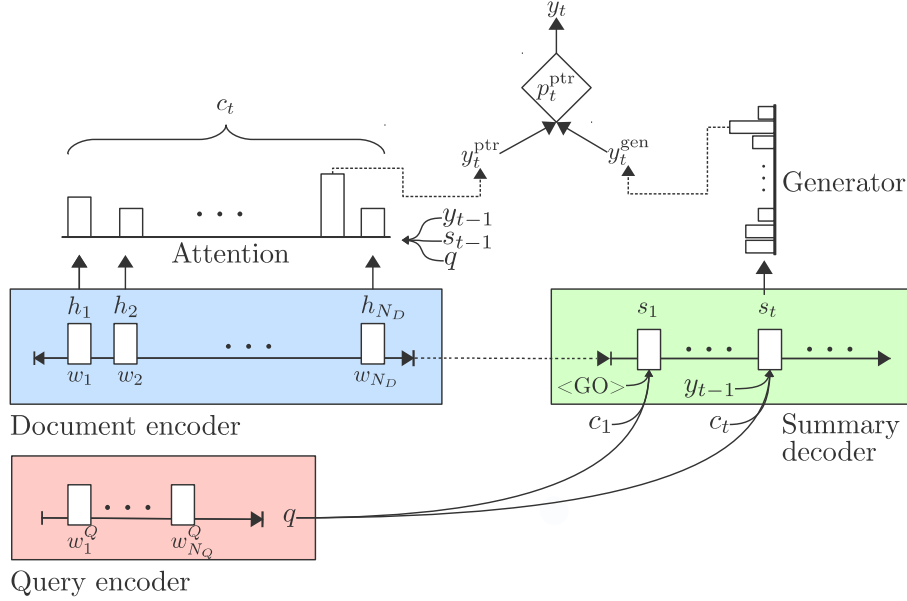


Figure 1: Overview of our model. It illustrates connections between parts of the model at a fixed decoder time step t . The bottom part, containing labeled boxes, correspond to the different RNNs. The top part is intended to visualize the two ways the output word y_t can be selected, through the pointer and generator mechanism, to the left and right respectively.

dimensionality is denoted d_{doc} and the word embedding dimensionality d_{emb} .

3.2 Query Encoder

The query encoder is responsible for creating a fixed-size internal representation of the input query. Unlike the document encoder, the query encoder is a unidirectional RNN encoder since queries are relatively short compared to documents and we only use the final state to represent the whole query. The RNN state h_i^Q at query word i , is updated according to $h_i^Q = \text{GRU}_{\text{que}}(h_{i-1}^Q, E(w_i^Q))$, $q = h_{N_Q}^Q$, where w^Q is the input query and N_Q is the length of the query. The initial state h_0^Q is the zero vector. The query encoder state dimensionality is denoted d_{que} .

3.3 Decoder

The decoder is a unidirectional RNN for constructing a summary of the input document by depending on the final state of the input encoder, the query. It utilizes soft attention, in combination with a pointer mechanism, as well as a *generator* part similar to Bahdanau et al. (2015). The query embedding q is fed as input at each decoder time step. This is similar to the *answering module* in a question answering model presented by Kumar et al. (2016), who use an RNN-encoded *question*

representation as input at each decoder time step. In our model, the RNN state is updated according to $s_t = \text{GRU}_{\text{dec}}(s_{t-1}, [c_t, q, E(y_{t-1})])$, where $s_0 = h_{N_D}$, the final document encoder state, N_D being the number of input words; y_0 corresponds to a special $\langle \text{GO} \rangle$ token, used at the initial time step when no previous word has been predicted; c_t is the *context vector* at time step t from the attention mechanism, defined subsequently; and $y_{t-1} \in V$ is the predicted output word at time step $t - 1$. This is either from the generator mechanism, or the pointer mechanism, also defined subsequently. The word embeddings are the same as are used in the encoder.

The intention of the inclusion of q to the input of GRU_{dec} is to give the decoder the ability to tune the structure of the output sequence to eventually output something concerning the query. For example, if the query is a location, the decoder can output words leading up to an appropriate inclusion of the location.

The generator outputs a word from a subset of the vocabulary $V_{\text{gen}} \subseteq V$ at each time step. The selection of the output words is done through a distribution of words in V_{gen} , computed through a softmax as $p_{tj}^{\text{gen}} = \frac{\exp(z_{tj})}{\sum_k \exp(z_{tk})}$, for $j \leq |V_{\text{gen}}|$, an index uniquely mapped to a word $w \in V_{\text{gen}}$, and z_{tj} as defined subsequently. Defining this

as the probability $P_t^{\text{gen}}(w)$, we then select output word y_t^{gen} with the highest probability by $y_t^{\text{gen}} = \arg \max_{w \in V_{\text{gen}}} P_t^{\text{gen}}(w)$. The softmax probability depends on z_{tj} , the output from two linear transformations on the decoder state and context vector, defined as $z_t = W_{\text{gen}}^{(2)}(W_{\text{gen}}^{(1)}[s_t, c_t] + b_{\text{gen}}^{(1)}) + b_{\text{gen}}^{(2)}$, where $W_{\text{gen}}^{(1)} \in \mathbb{R}^{d_{\text{gen}} \times (d_{\text{dec}} + d_{\text{doc}})}$, $b_{\text{gen}}^{(1)} \in \mathbb{R}^{d_{\text{gen}}}$, $W_{\text{gen}}^{(2)} \in \mathbb{R}^{|V_{\text{gen}}| \times d_{\text{gen}}}$ and $b_{\text{gen}}^{(2)} \in \mathbb{R}^{|V_{\text{gen}}|}$ are trainable hyperparameters, in which d_{gen} is the dimensionality of the hidden layer. The main function of this layer is to reduce the dimensionality of the input, for reducing computation time for the final layer with size $|V_{\text{gen}}|$.

The model has a soft attention mechanism, based on one used by Bahdanau et al. (2015) for machine translation. The result of the attention mechanism is a context vector c_t produced at each time step t , computed as

$$c_t = \sum_i \alpha_{ti} h_i$$

$$\alpha_{ti} = \frac{\exp(e_{ti})}{\sum_k \exp(e_{tk})}$$

$$e_{ti} = \text{score}(h_i, s_{t-1}, E(y_{t-1}), q)$$

where h_i is the document encoder hidden state at index i . The score function is defined as $\text{score}(h, s, x, q) = v_{\text{att}}^T \tanh(W_{\text{att}}[h, s, x, q] + b_{\text{att}})$, where $W_{\text{att}} \in \mathbb{R}^{d_{\text{att}} \times (d_{\text{doc}} + d_{\text{dec}} + d_{\text{emb}} + d_{\text{que}})}$ is a weight matrix, $v_{\text{att}} \in \mathbb{R}^{d_{\text{att}}}$ is a vector, and b_{att} is a bias vector, all of which are trained together with the rest of the network. The query q is included for the model to focus attention around query words when appropriate.

3.4 Pointer Mechanism

A general issue is that with a generator mechanism limited to frequent words, infrequent words cannot be generated. Further, if the model needs to learn to output names, and there are many different ones and few occurrences of each in the training data, training a model to generate them correctly is problematic. A way to solve these issues is to allow the model to directly copy a word in the input document to the output summary, or *point* to it. This may additionally be viewed as using the input text as a secondary output vocabulary, in addition to V_{gen} .

The pointer mechanism adds a *switch*, $p_t^{\text{ptr}} \in (0, 1)$, at each decoder time step t , to the model. It is computed as the output of a linear transfor-

mation fed through a sigmoid activation function, as $p_t^{\text{ptr}} = \sigma(v_{\text{ptr}}^T [s_t, E(y_{t-1}), c_t] + b_{\text{ptr}})$, where $v_{\text{ptr}} \in \mathbb{R}^{d_{\text{dec}} + d_{\text{emb}} + d_{\text{doc}}}$ and b_{ptr} are vectors, all of which are trained together with the rest of the network.

If $p_t^{\text{ptr}} > 0.5$, a word is copied from the input, otherwise the generator output is used. What is copied from the input for the t th decoder word is determined by the attention distribution. Specifically, at time step t , we select the word at index $i'_t = \arg \max_i \alpha_{ti}$ in the document, where the attention is highest, as $y_t^{\text{ptr}} = w_{(i'_t)}$. The final output word can then be defined as

$$y_t = \begin{cases} y_t^{\text{ptr}} & \text{if } p_t^{\text{ptr}} > 0.5 \\ y_t^{\text{gen}} & \text{otherwise} \end{cases}$$

3.5 Training Loss

The model is trained in when to use the pointer mechanism in a supervised manner. We define an additional training input x_t^{ptr} that is either 1 if the pointer mechanism is set to be used for the t th word in the summary, or 0 otherwise. For training this, we define a loss function $L_{\text{ptr}} = \sum_{t=1}^{N_S} (x_t^{\text{ptr}} (-\log p_t^{\text{ptr}}) + (1 - x_t^{\text{ptr}}) (-\log(1 - p_t^{\text{ptr}})))$.

For training the generator mechanism, we define a loss over the generator softmax layer as $L_{\text{gen}} = \sum_{t=1}^{N_S} (1 - x_t^{\text{ptr}}) (-\log P_t^{\text{gen}}(w^*))$, where N_S is the length of the target summary, $w^* \in V_{\text{gen}}$ is the t th word in the target summary. Multiplying by $(1 - x_t^{\text{ptr}})$ excludes any addition to the loss when the pointer mechanism is set to be used.

We introduce a form of supervised attention for when the pointer mechanism is set to be used for an output word by introducing a loss function $L_{\text{att}} = \sum_{t=1}^{N_S} x_t^{\text{ptr}} (-\log \alpha_{ti^*})$, where i^* is the index in the input document to point to.

The final loss function is the sum of the different losses, normalized by the length, computed as $L = \frac{1}{N_S} (L_{\text{gen}} + L_{\text{att}} + L_{\text{ptr}})$.

3.6 Generating Summaries

Summaries are considered complete when a special $\langle \text{EOS} \rangle$ token has been generated, or after a maximum output length is reached. Potential summaries are explored using beam search. However, for time steps where the pointer mechanism is used, the partial summaries are prioritized by probabilities as if the generator had been used instead, so k partial summaries with different probabilities are created for the word chosen by the

Table 1: Highlights of a CNN article titled "Airline quality report sorts out the duds from the dynamos in 2012".

1. Hawaiian Airlines again lands at No. 1 in on-time performance
2. The Airline Quality Rankings Report looks at the 14 largest U.S. airlines
3. ExpressJet and American Airlines had the worst on-time performance
4. Virgin America had the best baggage handling; Southwest had lowest complaint rate

pointer mechanism. This is difficult to justify, but we hope that this should give a reasonable probability at time steps when the pointer mechanism is used, preventing summaries using the pointer mechanism more to be prioritized.

A slight deviation from what is presented in Section 3.4 is that when the pointer mechanism is used and the attended word was not in V , we do not output $\langle \text{UNK} \rangle$, which it is otherwise interpreted as in the model, but rather the actual input word before it being converted to an index in the vocabulary. This may be viewed as a post-processing step.

4 Dataset

The dataset constructed for this paper is based [Hermann et al. \(2015\)](#) and consist of document–query–answer triples from CNN and Daily Mail news articles. Included with each published news article, there are a number of human-written *highlights*, which summarize different aspects of the article. Table 1 shows some example highlights for a single article. They construct a document–query–answer by considering a named entity in a highlight to be unknown, making the highlight into a Cloze-style question ([Taylor, 1953](#)), whose answer is the entity made unknown. An example document and a Cloze-style question and its answer can be seen in Table A.1. We propose using the CNN/Daily Mail dataset for query-based abstractive summarization by regarding each highlight as a summary of its document, and entities in the highlight as queries. For every occurrence of an entity in a highlight, we construct a document–query–summary triple for query-based summarization. Table A.1 shows for a sample document a Cloze-style question compared and the corresponding query–summary pair constructed by us. If an entity is mentioned in multiple highlights, we

Table 2: Statistics of the dataset.

	Training	Val.	Test
#doc	300,805	4,652	4,652
#doc-query pairs	1,066,377	16,308	16,593
#doc-query-sum	1,294,730	19,827	20,046
avg #words/doc	773.02	778.78	775.70
avg #words/query	1.52	1.53	1.52
avg #words/sum	14.44	14.52	14.40

consider there being multiple target references for the document–query pair. In contrast to [Hermann et al. \(2015\)](#), we do not translate entities into identifiers but use only minimal preprocessing in the form of tokenization and lowercasing. Further, we mix articles from DNN and Daily mail while [Hermann et al. \(2015\)](#) keeps them separate. We decided to train our model on a mix of CNN and Daily Mail articles, with a proportion of them being reserved for validation and test sets. Which articles are included for the validation and test set is determined randomly with equal probability for every article.

Some statistics of the resulting dataset can be seen in Table 2. The dataset can be reproduced using a script made available on GitHub¹.

5 Experiments

Two experiments were conducted. The first to measure if the model uses the information in the query, Section 5.1, and the second compares the model to an extractive baseline, Section 5.2. A beam width of $k = 5$ and a maximum output length of 32 was used.

5.1 Query Dependence

To determine whether incorporating a query benefits our model, we compare our proposed model to one where the query is corrupted. Instead of evaluating the generated summary for a document and a query with ID n against the reference summaries for that query, we evaluate it against the reference summaries for query $n+1$, i.e. the query ID has been offset. For the query with the highest ID, the reference summaries for the first query are used. The idea is that if the score is lower than for the normal evaluation, then the model has made use of the additional information in the query. Ta-

¹<https://github.com/helmertz/querysum-data>

Table 3: Reference summaries used during normal evaluation compared to with offset queries.

Query ID	Normal	Offset queries
1.1	A.1.1, B.1.1	A.1.2
1.2	A.1.2	A.1.3, B.1.3
1.3	A.1.3, B.1.3	A.1.1, B.1.1

ble 3 shows for an example document, 1, what the generated summaries are evaluated against during the query-dependence evaluation. It is worth to mention that two reference summaries for different queries may be the same, as the same original highlight may be used as a reference summary for multiple queries. In these cases, the query will be appropriate for the summary and the model may have benefited from the query even in the query-offset evaluation.

5.2 Extractive Baseline

As a baseline, we compare the results to a simple extractive summary, designed specifically for the dataset used in this thesis work. The baseline summary is constructed by selecting the first sentence in the document containing the query, without restricting the length of the document. If no such sentence is found, i.e. the document does not contain the query, the first sentence of the document is used instead. This does occur in the dataset, but not frequently.

We additionally observe that the average length of baseline sentences using the CNN/Daily Mail dataset is commonly greater than for the reference summaries. The average number of words is 30.56 for the baseline summaries, while it is 14.44 for the reference summaries. It may be possible to gain a higher ROUGE score if a fewer number of words around the query occurrence is selected, but it might not form a complete sentence.

5.3 Evaluation Metric

Our results are evaluated using four different metrics provided by *ROUGE* (Recall-Oriented Understudy for Gisting Evaluation) (Lin, 2004), the defacto standard evaluation method for automatic summarization. *ROUGE-1*, *ROUGE-2*, *ROUGE-L*, and *ROUGE-SU4*. *ROUGE-1* and *ROUGE-2* are the scores for 1-grams and 2-grams respectively. *ROUGE-L* and *ROUGE-SU4* are more complex metrics, detailed by Lin (2004).

5.4 Training Details

The vocabulary V used for the input text contains the 150,000 most frequent words in the training set while the generator vocabulary V_{gen} consist of the 20,000 most frequent words. The smaller vocabulary of the generator is due to the pointer mechanism.

Word embeddings for the vocabulary words are initialized with 100-dimensional GloVe embeddings², trained on "Wikipedia 2014 + Gigaword 5". If the word does not have a GloVe embedding, we initialize the word embedding by sampling the per-dimension univariate normal distributions with means and standard deviations of the entire collection of GloVe embeddings.

Both during training and test time, we limit the document length to the first 800 words, to reduce computation time.

The loss L is minimized using the SGD-based Adam optimizer (Kingma and Ba, 2015). We used mini-batches of 30 samples, with an averaged loss over all the samples in the batch. The mini-batches remained the same over epochs, but the order in which they were trained on was randomized between every epoch.

Experiments have been run on a single Nvidia Tesla K80, with 12 GB of memory and took about 54 hours to train. The model is implemented using *TensorFlow* (Abadi et al., 2015), and the complete source has been made available online³.

The hyperparameters used for the experiments is reported in Table 4. No extensive hyperparameter tuning has been performed, but instead examined hyperparameters used for similar models, such as Nallapati et al. (2016) and See et al. (2017).

Table 4: Hyperparameter configuration used.

Hyperparameter	Value	
Word embedding size	d_{emb}	100
Document encoder size	d_{doc}	512
Query encoder size	d_{que}	256
Decoder size	d_{dec}	512
Attention hidden size	d_{att}	256
Generator hidden size	d_{gen}	256

²Downloadable as "glove.6B.zip" at: <https://nlp.stanford.edu/projects/glove/>

³<https://github.com/helmertz/querysum>

Table 5: ROUGE scores of the evaluated models.

Model	1	2	L	SU4
First query sentence	33.81	18.19	29.22	17.49
Our model	18.25	5.04	16.17	6.13
Offset queries	16.06	3.89	14.25	5.18

Table 6: Example document-query pair.

Document (cnn) – the united states have named former germany captain jurgen klinsmann as their new national coach , just a day after sacking bob bradley . bradley , who took over as coach in january 2007 , was relieved of his duties on thursday , and u.s. soccer federation president sunil gulati confirmed in a statement on friday that his replacement has already been appointed . [...]

Query united states

Reference jurgen klinsmann is named as coach of the united states national side

Output klinsmann appointed as the new coach of united states

6 Results

The results from our experiments are summarised in Table 5. From the result of the query dependence evaluation ("offset queries"), described in Section 5.1, we can see that the ROUGE scores goes down, with statistical significance according to the ROUGE-reported 95% confidence intervals, when the queries are offset. This indicates that the model benefits from the information provided by queries.

Further, we observe that our model score lower than the baseline model which we denote the *first query sentence* described in Section 5.2. However, it should be noted that this baseline is expected to be strong given the nature of this dataset.

6.1 Further Analysis

We observe that the attention at a time step appears to often be highly focused on only a few words in the document. An example of an output summary can be seen in Table 6, and Figure A.1 shows the attention distribution over time for the same generated summary. Another observation we make is that the attention often is focused at the beginning of the documents. However, there are certainly instances when entities are selected from far back in documents. This bias may partly be due to our decision to point out the first occurrences of entities. Although, it has been noted by Goldstein et al. (1999) that the beginning of news articles of-

Table 7: Example document-query pair.

Document president barack obama sided with open-internet activists on monday , urging the federal communications commission to draft new rules that would reclassify the broadband net to regulate it more like a public utility . the end result would tie the hands of internet service providers that want to cut special deals with services like netflix , youtube , hulu and amazon to push their streaming content along a ' fast lane ' that ordinary americans ca n't access . [...]

Query netflix

Reference obama 's vision would bar providers like verizon and comcast from cutting deals with hulu , netflix and amazon so their streaming content could be delivered along online ' fast lanes '

Output obama 's chief executive of netflix has refused to allow users to access the service

Table 8: Example document-query pair.

Document february 13 , 2015 a breakthrough in belarus , a verdict in italy , and an expected veto in the u.s. all headline cnn student news this friday . [...]

Query cnn student news roll call

Reference at the bottom of the page , comment for a chance to be mentioned on cnn student news . you must be a teacher or a student age 13 or older to request a mention on the cnn student news roll call .

Output at the bottom of the page , comment for a chance to be mentioned on cnn student news . you must be a teacher or a student age 13 or older to

ten summarizes the article quite well.

From examining some of the output summaries from our model, we see that they often strongly match the topic of the input documents, but they rarely succeed in generating summaries rephrasing something actually stated in the article. Table 7 shows an example output that is fairly grammatically correct, but not truthful with respect to the article.

We observe that the model manages to learn some of the dataset samples which are not actual summaries, described in Section 4, such as notices repeated over several articles. The generated summary shown in Table 8 is an example of this. Interestingly, the model manages to literally repeat the reference summary, up to the maximum output length limit. We can frequently see repetitions of the same phrases; an extreme example can be seen in Figure A.2. The model appears to get stuck trying to begin a summary. Additionally, we observe that the repetition can be observed in the attention distribution as well. The same problem has been seen by Nallapati et al. (2016), who make an addi-

tion, *temporal attention* (Sankaran et al., 2016), to their model for alleviating the issue of repetitions. See et al. (2017) propose using *coverage* to solve the same issue.

Before running experiments, we suspected that it may be difficult for the pointer mechanism to sequentially point out words that make up longer entities. However, we see that this is done successfully quite often. For an example summary, the certainty of selecting a sequence of entity words can be seen in Figure A.3.

Compared to the reference summaries, the output is generally shorter. The average number of words in output summaries is 11.27, while the dataset average is 14.44. As is noted by Wu et al. (2016), beam search commonly favors shorter summaries. They propose an addition of *length normalization*, for reducing this tendency. Implementing such a measure may improve the results of our model as well.

In comparison to Nallapati et al. (2016) and See et al. (2017), our ROUGE scores are low. They use a different version of the dataset where all highlights are combined to form a single, often multi-sentence, summary. With similar models, they get ROUGE-1 results of around 35 on the general summarization task. However, while they always train the model to output the same summary for the same document, we often have completely different target summaries for different queries, where the queries make up a much smaller part of the input.

7 Conclusion

We have designed a model for query-based abstractive summarization and evaluated it on an adapted QA dataset, redesigned for query-based summarization. While the overall performance of the model is not enough to outperform our extractive baseline, we have shown that it can incorporate a query and utilize the information to create more focused summaries.

References

Martín Abadi, Ashish Agarwal, Paul Barham, Eugene Brevdo, Zhifeng Chen, Craig Citro, Greg Corrado, Andy Davis, Jeffrey Dean, Matthieu Devin, Sanjay Ghemawat, Ian Goodfellow, Andrew Harp, Geoffrey Irving, Michael Isard, Yangqing Jia, Rafal Jozefowicz, Lukasz Kaiser, Manjunath Kudlur, Josh Levenberg, Dan Mané, Rajat Monga, Sherry Moore, Derek Murray, Chris Olah, Mike Schuster, Jonathon

Shlens, Benoit Steiner, Ilya Sutskever, Kunal Talwar, Paul Tucker, Vincent Vanhoucke, Vijay Vasudevan, Fernanda Viégas, Oriol Vinyals, Pete Warden, Martin Wattenberg, Martin Wicke, Yuan Yu, and Xiaoqiang Zheng. 2015. TensorFlow: Large-scale machine learning on heterogeneous systems. Software available from tensorflow.org.

Dzmitry Bahdanau, Kyunghyun Cho, and Yoshua Bengio. 2015. Neural machine translation by jointly learning to align and translate. *International Conference on Learning Representations (ICLR 2015)* arXiv:1409.0473.

Yoshua Bengio, Patrice Simard, and Paolo Frasconi. 1994. Learning long-term dependencies with gradient descent is difficult. *IEEE transactions on neural networks* 5(2):157–166.

Junyoung Chung, Çağlar Gülçehre, KyungHyun Cho, and Yoshua Bengio. 2014. Empirical evaluation of gated recurrent neural networks on sequence modeling. *ArXiv e-prints* arXiv:1412.3555.

Jade Goldstein, Mark Kantrowitz, Vibhu Mittal, and Jaime Carbonell. 1999. Summarizing text documents: Sentence selection and evaluation metrics. In *Proceedings of the 22Nd Annual International ACM SIGIR Conference on Research and Development in Information Retrieval*. ACM, New York, NY, USA, SIGIR '99, pages 121–128.

Çağlar Gülçehre, Sungjin Ahn, Ramesh Nallapati, Bowen Zhou, and Yoshua Bengio. 2016. Pointing the unknown words. In *Proceedings of the 54th Annual Meeting of the Association for Computational Linguistics (Volume 1: Long Papers)*. Association for Computational Linguistics, Berlin, Germany, pages 140–149.

Karl Moritz Hermann, Tomáš Kociský, Edward Grefenstette, Lasse Espeholt, Will Kay, Mustafa Suleyman, and Phil Blunsom. 2015. Teaching machines to read and comprehend. In *Advances in Neural Information Processing Systems*. pages 1693–1701.

Sepp Hochreiter. 1991. *Untersuchungen zu dynamischen neuronalen Netzen*. Ph.D. thesis, diploma thesis, institut für informatik, lehrstuhl prof. brauer, technische universität münchen.

Andrej Karpathy and Li Fei-Fei. 2015. Deep visual-semantic alignments for generating image descriptions. In *The IEEE Conference on Computer Vision and Pattern Recognition (CVPR)*.

Diederik P. Kingma and Jimmy Ba. 2015. Adam: A method for stochastic optimization. *International Conference on Learning Representations (ICLR 2015)* arXiv:1412.6980.

Ankit Kumar, Ozan Irsoy, Peter Ondruska, Mohit Iyyer, James Bradbury, Ishaan Gulrajani, Victor Zhong, Romain Paulus, and Richard Socher. 2016. Ask me anything: Dynamic memory networks for

- natural language processing. In Maria Florina Balcan and Kilian Q. Weinberger, editors, *Proceedings of The 33rd International Conference on Machine Learning*. PMLR, New York, New York, USA, volume 48 of *Proceedings of Machine Learning Research*, pages 1378–1387.
- Chin-Yew Lin. 2004. Rouge: A package for automatic evaluation of summaries. In Stan Szpakowicz Marie-Francine Moens, editor, *Text Summarization Branches Out: Proceedings of the ACL-04 Workshop*. Association for Computational Linguistics, Barcelona, Spain, pages 74–81.
- Tomas Mikolov, Ilya Sutskever, Kai Chen, Greg Corrado, and Jeffrey Dean. 2013. Distributed representations of words and phrases and their compositionality. In *Proceedings of the 26th International Conference on Neural Information Processing Systems*. Curran Associates Inc., USA, NIPS’13, pages 3111–3119.
- Olof Mogren, Mikael Kågebäck, and Devdatt P Dubhashi. 2015. Extractive summarization by aggregating multiple similarities. In *RANLP*. pages 451–457.
- Ramesh Nallapati, Bowen Zhou, Cícero Nogueira dos Santos, Çağlar Gülçehre, and Bing Xiang. 2016. Abstractive text summarization using sequence-to-sequence rnns and beyond. In *Proceedings of the 20th SIGNLL Conference on Computational Natural Language Learning, CoNLL 2016, Berlin, Germany, August 11-12, 2016*. pages 280–290.
- Preksha Nema, Mitesh Khapra, Anirban Laha, and Balaraman Ravindran. 2017. Diversity driven Attention Model for Query-based Abstractive Summarization. *ArXiv e-prints* arXiv:1704.08300.
- Ani Nenkova and Kathleen McKeown. 2012. *A Survey of Text Summarization Techniques*, Springer US, Boston, MA, pages 43–76.
- Jahna Otterbacher, Gunes Erkan, and Dragomir R. Radev. 2009. Biased lexrank: Passage retrieval using random walks with question-based priors. *Information Processing and Management* 45(1):42–54.
- Jeffrey Pennington, Richard Socher, and Christopher D. Manning. 2014. Glove: Global vectors for word representation. In *Empirical Methods in Natural Language Processing (EMNLP)*. pages 1532–1543.
- Alexander M. Rush, Sumit Chopra, and Jason Weston. 2015. A neural attention model for abstractive sentence summarization. In *Proceedings of the 2015 Conference on Empirical Methods in Natural Language Processing*. Association for Computational Linguistics, Lisbon, Portugal, pages 379–389.
- Baskaran Sankaran, Haitao Mi, Yaser Al-Onaizan, and Abe Ittycheriah. 2016. Temporal attention model for neural machine translation. *ArXiv e-prints* arXiv:1608.02927.
- Mike Schuster and Kuldip K Paliwal. 1997. Bidirectional recurrent neural networks. *IEEE Transactions on Signal Processing* 45(11):2673–2681.
- Abigail See, Peter J. Liu, and Christopher D. Manning. 2017. Get To The Point: Summarization with Pointer-Generator Networks. *ArXiv e-prints* arXiv:1704.04368.
- Ilya Sutskever, Oriol Vinyals, and Quoc V. Le. 2014. Sequence to sequence learning with neural networks. In *Proceedings of the 27th International Conference on Neural Information Processing Systems*. MIT Press, Cambridge, MA, USA, NIPS’14, pages 3104–3112.
- Ming Tan, Bing Xiang, and Bowen Zhou. 2015. Lstm-based deep learning models for non-factoid answer selection. *ArXiv e-prints* arXiv:1511.04108.
- Wilson L Taylor. 1953. ‘cloze procedure’: a new tool for measuring readability. *Journalism Bulletin* 30(4):415–433.
- Lu Wang, Hema Raghavan, Vittorio Castelli, Radu Florian, and Claire Cardie. 2013. A sentence compression based framework to query-focused multi-document summarization. In *ACL 2013*.
- Yonghui Wu, Mike Schuster, Zhifeng Chen, Quoc V. Le, Mohammad Norouzi, Wolfgang Macherey, Maxim Krikun, Yuan Cao, Qin Gao, Klaus Macherey, Jeff Klingner, Apurva Shah, Melvin Johnson, Xiaobing Liu, Lukasz Kaiser, Stephan Gouws, Yoshikiyo Kato, Taku Kudo, Hideto Kazawa, Keith Stevens, George Kurian, Nishant Patil, Wei Wang, Cliff Young, Jason Smith, Jason Riesa, Alex Rudnick, Oriol Vinyals, Greg Corrado, Macduff Hughes, and Jeffrey Dean. 2016. Google’s Neural Machine Translation System: Bridging the Gap between Human and Machine Translation. *ArXiv e-prints* arXiv:1609.08144.
- Kelvin Xu, Jimmy Ba, Ryan Kiros, Kyunghyun Cho, Aaron Courville, Ruslan Salakhudinov, Rich Zemel, and Yoshua Bengio. 2015. Show, attend and tell: Neural image caption generation with visual attention. In *International Conference on Machine Learning*. pages 2048–2057.

A Supplemental Material

A.1 Dataset

An example of a record in the dataset is shown in Table A.1.

We organize the dataset triples hierarchically, first by document, then query, then reference. The documents and queries are numbered numerically starting with 1, while the references are numbered alphabetically starting with A. Document 1 may have queries 1.1 and 1.2, and reference summaries

A.1.1, B.1.1 and A.1.2⁴. The order is shuffled amongst document, query and reference IDs.

⁴Selected for matching the format expected by pyrouge

A.2 Attention Visualisations

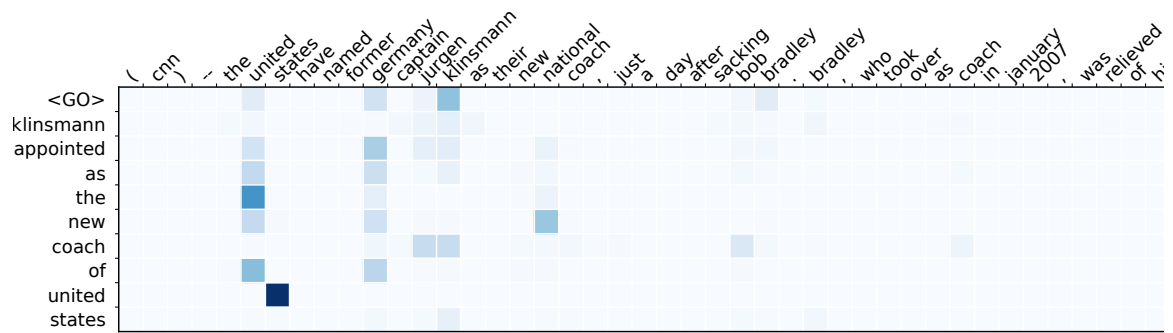


Figure A.1: Visualization of the attention distribution as the summary in Table 6 is generated. The words of the document are shown on the horizontal axis, from left to right. Only a limited number of document words are shown. The vertical axis shows the output words, from top to bottom, after the <GO> token. The darker a cell is, the higher the attention on that position.

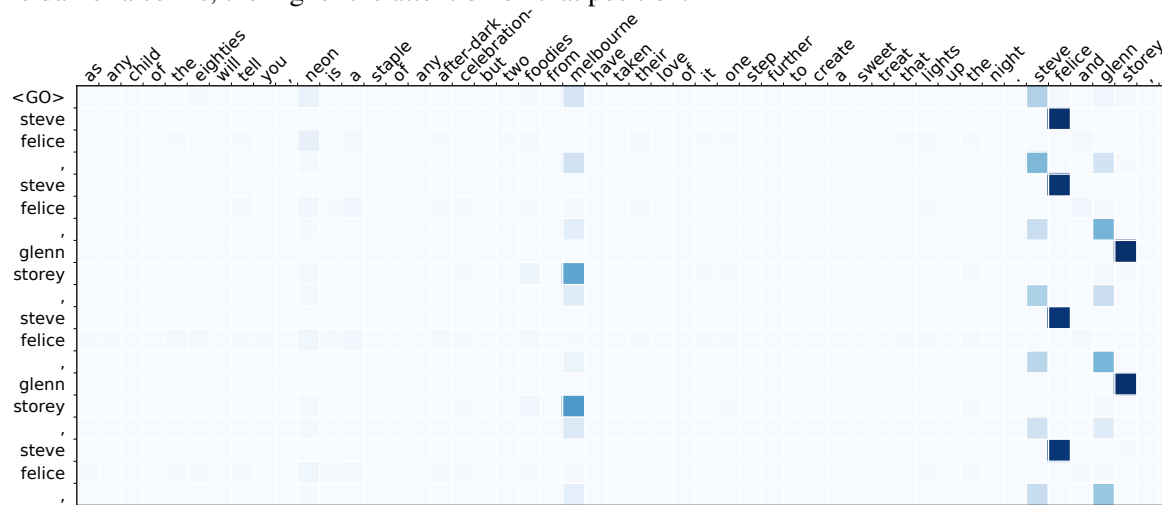


Figure A.2: Visualization of the attention distribution, α_{ti} , as an output summary for a document-query pair is generated. The query is "australia". The format is the same as in Figure A.1.

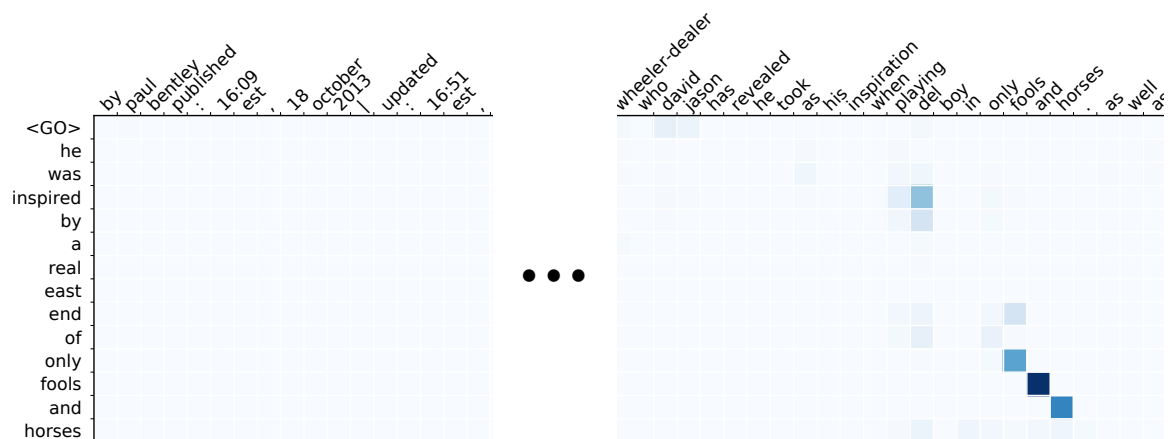


Figure A.3: Visualization of the attention distribution, α_{ti} , as an output summary for a document-query pair in the test set is generated. The query is "only fools and horses". The format is the same as in Figure A.1. The ellipsis signifies that parts of the attention distribution has been skipped.

Table A.1: Example of dataset samples generated from a document-query pair using our method compared to [Hermann et al. \(2015\)](#). In the Cloze-style questions, the entity corresponding to the answer has been replaced by X.

Document

(cnn) former vice president walter mondale was released from the mayo clinic on saturday after being admitted with influenza , hospital spokeswoman kelley luckstein said . “ he ’s doing well . we treated him for flu and cold symptoms and he was released today , ” she said . mondale , 87 , was diagnosed after he went to the hospital for a routine checkup following a fever , former president jimmy carter said friday . “ he is in the bed right this moment , but looking forward to come back home , ” carter said during a speech at a nobel peace prize forum in minneapolis . “ he said tell everybody he is doing well . ” mondale underwent treatment at the mayo clinic in rochester , minnesota . the 42nd vice president served under carter between 1977 and 1981 , and later ran for president , but lost to ronald reagan . but not before he made history by naming a woman , u.s. rep. geraldine a. ferraro of new york , as his running mate . before that , the former lawyer was a u.s. senator from minnesota . his wife , joan mondale , died last year .

Highlight

walter mondale was released from the mayo clinic on saturday , hospital spokeswoman said

Cloze-style question

walter mondale was released from the X on saturday , hospital spokeswoman said

Cloze-style answer

mayo clinic

Our query

mayo clinic

Our target summary

walter mondale was released from the mayo clinic on saturday , hospital spokeswoman said
