

J/ψ regeneration in a hadron gas: an update

L. M. Abreu*

*Instituto de Física, Universidade Federal da Bahia,
Campus Universitário de Ondina, 40170-115, Bahia, Brazil*

K. P. Khemchandani†

Universidade Federal de São Paulo, C.P. 01302-907, São Paulo, Brazil

A. Martínez Torres‡

Instituto de Física, Universidade de São Paulo, C.P. 66318, 05389-970 São Paulo, São Paulo, Brazil

F. S. Navarra§

*Instituto de Física, Universidade de São Paulo, C.P. 66318,
05389-970 São Paulo, São Paulo, Brazil
Institut de Physique Théorique, Université Paris Saclay,
CEA, CNRS, F-91191, Gif-sur-Yvette, France*

M. Nielsen¶

*Instituto de Física, Universidade de São Paulo, C.P. 66318, 05389-970 São Paulo, São Paulo, Brazil
SLAC Nacional Accelerator Laboratory, Stanford University, Stanford, California 94309, USA*

In heavy ion collisions after the quark-gluon plasma there is a hadronic gas phase. Using effective Lagrangians we study the interactions of charmed mesons which lead to J/ψ production and absorption in this gas. We update and extend previous calculations introducing strange meson interactions and also including the interactions mediated by the recently measured exotic charmonium resonances $Z(3900)$ and $Z(4025)$. These resonances open new reaction channels for the J/ψ , which could potentially lead to changes in its multiplicity. We compute the J/ψ production cross section in processes such as $D_{(s)}^{(*)} + \bar{D}^{(*)} \rightarrow J/\psi + (\pi, \rho, K, K^*)$ and also the J/ψ absorption cross section in the corresponding inverse processes. Using the obtained cross sections as input to solve the rate equation, we conclude that the interactions in the hadron gas phase do not significantly affect the J/ψ abundance. In other words, there is neither a charmonium suppression nor charmonium regeneration from light mesons in the hadronic phase.

PACS numbers:

Keywords:

I. INTRODUCTION

Precise measurements of the J/ψ multiplicity in heavy ion collisions are an important source of information about the properties of the quark-gluon plasma phase [1]. During this phase J/ψ 's are destroyed and created in a complex and rich dynamical process, which involves many properties of the QGP which we wish to know better. After cooling and hadronization there is a hadron gas phase, which may distort or even completely wash out the information carried by the J/ψ 's about the hot QGP phase. Much work has been devoted to understand the interactions of the J/ψ in a hadron gas and the most important process, i.e. the $J/\psi - \pi$ reaction (and the inverse process), has been exhaustively studied in many papers [2–10]. The results of these different calculations eventually converged and today we can say that the $J/\psi - \pi$ cross section is known with a reasonable precision. The J/ψ interactions have already been investigated with field theory models [2–5], quark models [6], QCD sum rules [7] and other approaches [8–10]. Most of these papers are more than ten years old and they focus on J/ψ suppression, which had been considered a signature of the quark-gluon plasma. However, in the last decade experimental data have shown that at the SPS and at the RHIC nearly the same amount of J/ψ suppression is observed. More recently, after the observation of an “unsuppression”

* luciano.abreu@ufba.br

† kanchan@if.usp.br

‡ amartine@if.usp.br

§ navarra@if.usp.br

¶ mnielsen@if.usp.br

at the LHC, the focus started to be the confirmation of the enhancement of the J/ψ yield, which became one of the new signatures of the QGP dynamics.

After pions, kaons are the next lightest and also very abundant mesons in a hadron gas. PHENIX data on particle production in $Au - Au$ collisions [11] show that at low transverse momentum ($p_T \simeq 0.5 - 1.5$ GeV) the ratio $(K^+ + K^-)/(\pi^+ + \pi^-)$ goes to the value 0.50. Recent ALICE data on particle production in $Pb - Pb$ collisions [12] in a similar p_T range show that this ratio is close to 0.45. Particles with these values of p_T most certainly come from the hadron gas. Taking into account the neutral states, kaons may be up to 30 % of all mesons in the hadron gas. Curiously, there are quite few works addressing the $J/\psi - K$ interaction [13] and even less works addressing the $J/\psi - K^*$ interaction [14]. This lack of knowledge and the potential changes in the final J/ψ abundance that kaons and other strange mesons might cause justifies the efforts to improve the existing calculations of the J/ψ - strange meson dissociation cross sections and also the inverse reactions. Indeed, in his opening talk at 2017 Quark Matter Conference [15], J. Schukraft formulated a list of goals to be achieved by the heavy ion physics community in the near future. One of them is to understand processes such as $D + \bar{D} \rightarrow J/\psi + X$, $D_s + \bar{D} \rightarrow J/\psi + X$...etc, which happen during the late hadronic phase of heavy ion collisions and increase the number of J/ψ 's. These processes are said to yield " J/ψ regeneration" [16, 17] and they are a background for J/ψ production by recombination of charm-anticharm pairs during the plasma phase.

Further motivation to revisit the study of J/ψ interactions with light mesons comes from the striking experimental information which appeared after the first round of studies of J/ψ interactions (roughly from 1995 to 2005): the existence of new charmonium states, the so-called X, Y and Z states, which started to be observed in 2003 [18]. Some of these states generate new channels for the J/ψ -light meson reactions and could potentially change the cross sections. We investigate the subject computing the cross sections of processes involving $Z_c(3900)$ and $Z_c(4025)$.

In this work we study J/ψ production in reactions involving pions and strange mesons, such as $D^{(*)} + \bar{D}^{(*)} \rightarrow J/\psi + \pi$, $D^{(*)} + \bar{D}^{(*)} \rightarrow J/\psi + \rho$, $D_s^{(*)} + \bar{D}^{(*)} \rightarrow J/\psi + K$ and $D_s^{(*)} + \bar{D}^{(*)} \rightarrow J/\psi + K^*$. As it was pointed out in Ref. [10] (see Fig. 20 of that work), the reactions initiated by D 's and D_s 's have the same order of magnitude. Making use of the effective Lagrangians discussed in Refs. [3, 5, 13, 14] we will obtain the cross sections for the above mentioned processes and with them we determine the thermally averaged cross sections for dissociation and production reactions. These latter are then used as input in rate equations, which can be solved giving the J/ψ abundance in heavy ion collisions. In some works (see, for example, Refs. [4, 19–21]) on the J/ψ dissociation in a hadron gas, medium effects are explicitly included. We are not going to take these effects into account, since in our formalism the J/ψ interactions are already treated individually and the use of medium modifications (such as, e.g., in-medium masses) might lead to a double counting of the interactions. Also, we are not going to include in the calculation the J/ψ 's which result from the radiative decays of the $\psi(2S)$'s.

The paper is organized as follows. In Section II we describe the formalism, and determine the production and absorption cross sections for $\pi J/\psi$, $\rho J/\psi$ and $K^{(*)} J/\psi$ reactions. Then, in Section III we present and discuss the results obtained for thermally averaged cross sections. After that, Section IV is devoted to the analysis of J/ψ abundance in heavy ion collisions. Finally, in Section V we draw the concluding remarks.

II. INTERACTIONS BETWEEN J/ψ AND LIGHT MESONS

Our starting point is the calculation of the cross sections for the $\varphi - J/\psi$ interactions, where φ denotes a pseudoscalar or vector meson. To this end, we follow Refs. [3, 5, 13, 14] and use the effective couplings between pseudoscalar and vector mesons within the framework of an $SU(4)$ effective theory. This is an effective formalism in which the vector mesons are identified as the gauge bosons, and the relevant Lagrangians are given by [3, 4]

$$\begin{aligned}
\mathcal{L}_{PPV} &= -ig_{PPV} \langle V^\mu [P, \partial_\mu P] \rangle, \\
\mathcal{L}_{VVV} &= ig_{VVV} \langle \partial_\mu V_\nu [V^\mu, V^\nu] \rangle, \\
\mathcal{L}_{PPVV} &= g_{PPVV} \langle PV^\mu [V_\mu, P] \rangle, \\
\mathcal{L}_{VVVV} &= g_{VVVV} \langle V^\mu V^\nu [V_\mu, V_\nu] \rangle,
\end{aligned} \tag{1}$$

where the indices PPV and VVV , $PPVV$ and $VVVV$ denote the type of vertex incorporating pseudoscalar and vector meson fields in the couplings [3, 4, 13, 14], and g_{PPV} , g_{VVV} , g_{PPVV} and g_{VVVV} are the respective coupling constants; the symbol $\langle \dots \rangle$ stands for the trace over $SU(4)$ -matrices; V_μ represents a $SU(4)$ matrix, which is parametrized by

16 vector-meson fields including the 15-plet and singlet of $SU(4)$,

$$V_\mu = \begin{pmatrix} \frac{\rho^0}{\sqrt{2}} + \frac{\omega}{\sqrt{6}} + \frac{J/\Psi}{\sqrt{12}} & \rho^+ & K^{*+} & \bar{D}^{*0} \\ \rho^- & -\frac{\rho^0}{\sqrt{2}} + \frac{\omega}{\sqrt{6}} + \frac{J/\Psi}{\sqrt{12}} & K^{*0} & D^{*-} \\ K^{*-} & \bar{K}^{*0} & -\frac{2\omega}{\sqrt{6}} + \frac{J/\Psi}{\sqrt{12}} & D_s^{*-} \\ D^{*0} & D^{*+} & D_s^{*+} & -\frac{3J/\Psi}{\sqrt{12}} \end{pmatrix}_\mu; \quad (2)$$

P is a matrix containing the 15-plet of the pseudoscalar meson fields, written in the physical basis in which η , η' mixing is taken into account,

$$P = \begin{pmatrix} \frac{\pi^0}{\sqrt{2}} + \frac{\eta}{\sqrt{6}} + \frac{\eta_c}{\sqrt{12}} & \pi^+ & K^+ & \bar{D}^0 \\ \pi^- & -\frac{\pi^0}{\sqrt{2}} + \frac{\eta}{\sqrt{6}} + \frac{\eta_c}{\sqrt{12}} & K^0 & D^- \\ K^{*-} & \bar{K}^{*0} & -\frac{2\eta}{\sqrt{6}} + \frac{\eta_c}{\sqrt{12}} & D_s^- \\ D^0 & D^+ & D_s^+ & -\frac{3\eta_c}{\sqrt{12}} \end{pmatrix}.$$

In addition to the terms given above, we also consider anomalous parity terms. The anomalous parity interactions with vector fields can be described in terms of the gauged Wess-Zumino action [3], which can be summarized as

$$\begin{aligned} \mathcal{L}_{PVV} &= -g_{PVV} \varepsilon^{\mu\nu\alpha\beta} \langle \partial_\mu V_\nu \partial_\alpha V_\beta P \rangle, \\ \mathcal{L}_{PPPV} &= -ig_{PPPV} \varepsilon^{\mu\nu\alpha\beta} \langle V_\mu (\partial_\nu P) (\partial_\alpha P) (\partial_\beta P) \rangle, \\ \mathcal{L}_{PVVV} &= ig_{PVVV} \varepsilon^{\mu\nu\alpha\beta} [\langle V_\mu V_\nu V_\alpha \partial_\beta P \rangle \\ &\quad + \frac{1}{3} \langle V_\mu (\partial_\nu V_\alpha) V_\beta P \rangle]. \end{aligned} \quad (3)$$

The g_{PVV} , g_{PPPV} , g_{PVVV} are the coupling constants of the PVV , $PPPV$ and $PVVV$ vertices, respectively [3–5, 13, 14]. The couplings given by the effective Lagrangians in Eqs. (1) and (3) allow us to study the following $\varphi J/\Psi$ absorption processes

$$\begin{aligned} (1) \quad \varphi J/\Psi &\rightarrow D_{(s)} \bar{D}, \\ (2) \quad \varphi J/\Psi &\rightarrow D_{(s)}^* \bar{D}^*, \\ (3) \quad \varphi J/\Psi &\rightarrow D_{(s)}^* \bar{D}, \\ (4) \quad \varphi J/\Psi &\rightarrow D_{(s)} \bar{D}^*, \end{aligned} \quad (4)$$

where the final states with strange charmed mesons stand for the initial states with K and K^* mesons, while final states with unflavored charmed mesons appear for the initial states with pions and ρ mesons. In the present approach, the diagrams considered to compute the amplitudes of the processes above are of two types: one-meson exchange and contact graphs. They are shown in Fig. 1 of Refs. [3], [13] and [14] for the reactions involving π , K and K^* , respectively, and in Fig. 2 of Ref. [3] for those with ρ .

We define the invariant amplitudes for the processes (1)-(4) in Eq. (4) involving $\varphi = \pi, K$ mesons as

$$\begin{aligned} \mathcal{M}_1^{(\varphi)} &= \sum_i \mathcal{M}_{1i}^{(\varphi)\mu} \epsilon_\mu(p_2), \\ \mathcal{M}_2^{(\varphi)} &= \sum_i \mathcal{M}_{2i}^{(\varphi)\mu\nu\lambda} \epsilon_\mu(p_2) \epsilon_\nu^*(p_3) \epsilon_\lambda^*(p_4), \\ \mathcal{M}_3^{(\varphi)} &= \sum_i \mathcal{M}_{3i}^{(\varphi)\mu\nu} \epsilon_\mu(p_2) \epsilon_\nu^*(p_3), \\ \mathcal{M}_4^{(\varphi)} &= \sum_i \mathcal{M}_{4i}^{(\varphi)\mu\nu} \epsilon_\mu(p_2) \epsilon_\nu^*(p_4). \end{aligned} \quad (5)$$

In the above equations, the sum over i represents the sum over all diagrams contributing to the respective amplitude; p_j denotes the momentum of particle j , with particles 1 and 2 standing for initial state mesons, and particles 3 and 4 for final state mesons; $\epsilon_\mu(p_j)$ is the polarization vector related to the respective vector particle j . The explicit expressions of amplitudes $\mathcal{M}^{(\pi)}$ and $\mathcal{M}^{(K)}$ we use in the present work are reported in Refs. [3] and [13], respectively.

In the case of processes involving $\varphi = \rho, K^*$ mesons, we must add on the right hand side of each expression in Eq. (5) the contraction of the amplitude with the polarization vector of vector meson, i.e. for the reaction (1) we have $\mathcal{M}_1^{(\varphi)\mu\nu} \epsilon_\mu(p_1) \epsilon_\nu(p_2)$ and so on. The explicit expressions of the amplitudes $\mathcal{M}^{(\rho)}$ and $\mathcal{M}^{(K^*)}$ used here are those published in Refs. [3] and [13, 14], with some minor changes [23].

We are interested in the determination of the isospin-spin-averaged cross section for the processes in Eq. (4), which in the center of mass (CM) frame is defined as

$$\sigma_r^{(\varphi)}(s) = \frac{1}{64\pi^2 s} \frac{|\vec{p}_f|}{|\vec{p}_i|} \int d\Omega \overline{\sum_{S,I}} |\mathcal{M}_r^{(\varphi)}(s, \theta)|^2, \quad (6)$$

where $r = 1, 2, 3, 4$ labels $\varphi - J/\Psi$ absorption processes according to Eq. (5); \sqrt{s} is the CM energy; $|\vec{p}_i|$ and $|\vec{p}_f|$ denote the three-momenta of initial and final particles in the CM frame, respectively; the symbol $\overline{\sum_{S,I}}$ represents the sum over the spins and isospins of the particles in the initial and final state, weighted by the isospin and spin degeneracy factors of the two particles forming the initial state for the reaction r , i.e.

$$\overline{\sum_{S,I}} |\mathcal{M}_r|^2 = \frac{1}{g_1 g_2} \sum_{S,I} |\mathcal{M}_r|^2, \quad (7)$$

with $g_1 = (2I_{1i,r} + 1)(2S_{1i,r} + 1)$, $g_2 = (2I_{2i,r} + 1)(2S_{2i,r} + 1)$ being the degeneracy factors of the initial particles 1 and 2.

We have employed in the computations of the present work the isospin-averaged masses: $m_\pi = 138.1$ MeV, $m_\rho = 775.2$ MeV, $m_K = 495.6$ MeV, $m_{K^*} = 893.7$ MeV, $m_D = 1867.2$ MeV, $m_{D^*} = 2008.6$ MeV, $m_{D_s} = 1968.3$ MeV, $m_{D_s^*} = 2112.1$ MeV, $m_{J/\Psi} = 3096.9$ MeV. Besides, the values of coupling constants appearing in the expressions of the amplitudes have been taken from Ref. [5] for $\mathcal{M}^{(\pi)}$; from Refs. [13, 14] for $\mathcal{M}^{(K)}$ and $\mathcal{M}^{(K^*)}$; and from Ref. [3] for the couplings involving ρ meson in $\mathcal{M}^{(\rho)}$. We have also included form factors in the vertices when evaluating the cross sections. They were taken from [3] and are:

$$F_3 = \frac{\Lambda^2}{\Lambda^2 + \mathbf{q}^2}; \quad F_4 = \frac{\Lambda^2}{\Lambda^2 + \bar{\mathbf{q}}^2} \frac{\Lambda^2}{\Lambda^2 + \mathbf{q}^2}, \quad (8)$$

where F_3 and F_4 are the form factor for the three-point and four-point vertices, respectively; $\mathbf{q} = (\mathbf{p}_1 - \mathbf{p}_3)^2$ or $(\mathbf{p}_2 - \mathbf{p}_3)^2$ for a vertex involving a t - or u -channel meson exchange; and $\bar{\mathbf{q}} = [(\mathbf{p}_1 - \mathbf{p}_3)^2 + (\mathbf{p}_2 - \mathbf{p}_3)^2]/2$. The cutoff parameter Λ was chosen to be $\Lambda = 2.0$ GeV for all vertices [3].

A. J/ψ absorption

On the top-left panel of Fig. 1 the $\pi J/\Psi$ absorption cross sections for the $\pi J/\Psi \rightarrow D\bar{D}, D^*\bar{D}$ and $D^*\bar{D}^*$ reactions are plotted as a function of the CM energy \sqrt{s} . Both the magnitude and the relative importance of each of these reactions are in agreement with previous calculations based on QCD sum rules [7]. The cross sections of the processes $\rho J/\Psi \rightarrow D\bar{D}, D^*\bar{D}^*$ and $D^*\bar{D}^*$ reactions are plotted as a function of \sqrt{s} on the top-right panel of the figure. We see that these cross sections have the same order of magnitude as those initiated by pions. This is also in agreement with other previous calculations (see, for example, Ref. [10]). On the bottom-left panel of Fig. 1 the cross sections of the processes $K J/\Psi \rightarrow D_s \bar{D}, D_s^* \bar{D}^*, D_s^* \bar{D}$, and $D_s \bar{D}^*$ reactions are shown. Finally, on the bottom-right panel of the same figure we show the cross sections of the processes initiated by K^* : $K^* J/\Psi \rightarrow D_s \bar{D}, D_s^* \bar{D}^*, D_s^* \bar{D}$, and $D_s \bar{D}^*$. Both the magnitude and the relative importance of each of these reactions are in agreement with the results obtained in Ref. [10] and also with those obtained in Ref. [13] and Ref. [14]. There are some small differences due to different choices in the form factors and cutoff values. The most striking difference is in the strength of the K^* initiated processes, which in our case is remarkably larger.

Summarizing, despite the different \sqrt{s} -dependence of the $(\pi, \rho, K, K^*) - J/\Psi$ absorption cross sections discussed above, their contributions can be considered approximately of the same order of magnitude, justifying the inclusion of all these contributions in the analysis of J/Ψ abundance that will be done in next Sections.

B. J/ψ production

We now calculate the cross sections of the inverse processes, which can be obtained from the direct processes through the use of detailed balance (see Eq. (48) from Ref. [5]). In the top-left panel of Fig. 2 the $\pi J/\Psi$ production

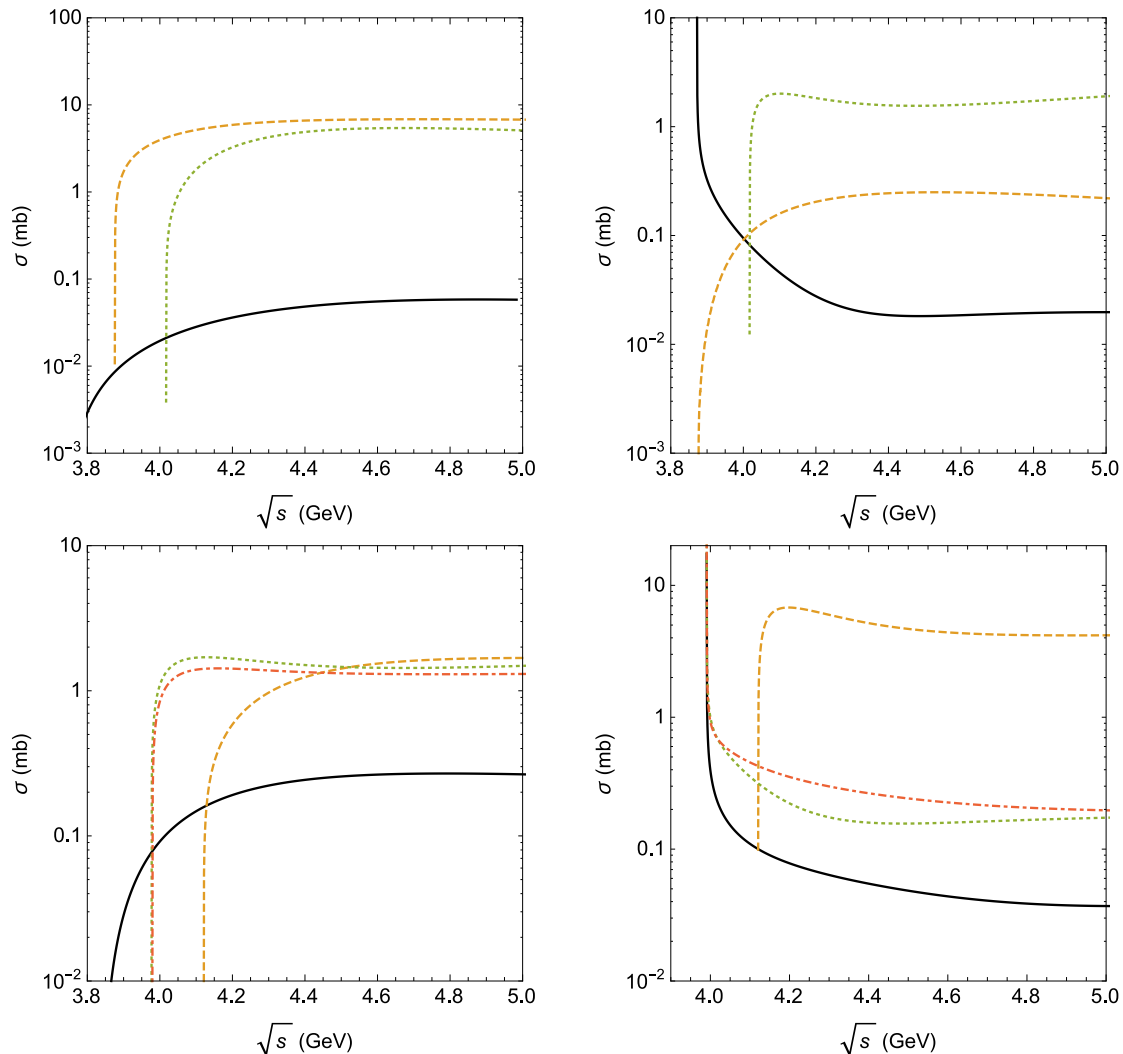


FIG. 1: J/Ψ absorption cross sections in different processes as a function of the CM energy \sqrt{s} . Top-left panel: $\pi J/\Psi$ in the initial state. Top-right panel: $\rho J/\Psi$ in the initial state. Solid, dashed and dotted lines represent the $\pi(\rho)J/\Psi \rightarrow D\bar{D}$, $\pi(\rho)J/\Psi \rightarrow D^*\bar{D}$ and $\pi(\rho)J/\Psi \rightarrow D^*\bar{D}^*$ reactions, respectively. Bottom-left panel: $K J/\Psi$ in the initial state. Bottom-right panel: $K^* J/\Psi$ in the initial state. Solid, dashed, dotted and dot-dashed lines represent the $K^{(*)}J/\Psi \rightarrow D_s\bar{D}$, $K^{(*)}J/\Psi \rightarrow D_s^*\bar{D}$, $K^{(*)}J/\Psi \rightarrow D_s^*\bar{D}^*$ and $K^{(*)}J/\Psi \rightarrow D_s\bar{D}^*$ reactions, respectively.

cross sections for the $D\bar{D} \rightarrow \pi J/\Psi$, $D^*\bar{D}^* \rightarrow \pi J/\Psi$ and $D^*\bar{D} \rightarrow \pi J/\Psi$ reactions are plotted as a function of the CM energy \sqrt{s} . In the top-right panel of Fig. 2 the $\rho J/\Psi$ production cross sections for the $D\bar{D} \rightarrow \rho J/\Psi$, $D^*\bar{D}^* \rightarrow \rho J/\Psi$ and $D^*\bar{D} \rightarrow \rho J/\Psi$ reactions are plotted as a function of the CM energy \sqrt{s} . In the bottom-left panel of Fig. 2 the $K J/\Psi$ production cross sections are plotted and in the bottom-right panel of same figure the $K^* J/\Psi$ production cross sections are plotted.

From these many curves, two general conclusions may be drawn: i) Reactions which start or end with $\pi J/\Psi$ and $K^* J/\Psi$ have larger cross sections. ii) Excluding the low energy region (which will be much less relevant for phenomenology), the J/ψ production and absorption cross sections are very close to each other in almost all channels. Since the J/Ψ absorption and production cross sections have comparable magnitudes, what will determine the final yield of J/Ψ 's will be the thermally averaged cross sections, which, reflecting the physical aspects of the hadron gas, will select the range of energies (in the horizontal axis of Figs. 1 and 2) which are more important.

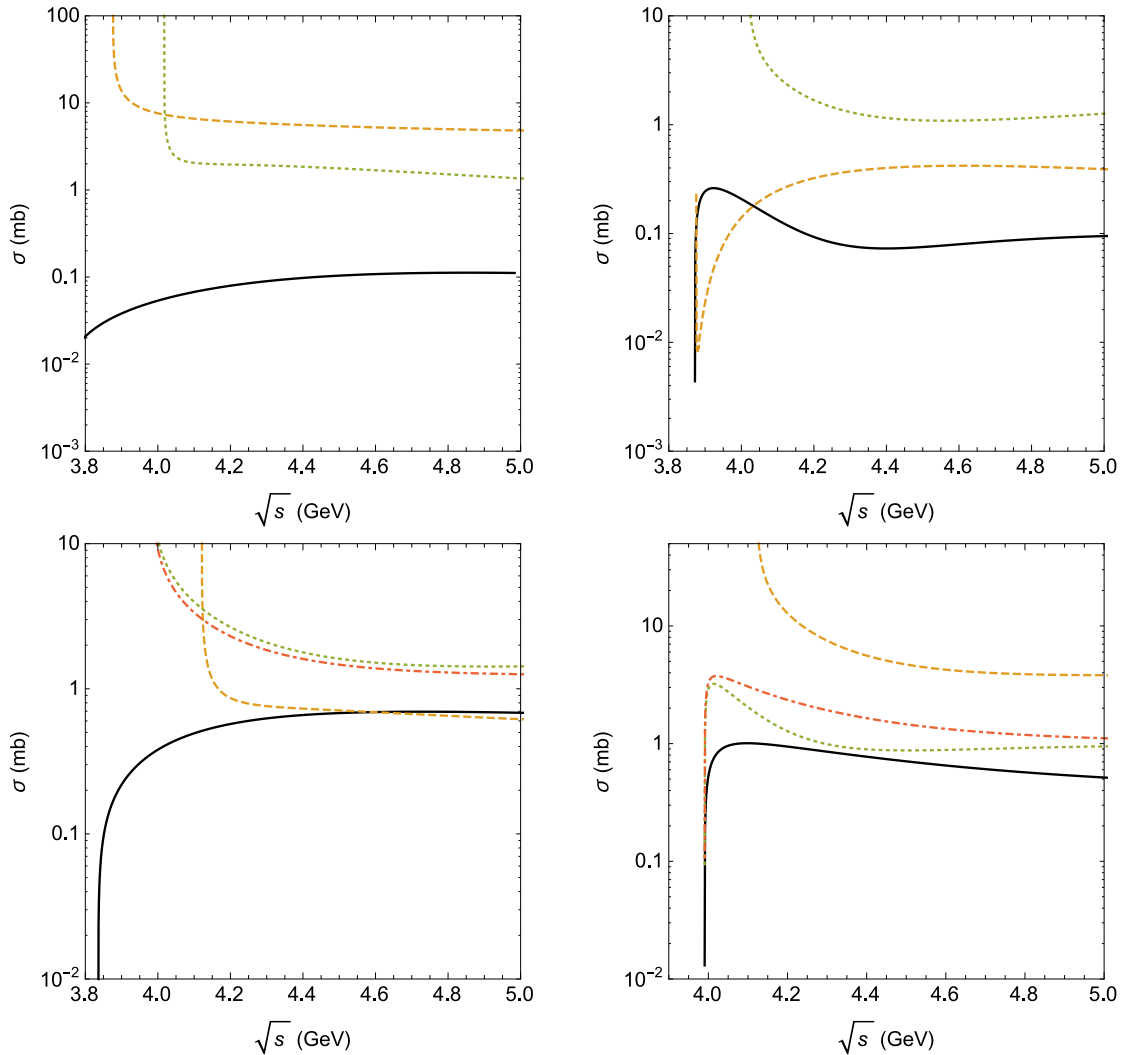


FIG. 2: J/ψ production cross sections in different processes as a function of the CM energy \sqrt{s} . Top-left panel: $\pi J/\psi$ in the final state. Top-right panel: $\rho J/\psi$ in the final state. Solid, dashed and dotted lines represent the $D\bar{D} \rightarrow \pi(\rho)J/\psi$, $D^*\bar{D} \rightarrow \pi(\rho)J/\psi$ and $D^*\bar{D}^* \rightarrow \pi(\rho)J/\psi$ reactions, respectively. Bottom-left panel: $K J/\psi$ in the final state. Bottom-right panel: $K^* J/\psi$ in the final state. Solid, dashed, dotted and dot-dashed lines represent the $D_s\bar{D} \rightarrow K^{(*)}J/\psi$, $D_s^*\bar{D} \rightarrow K^{(*)}J/\psi$, $D_s^*\bar{D} \rightarrow K^{(*)}J/\psi$, and $D_s\bar{D}^* \rightarrow K^{(*)}J/\psi$ reactions, respectively.

C. The impact of the $Z(3900)$ and $Z(4025)$ resonances on J/ψ production

Over the last decade the existence of exotic charmonium states has been well established. These are new states which contain a $c\bar{c}$ pair but are not conventional quark-antiquark configurations, being rather multiquark states. For the present work some states are particularly relevant: those which decay into $J/\psi - \pi$, as the $Z_c(3900)$, and those which decay into $J/\psi - \rho$, as the $Z_c(4025)$. Indeed, these states open new s-channels for J/ψ interactions, as, for example: $J/\psi + \pi \rightarrow Z_c \rightarrow D + \bar{D}^*$. These processes can change the results found in the previous section and hence deserve a special attention. The impact of the best known of the exotic states, the $X(3872)$, on J/ψ interactions with light mesons was first investigated in Ref. [24], where the cross section of the reaction $J/\psi + \rho \rightarrow D + \bar{D}^*$ was calculated. The obtained cross section was very small and can then be neglected. More recently the BES Collaboration observed [25] and then confirmed [26] the $Z_c^\pm(3900)$ state in the $\pi J/\psi$ invariant mass of the reaction $e^+e^- \rightarrow \pi^+\pi^- J/\psi$, with $J^P = 1^+$, mass $3881.2 \pm 4.2 \pm 52.7$ MeV and width $51.8 \pm 4.6 \pm 36$ MeV. Signals for its neutral partner, $Z_c^0(3900)$, have also been found [27]. In the context of the present work, a natural question is then: what is the impact of the reaction $J/\psi + \pi \rightarrow Z_c \rightarrow D + \bar{D}^*$ on the results found in the previous section? In order to estimate the influence of the $Z_c(3900)$ on such reactions, we consider the process of the absorption of J/ψ for a particular total electric charge,

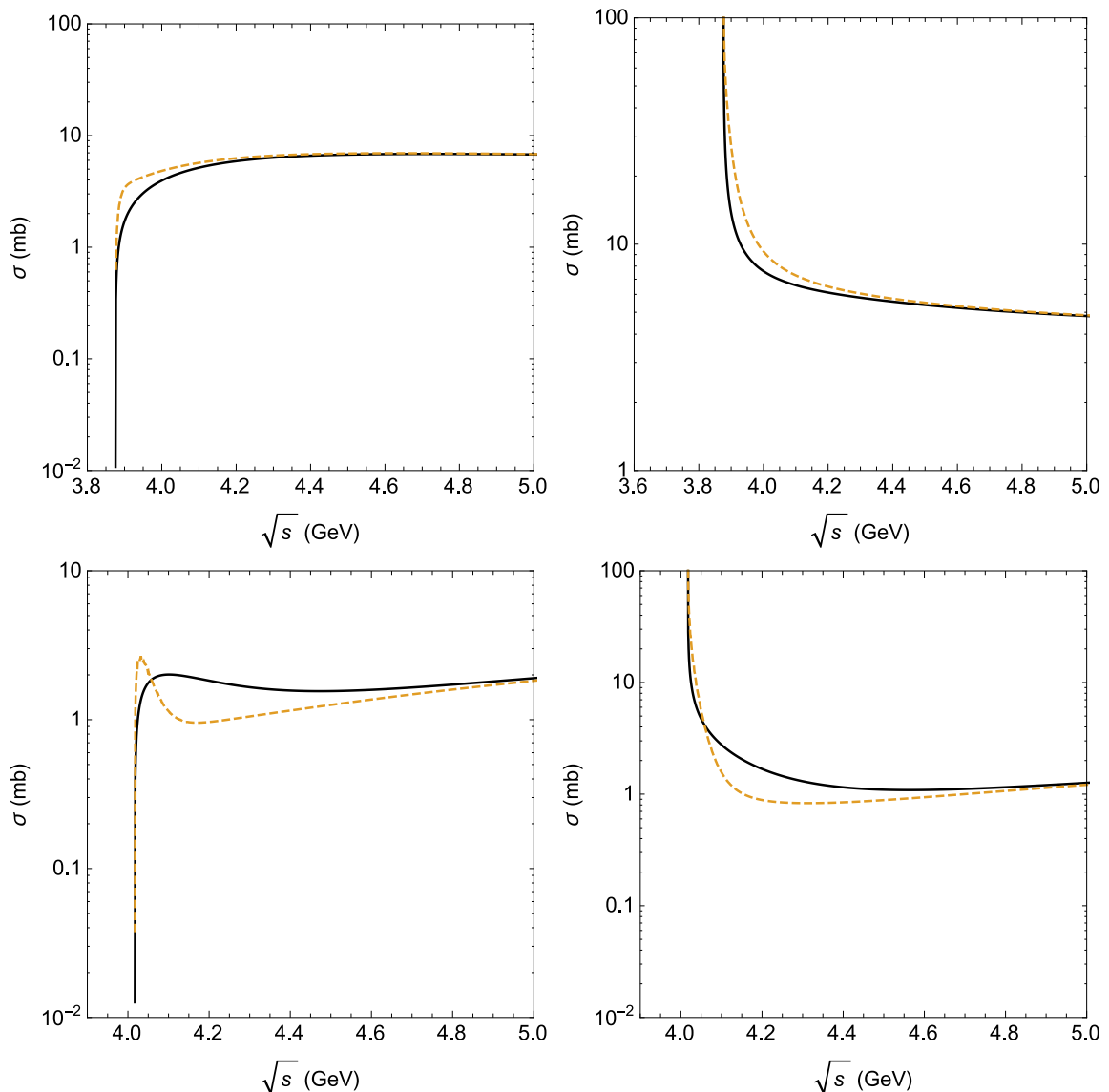


FIG. 3: J/Ψ absorption (top left) and production (top right) cross sections by π 's. The solid lines represent the cross sections obtained without including the Z_c (3900) exchange in the s-channel. The dashed lines show the results with the exchange of Z_c (3900) in the s-channel included. Bottom panels show the J/Ψ absorption (bottom left) and production (bottom right) cross sections by ρ 's. The solid lines in these panels show the cross sections obtained without including the Z_c (4025) exchange in the s-channel. The dashed lines show the results obtained by including the Z_c (4025) exchange in the s-channel.

which can be 0, +1 or -1. The amplitude for this process can be written as

$$\mathcal{M}_Z = \alpha_{J/\psi\pi} \alpha_{D\bar{D}^*} \frac{1}{s - M_Z^2 + iM_Z\Gamma_Z} \times \left(-g^{\mu\nu} + \frac{p^\mu k'^\nu}{M_Z^2} \right) \epsilon^\mu(k) \epsilon^{\nu*}(p'), \quad (9)$$

where $M_Z = 3871.28$ MeV and $\Gamma_Z = 40$ MeV represent the mass and width of the $Z_c(3900)$ respectively. Also, $\alpha_{J/\psi\pi}$ and $\alpha_{D\bar{D}^*}$ are the couplings of the Z_c to the $J/\psi\pi$ and to the $D\bar{D}^*$ states, respectively, for a particular electric charge. To determine these couplings we use the results of Ref. [28]. In Table I we show the values found for these couplings for the channels of interest in this work. In the Table, the quantities $\alpha_1 = 8128.3 - i53.0$ MeV and $\alpha_2 = 3300 - i923$ MeV represent the coupling of the Z_c to the states $\frac{1}{\sqrt{2}}(|D\bar{D}^*, I=1\rangle + |D^*\bar{D}, I=1\rangle)$ and $|J/\psi\pi\rangle$, which have isospin 1 and positive G -parity. We follow the isospin phase convention $|\pi^+\rangle = -|1, 1\rangle$, $|D^0\rangle = |D^{*0}\rangle = -|1/2, -1/2\rangle$.

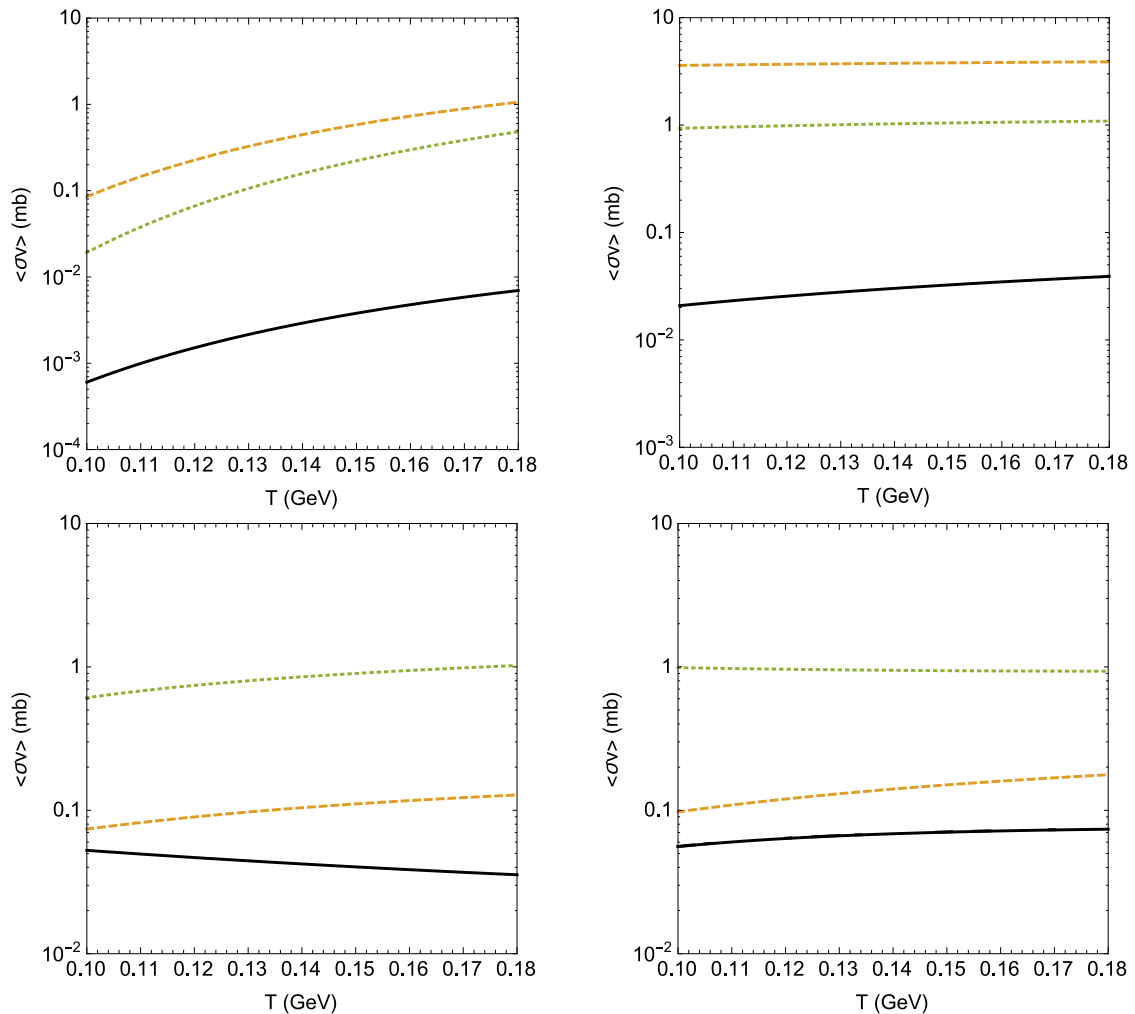


FIG. 4: J/Ψ absorption and production cross sections by π 's and ρ 's as a function of the temperature. Top-left panel: absorption reactions with $\pi J/\Psi$ in the initial state. $\pi J/\Psi \rightarrow D\bar{D}$ (solid line), $\pi J/\Psi \rightarrow D^*\bar{D}$ (dashed lines) and $\pi J/\Psi \rightarrow D^*\bar{D}^*$ (dotted lines). Top-right panel: production reactions with $\pi J/\Psi$ in the final state. The line convention is the same as in the left panel. Bottom-left panel: absorption reactions with $\rho J/\Psi$ in the initial state. $\rho J/\Psi \rightarrow D\bar{D}$ (solid line), $\rho J/\Psi \rightarrow D^*\bar{D}$ (dashed line) and $\rho J/\Psi \rightarrow D^*\bar{D}^*$ (dotted line) Bottom-right panel: production reactions with $\rho J/\Psi$ in the final state. The line convention is the same as in the left panel.

TABLE I: Couplings of the $Z_c(3900)$ found in Ref. [28] to the channels $J/\psi\pi$ and $D\bar{D}^*$ for different electric charges.

Channel	Coupling
$D^0\bar{D}^{*0}, D^+D^{*-}$	$-\alpha_1/2, \alpha_1/2$
$D^+\bar{D}^{*0}, D^0D^{*-}$	$\alpha_1/\sqrt{2}, -\alpha_1/\sqrt{2}$
$J/\psi\pi^0, J/\psi\pi^-, J/\psi\pi^+$	$\alpha_2, \alpha_2, -\alpha_2$

The BESIII collaboration has also claimed the existence of an isospin 1 resonance, called $Z_c(4025)$ (width around 25 MeV) in the $D^*\bar{D}^*$ invariant mass distribution of the reaction $e^+e^- \rightarrow \pi^\mp(D^*\bar{D}^*)^\pm$ [29]. Assuming that the $D^*\bar{D}^*$ pair interacts in s-wave, the authors of Ref. [29] have assigned to the $Z_c(4025)$ the quantum numbers $J^P = 1^+$. However, as stated by the same authors, the experiment can not exclude other spin-parity assignments. In fact, as shown in Ref. [30], the invariant mass distribution found in Ref. [29] can be explained considering the $I^G(J^{PC}) = 1^-(2^{++})$ state with mass and width around 4000 and 90 MeV, respectively, which is generated as a consequence of the interaction of $D^*\bar{D}^* - c.c$ and $J/\psi\rho$ in a coupled channel approach [31–33]. This interpretation is more plausible, since if the state $Z_c(4025)$ would have $J^P = 1^+$, as assumed in Ref. [29], it should have a large decay width to $J/\psi\pi$, as in case of the $Z_c(3900)$ mentioned above. However, in Refs. [25, 29, 34, 35] no signal is found in the $J/\psi\pi$ invariant mass

around 4025 MeV. Note that, theoretically, in both cases, the states $Z_c(3900)$ and $Z_c(4025)$ appear below the $D\bar{D}^*$ threshold for the former and below the $D^*\bar{D}^*$ threshold for the latter. However, as explained in Ref. [30], it is their corresponding widths what makes possible their manifestation in the $D\bar{D}^*$ and $D^*\bar{D}^*$ invariant mass distribution found in Refs. [25, 29, 34, 35].

As in the case of the $Z_c(3900)$, the exchange of $Z_c(4025)$ could also play an important role in the determination of the cross section of the reaction $J/\psi\rho \rightarrow D^*\bar{D}^*$ and its time reversed process. In order to estimate this contribution we consider the s-channel process $J/\psi + \rho \rightarrow Z_c(4025) \rightarrow D^* + \bar{D}^*$ and follow Ref. [32], where $Z_c(4025)$ is associated with the $I^G(J^{PC}) = 1^+(2^{++})$ state found at 3998 MeV with a width of 90 MeV in the T -matrix obtained from the resolution of the Bethe-Salpeter equation considering $D^*\bar{D}^* - c.c.$, $J/\psi\rho$ as coupled channels. The amplitude associated with the process $J/\psi + \rho \rightarrow Z_c(4025) \rightarrow D^* + \bar{D}^*$ is given by

$$\mathcal{M}_{Z'} = \eta_{J/\psi\rho} \eta_{D^*\bar{D}^*} \frac{1}{s - M_{Z'}^2 + iM_{Z'}\Gamma_{Z'}} \times P^{\mu\nu\alpha\beta}(q) \epsilon_\mu(k) \epsilon_\nu(p) \epsilon_\alpha^*(k') \epsilon_\beta^*(p'), \quad (10)$$

where $M_{Z'} = 3989.61$ MeV and $\Gamma_{Z'} = 90$ MeV are, respectively, the mass and width found for the $Z_c(4025)$ in Ref. [32], $q = k + p = k' + p'$ is the total four-momentum, $\eta_{J/\psi\rho}$ and $\eta_{D^*\bar{D}^*}$ are the couplings of $Z_c(4025)$ to the channels $J/\psi\rho$ and $D^*\bar{D}^*$ for a particular total electric charge (0, +1 or -1) and $P^{\mu\nu\alpha\beta}(q)$ is the spin 2 projector, which is given by [33, 36]

$$P^{\mu\nu\alpha\beta}(q) = \frac{1}{2}(\Delta^{\mu\alpha}\Delta^{\nu\beta} + \Delta^{\mu\beta}\Delta^{\nu\alpha}) - \frac{1}{3}\Delta^{\mu\nu}\Delta^{\alpha\beta}, \quad (11)$$

with

$$\Delta^{\mu\nu}(q) = -g^{\mu\nu} + \frac{q^\mu q^\nu}{M_{Z'}^2}, \quad (12)$$

and $g^{\mu\nu} = \text{diag}(1 \ -1 \ -1 \ -1)$ is the metric tensor. The coupling constants $\eta_{J/\psi\rho}$ and $\eta_{D^*\bar{D}^*}$, as in case of $Z_c(3900)$,

TABLE II: Coupling of the $Z_c(4025)$ found in Ref. [32] to the channels $J/\psi\rho$ and $D^*\bar{D}^*$ for different electric charges.

Channel	Coupling
$D^{*0}\bar{D}^{*0}, D^{*+}D^{*-}$	$-\eta_1/2, \eta_1/2$
$D^{*+}\bar{D}^{*0}, D^{*0}D^{*-}$	$\eta_1/\sqrt{2}, -\eta_1/\sqrt{2}$
$J/\psi\rho^0, J/\psi\rho^-, J/\psi\rho^+$	$\eta_2, \eta_2, -\eta_2$

can be calculated from the residue of the corresponding scattering matrix of Ref. [32] evaluated at the pole position. The value for these couplings are listed in Table II. In the Table the quantities $\eta_1 = 12560.80 - i507.80$ MeV and $\eta_2 = 8145.78 - i2627.96$ MeV represent the coupling of $Z_c(4025)$ to the states $\frac{1}{\sqrt{2}}(|D\bar{D}^*, I=1\rangle - |D^*\bar{D}, I=1\rangle)$ and $|J/\psi\rho\rangle$, which have isospin 1 and G -parity negative. We follow the isospin phase convention $|\rho^+\rangle = -|1, 1\rangle$, $|D^{*0}\rangle = -|1/2, -1/2\rangle$. With the above amplitudes we can calculate the cross sections for J/ψ absorption and production in each one of the channels.

In Fig. 3 we show the cross sections of the processes $J/\psi + \pi \rightarrow D + \bar{D}^*$ and $J/\psi + \rho \rightarrow D + \bar{D}^*$ and the corresponding inverse processes. The solid lines show the results obtained in the previous subsections and the dashed lines show the effect of including the $Z_c(3900)$ and $Z_c(4025)$ as described above. As it can be seen the effect of the new resonances is small and will be neglected in what follows.

III. THERMALLY AVERAGED CROSS SECTIONS

We define the thermally averaged cross section for a given process $ab \rightarrow cd$ as [22, 37–39]

$$\langle \sigma_{ab \rightarrow cd} v_{ab} \rangle = \frac{d^3\mathbf{p}_a d^3\mathbf{p}_b f_a(\mathbf{p}_a) f_b(\mathbf{p}_b) \sigma_{ab \rightarrow cd} v_{ab}}{d^3\mathbf{p}_a d^3\mathbf{p}_b f_a(\mathbf{p}_a) f_b(\mathbf{p}_b)} \quad (13)$$

where v_{ab} represents the relative velocity of initial two interacting particles a and b and the function $f_i(\mathbf{p}_i)$ is the Bose-Einstein distribution (of particles of species i), which depends on the temperature T .

In the two upper panels of Fig. 4 we plot the thermally averaged cross sections for $\pi J/\Psi$ absorption (on the left) and production (on the right) via the processes discussed in previous section. We can see that for all processes the production reactions are larger than the absorption ones. In the two lower panels of Fig. 4 we plot the thermally averaged cross sections for the $\rho J/\Psi$ absorption and production. It can be noticed that they are comparable for all processes.

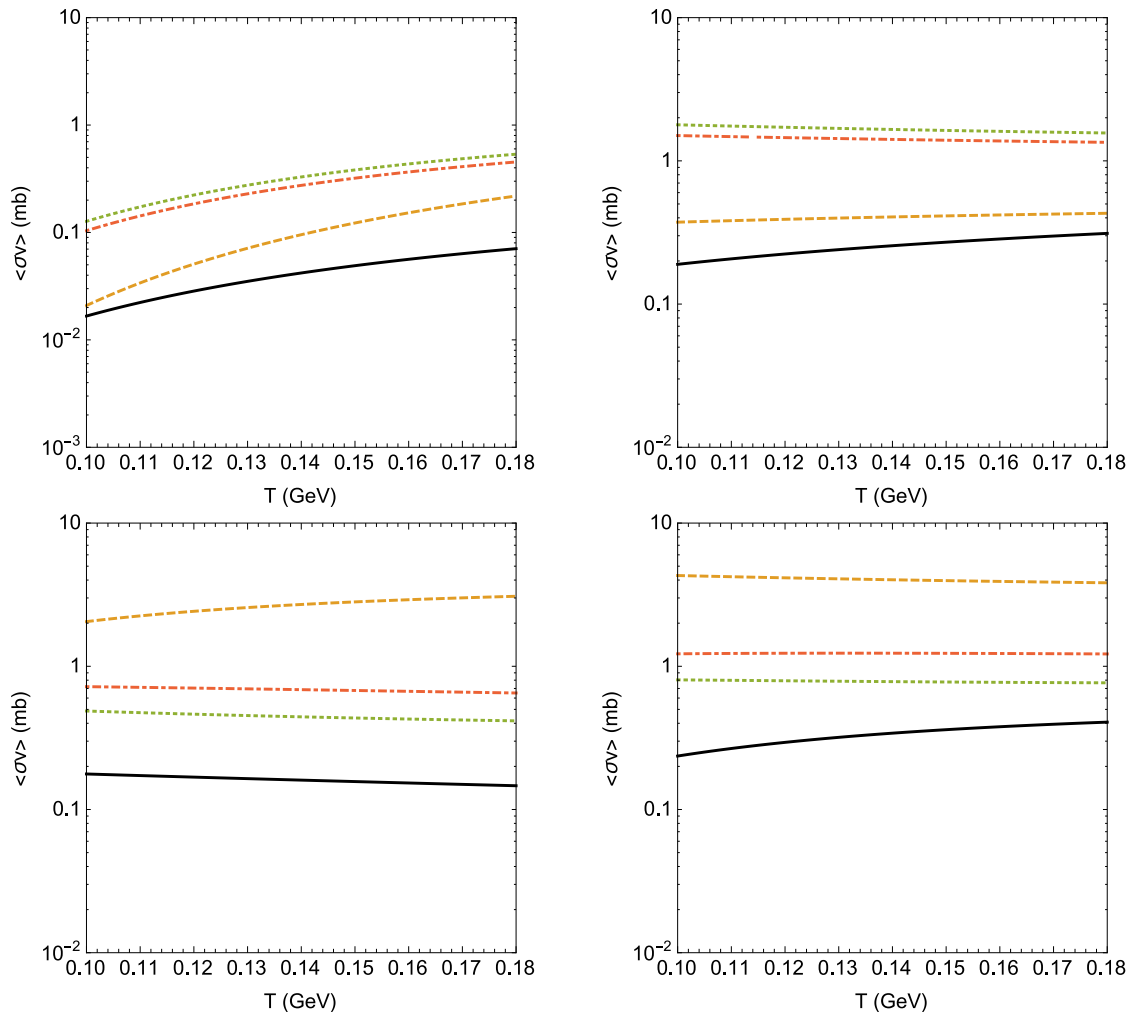


FIG. 5: J/Ψ absorption and production cross sections by K 's and K^* 's as a function of the temperature. Top-left panel: absorption reactions with KJ/Ψ in the initial state. $KJ/\Psi \rightarrow D_s\bar{D}$ (solid line), $KJ/\Psi \rightarrow D_s^*\bar{D}^*$ (dashed line), $KJ/\Psi \rightarrow D_s^*\bar{D}$ (dotted line) and $KJ/\Psi \rightarrow D_s\bar{D}^*$ (dot-dashed line). Top-right panel: production reactions with KJ/Ψ in the final state. The line convention is the same as in the left panel. Bottom-left panel: absorption reactions with K^*J/Ψ in the initial state. $K^*J/\Psi \rightarrow D_s\bar{D}$ (solid line), $K^*J/\Psi \rightarrow D_s^*\bar{D}^*$ (dashed line), $K^*J/\Psi \rightarrow D_s^*\bar{D}$ (dotted line) and $K^*J/\Psi \rightarrow D_s\bar{D}^*$ (dot-dashed line). Bottom-right panel: production reactions with K^*J/Ψ in the final state. The line convention is the same as in the left panel.

In the upper panels of Fig. 5 we plot the thermally averaged cross sections for the KJ/Ψ absorption (on the left) and production (on the right). As before, the production reactions have larger cross sections than the corresponding inverse reactions. Finally, the thermally averaged cross sections for the K^*J/Ψ absorption and production are plotted in the lower panels of Fig. 5. It can be seen that the J/Ψ production cross sections are always larger than the respective absorption cross sections.

IV. TIME EVOLUTION OF THE J/Ψ ABUNDANCE

We complete this study by addressing the time evolution of the J/ψ abundance in hadronic matter, using the thermally averaged cross sections estimated in the previous section. We shall make use of the evolution equation for the abundances of particles included in processes discussed above. The momentum-integrated evolution equation has the form [37–41]:

$$\begin{aligned}
\frac{dN_{J/\Psi}(\tau)}{d\tau} = & \sum_{\varphi=\pi,\rho,K,K^*} \left[\langle \sigma_{D_{(s)}\bar{D}\rightarrow\varphi J/\Psi} v_{D_{(s)}\bar{D}} \rangle n_{D_{(s)}}(\tau) N_{\bar{D}}(\tau) - \langle \sigma_{\varphi J/\Psi\rightarrow D_{(s)}\bar{D}} v_{\varphi J/\Psi} \rangle n_{\varphi}(\tau) N_{J/\Psi}(\tau) \right. \\
& + \langle \sigma_{D_{(s)}^*\bar{D}^*\rightarrow\varphi J/\Psi} v_{D_{(s)}^*\bar{D}^*} \rangle n_{D_{(s)}^*}(\tau) N_{\bar{D}^*}(\tau) - \langle \sigma_{\varphi J/\Psi\rightarrow D_{(s)}^*\bar{D}^*} v_{\varphi J/\Psi} \rangle n_{\varphi}(\tau) N_{J/\Psi}(\tau) \\
& + \langle \sigma_{D_{(s)}^*\bar{D}\rightarrow\varphi J/\Psi} v_{D_{(s)}^*\bar{D}} \rangle n_{D_{(s)}^*}(\tau) N_{\bar{D}}(\tau) - \langle \sigma_{\varphi J/\Psi\rightarrow D_{(s)}^*\bar{D}} v_{\varphi J/\Psi} \rangle n_{\varphi}(\tau) N_{J/\Psi}(\tau) \\
& \left. + \langle \sigma_{D_{(s)}\bar{D}^*\rightarrow\varphi J/\Psi} v_{D_{(s)}\bar{D}^*} \rangle n_{D_{(s)}}(\tau) N_{\bar{D}^*}(\tau) - \langle \sigma_{\varphi J/\Psi\rightarrow D_{(s)}\bar{D}^*} v_{\varphi J/\Psi} \rangle n_{\varphi}(\tau) N_{J/\Psi}(\tau) \right] \\
& + \sum_{\varphi=\bar{\pi},\bar{\rho},\bar{K},\bar{K}^*} \left[\langle \sigma_{\bar{D}_{(s)}D\rightarrow\varphi J/\Psi} v_{\bar{D}_{(s)}D} \rangle n_{\bar{D}_{(s)}}(\tau) N_D(\tau) - \langle \sigma_{\varphi J/\Psi\rightarrow\bar{D}_{(s)}D} v_{\varphi J/\Psi} \rangle n_{\varphi}(\tau) N_{J/\Psi}(\tau) \right. \\
& + \langle \sigma_{\bar{D}_{(s)}^*D^*\rightarrow\varphi J/\Psi} v_{\bar{D}_{(s)}^*D^*} \rangle n_{\bar{D}_{(s)}^*}(\tau) N_{D^*}(\tau) - \langle \sigma_{\varphi J/\Psi\rightarrow\bar{D}_{(s)}^*D^*} v_{\varphi J/\Psi} \rangle n_{\varphi}(\tau) N_{J/\Psi}(\tau) \\
& + \langle \sigma_{\bar{D}_{(s)}^*D\rightarrow\varphi J/\Psi} v_{\bar{D}_{(s)}^*D} \rangle n_{\bar{D}_{(s)}^*}(\tau) N_D(\tau) - \langle \sigma_{\varphi J/\Psi\rightarrow\bar{D}_{(s)}^*D} v_{\varphi J/\Psi} \rangle n_{\varphi}(\tau) N_{J/\Psi}(\tau) \\
& \left. + \langle \sigma_{\bar{D}_{(s)}D^*\rightarrow\varphi J/\Psi} v_{\bar{D}_{(s)}D^*} \rangle n_{\bar{D}_{(s)}}(\tau) N_{D^*}(\tau) - \langle \sigma_{\varphi J/\Psi\rightarrow\bar{D}_{(s)}D^*} v_{\varphi J/\Psi} \rangle \right], \tag{14}
\end{aligned}$$

where $n_{\varphi}(\tau)$ are $N_{\varphi}(\tau)$ denote the density and the abundances of π, ρ, K, K^* , charmed mesons and their antiparticles in hadronic matter at proper time τ . From Eq. (14) we observe that the J/Ψ abundance at a proper time τ depends on the $\varphi J/\Psi$ dissociation rate as well as on the $\varphi J/\Psi$ production rate. We remark that in the rate equation we have also considered the processes involving the respective antiparticles, i.e. $\bar{\varphi} J/\Psi \rightarrow \bar{D}_{(s)}^{(*)} D^{(*)}$ and $\bar{D}_{(s)}^{(*)} D^{(*)} \rightarrow \bar{\varphi} J/\Psi$. However, these reactions have the same cross sections as the corresponding conjugate processes and the results reported above will be used to evaluate these contributions. We are interested in following the time evolution of the J/Ψ abundance in the hot hadron gas produced in heavy ion collisions. In particular, we focus on central Au-Au collisions at $\sqrt{s_{NN}} = 200$ GeV and discuss the yields. We consider that π, ρ, K, K^*, D and D^* are in equilibrium. Therefore the density $n_i(\tau)$ can be written as [37–41]

$$n_i(\tau) \approx \frac{1}{2\pi^2} \gamma_i g_i m_i^2 T(\tau) K_2 \left(\frac{m_i}{T(\tau)} \right), \tag{15}$$

where γ_i and g_i are respectively the fugacity factor and the degeneracy factor of the relevant particle. The abundance $N_i(\tau)$ is obtained by multiplying the density $n_i(\tau)$ by the volume $V(\tau)$. The time dependence is introduced through the temperature $T(\tau)$ and volume $V(\tau)$ profiles appropriate to model the dynamics of relativistic heavy ion collisions after the end of the quark-gluon plasma phase. The hydrodynamical expansion and cooling of the hadron gas is modeled as in Refs. [37–41] by a the boost invariant Bjorken flow with an accelerated transverse expansion:

$$\begin{aligned}
T(\tau) &= T_C - (T_H - T_F) \left(\frac{\tau - \tau_H}{\tau_F - \tau_H} \right)^{\frac{4}{5}}, \\
V(\tau) &= \pi \left[R_C + v_C (\tau - \tau_C) + \frac{a_C}{2} (\tau - \tau_C)^2 \right]^2 \tau_C. \tag{16}
\end{aligned}$$

In the equation above, $R_C = 8.0$ fm and $\tau_C = 5.0$ fm/c denote the final transverse and longitudinal sizes of the quark-gluon plasma, while $v_C = 0.4c$ and $a_C = 0.02 c^2/\text{fm}$ are its transverse flow velocity and transverse acceleration at this time. $T_C = 175$ MeV is the critical temperature for the quark-gluon plasma to hadronic matter transition; $T_H = T_C = 175$ MeV is the temperature of the hadronic matter at the end of the mixed phase, occurring at the time $\tau_H = 7.5$ fm/c. The freeze-out temperature $T_F = 125$ MeV then leads to a freeze-out time $\tau_F = 17.3$ fm/c. In addition, we assume that the total number of charmed quarks in charmed hadrons is conserved during the processes, and that the total number of charm quarks produced from the initial stage of collisions at RHIC is 3, yielding the charm quark fugacity factor $\gamma_C \approx 6.4$ in Eq. (15) [37–41]. For pions and ρ mesons, we follow Refs. [39, 42, 43] and assume that their total number at freeze-out is 926 and 68, respectively. In the case of $K^{(*)}$ and $\bar{K}^{(*)}$ mesons [40], we work with the assumption that strangeness reaches approximate chemical equilibrium in heavy ion collisions due to the short equilibration time in the quark-gluon plasma and the net strangeness of the QGP is zero.

In the context of the statistical model, hadrons are in thermal and chemical equilibrium when they are produced at chemical freeze-out in heavy ion collisions. Thus, the J/Ψ yield at the end of the mixed phase is

$$\begin{aligned} N_{J/\Psi} &\approx \frac{1}{2\pi^2} \gamma_c^2 g_{J/\Psi} m_{J/\Psi}^2 T_H K_2 \left(\frac{m_{J/\Psi}}{T_H} \right) V(\tau_H) \\ &\approx 1.722 \times 10^{-2}. \end{aligned} \quad (17)$$

In Fig. 6 we present the time evolution of the J/Ψ abundance as a function of the proper time in central Au-Au collisions at $\sqrt{s_{NN}} = 200$ GeV. Looking at the evolution equation, Eq. (14), we can see that the fate of the J/Ψ population will be determined by the production and absorption cross sections and by the multiplicities of the other mesons, especially the pion multiplicity. While the cross sections alone would favor an enhancement of the J/Ψ yield, the relative multiplicities favor its reduction, since in the hadron gas there are much more pions and kaons (which hit and destroy the charmonium states) than D 's, \bar{D} 's, D_s 's and \bar{D}_s 's (which can collide and create them). The result of this competition is an approximate equilibrium between production and absorption. The J/ψ yield remains nearly constant during the hadron gas phase. From the solid line in the figure we can see that if there were only pions in the gas, there would be a small suppression of the J/Ψ yield. This comes from a cancellation between a large difference in the cross sections (the upper panels in Fig. 4) favoring production with a large difference in multiplicities, as pions are much more abundant than open charm mesons. Approximately the same cancellation occurs if the gas would include ρ 's, kaons and K^* 's.

In view of the uncertainties inherent to our calculations, all these numbers contain errors and should not be taken as definitive. A short list of the sources of uncertainties would certainly include the following items:

i) The use of the SU(4) Lagrangian, which governs the interactions between particles. It could be replaced by some other theory. This would change the absolute values of the matrix elements of the reactions considered. We are primarily interested in the equilibrium (or absence of) between the absorption reactions and the corresponding productions reactions. A simple change in the magnitude of the matrix elements would not affect the final equilibrium, since they would be still connected by the same detailed balance relations. Increasing production will increase absorption in the same proportion.

ii) The form factors. Both their functional form and the cutoff values could be changed. In fact a small change in the cutoff parameters would already transform the lines in Fig. 6 into bands. However, as far as net changes in the J/Ψ multiplicity are concerned, the same discussion of item i) applies here.

iii) The parametrization of the hydrodynamical expansion, Eqs.(16), could be changed by a more realistic one. This could make the system cool faster or slower and consequently change the multiplicities of the different particles (π 's, D 's, ...etc.) in different ways. This could potentially reverse the direction of the dynamics. For example, increasing the number of pions with respect to the number of open charm mesons would increase the absorption of J/Ψ 's.

In view of the above discussion, we conclude that, even though there are still many aspects to be considered and/or improved, we believe that our main result, the approximate constancy of the number of J/Ψ 's throughout the hadron gas phase, is not likely to be dramatically changed. If confirmed, this result is very interesting for the physics of the quark gluon plasma, since J/Ψ production will be entirely determined by the QGP dynamics.

V. CONCLUDING REMARKS

Precise measurements of J/ψ abundancies in heavy ion collisions are an important source of information about the properties of the quark-gluon plasma phase. During this phase J/ψ is produced by recombination of charm-anticharm pairs. However, after hadronization the J/ψ 's interact with other hadrons in the expanding hadronic matter. Therefore, the J/ψ 's can be destroyed in collisions with other comoving mesons, but they can also be produced through the inverse reactions. In order to evaluate the hadronic effects on the J/ψ abundance in heavy ion collisions one needs to know the J/ψ cross sections with other mesons.

In this work we have studied J/ψ dissociation and production reactions, making use of effective field Lagrangians to obtain the cross sections for the processes $(\pi, \rho, K, K^*) + J/\psi \rightarrow D_{(s)}\bar{D}, D_{(s)}^{(*)}\bar{D}, D_{(s)}\bar{D}^{(*)}, D_{(s)}^*\bar{D}^*$ and the corresponding inverse processes. We have then computed the thermally averaged cross sections for the dissociation and production reactions, the latter being larger. Finally, we have used the thermally averaged cross sections as input in a rate equation and have followed the evolution of the J/ψ abundance in a hadron gas.

With respect to the existing calculations, the improvements introduced here are the inclusion of K and K^* 's in the effective Lagrangian approach (and the computation of the corresponding cross sections) and the inclusion of processes involving the new exotic charmonium states $Z_c(3900)$ and $Z_c(4025)$.

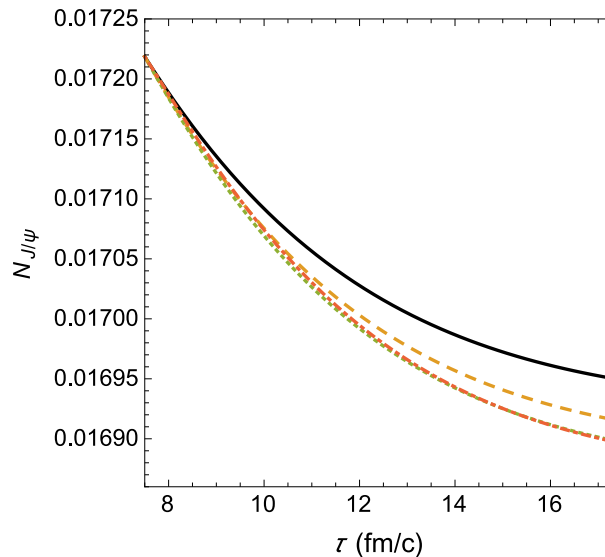


FIG. 6: Time evolution of J/Ψ abundance as a function of the proper time in central Au-Au collisions at $\sqrt{s_{NN}} = 200$ GeV. Solid, dashed, dotted, dot-dashed lines represent the situations with only $\pi - J/\Psi$ interactions and also adding the $\rho - J/\Psi$, $K - J/\Psi$ and $K^* - J/\Psi$ contributions, respectively.

We conclude that the interactions between J/Ψ and all the considered mesons do not significantly change the original J/Ψ abundance, determined at the end of the quark gluon plasma phase. Consequently, any significant change in the J/ψ abundance comes from dissociation and regeneration processes in the QGP phase.

Acknowledgments

We are deeply grateful to R. Rapp for reading our manuscript and making several enlightening observations. The authors would like to thank the Brazilian funding agencies CNPq (contracts 310759/2016-1 and 311524/2016-8) FAPESP (contracts 12/50984-4 and 17/07278-5) for financial support.

-
- [1] A. Mocsy et al., *Int. J. Mod. Phys. A* **28**, 1340012 (2013); R. Rapp et al., *Prog. Part. Nucl. Phys.* **65**, 209 (2010); P. Braun-Munzinger and J. Stachel, *Landolt-Bornstein* **23**, 424 (2010); L. Kluberg and H. Satz, *Landolt-Boernstein* **23**, 372 (2010); R. Rapp and X. Du, *Nucl. Phys. A* **967**, 216 (2017); *Phys. Rept.* **621**, 76 (2016).
 - [2] A. Bourque and C. Gale, *Phys. Rev. C* **80**, 015204 (2009); *Phys. Rev. C* **78**, 035206 (2008); A. Bourque, C. Gale and K. L. Haglin, *Phys. Rev. C* **70**, 055203 (2004). L. Maiani, F. Piccinini, A. D. Polosa and V. Riquer, *Nucl. Phys. A* **741**, 273 (2004); Z. w. Lin and C. M. Ko, *Phys. Rev. C* **62**, 034903 (2000); *J. Phys. G* **27**, 617 (2001); F. S. Navarra, M. Nielsen and M. R. Robilotta, *Phys. Rev. C* **64**, 021901(R) (2001).
 - [3] Y. Oh, T. Song and S. H. Lee, *Phys. Rev. C* **63**, 034901 (2001); S. G. Matinyan and B. Müller, *Phys. Rev. C* **58**, 2994 (1998).
 - [4] K. L. Haglin and C. Gale, *Phys. Rev. C* **63**, 065201 (2001); K. L. Haglin, *Phys. Rev. C* **61**, 031902 (2000).
 - [5] F. Carvalho, F. O. Duraes, F. S. Navarra and M. Nielsen, *Phys. Rev. C* **72**, 024902 (2005).
 - [6] J. P. Hilbert, N. Black, T. Barnes and E. S. Swanson, *Phys. Rev. C* **75**, 064907 (2007); T. Barnes, E. S. Swanson, C.-Y. Wong and X.-M. Xu, *Phys. Rev. C* **68**, 014903 (2003); C. Y. Wong, E. S. Swanson and T. Barnes, *Phys. Rev. C* **62**, 045201 (2000); *Phys. Rev. C* **65**, 014903 (2001); C.-Y. Wong, *Phys. Rev. C* **65**, 034902 (2002); K. Martins, D. Blaschke and E. Quack, *Phys. Rev. C* **51**, 2723 (1995).
 - [7] F. O. Duraes, H. c. Kim, S. H. Lee, F. S. Navarra and M. Nielsen, *Phys. Rev. C* **68**, 035208 (2003); F. O. Duraes, S. H. Lee, F. S. Navarra and M. Nielsen, *Phys. Lett. B* **564**, 97 (2003); F. S. Navarra, M. Nielsen, R. S. Marques de Carvalho and G. Krein, *Phys. Lett. B* **529**, 87 (2002).
 - [8] E. G. Ferreira, *Phys. Lett. B* **749**, 98 (2015); R. Rapp, D. Blaschke and P. Crochet, *Prog. Part. Nucl. Phys.* **65**, 209 (2010); A. Capella, L. Bravina, E. G. Ferreira, A. B. Kaidalov, K. Tywoniuk and E. Zabrodin, *Eur. Phys. J. C* **58**, 437 (2008); T. Song and S. H. Lee, *Phys. Rev. D* **72**, 034002 (2005); L. Grandchamp and R. Rapp, *Nucl. Phys. A* **709**, 415 (2002); P. Braun-Munzinger and K. Redlich, *Eur. Phys. J. C* **16**, 519 (2000).

- [9] W. Cassing, L. A. Kondratyuk, G. I. Lykasov and M. V. Ryzanin, Phys. Lett. B **513**, 1 (2001).
- [10] O. Linnyk, E. L. Bratkovskaya and W. Cassing, Int. J. Mod. Phys. E **17**, 1367 (2008).
- [11] S. S. Adler, et al., PHENIX Collaboration, Phys. Rev. C **69**, 034909 (2004).
- [12] B. Abelev, et al., ALICE Collaboration, Phys. Lett. B **736**, 196 (2014).
- [13] R. S. Azevedo and M. Nielsen, Phys. Rev. C **69**, 035201 (2004); R. S. Azevedo and M. Nielsen, Braz. J. Phys. **34**, 272 (2004).
- [14] R. S. Azevedo and M. Nielsen, arXiv: nucl-th/0407080.
- [15] J. Schukraft, Nucl. Phys. A **967**, 1 (2017).
- [16] A. Andronic et al., Eur. Phys. J. C **76**, 107 (2016); S. Ganesh and M. Mishra, Nucl. Phys. A **947**, 38 (2016); E. Scomparin, Mod. Phys. Lett. A **28**, 1330018 (2013); L. Grandchamp and R. Rapp, Nucl. Phys. A **709**, 415 (2002).
- [17] X. Du and R. Rapp, Nucl. Phys. A **943**, 147 (2015).
- [18] For recent reviews see F. K. Guo, C. Hanhart, U. G. Meißner, Q. Wang, Q. Zhao and B. S. Zou, arXiv:1705.00141; A. Hosaka, T. Iijima, K. Miyabayashi, Y. Sakai and S. Yasui, PTEP **2016**, 062C01 (2016); M. Nielsen, F. S. Navarra, Mod. Phys. Lett. A **29**, 1430005 (2014).
- [19] J. Zhou and X.-M. Xu, Phys. Rev. C **85**, 064904 (2012).
- [20] S.-T. Ji, Z.-Y. Shen and X.-M. Xu, J. Phys. G **42**, 095110 (2015).
- [21] F.-R. Liu, S.-T. Ji, X.-M. Xu, J. Kor. Phys. Soc. **69**, 472 (2016).
- [22] P. Koch, B. Muller and J. Rafelski, Phys. Rep. **142**, 167 (1986).
- [23] We have identified two misprints in the expressions of some amplitudes $\mathcal{M}^{(K^*)}$ which appear in Ref. [14]: in the amplitude M_{2b} , third line in Eq. (22), the sign of the term $2p_4^\mu$ should be a minus sign; in the amplitude M_{Ad} , sixth line in Eq. (22), the $p_{4\rho}$ should be $p_{3\rho}$.
- [24] F. Brazzi, B. Grinstein, F. Piccinini, A. D. Polosa and C. Sabelli, Phys. Rev. D **84**, 014003 (2011).
- [25] M. Ablikim et al. [BESIII Collaboration], Phys. Rev. Lett. **110**, 252001 (2013).
- [26] M. Ablikim et al. [BESIII Collaboration], Phys. Rev. Lett. **112**, 022001 (2014).
- [27] M. Ablikim et al. [BESIII Collaboration], Phys. Rev. Lett. **115**, 112003 (2015).
- [28] F. Aceti, M. Bayar, E. Oset, A. Martinez Torres, K. P. Khemchandani, J. M. Dias, F. S. Navarra and M. Nielsen, Phys. Rev. D **90**, 016003 (2014).
- [29] M. Ablikim et al. [BESIII Collaboration], Phys. Rev. Lett. **112**, 132001 (2014).
- [30] A. Martinez Torres, K. P. Khemchandani, F. S. Navarra, M. Nielsen and E. Oset, Phys. Rev. D **89**, 014025 (2014).
- [31] R. Molina, E. Oset, Phys. Rev. D **80**, 114013 (2009).
- [32] F. Aceti, M. Bayar, J. M. Dias and E. Oset, Eur. Phys. J. A **50**, 103 (2014).
- [33] K. P. Khemchandani, A. Martinez Torres, M. Nielsen and F. S. Navarra, Phys. Rev. D **89**, 014029 (2014).
- [34] Z. Q. Liu et al. [Belle Collaboration], Phys. Rev. Lett. **110**, 252002 (2013).
- [35] T. Xiao, S. Dobbs, A. Tomaradze and K. K. Seth, Phys. Lett. B **727**, 366 (2013).
- [36] A. Martinez Torres, K. P. Khemchandani, M. Nielsen, F. S. Navarra and E. Oset, Phys. Rev. D **88**, 074033 (2013).
- [37] S. Cho *et al.* (ExHIC Collaboration), Phys. Rev. Lett. **106**, 212001 (2011).
- [38] S. Cho and S. H. Lee, arXiv:1509.04092
- [39] L. M. Abreu, K. P. Khemchandani, A. Martinez Torres, F. S. Navarra and M. Nielsen, Phys. Lett. B **761**, 303 (2016).
- [40] S. Cho *et al.* (ExHIC Collaboration), Phys. Rev. C **84**, 064910 (2011).
- [41] S. Cho *et al.* (ExHIC Collaboration), Prog. Part. Nucl. Phys. **95**, 279 (2017).
- [42] L. W. Chen, C. M. Ko, W. Liu and M. Nielsen, Phys. Rev. C **76**, 014906 (2007).
- [43] S. Cho and S. H. Lee, Phys. Rev. C **88**, 054901 (2013) .